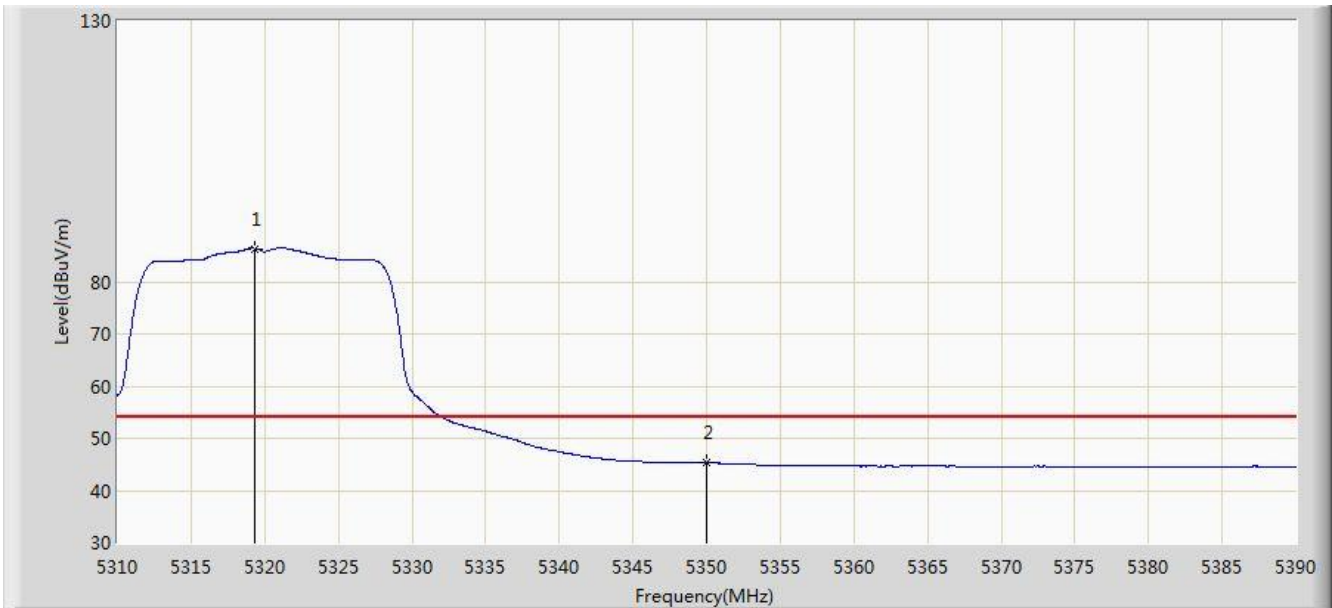


Site: AC1	Time: 2018/03/08 - 03:17
Limit: FCC_Part15.209_RE(3m)	Engineer: Jone Zhang
Probe: BBHA9120D_1-18GHz	Polarity: Vertical
EUT: Communication Module	Power: DC 3.3V
Test Mode: Transmit by 802.11a at Channel 5320MHz	

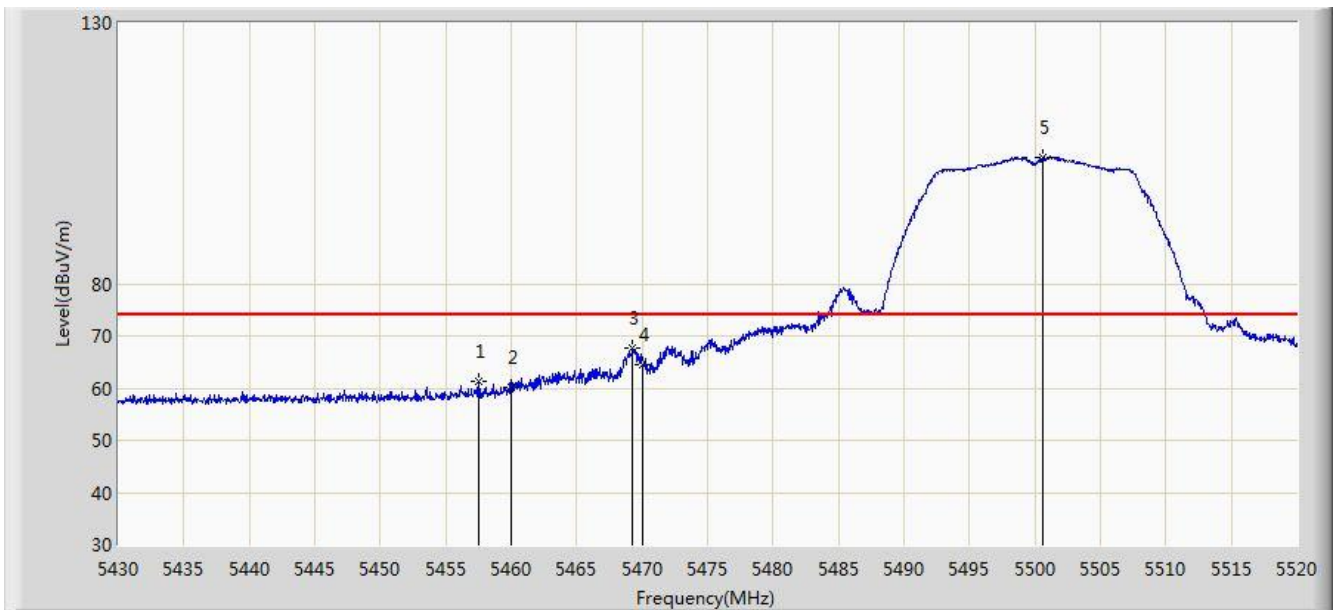


No	Flag	Mark	Frequency (MHz)	Measure Level (dBuV/m)	Reading Level (dBuV)	Over Limit (dB)	Limit (dBuV/m)	Factor (dB)	Type
1		*	5319.280	86.376	80.643	N/A	N/A	5.732	AV
2			5350.000	45.220	39.237	-8.780	54.000	5.983	AV

Note: Measure Level (dB $\mu$ V/m) = Reading Level (dB $\mu$ V) + Factor (dB)

Factor (dB) = Cable Loss (dB) + Antenna Factor (dB/m) - Pre\_Amplifier Gain (dB)

Site: AC1	Time: 2018/03/08 - 03:18
Limit: FCC_Part15.209_RE(3m)	Engineer: Jone Zhang
Probe: BBHA9120D_1-18GHz	Polarity: Horizontal
EUT: Communication Module	Power: DC 3.3V
Test Mode: Transmit by 802.11a at Channel 5500MHz	

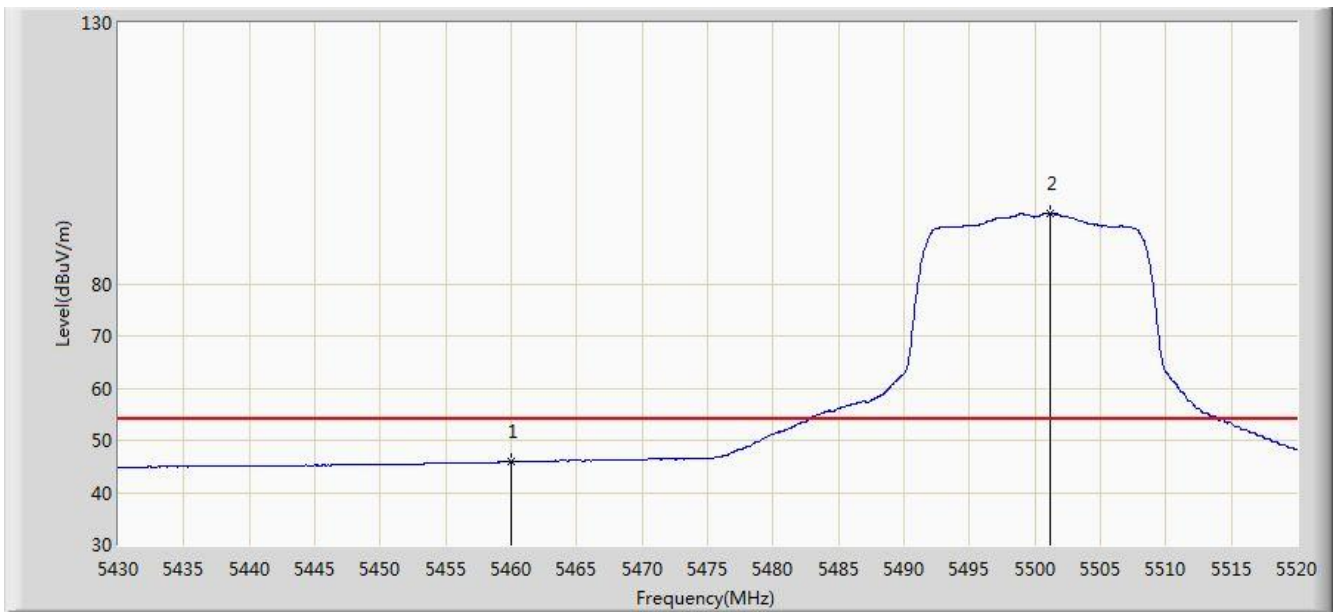


No	Flag	Mark	Frequency (MHz)	Measure Level (dBuV/m)	Reading Level (dBuV)	Over Limit (dB)	Limit (dBuV/m)	Factor (dB)	Type
1			5457.540	61.440	54.987	-12.560	74.000	6.452	PK
2			5460.000	60.269	53.816	-13.731	74.000	6.452	PK
3			5469.285	67.581	61.130	-0.619	68.200	6.450	PK
4			5470.000	64.439	57.989	-3.761	68.200	6.451	PK
5		*	5500.560	104.330	97.909	N/A	N/A	6.421	PK

Note: Measure Level (dBμV/m) = Reading Level (dBμV) + Factor (dB)

Factor (dB) = Cable Loss (dB) + Antenna Factor (dB/m) - Pre\_Amplifier Gain (dB)

Site: AC1	Time: 2018/03/08 - 03:21
Limit: FCC_Part15.209_RE(3m)	Engineer: Jone Zhang
Probe: BBHA9120D_1-18GHz	Polarity: Horizontal
EUT: Communication Module	Power: DC 3.3V
Test Mode: Transmit by 802.11a at Channel 5500MHz	

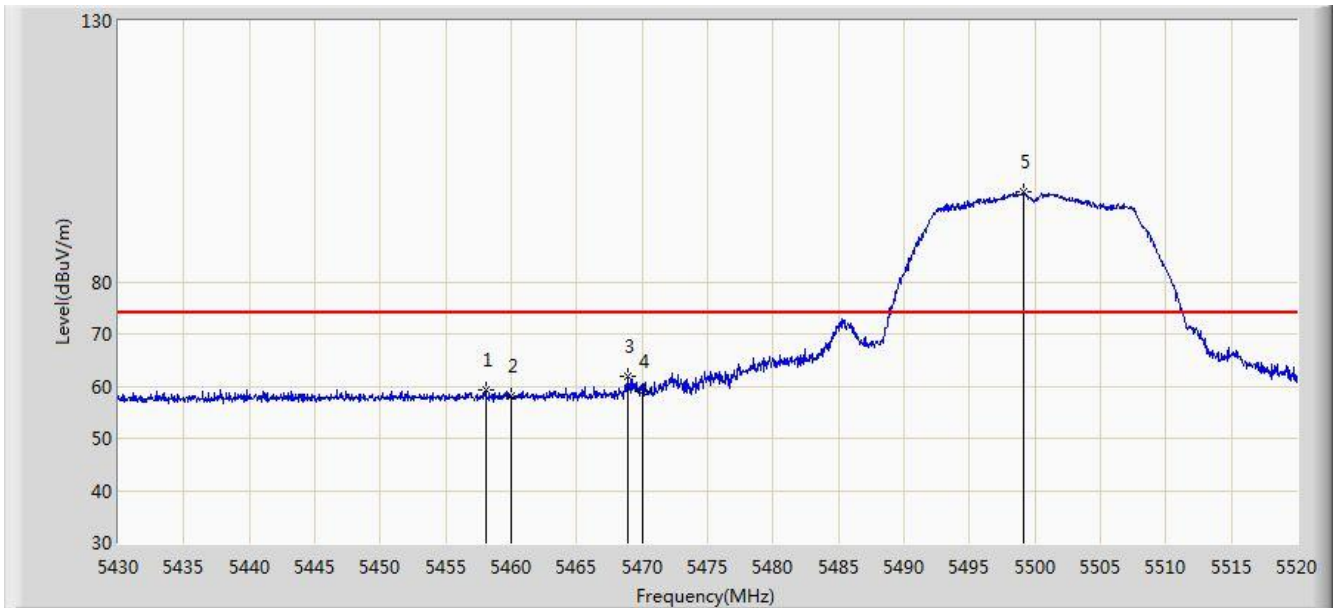


No	Flag	Mark	Frequency (MHz)	Measure Level (dBuV/m)	Reading Level (dBuV)	Over Limit (dB)	Limit (dBuV/m)	Factor (dB)	Type
1			5460.000	45.870	39.417	-8.130	54.000	6.452	AV
2		*	5501.190	93.493	87.071	N/A	N/A	6.422	AV

Note: Measure Level (dB $\mu$ V/m) = Reading Level (dB $\mu$ V) + Factor (dB)

Factor (dB) = Cable Loss (dB) + Antenna Factor (dB/m) - Pre\_Amplifier Gain (dB)

Site: AC1	Time: 2018/03/08 - 03:22
Limit: FCC_Part15.209_RE(3m)	Engineer: Jone Zhang
Probe: BBHA9120D_1-18GHz	Polarity: Vertical
EUT: Communication Module	Power: DC 3.3V
Test Mode: Transmit by 802.11a at Channel 5500MHz	

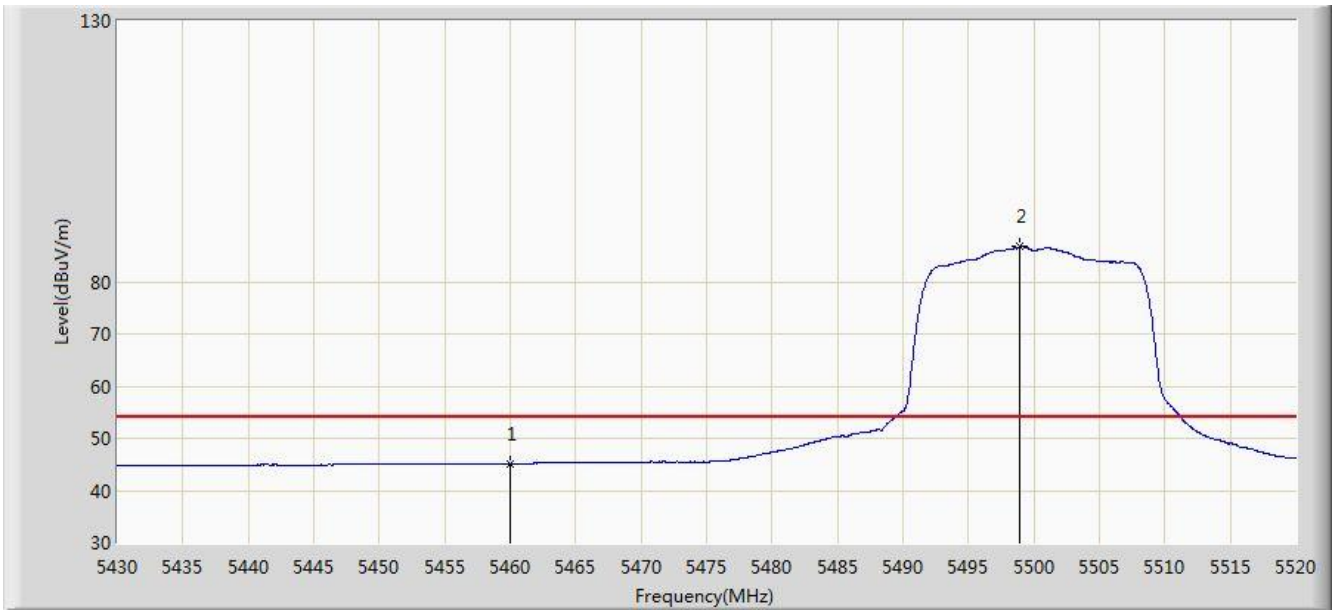


No	Flag	Mark	Frequency (MHz)	Measure Level (dBuV/m)	Reading Level (dBuV)	Over Limit (dB)	Limit (dBuV/m)	Factor (dB)	Type
1			5458.035	59.345	52.892	-14.655	74.000	6.453	PK
2			5460.000	58.258	51.805	-15.742	74.000	6.452	PK
3			5468.880	61.750	55.299	-6.450	68.200	6.450	PK
4			5470.000	59.028	52.578	-9.172	68.200	6.451	PK
5		*	5499.165	97.195	90.776	N/A	N/A	6.419	PK

Note: Measure Level (dB $\mu$ V/m) = Reading Level (dB $\mu$ V) + Factor (dB)

Factor (dB) = Cable Loss (dB) + Antenna Factor (dB/m) - Pre\_Amplifier Gain (dB)

Site: AC1	Time: 2018/03/08 - 03:24
Limit: FCC_Part15.209_RE(3m)	Engineer: Jone Zhang
Probe: BBHA9120D_1-18GHz	Polarity: Vertical
EUT: Communication Module	Power: DC 3.3V
Test Mode: Transmit by 802.11a at Channel 5500MHz	

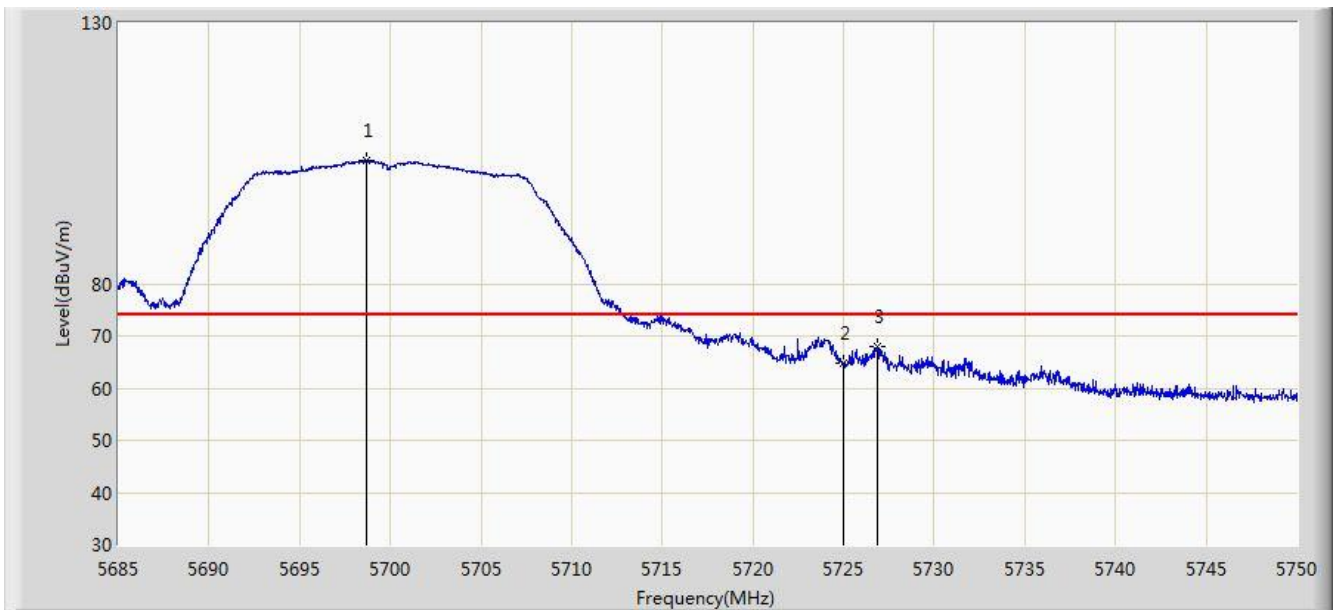


No	Flag	Mark	Frequency (MHz)	Measure Level (dBuV/m)	Reading Level (dBuV)	Over Limit (dB)	Limit (dBuV/m)	Factor (dB)	Type
1			5460.000	45.112	38.659	-8.888	54.000	6.452	AV
2		*	5498.895	86.691	80.272	N/A	N/A	6.420	AV

Note: Measure Level (dB $\mu$ V/m) = Reading Level (dB $\mu$ V) + Factor (dB)

Factor (dB) = Cable Loss (dB) + Antenna Factor (dB/m) - Pre\_Amplifier Gain (dB)

Site: AC1	Time: 2018/03/08 - 03:26
Limit: FCC_Part15.209_RE(3m)	Engineer: Jone Zhang
Probe: BBHA9120D_1-18GHz	Polarity: Horizontal
EUT: Communication Module	Power: DC 3.3V
Test Mode: Transmit by 802.11a at Channel 5700MHz	

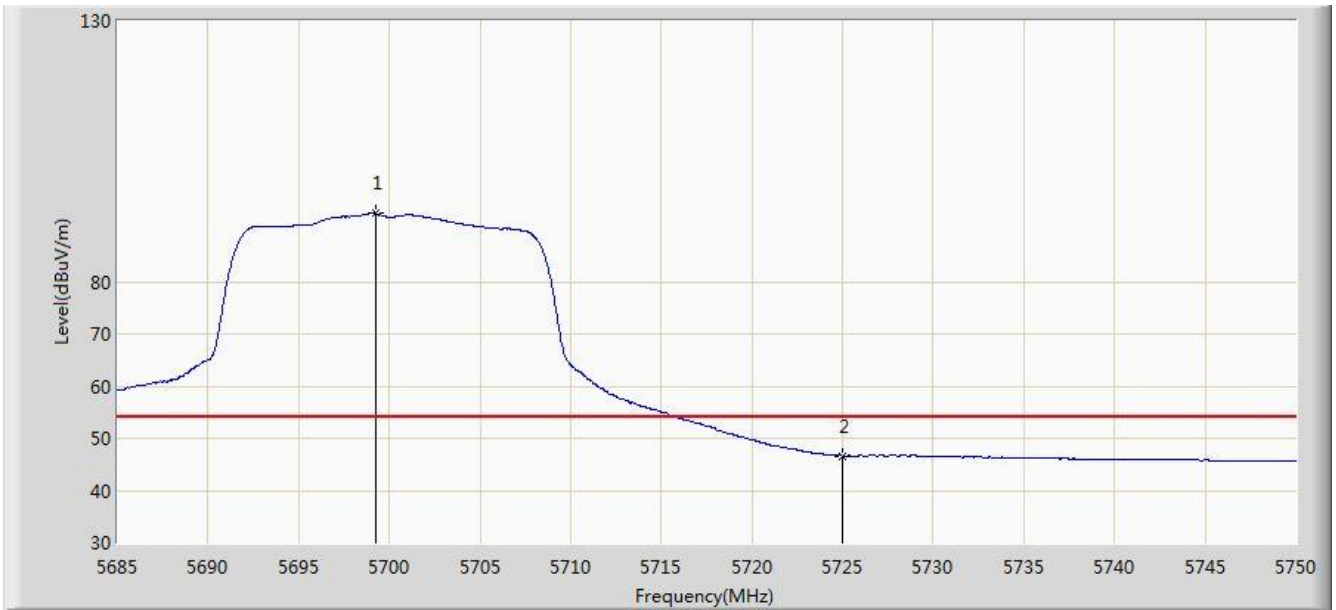


No	Flag	Mark	Frequency (MHz)	Measure Level (dBuV/m)	Reading Level (dBuV)	Over Limit (dB)	Limit (dBuV/m)	Factor (dB)	Type
1		*	5698.715	103.485	96.509	N/A	N/A	6.977	PK
2			5725.000	64.684	57.519	-9.316	74.000	7.165	PK
3			5726.828	67.961	60.777	-6.039	74.000	7.184	PK

Note: Measure Level (dB $\mu$ V/m) = Reading Level (dB $\mu$ V) + Factor (dB)

Factor (dB) = Cable Loss (dB) + Antenna Factor (dB/m) - Pre\_Amplifier Gain (dB)

Site: AC1	Time: 2018/03/08 - 03:28
Limit: FCC_Part15.209_RE(3m)	Engineer: Jone Zhang
Probe: BBHA9120D_1-18GHz	Polarity: Horizontal
EUT: Communication Module	Power: DC 3.3V
Test Mode: Transmit by 802.11a at Channel 5700MHz	

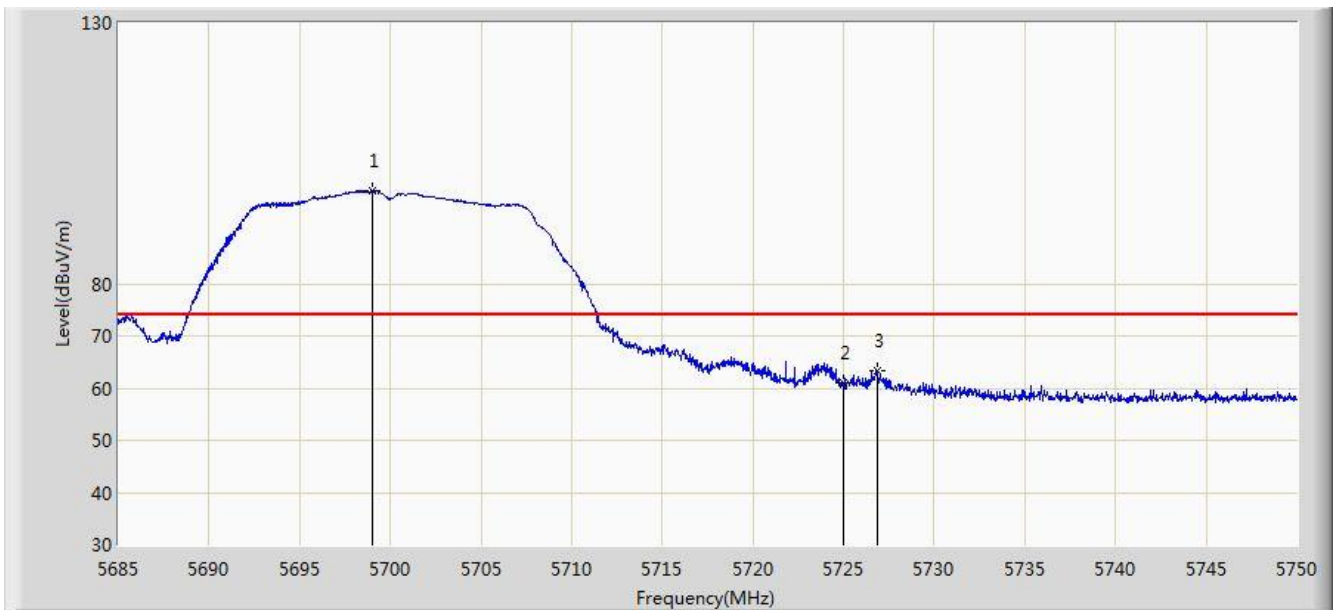


No	Flag	Mark	Frequency (MHz)	Measure Level (dBuV/m)	Reading Level (dBuV)	Over Limit (dB)	Limit (dBuV/m)	Factor (dB)	Type
1		*	5699.235	93.114	86.137	N/A	N/A	6.977	AV
2			5725.000	46.622	39.457	-7.378	54.000	7.165	AV

Note: Measure Level (dB $\mu$ V/m) = Reading Level (dB $\mu$ V) + Factor (dB)

Factor (dB) = Cable Loss (dB) + Antenna Factor (dB/m) - Pre\_Amplifier Gain (dB)

Site: AC1	Time: 2018/03/08 - 03:29
Limit: FCC_Part15.209_RE(3m)	Engineer: Jone Zhang
Probe: BBHA9120D_1-18GHz	Polarity: Vertical
EUT: Communication Module	Power: DC 3.3V
Test Mode: Transmit by 802.11a at Channel 5700MHz	



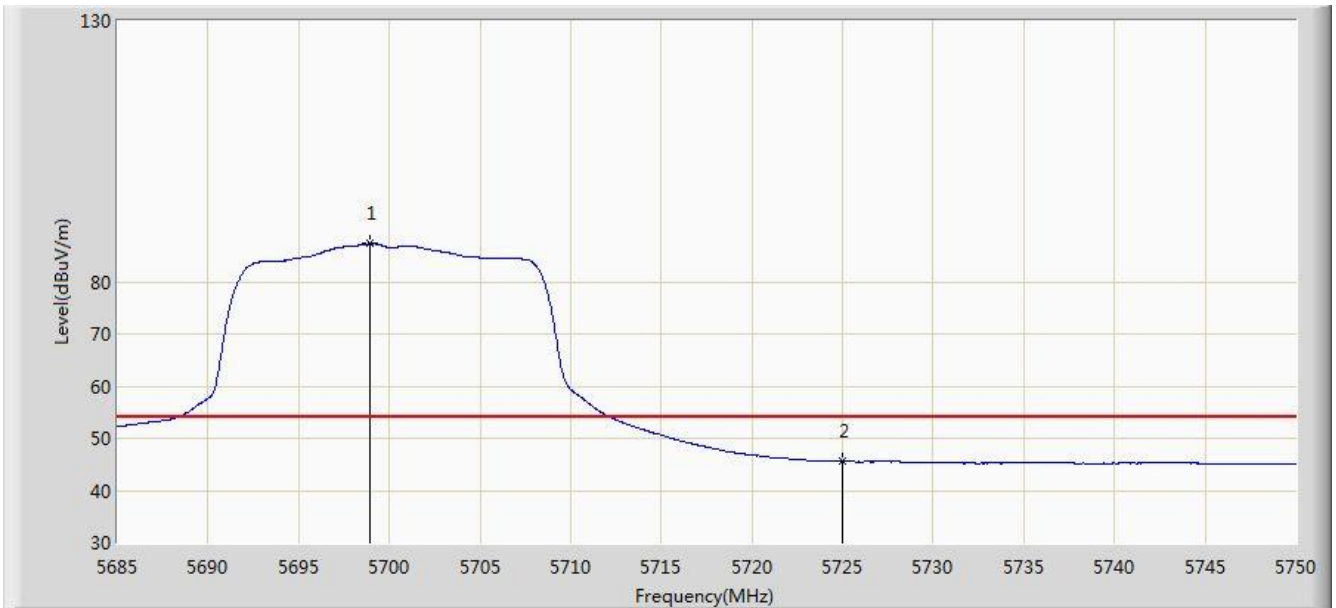
No	Flag	Mark	Frequency (MHz)	Measure Level (dBuV/m)	Reading Level (dBuV)	Over Limit (dB)	Limit (dBuV/m)	Factor (dB)	Type
1		*	5699.007	97.858	90.881	N/A	N/A	6.976	PK
2			5725.000	60.900	53.735	-13.100	74.000	7.165	PK
3			5726.893	63.195	56.011	-10.805	74.000	7.185	PK

Note: Measure Level (dB $\mu$ V/m) = Reading Level (dB $\mu$ V) + Factor (dB)

Factor (dB) = Cable Loss (dB) + Antenna Factor (dB/m) - Pre\_Amplifier Gain (dB)



Site: AC1	Time: 2018/03/08 - 03:32
Limit: FCC_Part15.209_RE(3m)	Engineer: Jone Zhang
Probe: BBHA9120D_1-18GHz	Polarity: Vertical
EUT: Communication Module	Power: DC 3.3V
Test Mode: Transmit by 802.11a at Channel 5700MHz	

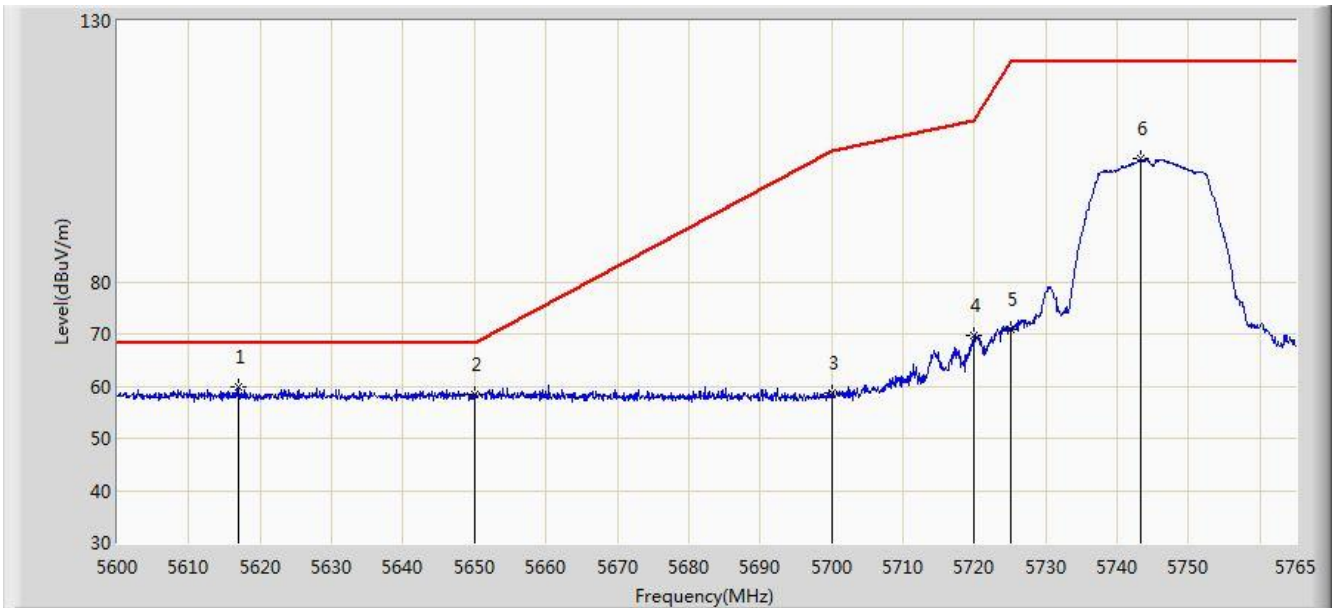


No	Flag	Mark	Frequency (MHz)	Measure Level (dBuV/m)	Reading Level (dBuV)	Over Limit (dB)	Limit (dBuV/m)	Factor (dB)	Type
1		*	5698.910	87.280	80.304	N/A	N/A	6.977	AV
2			5725.000	45.542	38.377	-8.458	54.000	7.165	AV

Note: Measure Level (dB $\mu$ V/m) = Reading Level (dB $\mu$ V) + Factor (dB)

Factor (dB) = Cable Loss (dB) + Antenna Factor (dB/m) - Pre\_Amplifier Gain (dB)

Site: AC1	Time: 2018/03/08 - 03:33
Limit: FCC_Part15.407_RE(3m)	Engineer: Jone Zhang
Probe: BBHA9120D_1-18GHz	Polarity: Horizontal
EUT: Communication Module	Power: DC 3.3V
Test Mode: Transmit by 802.11a at Channel 5745MHz	

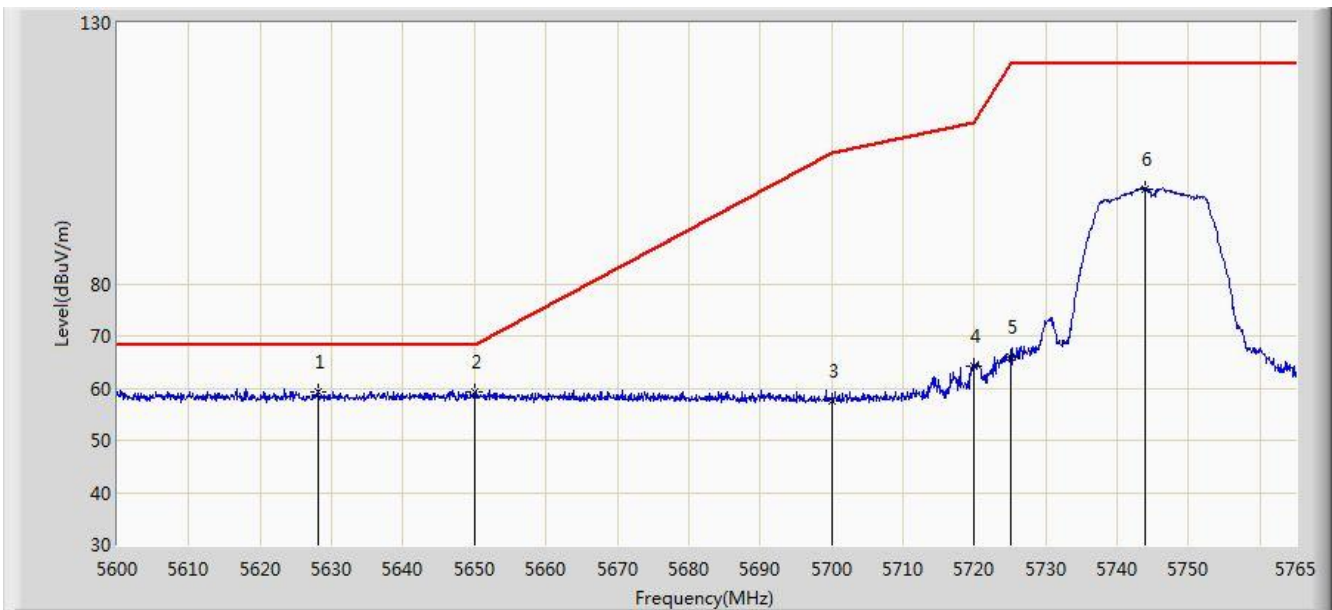


No	Flag	Mark	Frequency (MHz)	Measure Level (dBuV/m)	Reading Level (dBuV)	Over Limit (dB)	Limit (dBuV/m)	Factor (dB)	Type
1		*	5616.995	59.780	53.043	-8.420	68.200	6.737	PK
2			5650.000	58.285	51.302	-9.915	68.200	6.983	PK
3			5700.000	58.732	51.754	-46.468	105.200	6.978	PK
4			5720.000	69.715	62.601	-41.085	110.800	7.114	PK
5			5725.000	70.983	63.818	-51.217	122.200	7.165	PK
6			5743.220	103.527	96.186	N/A	N/A	7.341	PK

Note: Measure Level (dB $\mu$ V/m) = Reading Level (dB $\mu$ V) + Factor (dB)

Factor (dB) = Cable Loss (dB) + Antenna Factor (dB/m) - Pre\_Amplifier Gain (dB)

Site: AC1	Time: 2018/03/08 - 03:36
Limit: FCC_Part15.407_RE(3m)	Engineer: Jone Zhang
Probe: BBHA9120D_1-18GHz	Polarity: Vertical
EUT: Communication Module	Power: DC 3.3V
Test Mode: Transmit by 802.11a at Channel 5745MHz	

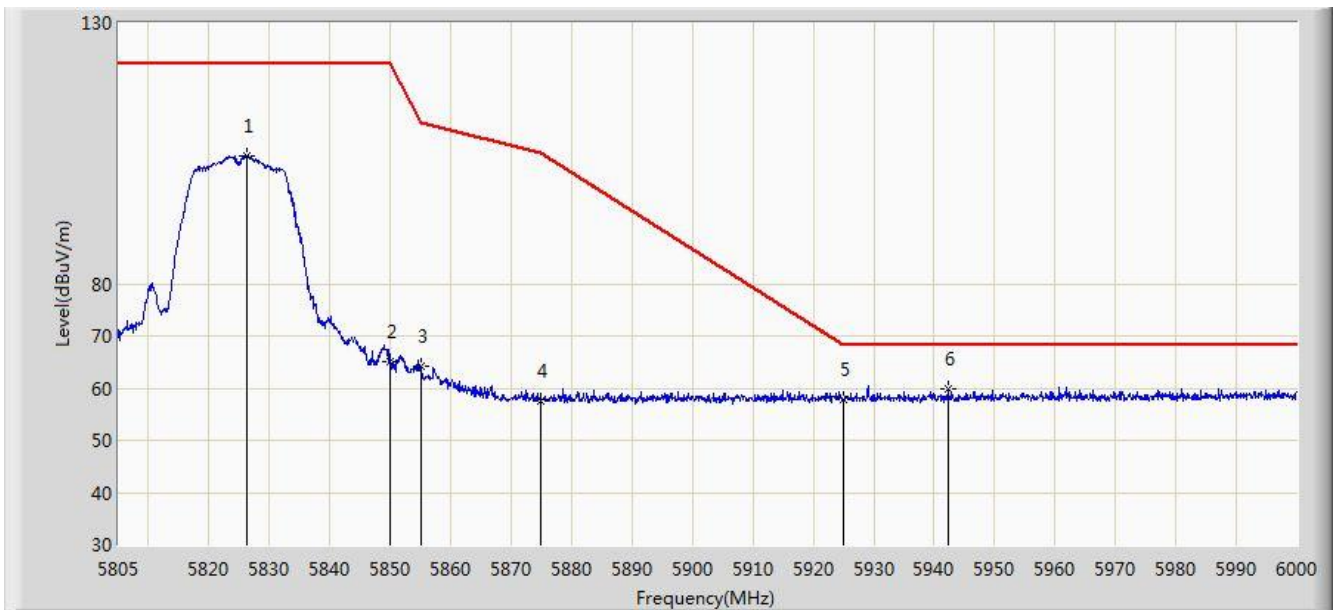


No	Flag	Mark	Frequency (MHz)	Measure Level (dBuV/m)	Reading Level (dBuV)	Over Limit (dB)	Limit (dBuV/m)	Factor (dB)	Type
1		*	5628.215	59.405	52.579	-8.795	68.200	6.826	PK
2			5650.000	59.203	52.220	-8.997	68.200	6.983	PK
3			5700.000	57.454	50.476	-47.746	105.200	6.978	PK
4			5720.000	64.347	57.233	-46.453	110.800	7.114	PK
5			5725.000	65.919	58.754	-56.281	122.200	7.165	PK
6			5743.880	98.223	90.878	N/A	N/A	7.345	PK

Note: Measure Level (dB $\mu$ V/m) = Reading Level (dB $\mu$ V) + Factor (dB)

Factor (dB) = Cable Loss (dB) + Antenna Factor (dB/m) - Pre\_Amplifier Gain (dB)

Site: AC1	Time: 2018/03/08 - 03:39
Limit: FCC_Part15.407_RE(3m)	Engineer: Jone Zhang
Probe: BBHA9120D_1-18GHz	Polarity: Horizontal
EUT: Communication Module	Power: DC 3.3V
Test Mode: Transmit by 802.11a at Channel 5825MHz	

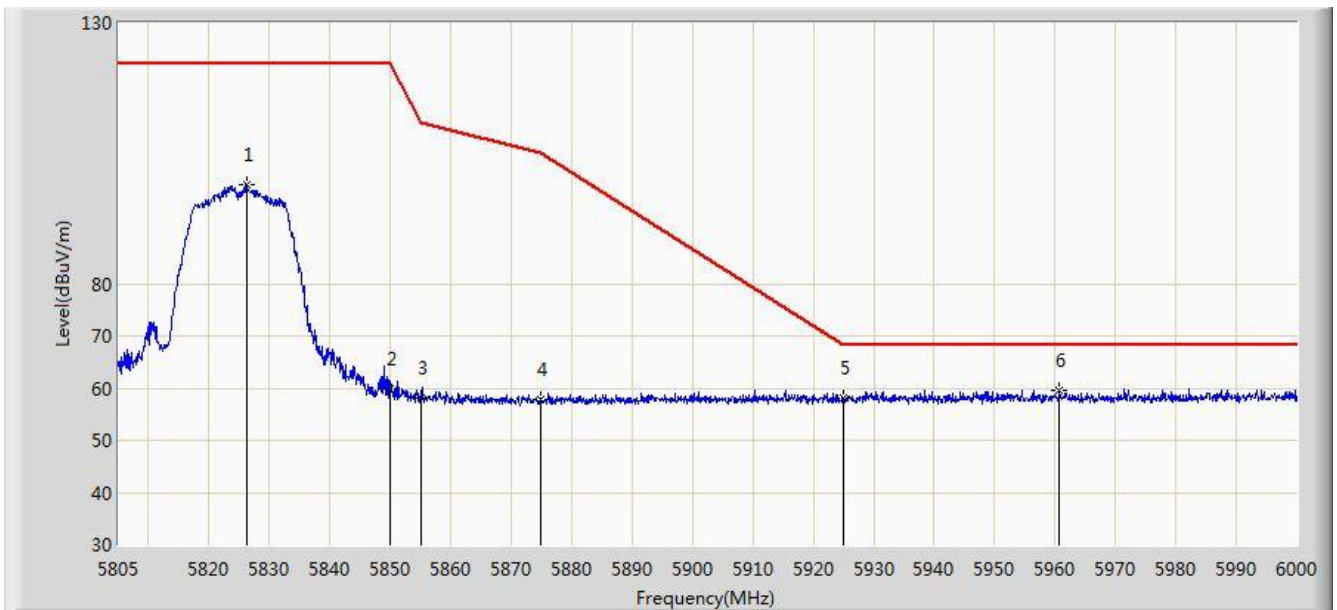


No	Flag	Mark	Frequency (MHz)	Measure Level (dBuV/m)	Reading Level (dBuV)	Over Limit (dB)	Limit (dBuV/m)	Factor (dB)	Type
1			5826.353	104.634	96.880	N/A	N/A	7.753	PK
2			5850.000	65.169	57.270	-57.031	122.200	7.899	PK
3			5855.000	64.137	56.231	-46.663	110.800	7.905	PK
4			5875.000	57.581	49.673	-47.619	105.200	7.909	PK
5			5925.000	57.682	49.649	-10.518	68.200	8.033	PK
6		*	5942.280	59.750	51.665	-8.450	68.200	8.085	PK

Note: Measure Level (dBμV/m) = Reading Level (dBμV) + Factor (dB)

Factor (dB) = Cable Loss (dB) + Antenna Factor (dB/m) - Pre\_Amplifier Gain (dB)

Site: AC1	Time: 2018/03/08 - 03:41
Limit: FCC_Part15.407_RE(3m)	Engineer: Jone Zhang
Probe: BBHA9120D_1-18GHz	Polarity: Vertical
EUT: Communication Module	Power: DC 3.3V
Test Mode: Transmit by 802.11a at Channel 5825MHz	

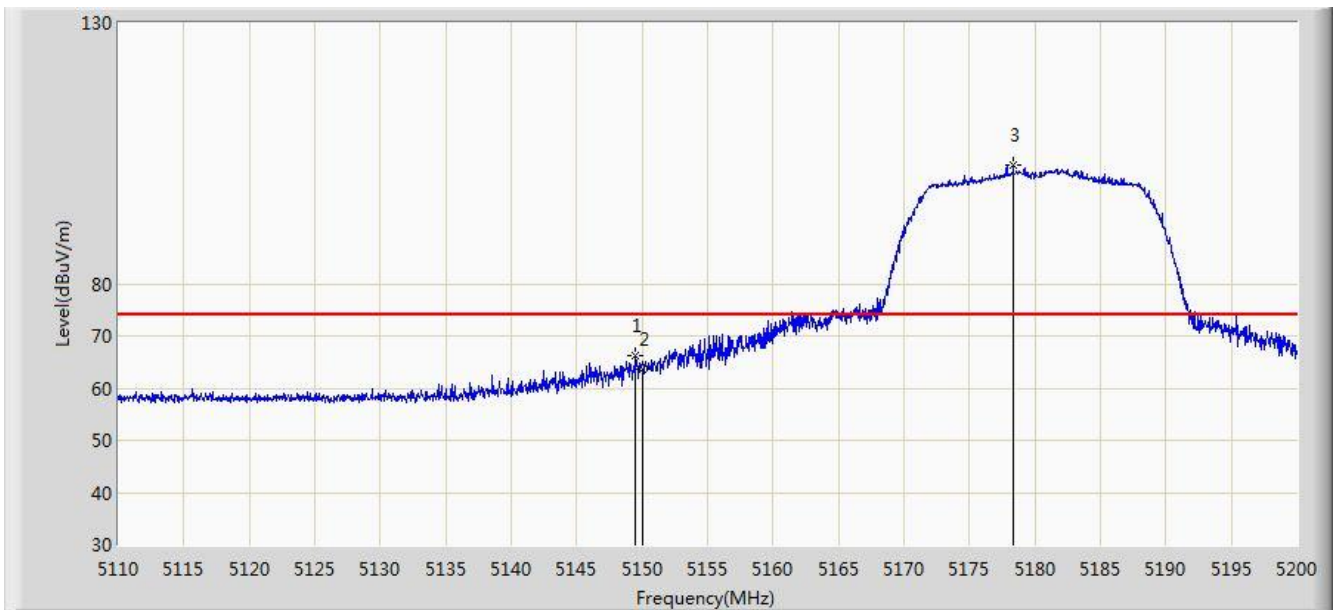


No	Flag	Mark	Frequency (MHz)	Measure Level (dBuV/m)	Reading Level (dBuV)	Over Limit (dB)	Limit (dBuV/m)	Factor (dB)	Type
1			5826.255	98.945	91.192	N/A	N/A	7.753	PK
2			5850.000	59.914	52.015	-62.286	122.200	7.899	PK
3			5855.000	58.174	50.268	-52.626	110.800	7.905	PK
4			5875.000	57.684	49.776	-47.516	105.200	7.909	PK
5			5925.000	58.145	50.112	-10.055	68.200	8.033	PK
6		*	5960.708	59.676	51.573	-8.524	68.200	8.103	PK

Note: Measure Level (dBμV/m) = Reading Level (dBμV) + Factor (dB)

Factor (dB) = Cable Loss (dB) + Antenna Factor (dB/m) - Pre\_Amplifier Gain (dB)

Site: AC1	Time: 2018/03/08 - 03:43
Limit: FCC_Part15.209_RE(3m)	Engineer: Jone Zhang
Probe: BBHA9120D_1-18GHz	Polarity: Horizontal
EUT: Communication Module	Power: DC 3.3V
Test Mode: Transmit by 802.11n-HT20 at Channel 5180MHz	

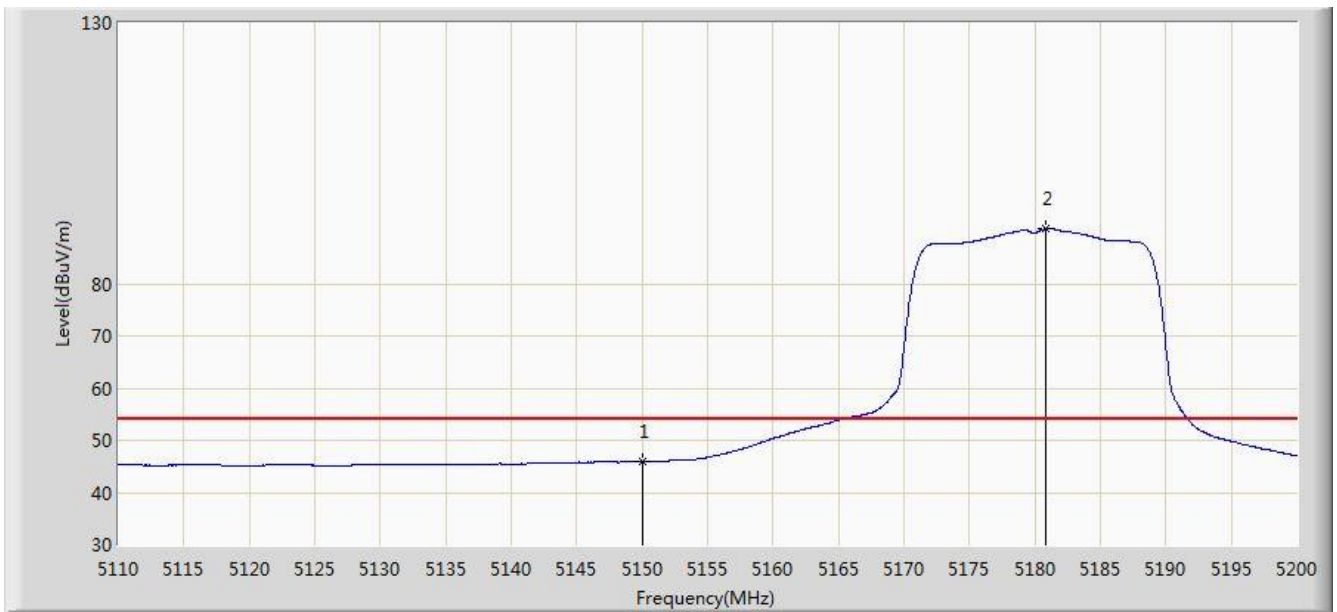


No	Flag	Mark	Frequency (MHz)	Measure Level (dBuV/m)	Reading Level (dBuV)	Over Limit (dB)	Limit (dBuV/m)	Factor (dB)	Type
1			5149.510	66.187	60.065	-7.813	74.000	6.122	PK
2			5150.000	63.714	57.591	-10.286	74.000	6.123	PK
3		*	5178.355	102.654	96.559	N/A	N/A	6.096	PK

Note: Measure Level (dB $\mu$ V/m) = Reading Level (dB $\mu$ V) + Factor (dB)

Factor (dB) = Cable Loss (dB) + Antenna Factor (dB/m) - Pre\_Amplifier Gain (dB)

Site: AC1	Time: 2018/03/08 - 03:46
Limit: FCC_Part15.209_RE(3m)	Engineer: Jone Zhang
Probe: BBHA9120D_1-18GHz	Polarity: Horizontal
EUT: Communication Module	Power: DC 3.3V
Test Mode: Transmit by 802.11n-HT20 at Channel 5180MHz	

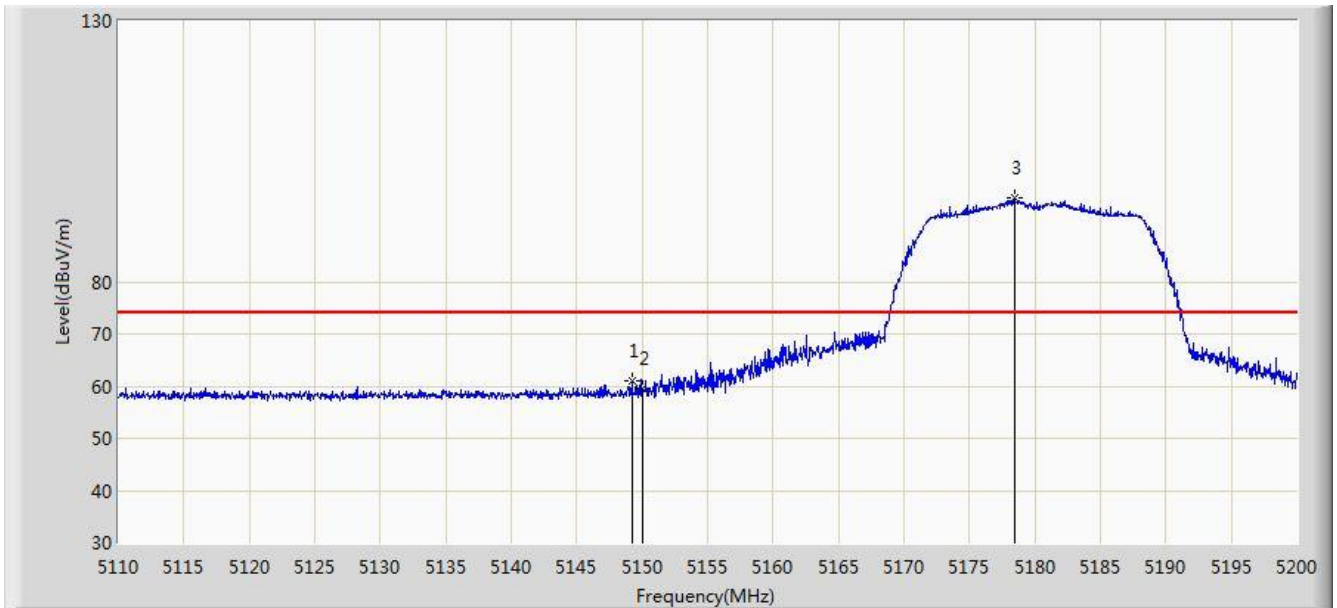


No	Flag	Mark	Frequency (MHz)	Measure Level (dBuV/m)	Reading Level (dBuV)	Over Limit (dB)	Limit (dBuV/m)	Factor (dB)	Type
1			5150.000	45.926	39.803	-8.074	54.000	6.123	AV
2		*	5180.830	90.492	84.404	N/A	N/A	6.088	AV

Note: Measure Level (dB $\mu$ V/m) = Reading Level (dB $\mu$ V) + Factor (dB)

Factor (dB) = Cable Loss (dB) + Antenna Factor (dB/m) - Pre\_Amplifier Gain (dB)

Site: AC1	Time: 2018/03/08 - 03:49
Limit: FCC_Part15.209_RE(3m)	Engineer: Jone Zhang
Probe: BBHA9120D_1-18GHz	Polarity: Vertical
EUT: Communication Module	Power: DC 3.3V
Test Mode: Transmit by 802.11n-HT20 at Channel 5180MHz	



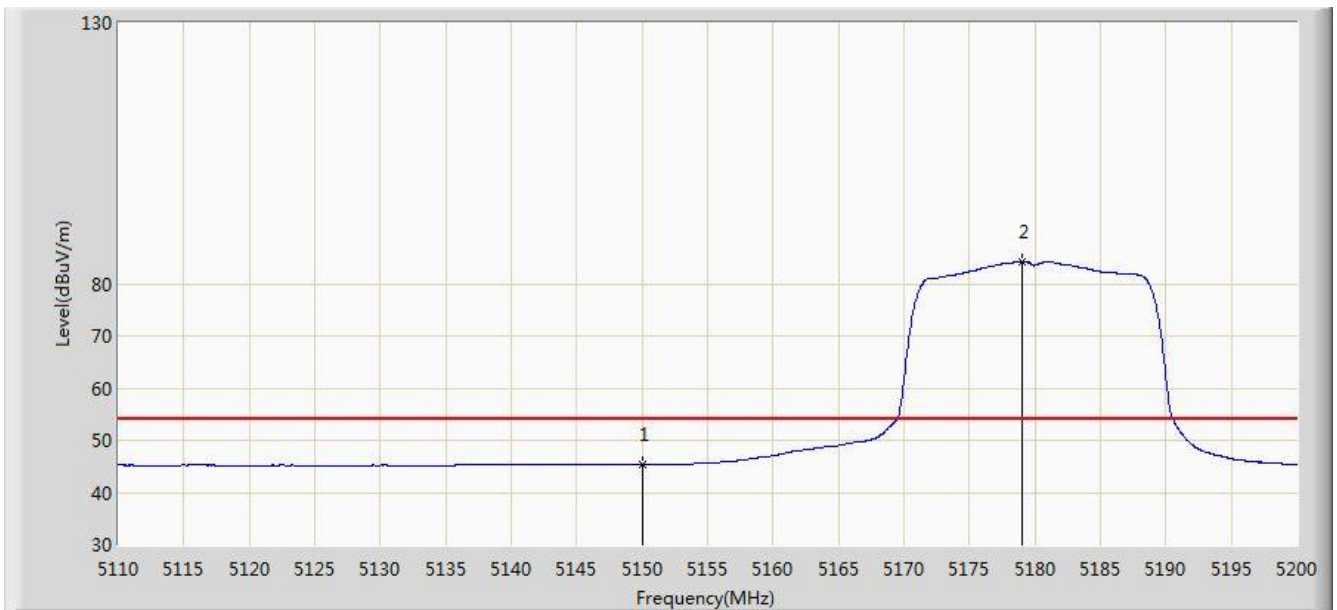
No	Flag	Mark	Frequency (MHz)	Measure Level (dBuV/m)	Reading Level (dBuV)	Over Limit (dB)	Limit (dBuV/m)	Factor (dB)	Type
1			5149.195	61.066	54.945	-12.934	74.000	6.121	PK
2			5150.000	59.667	53.544	-14.333	74.000	6.123	PK
3		*	5178.445	96.177	90.082	N/A	N/A	6.095	PK

Note: Measure Level (dB $\mu$ V/m) = Reading Level (dB $\mu$ V) + Factor (dB)

Factor (dB) = Cable Loss (dB) + Antenna Factor (dB/m) - Pre\_Amplifier Gain (dB)



Site: AC1	Time: 2018/03/08 - 03:52
Limit: FCC_Part15.209_RE(3m)	Engineer: Jone Zhang
Probe: BBHA9120D_1-18GHz	Polarity: Vertical
EUT: Communication Module	Power: DC 3.3V
Test Mode: Transmit by 802.11n-HT20 at Channel 5180MHz	

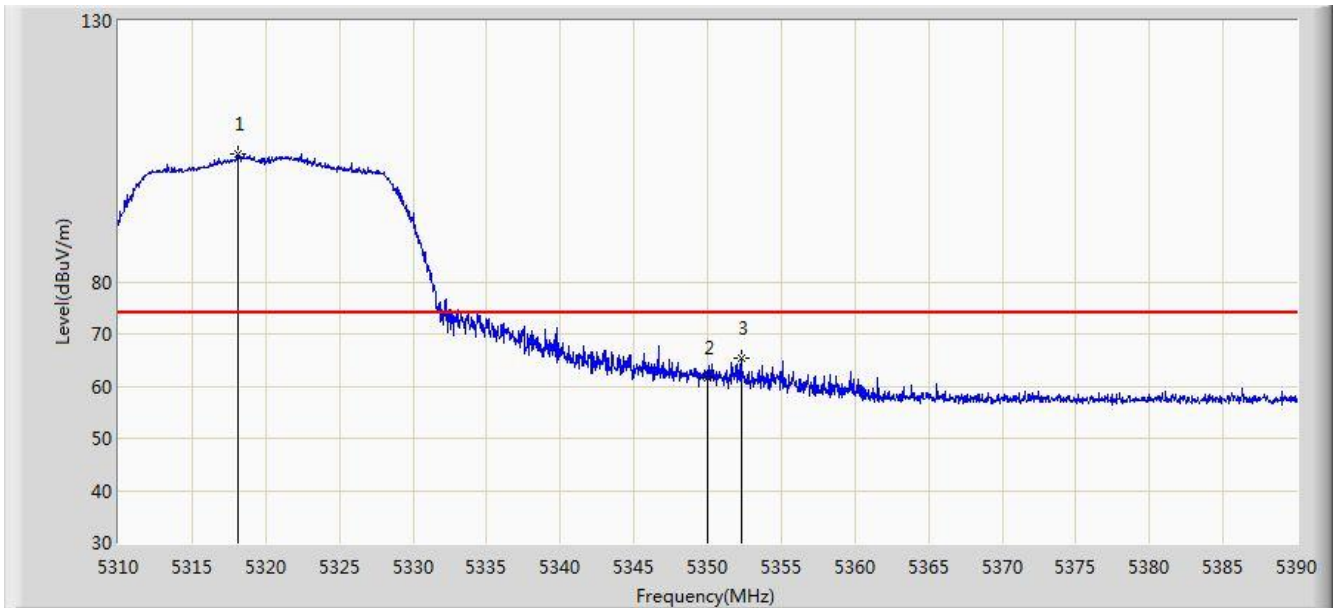


No	Flag	Mark	Frequency (MHz)	Measure Level (dBuV/m)	Reading Level (dBuV)	Over Limit (dB)	Limit (dBuV/m)	Factor (dB)	Type
1			5150.000	45.287	39.164	-8.713	54.000	6.123	AV
2		*	5178.985	84.275	78.182	N/A	N/A	6.094	AV

Note: Measure Level (dB $\mu$ V/m) = Reading Level (dB $\mu$ V) + Factor (dB)

Factor (dB) = Cable Loss (dB) + Antenna Factor (dB/m) - Pre\_Amplifier Gain (dB)

Site: AC1	Time: 2018/03/08 - 03:53
Limit: FCC_Part15.209_RE(3m)	Engineer: Jone Zhang
Probe: BBHA9120D_1-18GHz	Polarity: Horizontal
EUT: Communication Module	Power: DC 3.3V
Test Mode: Transmit by 802.11n-HT20 at Channel 5320MHz	

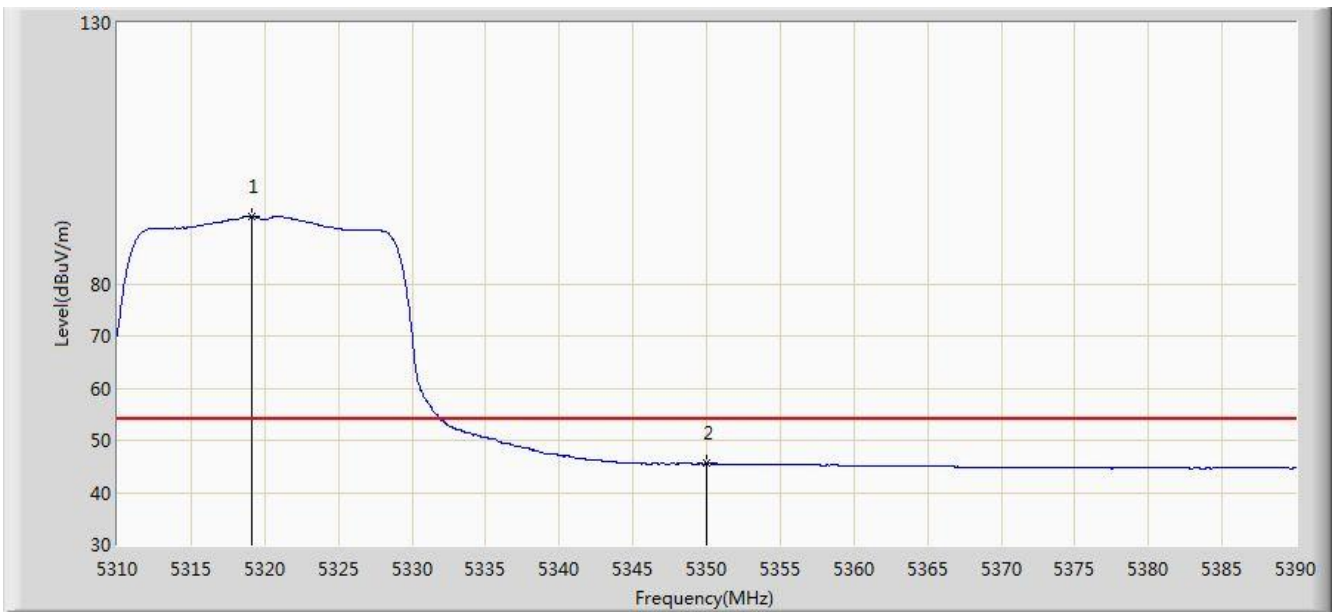


No	Flag	Mark	Frequency (MHz)	Measure Level (dBuV/m)	Reading Level (dBuV)	Over Limit (dB)	Limit (dBuV/m)	Factor (dB)	Type
1		*	5318.160	104.518	98.793	N/A	N/A	5.725	PK
2			5350.000	61.519	55.536	-12.481	74.000	5.983	PK
3			5352.280	65.442	59.438	-8.558	74.000	6.004	PK

Note: Measure Level (dB $\mu$ V/m) = Reading Level (dB $\mu$ V) + Factor (dB)

Factor (dB) = Cable Loss (dB) + Antenna Factor (dB/m) - Pre\_Amplifier Gain (dB)

Site: AC1	Time: 2018/03/08 - 03:56
Limit: FCC_Part15.209_RE(3m)	Engineer: Jone Zhang
Probe: BBHA9120D_1-18GHz	Polarity: Horizontal
EUT: Communication Module	Power: DC 3.3V
Test Mode: Transmit by 802.11n-HT20 at Channel 5320MHz	

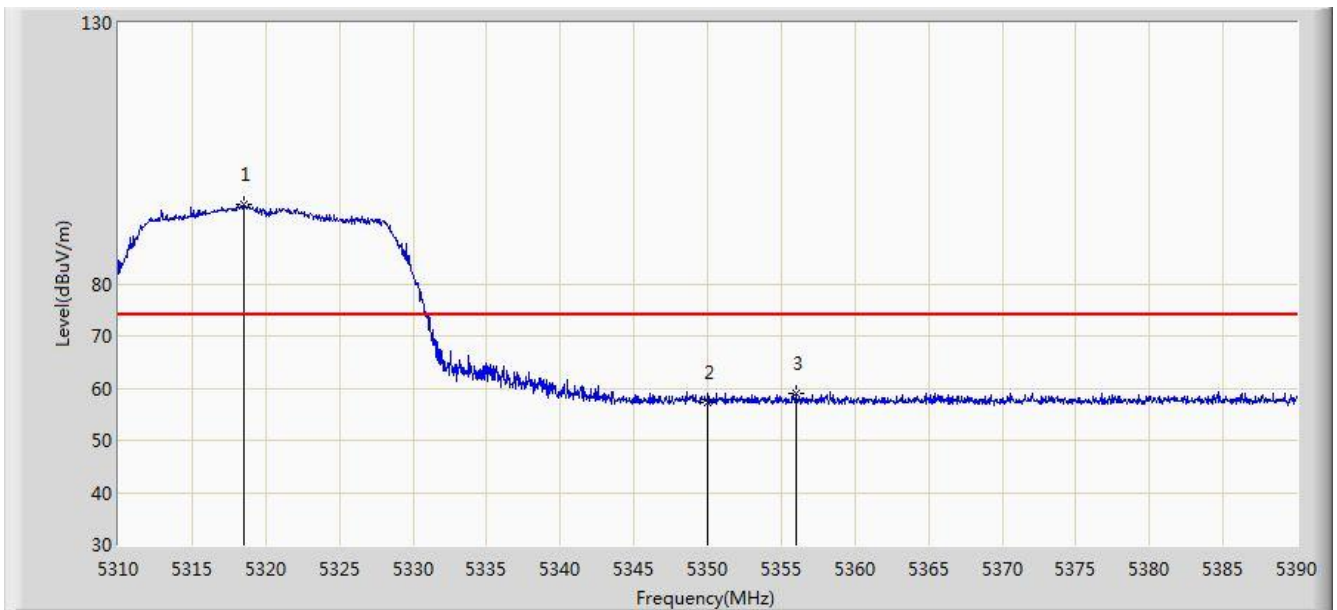


No	Flag	Mark	Frequency (MHz)	Measure Level (dBuV/m)	Reading Level (dBuV)	Over Limit (dB)	Limit (dBuV/m)	Factor (dB)	Type
1		*	5319.120	92.981	87.250	N/A	N/A	5.732	AV
2			5350.000	45.513	39.530	-8.487	54.000	5.983	AV

Note: Measure Level (dB $\mu$ V/m) = Reading Level (dB $\mu$ V) + Factor (dB)

Factor (dB) = Cable Loss (dB) + Antenna Factor (dB/m) - Pre\_Amplifier Gain (dB)

Site: AC1	Time: 2018/03/08 - 03:57
Limit: FCC_Part15.209_RE(3m)	Engineer: Jone Zhang
Probe: BBHA9120D_1-18GHz	Polarity: Vertical
EUT: Communication Module	Power: DC 3.3V
Test Mode: Transmit by 802.11n-HT20 at Channel 5320MHz	

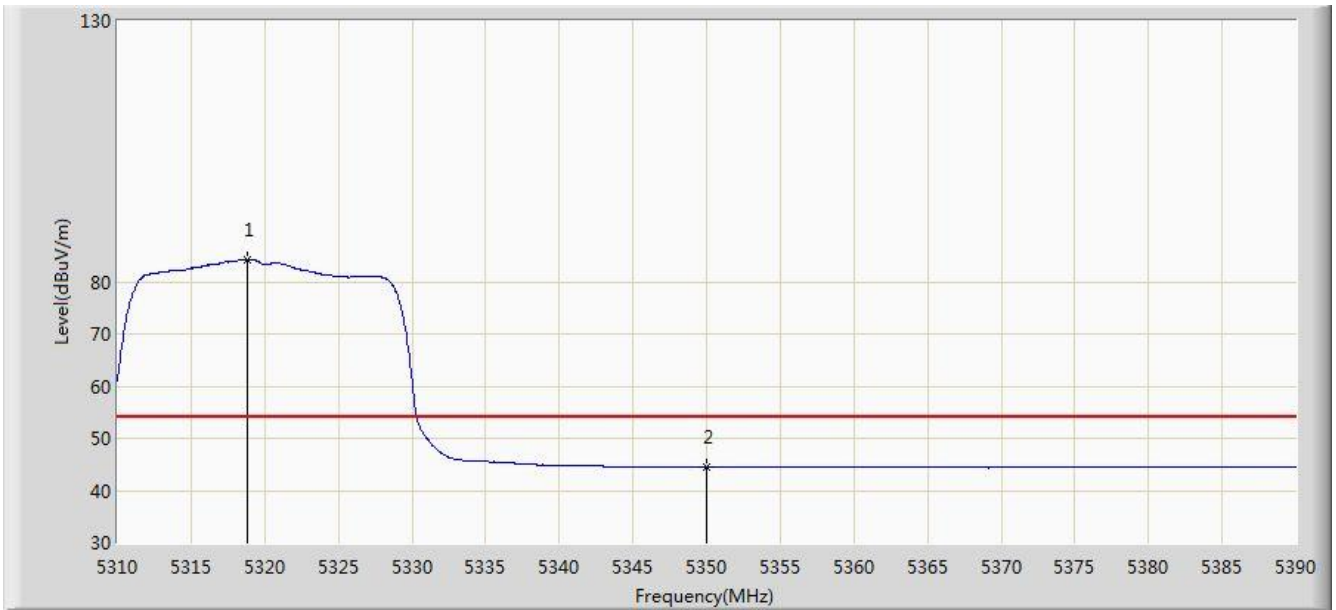


No	Flag	Mark	Frequency (MHz)	Measure Level (dBuV/m)	Reading Level (dBuV)	Over Limit (dB)	Limit (dBuV/m)	Factor (dB)	Type
1		*	5318.520	95.161	89.433	N/A	N/A	5.728	PK
2			5350.000	57.278	51.295	-16.722	74.000	5.983	PK
3			5356.040	59.067	53.044	-14.933	74.000	6.023	PK

Note: Measure Level (dB $\mu$ V/m) = Reading Level (dB $\mu$ V) + Factor (dB)

Factor (dB) = Cable Loss (dB) + Antenna Factor (dB/m) - Pre\_Amplifier Gain (dB)

Site: AC1	Time: 2018/03/08 - 04:01
Limit: FCC_Part15.209_RE(3m)	Engineer: Jone Zhang
Probe: BBHA9120D_1-18GHz	Polarity: Vertical
EUT: Communication Module	Power: DC 3.3V
Test Mode: Transmit by 802.11n-HT20 at Channel 5320MHz	

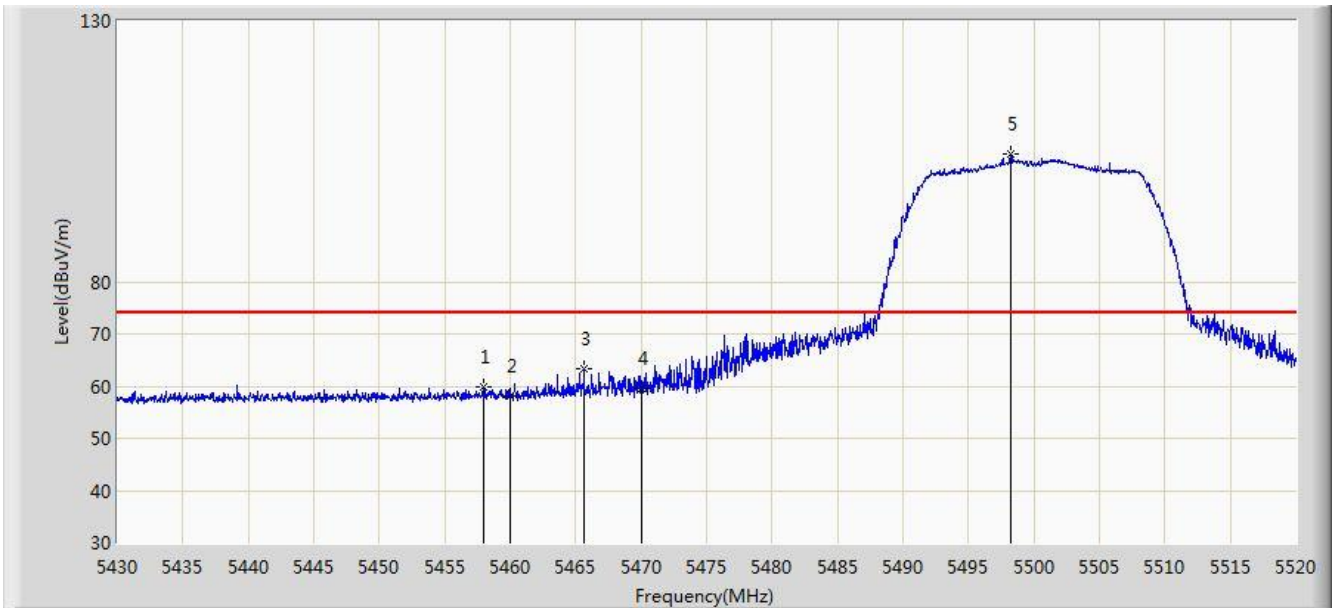


No	Flag	Mark	Frequency (MHz)	Measure Level (dBuV/m)	Reading Level (dBuV)	Over Limit (dB)	Limit (dBuV/m)	Factor (dB)	Type
1		*	5318.800	84.289	78.560	N/A	N/A	5.730	AV
2			5350.000	44.585	38.602	-9.415	54.000	5.983	AV

Note: Measure Level (dBμV/m) = Reading Level (dBμV) + Factor (dB)

Factor (dB) = Cable Loss (dB) + Antenna Factor (dB/m) - Pre\_Amplifier Gain (dB)

Site: AC1	Time: 2018/03/08 - 04:22
Limit: FCC_Part15.209_RE(3m)	Engineer: Jone Zhang
Probe: BBHA9120D_1-18GHz	Polarity: Horizontal
EUT: Communication Module	Power: DC 3.3V
Test Mode: Transmit by 802.11n-HT20 at Channel 5500MHz	

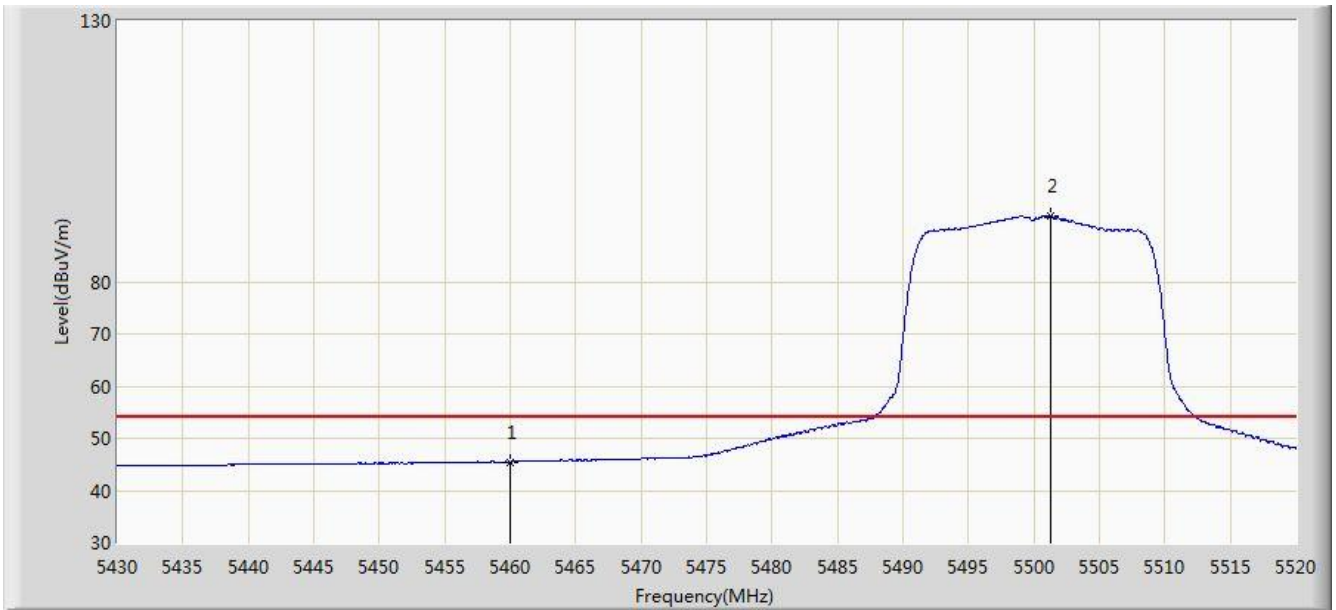


No	Flag	Mark	Frequency (MHz)	Measure Level (dBuV/m)	Reading Level (dBuV)	Over Limit (dB)	Limit (dBuV/m)	Factor (dB)	Type
1			5457.945	59.947	53.494	-14.053	74.000	6.454	PK
2			5460.000	58.074	51.621	-15.926	74.000	6.452	PK
3			5465.640	63.302	56.851	-4.898	68.200	6.452	PK
4			5470.000	59.434	52.984	-8.766	68.200	6.451	PK
5		*	5498.220	104.603	98.185	N/A	N/A	6.419	PK

Note: Measure Level (dBμV/m) = Reading Level (dBμV) + Factor (dB)

Factor (dB) = Cable Loss (dB) + Antenna Factor (dB/m) - Pre\_Amplifier Gain (dB)

Site: AC1	Time: 2018/03/08 - 04:25
Limit: FCC_Part15.209_RE(3m)	Engineer: Jone Zhang
Probe: BBHA9120D_1-18GHz	Polarity: Horizontal
EUT: Communication Module	Power: DC 3.3V
Test Mode: Transmit by 802.11n-HT20 at Channel 5500MHz	

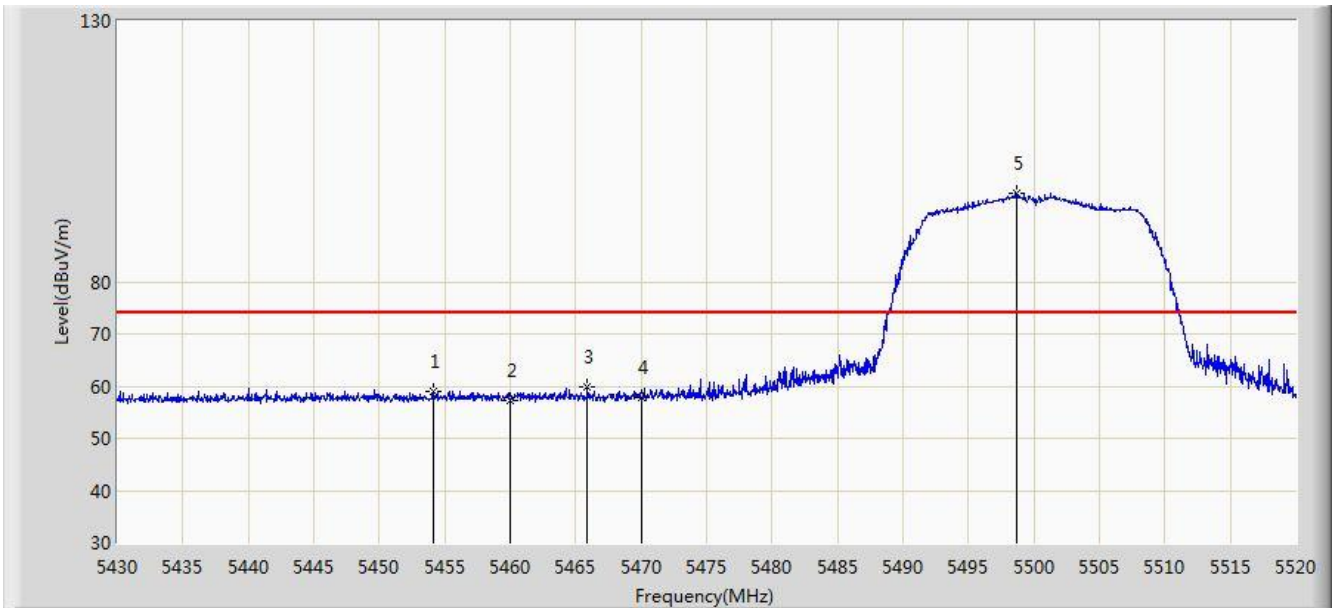


No	Flag	Mark	Frequency (MHz)	Measure Level (dBuV/m)	Reading Level (dBuV)	Over Limit (dB)	Limit (dBuV/m)	Factor (dB)	Type
1			5460.000	45.497	39.044	-8.503	54.000	6.452	AV
2		*	5501.235	92.594	86.172	N/A	N/A	6.422	AV

Note: Measure Level (dB $\mu$ V/m) = Reading Level (dB $\mu$ V) + Factor (dB)

Factor (dB) = Cable Loss (dB) + Antenna Factor (dB/m) - Pre\_Amplifier Gain (dB)

Site: AC1	Time: 2018/03/08 - 04:26
Limit: FCC_Part15.209_RE(3m)	Engineer: Jone Zhang
Probe: BBHA9120D_1-18GHz	Polarity: Vertical
EUT: Communication Module	Power: DC 3.3V
Test Mode: Transmit by 802.11n-HT20 at Channel 5500MHz	



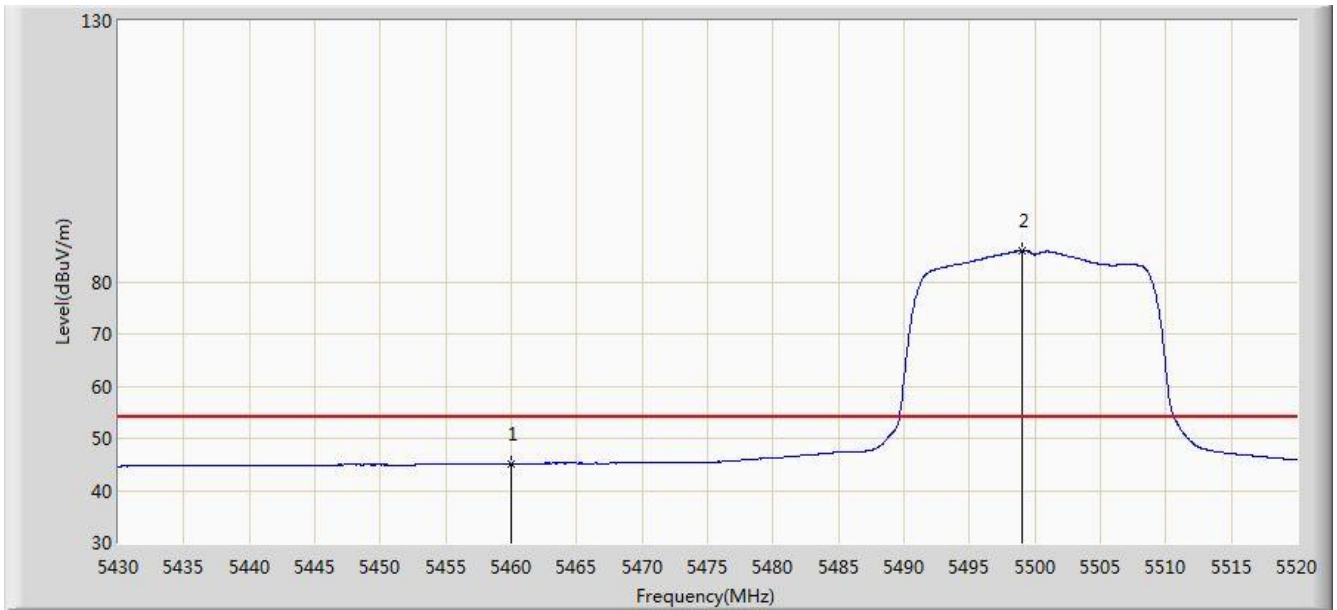
No	Flag	Mark	Frequency (MHz)	Measure Level (dBuV/m)	Reading Level (dBuV)	Over Limit (dB)	Limit (dBuV/m)	Factor (dB)	Type
1			5454.120	59.120	52.667	-14.880	74.000	6.453	PK
2			5460.000	57.299	50.846	-16.701	74.000	6.452	PK
3			5465.910	59.730	53.279	-8.470	68.200	6.451	PK
4			5470.000	57.750	51.300	-10.450	68.200	6.451	PK
5		*	5498.715	97.070	90.651	N/A	N/A	6.419	PK

Note: Measure Level (dBμV/m) = Reading Level (dBμV) + Factor (dB)

Factor (dB) = Cable Loss (dB) + Antenna Factor (dB/m) - Pre\_Amplifier Gain (dB)



Site: AC1	Time: 2018/03/08 - 04:28
Limit: FCC_Part15.209_RE(3m)	Engineer: Jone Zhang
Probe: BBHA9120D_1-18GHz	Polarity: Vertical
EUT: Communication Module	Power: DC 3.3V
Test Mode: Transmit by 802.11n-HT20 at Channel 5500MHz	

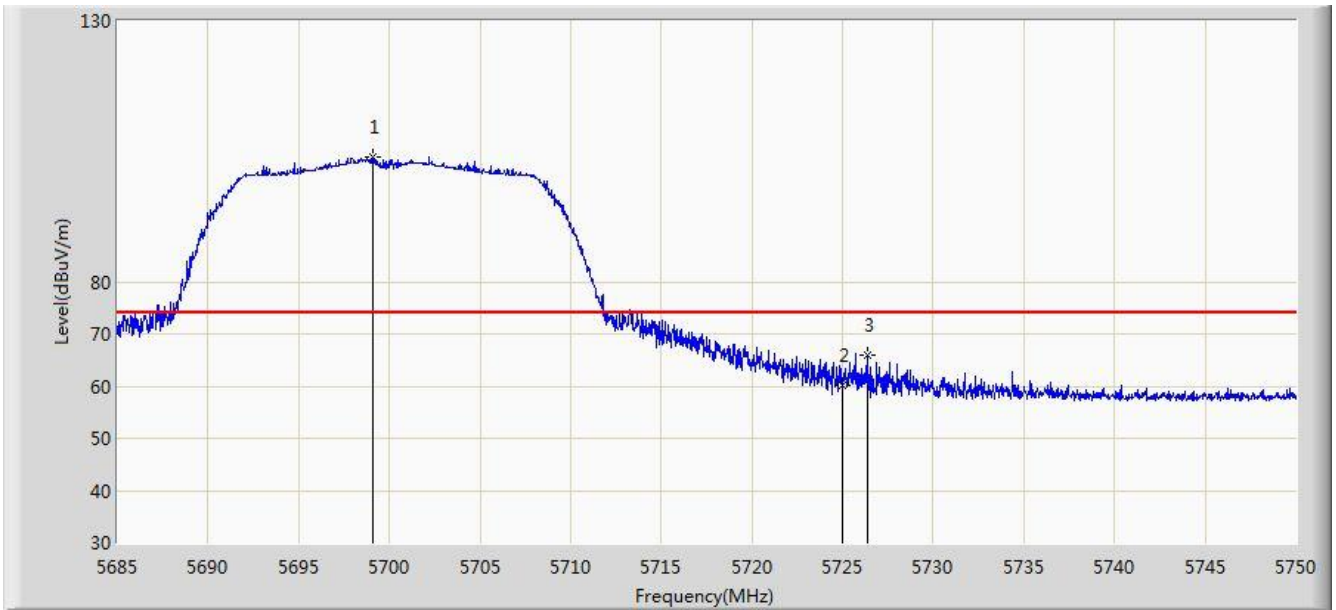


No	Flag	Mark	Frequency (MHz)	Measure Level (dBuV/m)	Reading Level (dBuV)	Over Limit (dB)	Limit (dBuV/m)	Factor (dB)	Type
1			5460.000	45.076	38.623	-8.924	54.000	6.452	AV
2		*	5498.985	85.969	79.550	N/A	N/A	6.420	AV

Note: Measure Level (dB $\mu$ V/m) = Reading Level (dB $\mu$ V) + Factor (dB)

Factor (dB) = Cable Loss (dB) + Antenna Factor (dB/m) - Pre\_Amplifier Gain (dB)

Site: AC1	Time: 2018/03/08 - 04:29
Limit: FCC_Part15.209_RE(3m)	Engineer: Jone Zhang
Probe: BBHA9120D_1-18GHz	Polarity: Horizontal
EUT: Communication Module	Power: DC 3.3V
Test Mode: Transmit by 802.11n-HT20 at Channel 5700MHz	

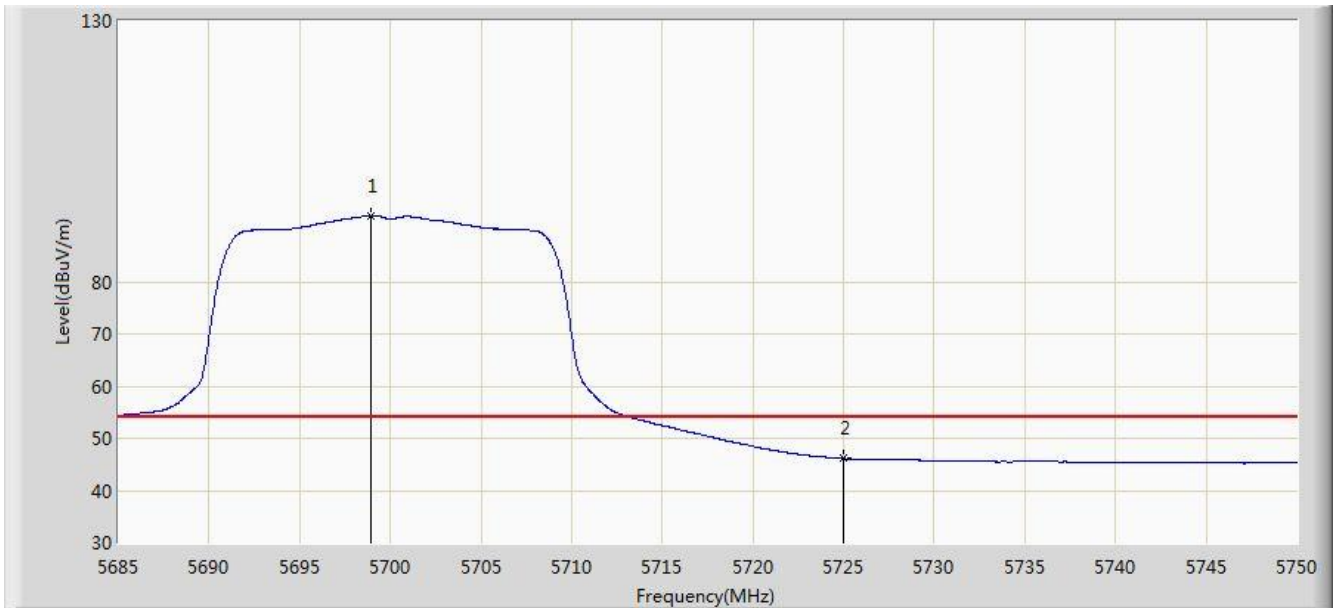


No	Flag	Mark	Frequency (MHz)	Measure Level (dBuV/m)	Reading Level (dBuV)	Over Limit (dB)	Limit (dBuV/m)	Factor (dB)	Type
1		*	5699.072	103.879	96.902	N/A	N/A	6.976	PK
2			5725.000	60.170	53.005	-13.830	74.000	7.165	PK
3			5726.340	66.042	58.863	-7.958	74.000	7.179	PK

Note: Measure Level (dB $\mu$ V/m) = Reading Level (dB $\mu$ V) + Factor (dB)

Factor (dB) = Cable Loss (dB) + Antenna Factor (dB/m) - Pre\_Amplifier Gain (dB)

Site: AC1	Time: 2018/03/08 - 04:32
Limit: FCC_Part15.209_RE(3m)	Engineer: Jone Zhang
Probe: BBHA9120D_1-18GHz	Polarity: Horizontal
EUT: Communication Module	Power: DC 3.3V
Test Mode: Transmit by 802.11n-HT20 at Channel 5700MHz	

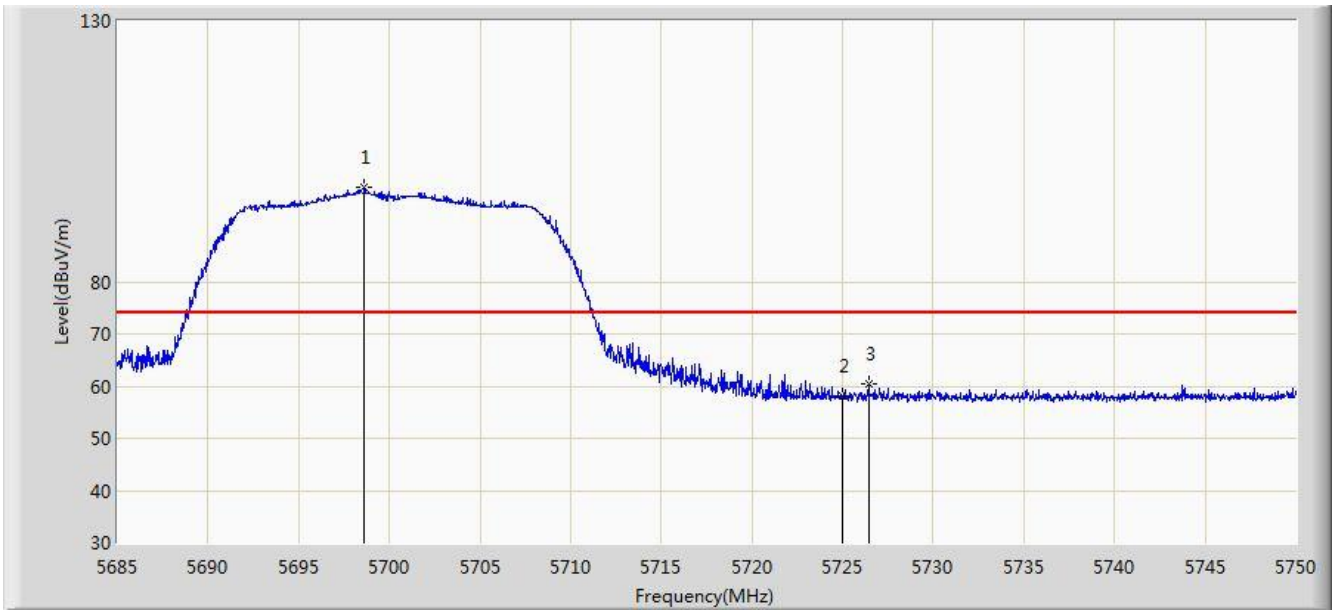


No	Flag	Mark	Frequency (MHz)	Measure Level (dBuV/m)	Reading Level (dBuV)	Over Limit (dB)	Limit (dBuV/m)	Factor (dB)	Type
1		*	5698.942	92.690	85.714	N/A	N/A	6.977	AV
2			5725.000	46.099	38.934	-7.901	54.000	7.165	AV

Note: Measure Level (dB $\mu$ V/m) = Reading Level (dB $\mu$ V) + Factor (dB)

Factor (dB) = Cable Loss (dB) + Antenna Factor (dB/m) - Pre\_Amplifier Gain (dB)

Site: AC1	Time: 2018/03/08 - 04:32
Limit: FCC_Part15.209_RE(3m)	Engineer: Jone Zhang
Probe: BBHA9120D_1-18GHz	Polarity: Vertical
EUT: Communication Module	Power: DC 3.3V
Test Mode: Transmit by 802.11n-HT20 at Channel 5700MHz	

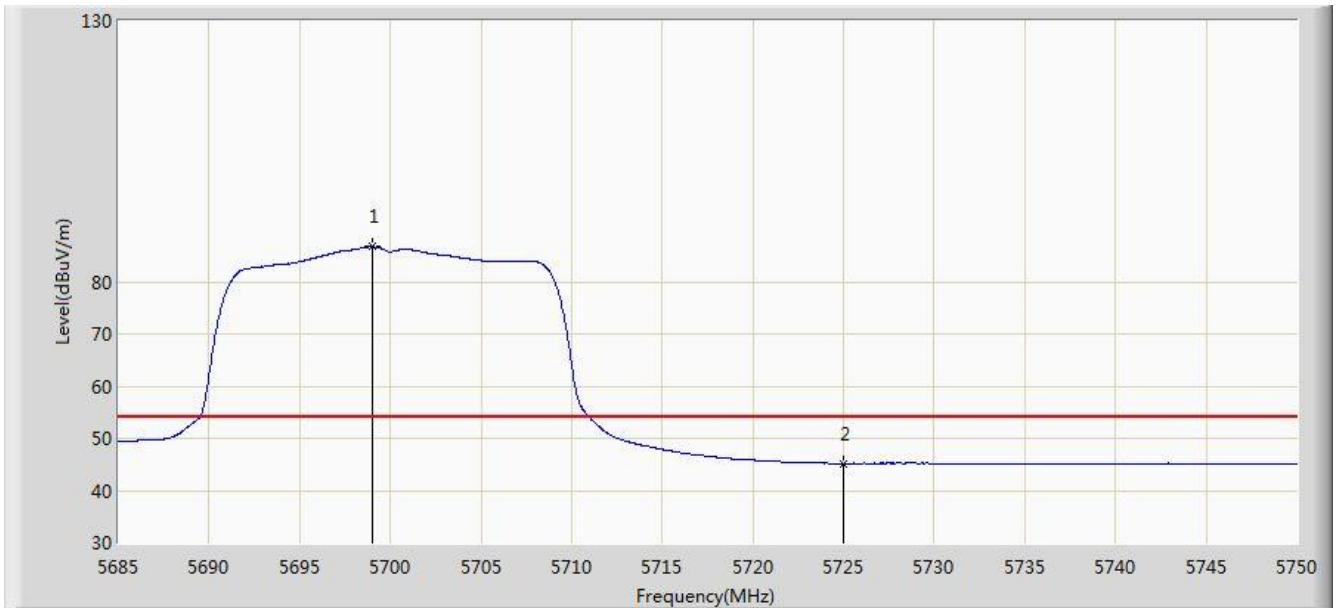


No	Flag	Mark	Frequency (MHz)	Measure Level (dBuV/m)	Reading Level (dBuV)	Over Limit (dB)	Limit (dBuV/m)	Factor (dB)	Type
1		*	5698.618	98.049	91.073	N/A	N/A	6.976	PK
2			5725.000	58.034	50.869	-15.966	74.000	7.165	PK
3			5726.437	60.429	53.249	-13.571	74.000	7.179	PK

Note: Measure Level (dB $\mu$ V/m) = Reading Level (dB $\mu$ V) + Factor (dB)

Factor (dB) = Cable Loss (dB) + Antenna Factor (dB/m) - Pre\_Amplifier Gain (dB)

Site: AC1	Time: 2018/03/08 - 04:34
Limit: FCC_Part15.209_RE(3m)	Engineer: Jone Zhang
Probe: BBHA9120D_1-18GHz	Polarity: Vertical
EUT: Communication Module	Power: DC 3.3V
Test Mode: Transmit by 802.11n-HT20 at Channel 5700MHz	

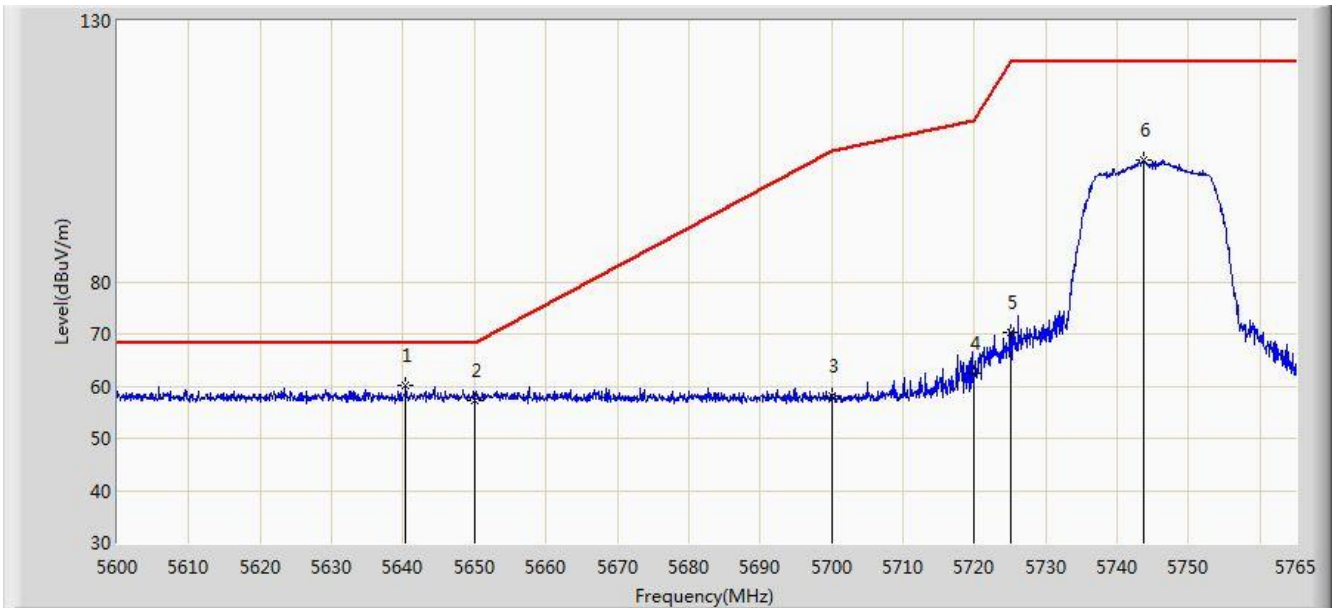


No	Flag	Mark	Frequency (MHz)	Measure Level (dBuV/m)	Reading Level (dBuV)	Over Limit (dB)	Limit (dBuV/m)	Factor (dB)	Type
1		*	5699.007	86.695	79.718	N/A	N/A	6.976	AV
2			5725.000	45.172	38.007	-8.828	54.000	7.165	AV

Note: Measure Level (dB $\mu$ V/m) = Reading Level (dB $\mu$ V) + Factor (dB)

Factor (dB) = Cable Loss (dB) + Antenna Factor (dB/m) - Pre\_Amplifier Gain (dB)

Site: AC1	Time: 2018/03/08 - 04:35
Limit: FCC_Part15.407_RE(3m)	Engineer: Jone Zhang
Probe: BBHA9120D_1-18GHz	Polarity: Horizontal
EUT: Communication Module	Power: DC 3.3V
Test Mode: Transmit by 802.11n-HT20 at Channel 5745MHz	

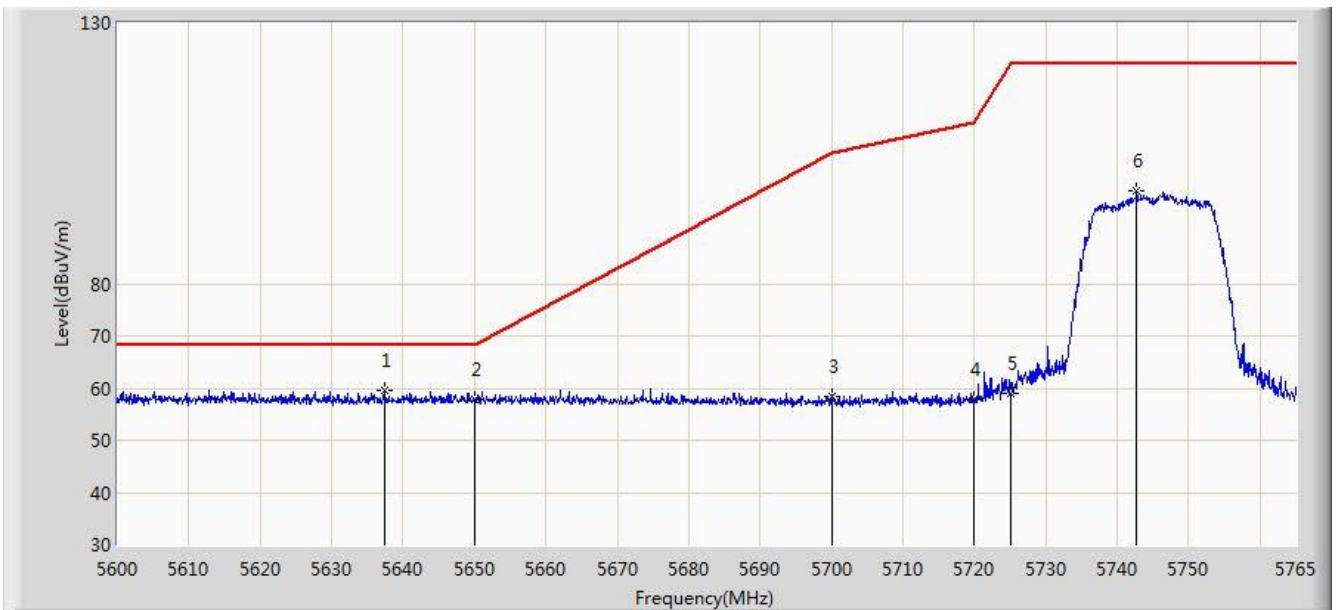


No	Flag	Mark	Frequency (MHz)	Measure Level (dBuV/m)	Reading Level (dBuV)	Over Limit (dB)	Limit (dBuV/m)	Factor (dB)	Type
1		*	5640.342	60.253	53.326	-7.947	68.200	6.927	PK
2			5650.000	57.269	50.286	-10.931	68.200	6.983	PK
3			5700.000	58.144	51.166	-47.056	105.200	6.978	PK
4			5720.000	62.472	55.358	-48.328	110.800	7.114	PK
5			5725.000	70.147	62.982	-52.053	122.200	7.165	PK
6			5743.797	103.212	95.867	N/A	N/A	7.345	PK

Note: Measure Level (dBμV/m) = Reading Level (dBμV) + Factor (dB)

Factor (dB) = Cable Loss (dB) + Antenna Factor (dB/m) - Pre\_Amplifier Gain (dB)

Site: AC1	Time: 2018/03/08 - 04:37
Limit: FCC_Part15.407_RE(3m)	Engineer: Jone Zhang
Probe: BBHA9120D_1-18GHz	Polarity: Vertical
EUT: Communication Module	Power: DC 3.3V
Test Mode: Transmit by 802.11n-HT20 at Channel 5745MHz	

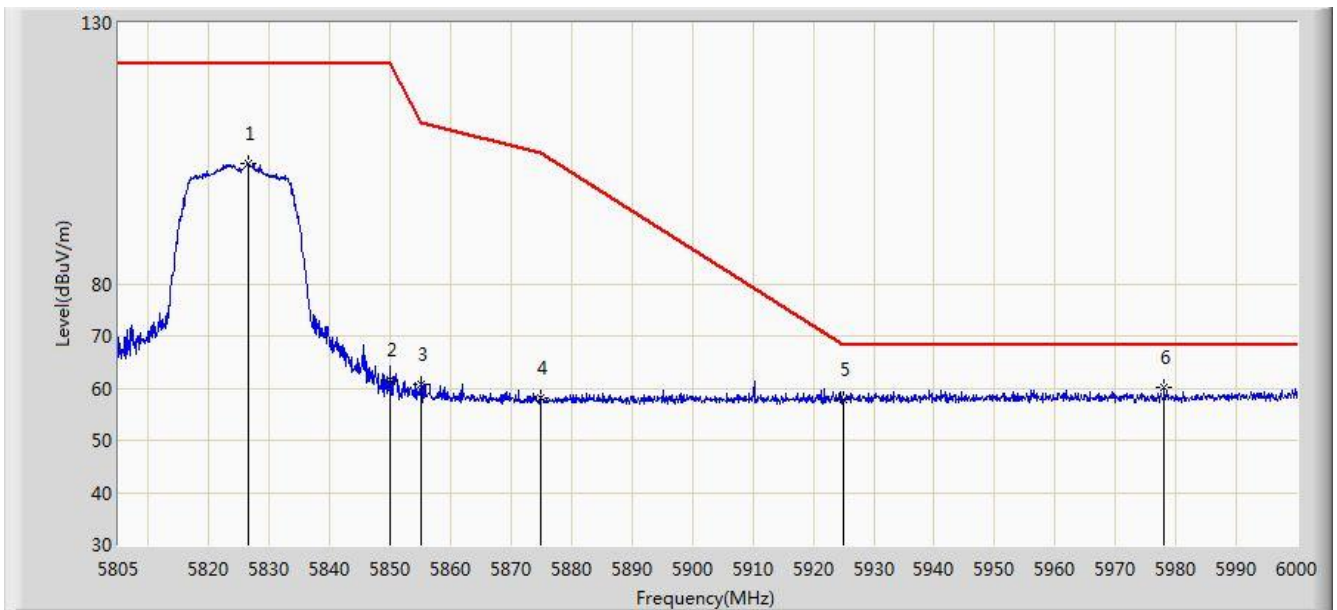


No	Flag	Mark	Frequency (MHz)	Measure Level (dBuV/m)	Reading Level (dBuV)	Over Limit (dB)	Limit (dBuV/m)	Factor (dB)	Type
1		*	5637.373	59.460	52.558	-8.740	68.200	6.901	PK
2			5650.000	57.782	50.799	-10.418	68.200	6.983	PK
3			5700.000	58.295	51.317	-46.905	105.200	6.978	PK
4			5720.000	57.761	50.647	-53.039	110.800	7.114	PK
5			5725.000	59.091	51.926	-63.109	122.200	7.165	PK
6			5742.725	97.786	90.449	N/A	N/A	7.337	PK

Note: Measure Level (dBμV/m) = Reading Level (dBμV) + Factor (dB)

Factor (dB) = Cable Loss (dB) + Antenna Factor (dB/m) - Pre\_Amplifier Gain (dB)

Site: AC1	Time: 2018/03/08 - 04:39
Limit: FCC_Part15.407_RE(3m)	Engineer: Jone Zhang
Probe: BBHA9120D_1-18GHz	Polarity: Horizontal
EUT: Communication Module	Power: DC 3.3V
Test Mode: Transmit by 802.11n-HT20 at Channel 5825MHz	



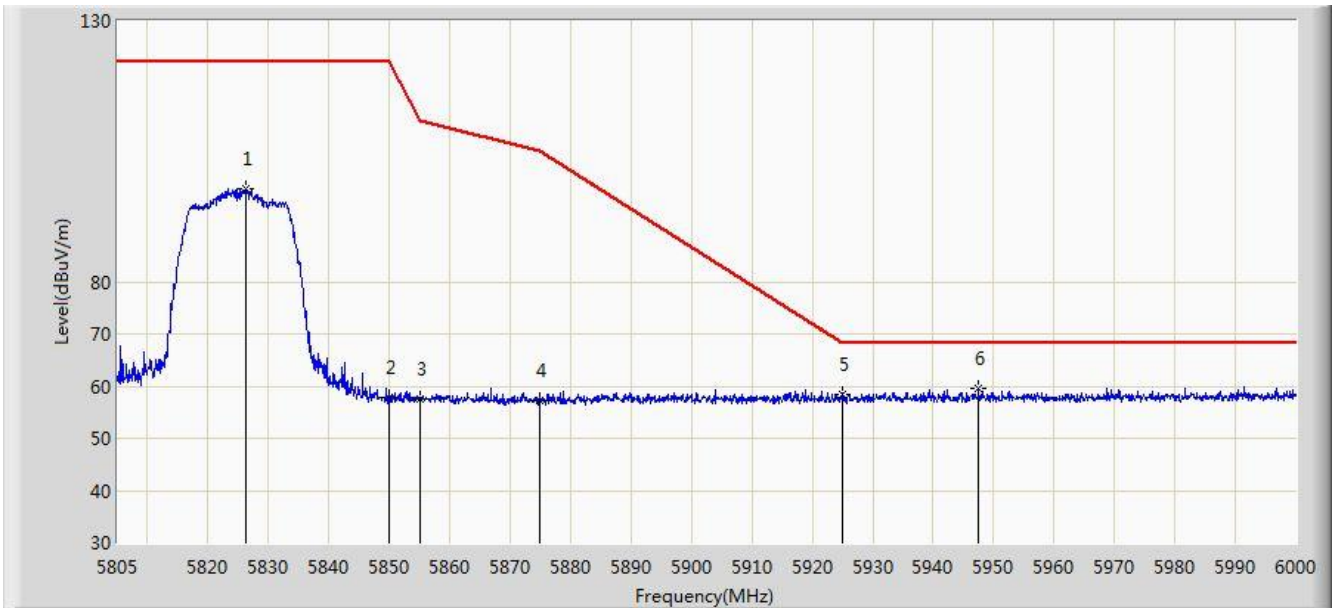
No	Flag	Mark	Frequency (MHz)	Measure Level (dBuV/m)	Reading Level (dBuV)	Over Limit (dB)	Limit (dBuV/m)	Factor (dB)	Type
1			5826.547	102.973	95.217	N/A	N/A	7.756	PK
2			5850.000	61.648	53.749	-60.552	122.200	7.899	PK
3			5855.000	60.596	52.690	-50.204	110.800	7.905	PK
4			5875.000	58.009	50.101	-47.191	105.200	7.909	PK
5			5925.000	57.869	49.836	-10.331	68.200	8.033	PK
6		*	5978.062	60.003	51.935	-8.197	68.200	8.069	PK

Note: Measure Level (dBμV/m) = Reading Level (dBμV) + Factor (dB)

Factor (dB) = Cable Loss (dB) + Antenna Factor (dB/m) - Pre\_Amplifier Gain (dB)



Site: AC1	Time: 2018/03/08 - 04:41
Limit: FCC_Part15.407_RE(3m)	Engineer: Jone Zhang
Probe: BBHA9120D_1-18GHz	Polarity: Vertical
EUT: Communication Module	Power: DC 3.3V
Test Mode: Transmit by 802.11n-HT20 at Channel 5825MHz	

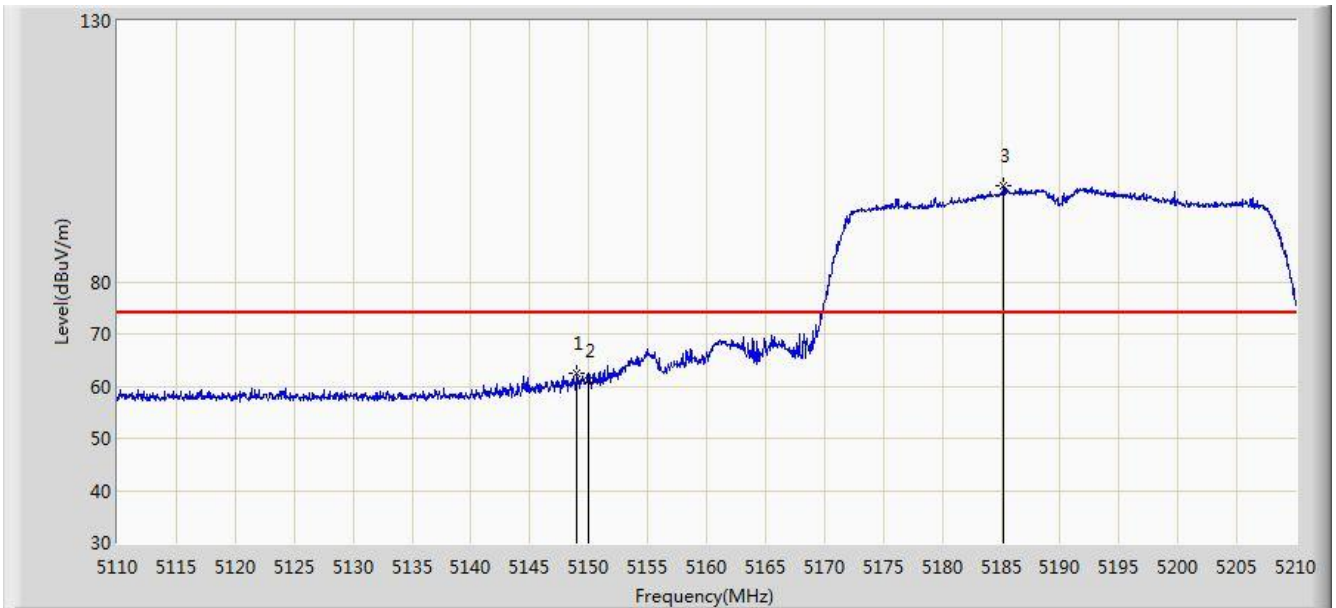


No	Flag	Mark	Frequency (MHz)	Measure Level (dBuV/m)	Reading Level (dBuV)	Over Limit (dB)	Limit (dBuV/m)	Factor (dB)	Type
1			5826.353	97.952	90.198	N/A	N/A	7.753	PK
2			5850.000	57.771	49.872	-64.429	122.200	7.899	PK
3			5855.000	57.640	49.734	-53.160	110.800	7.905	PK
4			5875.000	57.368	49.460	-47.832	105.200	7.909	PK
5			5925.000	58.399	50.366	-9.801	68.200	8.033	PK
6		*	5947.545	59.702	51.610	-8.498	68.200	8.091	PK

Note: Measure Level (dB $\mu$ V/m) = Reading Level (dB $\mu$ V) + Factor (dB)

Factor (dB) = Cable Loss (dB) + Antenna Factor (dB/m) - Pre\_Amplifier Gain (dB)

Site: AC1	Time: 2018/03/08 - 04:43
Limit: FCC_Part15.209_RE(3m)	Engineer: Jone Zhang
Probe: BBHA9120D_1-18GHz	Polarity: Horizontal
EUT: Communication Module	Power: DC 3.3V
Test Mode: Transmit by 802.11n-HT40 at Channel 5190MHz	

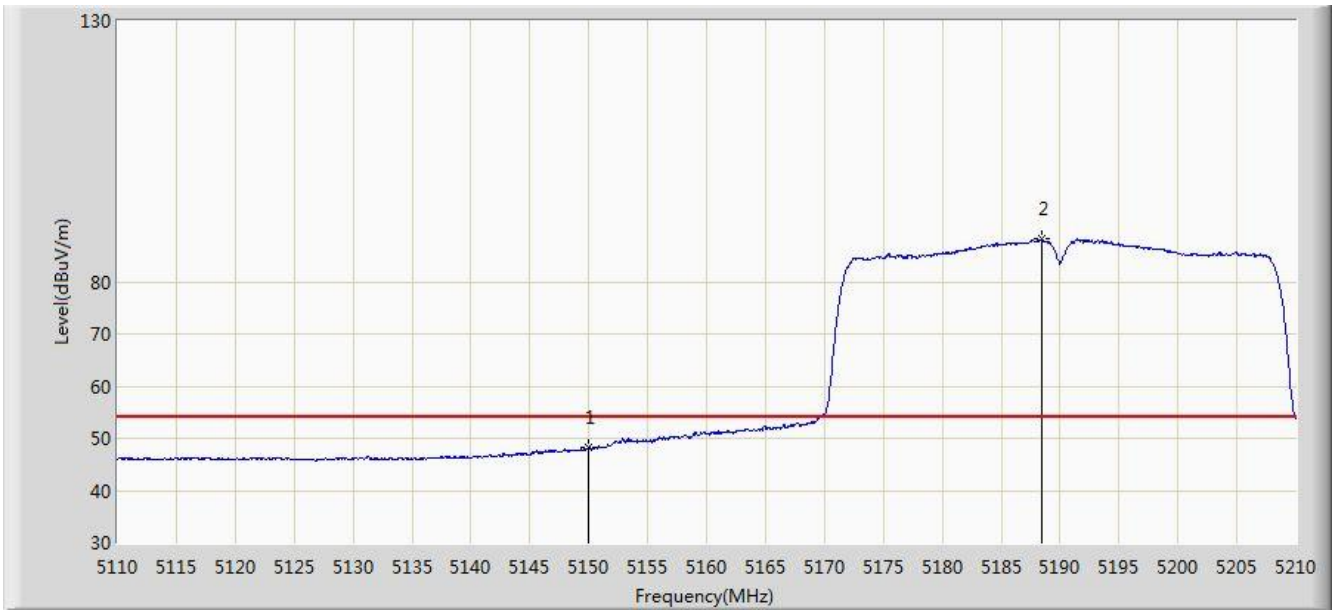


No	Flag	Mark	Frequency (MHz)	Measure Level (dBuV/m)	Reading Level (dBuV)	Over Limit (dB)	Limit (dBuV/m)	Factor (dB)	Type
1			5149.000	62.319	56.198	-11.681	74.000	6.120	PK
2			5150.000	60.926	54.803	-13.074	74.000	6.123	PK
3		*	5185.250	98.359	92.300	N/A	N/A	6.060	PK

Note: Measure Level (dB $\mu$ V/m) = Reading Level (dB $\mu$ V) + Factor (dB)

Factor (dB) = Cable Loss (dB) + Antenna Factor (dB/m) - Pre\_Amplifier Gain (dB)

Site: AC1	Time: 2018/03/08 - 04:46
Limit: FCC_Part15.209_RE(3m)	Engineer: Jone Zhang
Probe: BBHA9120D_1-18GHz	Polarity: Horizontal
EUT: Communication Module	Power: DC 3.3V
Test Mode: Transmit by 802.11n-HT40 at Channel 5190MHz	

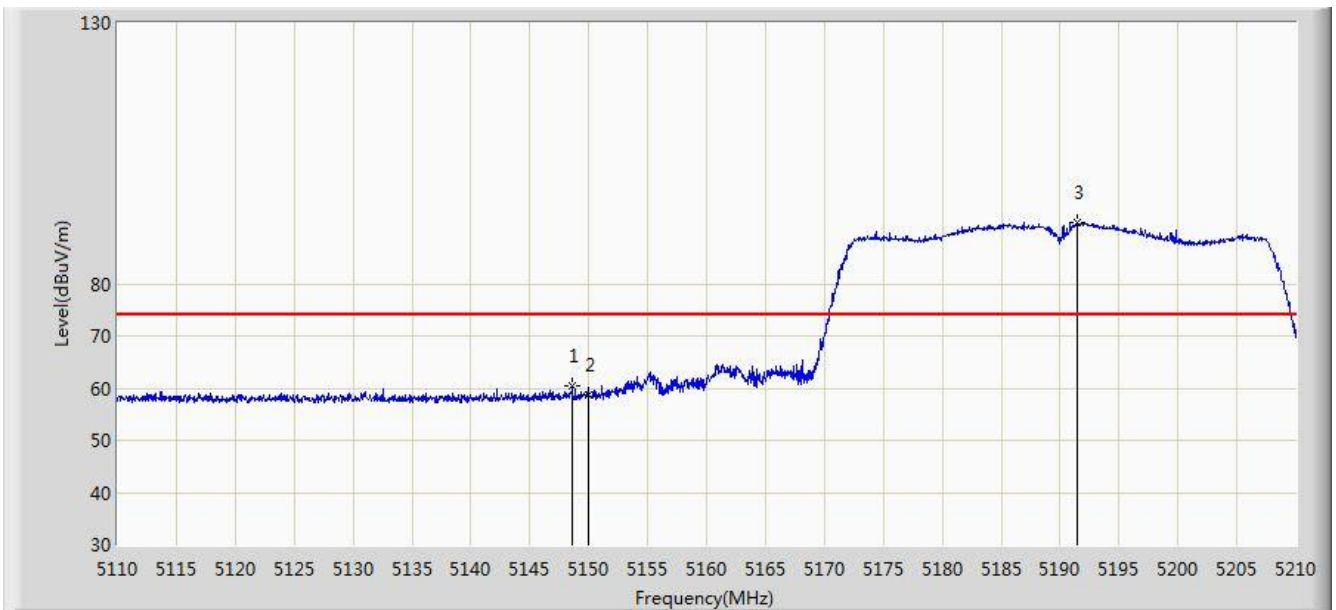


No	Flag	Mark	Frequency (MHz)	Measure Level (dBuV/m)	Reading Level (dBuV)	Over Limit (dB)	Limit (dBuV/m)	Factor (dB)	Type
1			5150.000	48.212	42.089	-5.788	54.000	6.123	AV
2		*	5188.450	88.186	82.153	N/A	N/A	6.033	AV

Note: Measure Level (dBμV/m) = Reading Level (dBμV) + Factor (dB)

Factor (dB) = Cable Loss (dB) + Antenna Factor (dB/m) - Pre\_Amplifier Gain (dB)

Site: AC1	Time: 2018/03/08 - 04:51
Limit: FCC_Part15.209_RE(3m)	Engineer: Jone Zhang
Probe: BBHA9120D_1-18GHz	Polarity: Vertical
EUT: Communication Module	Power: DC 3.3V
Test Mode: Transmit by 802.11n-HT40 at Channel 5190MHz	

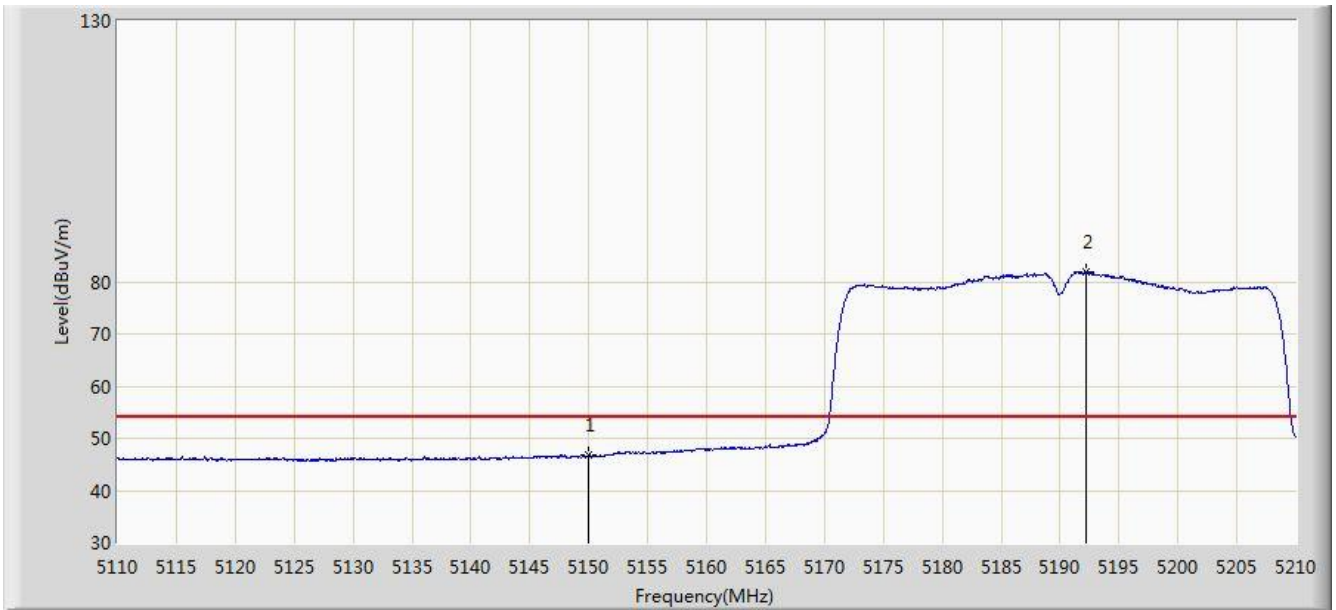


No	Flag	Mark	Frequency (MHz)	Measure Level (dBuV/m)	Reading Level (dBuV)	Over Limit (dB)	Limit (dBuV/m)	Factor (dB)	Type
1			5148.600	60.515	54.395	-13.485	74.000	6.120	PK
2			5150.000	58.689	52.566	-15.311	74.000	6.123	PK
3		*	5191.500	91.658	85.649	N/A	N/A	6.009	PK

Note: Measure Level (dB $\mu$ V/m) = Reading Level (dB $\mu$ V) + Factor (dB)

Factor (dB) = Cable Loss (dB) + Antenna Factor (dB/m) - Pre\_Amplifier Gain (dB)

Site: AC1	Time: 2018/03/08 - 04:53
Limit: FCC_Part15.209_RE(3m)	Engineer: Jone Zhang
Probe: BBHA9120D_1-18GHz	Polarity: Vertical
EUT: Communication Module	Power: DC 3.3V
Test Mode: Transmit by 802.11n-HT40 at Channel 5190MHz	

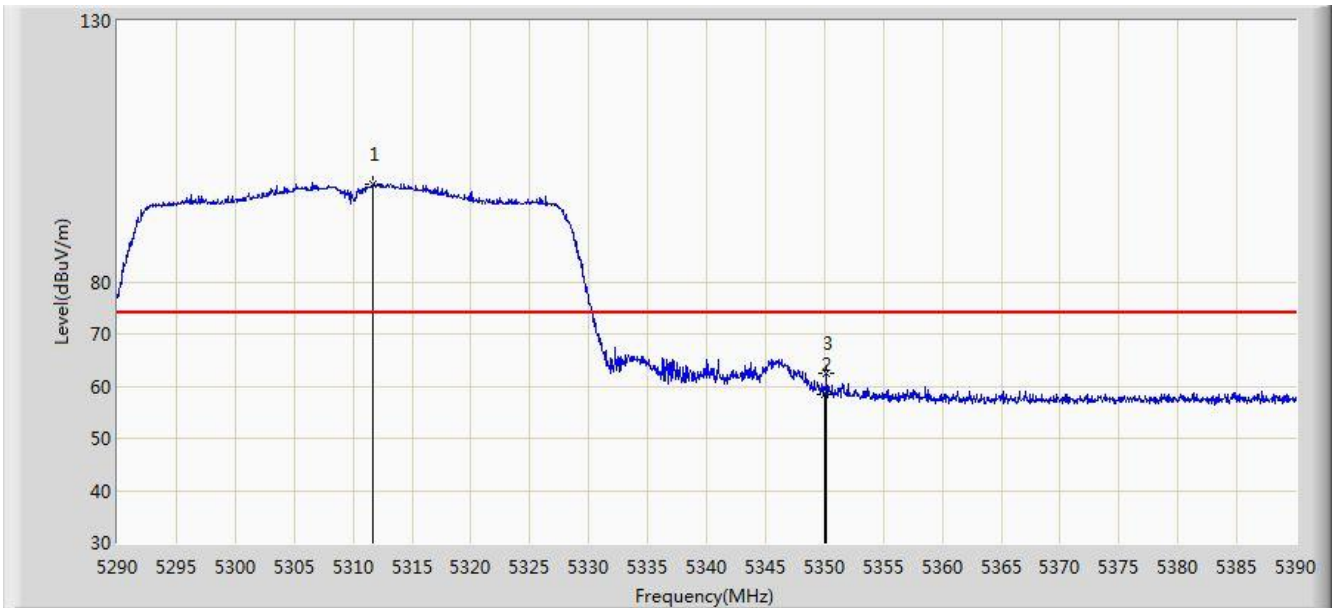


No	Flag	Mark	Frequency (MHz)	Measure Level (dBuV/m)	Reading Level (dBuV)	Over Limit (dB)	Limit (dBuV/m)	Factor (dB)	Type
1			5150.000	46.800	40.677	-7.200	54.000	6.123	AV
2		*	5192.150	81.978	75.974	N/A	N/A	6.004	AV

Note: Measure Level (dBμV/m) = Reading Level (dBμV) + Factor (dB)

Factor (dB) = Cable Loss (dB) + Antenna Factor (dB/m) - Pre\_Amplifier Gain (dB)

Site: AC1	Time: 2018/03/08 - 04:54
Limit: FCC_Part15.209_RE(3m)	Engineer: Jone Zhang
Probe: BBHA9120D_1-18GHz	Polarity: Horizontal
EUT: Communication Module	Power: DC 3.3V
Test Mode: Transmit by 802.11n-HT40 at Channel 5310MHz	

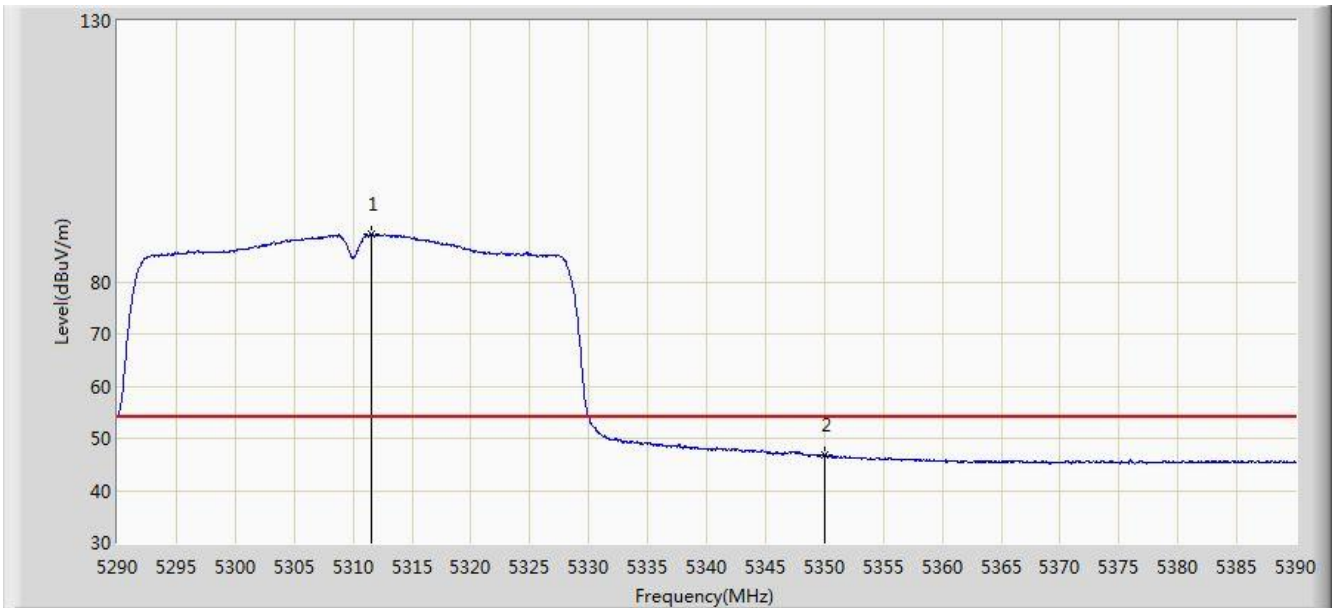


No	Flag	Mark	Frequency (MHz)	Measure Level (dBuV/m)	Reading Level (dBuV)	Over Limit (dB)	Limit (dBuV/m)	Factor (dB)	Type
1		*	5311.700	98.837	93.137	N/A	N/A	5.700	PK
2			5350.000	58.337	52.354	-15.663	74.000	5.983	PK
3			5350.200	62.411	56.426	-11.589	74.000	5.985	PK

Note: Measure Level (dB $\mu$ V/m) = Reading Level (dB $\mu$ V) + Factor (dB)

Factor (dB) = Cable Loss (dB) + Antenna Factor (dB/m) - Pre\_Amplifier Gain (dB)

Site: AC1	Time: 2018/03/08 - 04:57
Limit: FCC_Part15.209_RE(3m)	Engineer: Jone Zhang
Probe: BBHA9120D_1-18GHz	Polarity: Horizontal
EUT: Communication Module	Power: DC 3.3V
Test Mode: Transmit by 802.11n-HT40 at Channel 5310MHz	

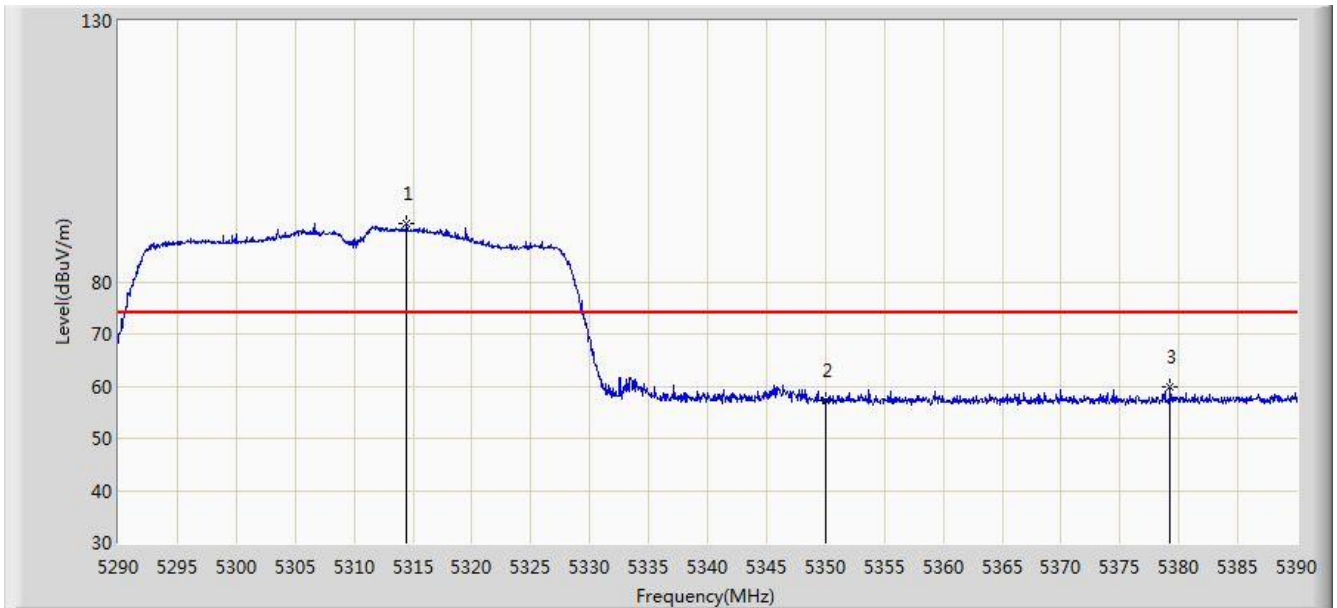


No	Flag	Mark	Frequency (MHz)	Measure Level (dBuV/m)	Reading Level (dBuV)	Over Limit (dB)	Limit (dBuV/m)	Factor (dB)	Type
1		*	5311.550	89.198	83.499	N/A	N/A	5.699	AV
2			5350.000	46.672	40.689	-7.328	54.000	5.983	AV

Note: Measure Level (dB $\mu$ V/m) = Reading Level (dB $\mu$ V) + Factor (dB)

Factor (dB) = Cable Loss (dB) + Antenna Factor (dB/m) - Pre\_Amplifier Gain (dB)

Site: AC1	Time: 2018/03/08 - 04:57
Limit: FCC_Part15.209_RE(3m)	Engineer: Jone Zhang
Probe: BBHA9120D_1-18GHz	Polarity: Vertical
EUT: Communication Module	Power: DC 3.3V
Test Mode: Transmit by 802.11n-HT40 at Channel 5310MHz	



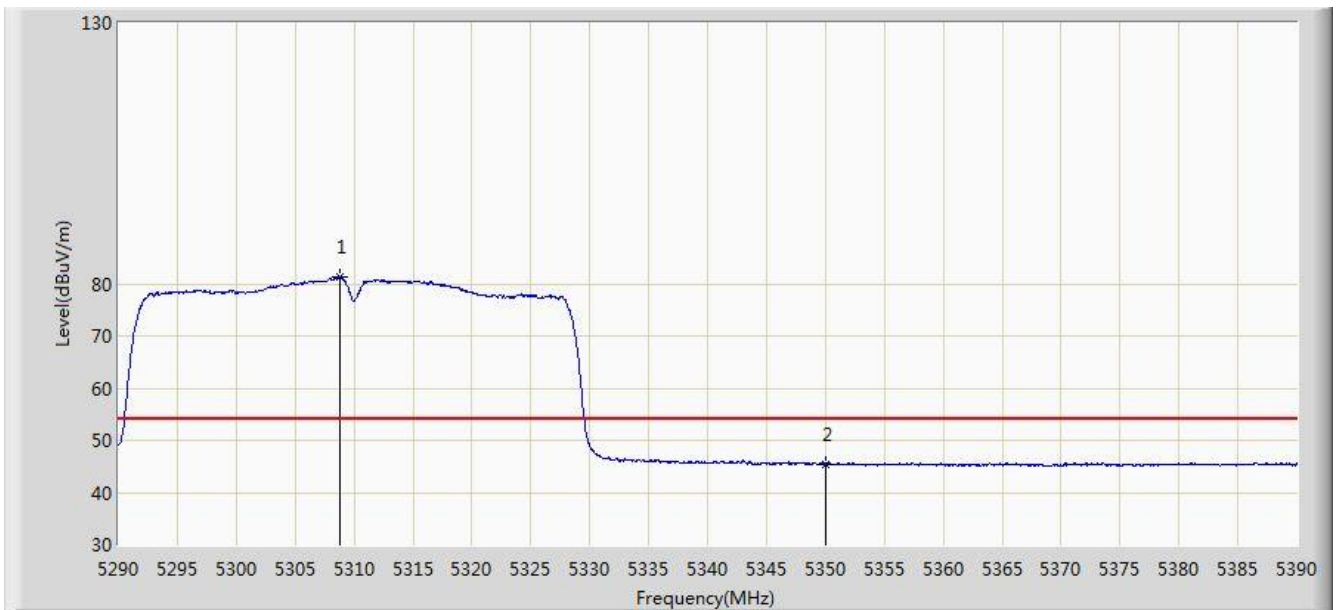
No	Flag	Mark	Frequency (MHz)	Measure Level (dBuV/m)	Reading Level (dBuV)	Over Limit (dB)	Limit (dBuV/m)	Factor (dB)	Type
1		*	5314.450	91.061	85.351	N/A	N/A	5.710	PK
2			5350.000	57.197	51.214	-16.803	74.000	5.983	PK
3			5379.250	59.726	53.603	-14.274	74.000	6.123	PK

Note: Measure Level (dB $\mu$ V/m) = Reading Level (dB $\mu$ V) + Factor (dB)

Factor (dB) = Cable Loss (dB) + Antenna Factor (dB/m) - Pre\_Amplifier Gain (dB)



Site: AC1	Time: 2018/03/08 - 05:00
Limit: FCC_Part15.209_RE(3m)	Engineer: Jone Zhang
Probe: BBHA9120D_1-18GHz	Polarity: Vertical
EUT: Communication Module	Power: DC 3.3V
Test Mode: Transmit by 802.11n-HT40 at Channel 5310MHz	

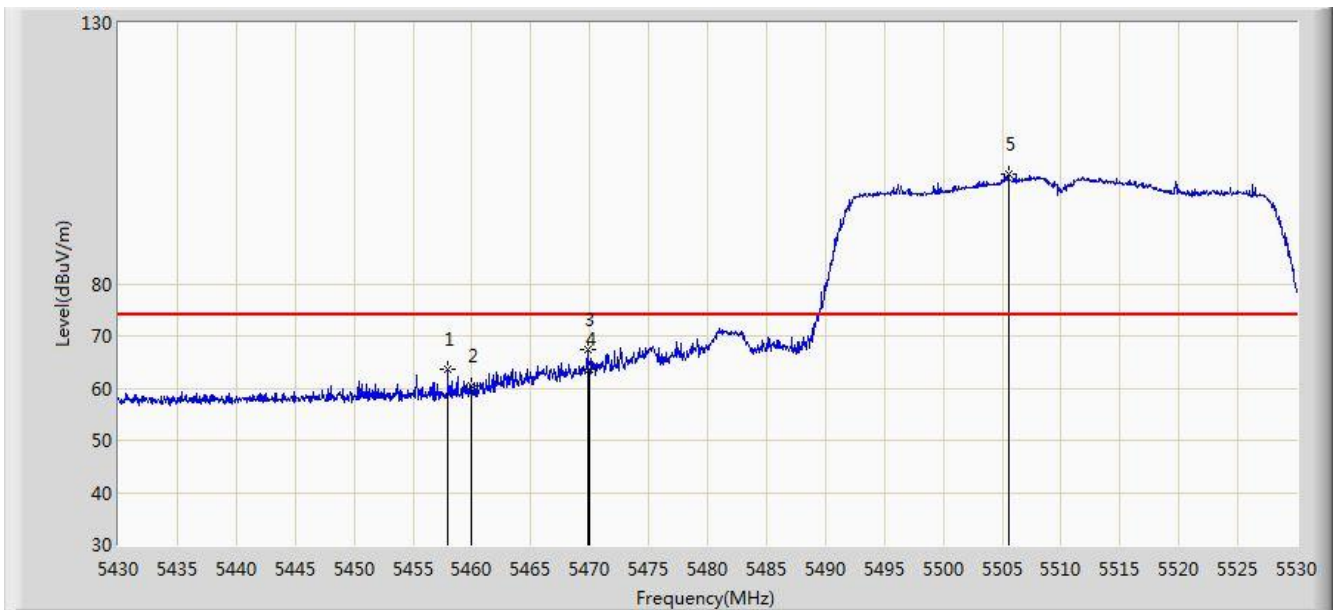


No	Flag	Mark	Frequency (MHz)	Measure Level (dBuV/m)	Reading Level (dBuV)	Over Limit (dB)	Limit (dBuV/m)	Factor (dB)	Type
1		*	5308.800	81.359	75.669	N/A	N/A	5.690	AV
2			5350.000	45.440	39.457	-8.560	54.000	5.983	AV

Note: Measure Level (dB $\mu$ V/m) = Reading Level (dB $\mu$ V) + Factor (dB)

Factor (dB) = Cable Loss (dB) + Antenna Factor (dB/m) - Pre\_Amplifier Gain (dB)

Site: AC1	Time: 2018/03/08 - 05:01
Limit: FCC_Part15.209_RE(3m)	Engineer: Jone Zhang
Probe: BBHA9120D_1-18GHz	Polarity: Horizontal
EUT: Communication Module	Power: DC 3.3V
Test Mode: Transmit by 802.11n-HT40 at Channel 5510MHz	

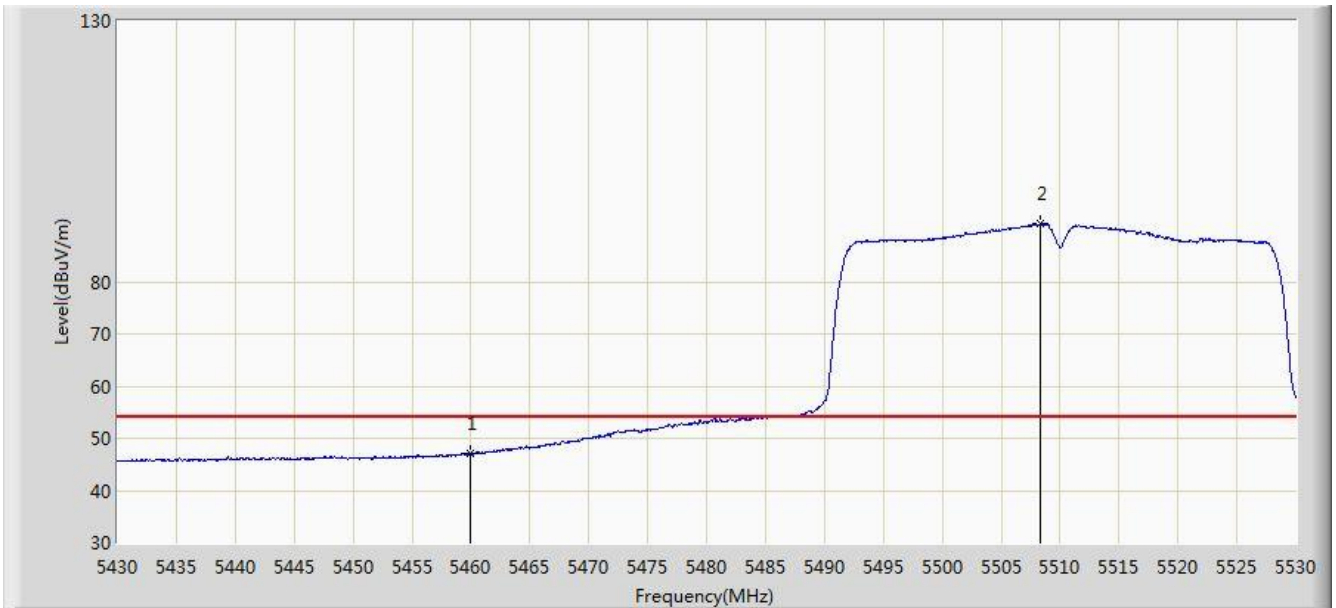


No	Flag	Mark	Frequency (MHz)	Measure Level (dBuV/m)	Reading Level (dBuV)	Over Limit (dB)	Limit (dBuV/m)	Factor (dB)	Type
1			5457.950	63.651	57.198	-10.349	74.000	6.453	PK
2			5460.000	60.544	54.091	-13.456	74.000	6.452	PK
3			5469.800	67.411	60.961	-0.789	68.200	6.451	PK
4			5470.000	63.552	57.102	-4.648	68.200	6.451	PK
5		*	5505.550	100.931	94.502	N/A	N/A	6.429	PK

Note: Measure Level (dB $\mu$ V/m) = Reading Level (dB $\mu$ V) + Factor (dB)

Factor (dB) = Cable Loss (dB) + Antenna Factor (dB/m) - Pre\_Amplifier Gain (dB)

Site: AC1	Time: 2018/03/08 - 05:03
Limit: FCC_Part15.209_RE(3m)	Engineer: Jone Zhang
Probe: BBHA9120D_1-18GHz	Polarity: Horizontal
EUT: Communication Module	Power: DC 3.3V
Test Mode: Transmit by 802.11n-HT40 at Channel 5510MHz	

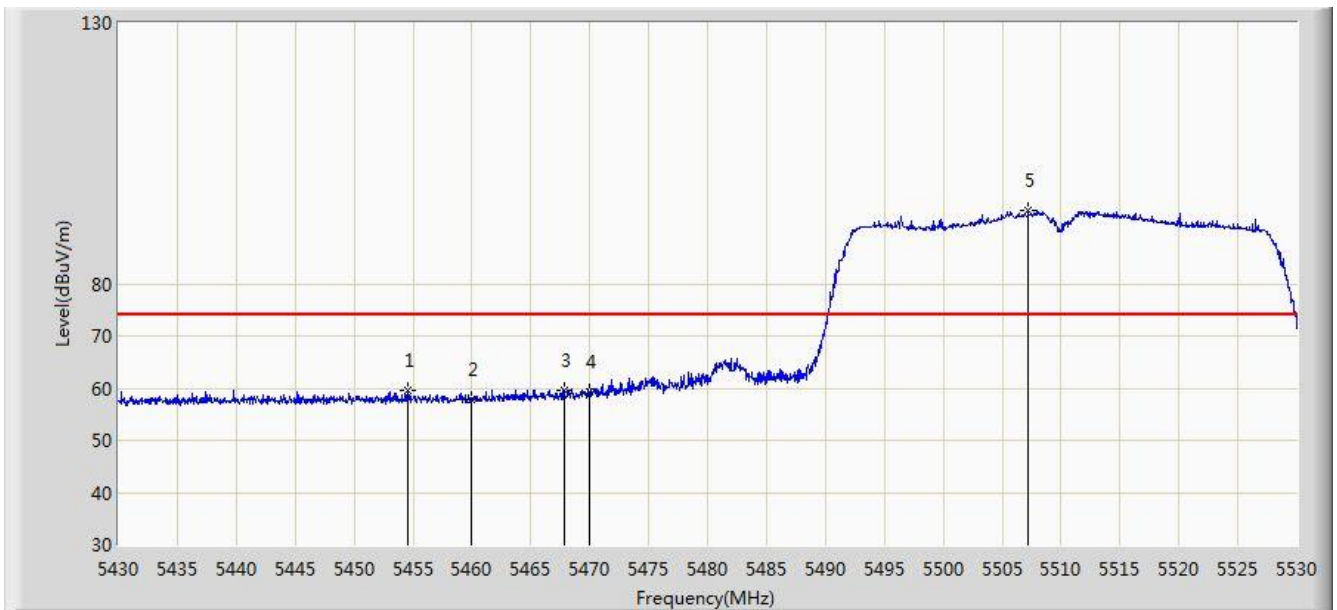


No	Flag	Mark	Frequency (MHz)	Measure Level (dBuV/m)	Reading Level (dBuV)	Over Limit (dB)	Limit (dBuV/m)	Factor (dB)	Type
1			5460.000	47.223	40.770	-6.777	54.000	6.452	AV
2		*	5508.350	91.088	84.645	N/A	N/A	6.443	AV

Note: Measure Level (dB $\mu$ V/m) = Reading Level (dB $\mu$ V) + Factor (dB)

Factor (dB) = Cable Loss (dB) + Antenna Factor (dB/m) - Pre\_Amplifier Gain (dB)

Site: AC1	Time: 2018/03/08 - 05:04
Limit: FCC_Part15.209_RE(3m)	Engineer: Jone Zhang
Probe: BBHA9120D_1-18GHz	Polarity: Vertical
EUT: Communication Module	Power: DC 3.3V
Test Mode: Transmit by 802.11n-HT40 at Channel 5510MHz	

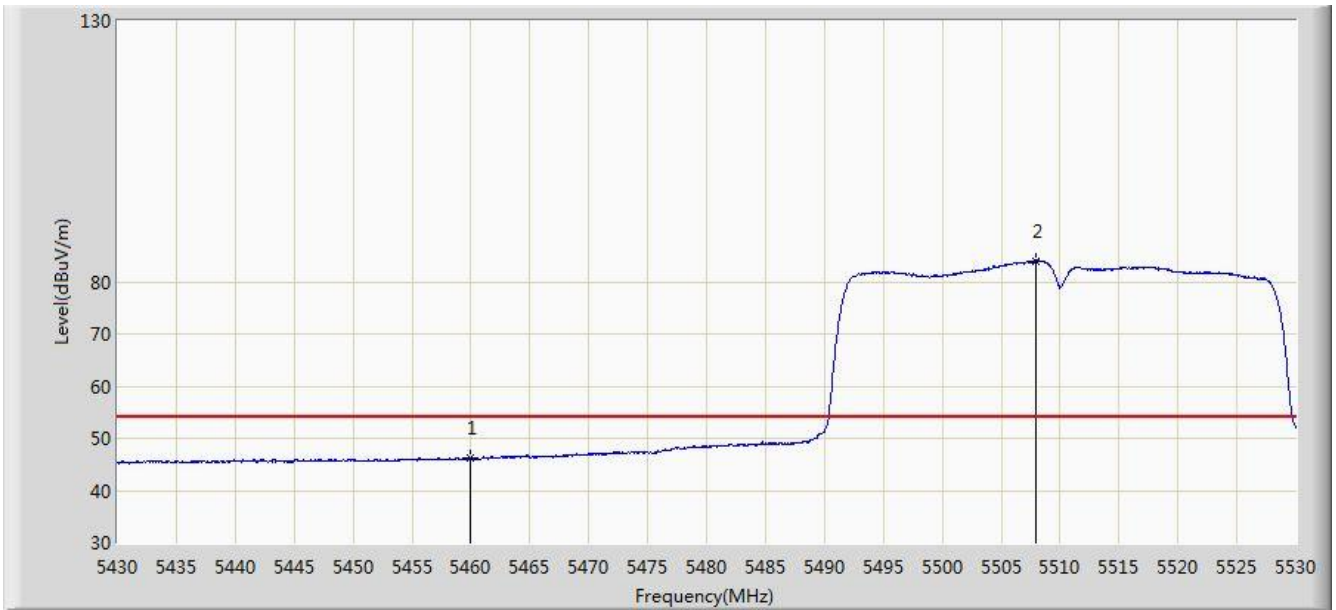


No	Flag	Mark	Frequency (MHz)	Measure Level (dBuV/m)	Reading Level (dBuV)	Over Limit (dB)	Limit (dBuV/m)	Factor (dB)	Type
1			5454.500	59.580	53.127	-14.420	74.000	6.453	PK
2			5460.000	57.942	51.489	-16.058	74.000	6.452	PK
3			5467.850	59.676	53.225	-8.524	68.200	6.451	PK
4			5470.000	59.251	52.801	-8.949	68.200	6.451	PK
5		*	5507.200	94.026	87.589	N/A	N/A	6.437	PK

Note: Measure Level (dB $\mu$ V/m) = Reading Level (dB $\mu$ V) + Factor (dB)

Factor (dB) = Cable Loss (dB) + Antenna Factor (dB/m) - Pre\_Amplifier Gain (dB)

Site: AC1	Time: 2018/03/08 - 05:06
Limit: FCC_Part15.209_RE(3m)	Engineer: Jone Zhang
Probe: BBHA9120D_1-18GHz	Polarity: Vertical
EUT: Communication Module	Power: DC 3.3V
Test Mode: Transmit by 802.11n-HT40 at Channel 5510MHz	

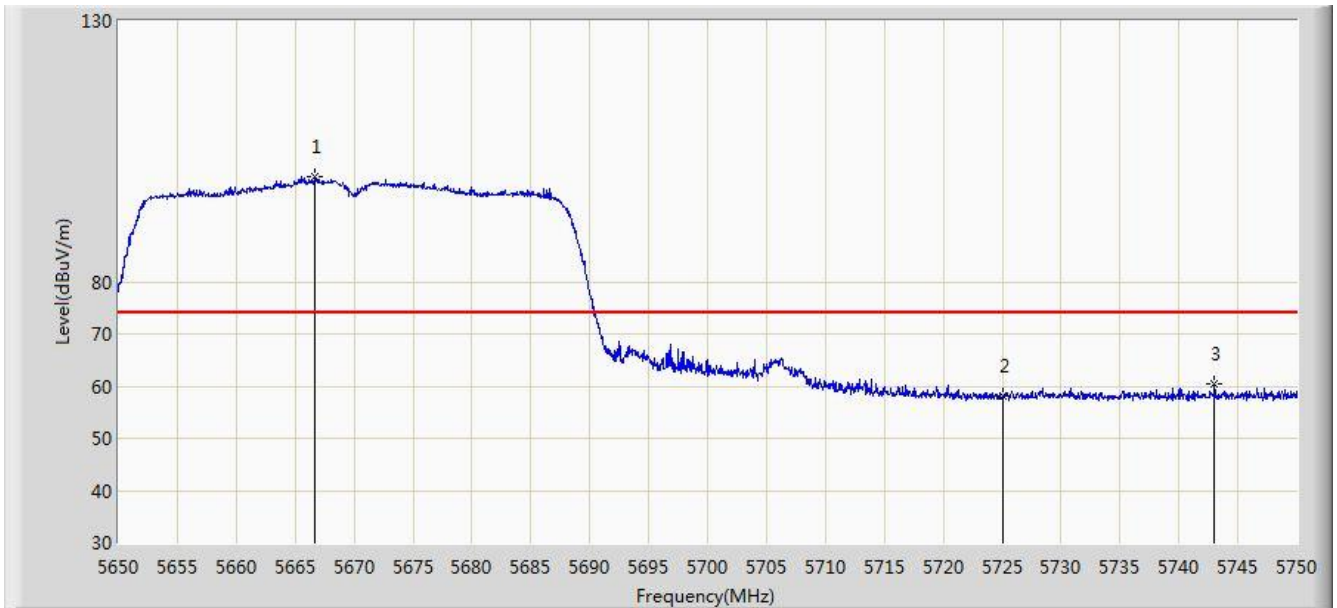


No	Flag	Mark	Frequency (MHz)	Measure Level (dBuV/m)	Reading Level (dBuV)	Over Limit (dB)	Limit (dBuV/m)	Factor (dB)	Type
1			5460.000	46.104	39.651	-7.896	54.000	6.452	AV
2		*	5507.900	84.026	77.585	N/A	N/A	6.442	AV

Note: Measure Level (dBμV/m) = Reading Level (dBμV) + Factor (dB)

Factor (dB) = Cable Loss (dB) + Antenna Factor (dB/m) - Pre\_Amplifier Gain (dB)

Site: AC1	Time: 2018/03/08 - 05:07
Limit: FCC_Part15.209_RE(3m)	Engineer: Jone Zhang
Probe: BBHA9120D_1-18GHz	Polarity: Horizontal
EUT: Communication Module	Power: DC 3.3V
Test Mode: Transmit by 802.11n-HT40 at Channel 5670MHz	

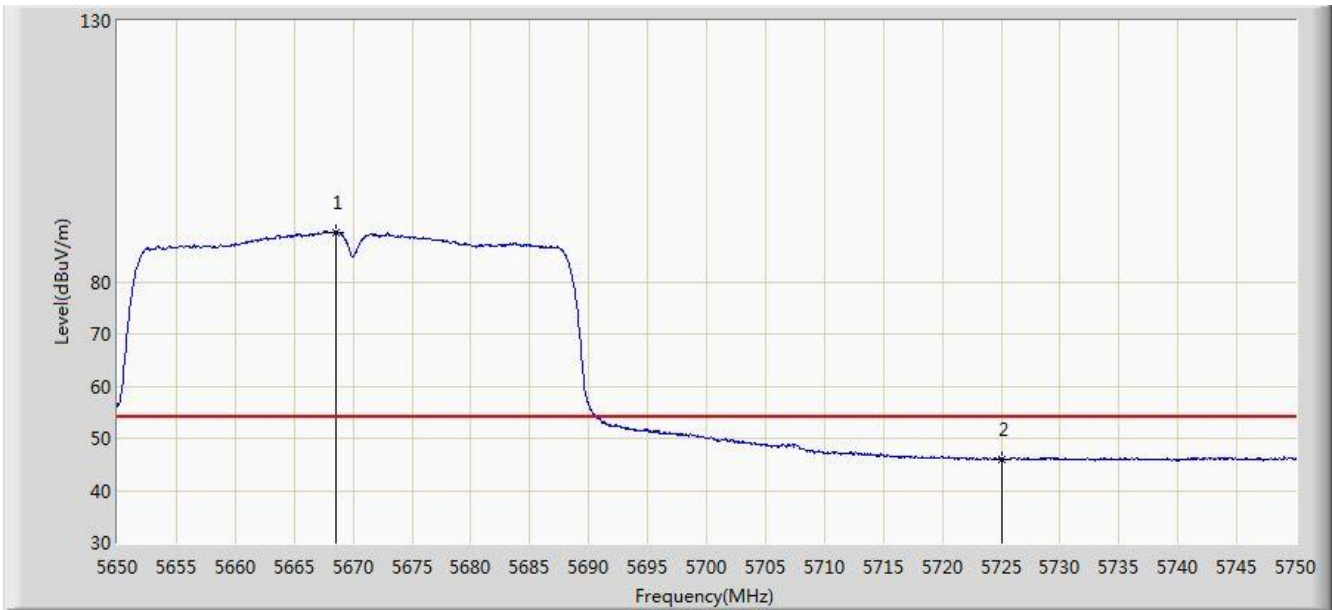


No	Flag	Mark	Frequency (MHz)	Measure Level (dBuV/m)	Reading Level (dBuV)	Over Limit (dB)	Limit (dBuV/m)	Factor (dB)	Type
1		*	5666.700	100.066	93.052	N/A	N/A	7.015	PK
2			5725.000	58.081	50.916	-15.919	74.000	7.165	PK
3			5743.000	60.346	53.007	-13.654	74.000	7.339	PK

Note: Measure Level (dB $\mu$ V/m) = Reading Level (dB $\mu$ V) + Factor (dB)

Factor (dB) = Cable Loss (dB) + Antenna Factor (dB/m) - Pre\_Amplifier Gain (dB)

Site: AC1	Time: 2018/03/08 - 05:10
Limit: FCC_Part15.209_RE(3m)	Engineer: Jone Zhang
Probe: BBHA9120D_1-18GHz	Polarity: Horizontal
EUT: Communication Module	Power: DC 3.3V
Test Mode: Transmit by 802.11n-HT40 at Channel 5670MHz	

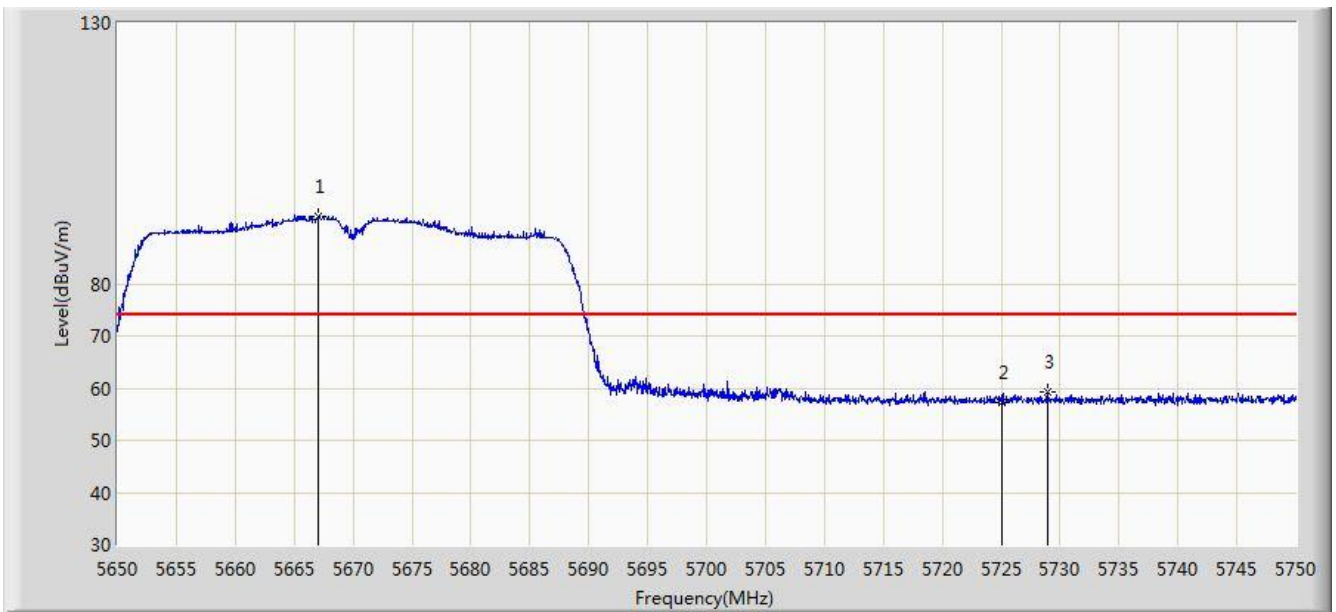


No	Flag	Mark	Frequency (MHz)	Measure Level (dBuV/m)	Reading Level (dBuV)	Over Limit (dB)	Limit (dBuV/m)	Factor (dB)	Type
1		*	5668.500	89.525	82.514	N/A	N/A	7.011	AV
2			5725.000	46.010	38.845	-7.990	54.000	7.165	AV

Note: Measure Level (dBμV/m) = Reading Level (dBμV) + Factor (dB)

Factor (dB) = Cable Loss (dB) + Antenna Factor (dB/m) - Pre\_Amplifier Gain (dB)

Site: AC1	Time: 2018/03/08 - 05:11
Limit: FCC_Part15.209_RE(3m)	Engineer: Jone Zhang
Probe: BBHA9120D_1-18GHz	Polarity: Vertical
EUT: Communication Module	Power: DC 3.3V
Test Mode: Transmit by 802.11n-HT40 at Channel 5670MHz	



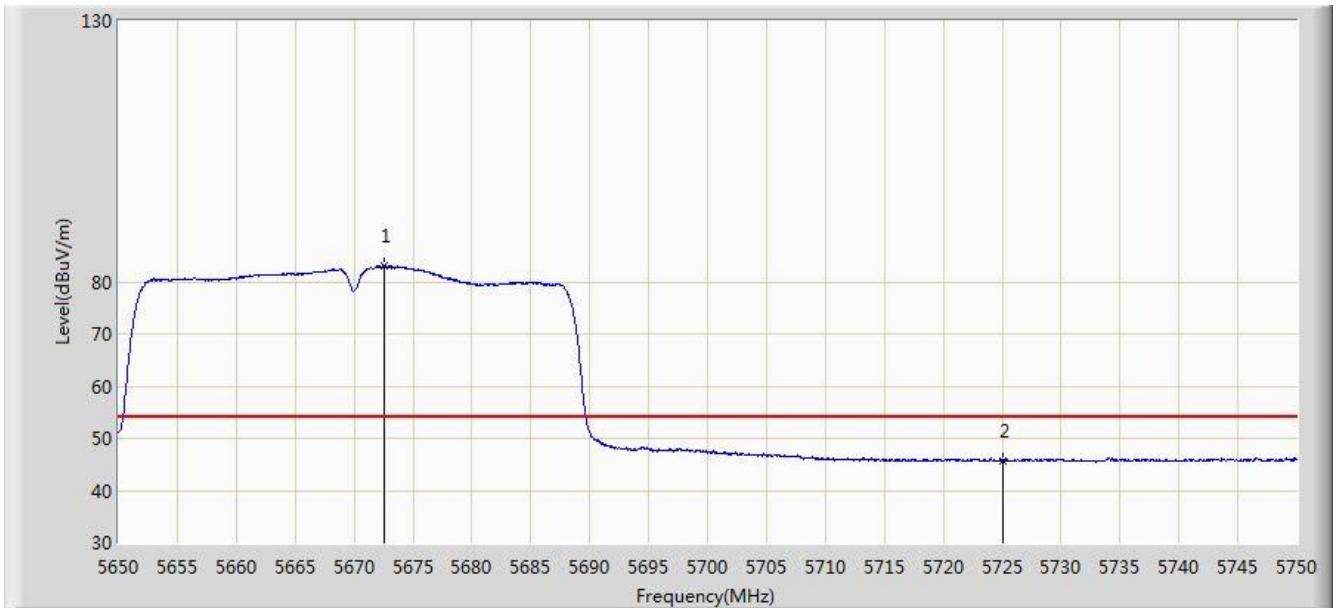
No	Flag	Mark	Frequency (MHz)	Measure Level (dBuV/m)	Reading Level (dBuV)	Over Limit (dB)	Limit (dBuV/m)	Factor (dB)	Type
1		*	5667.050	92.890	85.876	N/A	N/A	7.013	PK
2			5725.000	57.215	50.050	-16.785	74.000	7.165	PK
3			5728.900	59.387	52.183	-14.613	74.000	7.204	PK

Note: Measure Level (dBμV/m) = Reading Level (dBμV) + Factor (dB)

Factor (dB) = Cable Loss (dB) + Antenna Factor (dB/m) - Pre\_Amplifier Gain (dB)



Site: AC1	Time: 2018/03/08 - 05:13
Limit: FCC_Part15.209_RE(3m)	Engineer: Jone Zhang
Probe: BBHA9120D_1-18GHz	Polarity: Vertical
EUT: Communication Module	Power: DC 3.3V
Test Mode: Transmit by 802.11n-HT40 at Channel 5670MHz	

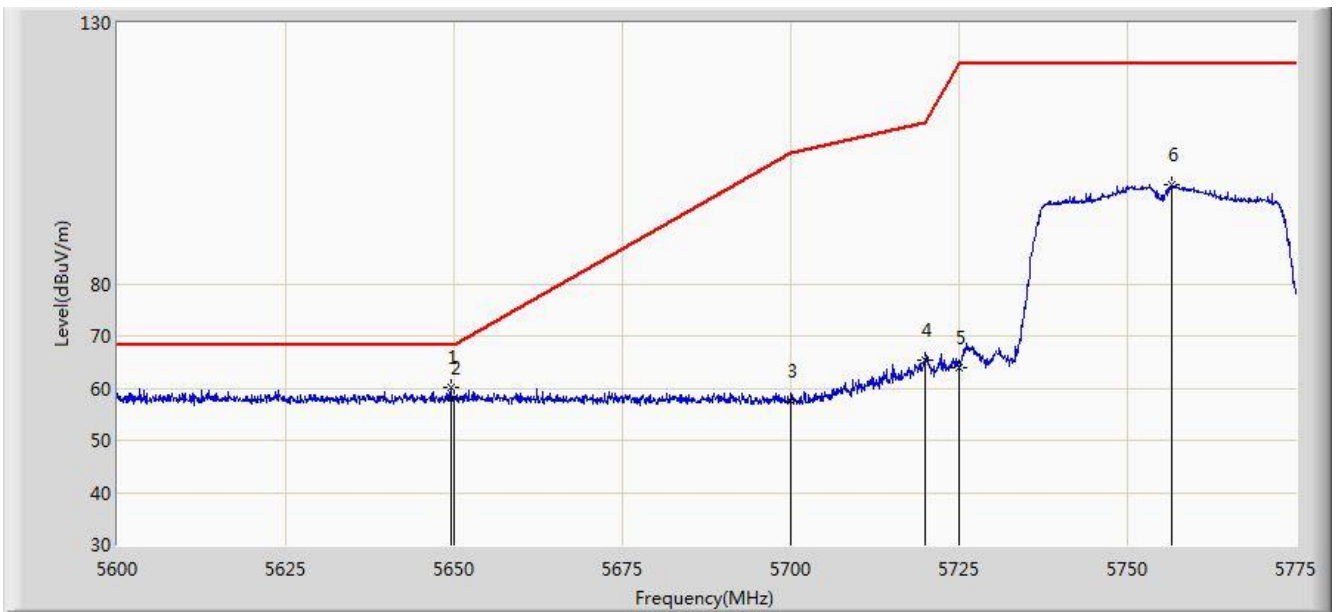


No	Flag	Mark	Frequency (MHz)	Measure Level (dBuV/m)	Reading Level (dBuV)	Over Limit (dB)	Limit (dBuV/m)	Factor (dB)	Type
1		*	5672.500	82.977	75.975	N/A	N/A	7.002	AV
2			5725.000	45.720	38.555	-8.280	54.000	7.165	AV

Note: Measure Level (dB $\mu$ V/m) = Reading Level (dB $\mu$ V) + Factor (dB)

Factor (dB) = Cable Loss (dB) + Antenna Factor (dB/m) - Pre\_Amplifier Gain (dB)

Site: AC1	Time: 2018/03/08 - 05:14
Limit: FCC_Part15.407_RE(3m)	Engineer: Jone Zhang
Probe: BBHA9120D_1-18GHz	Polarity: Horizontal
EUT: Communication Module	Power: DC 3.3V
Test Mode: Transmit by 802.11n-HT40 at Channel 5755MHz	

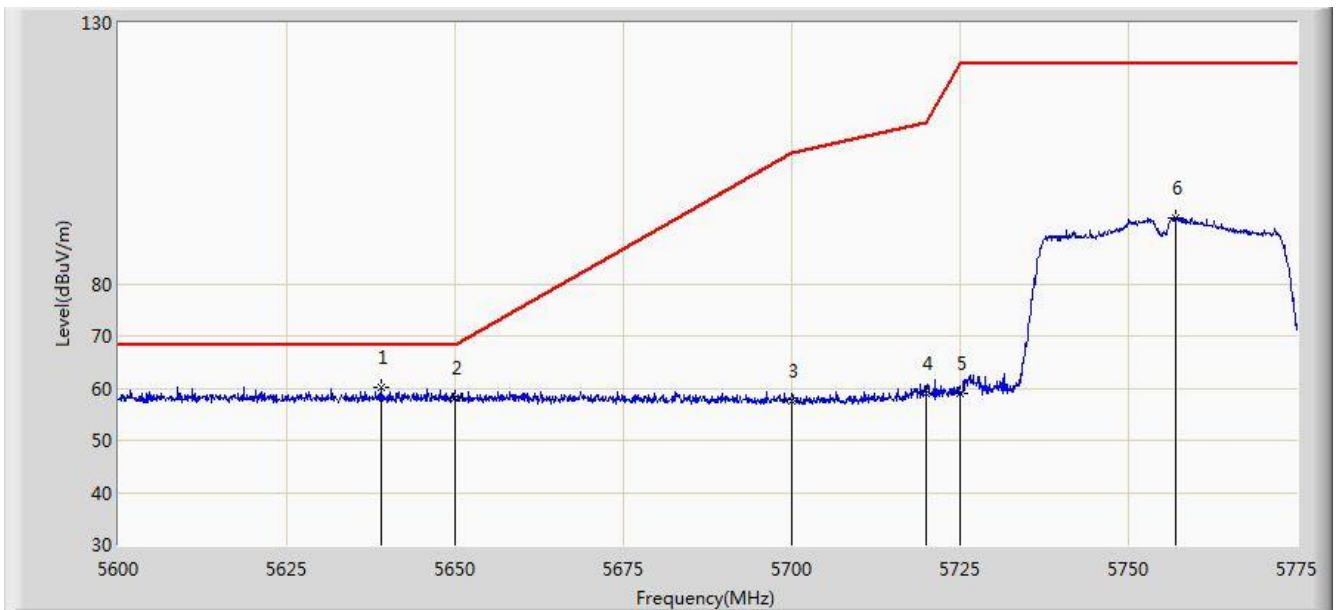


No	Flag	Mark	Frequency (MHz)	Measure Level (dBuV/m)	Reading Level (dBuV)	Over Limit (dB)	Limit (dBuV/m)	Factor (dB)	Type
1		*	5649.525	60.075	53.095	-8.125	68.200	6.981	PK
2			5650.000	58.137	51.154	-10.063	68.200	6.983	PK
3			5700.000	57.605	50.627	-47.595	105.200	6.978	PK
4			5720.000	65.335	58.221	-45.465	110.800	7.114	PK
5			5725.000	64.037	56.872	-58.163	122.200	7.165	PK
6			5756.625	99.067	91.635	N/A	N/A	7.433	PK

Note: Measure Level (dBμV/m) = Reading Level (dBμV) + Factor (dB)

Factor (dB) = Cable Loss (dB) + Antenna Factor (dB/m) - Pre\_Amplifier Gain (dB)

Site: AC1	Time: 2018/03/08 - 05:16
Limit: FCC_Part15.407_RE(3m)	Engineer: Jone Zhang
Probe: BBHA9120D_1-18GHz	Polarity: Vertical
EUT: Communication Module	Power: DC 3.3V
Test Mode: Transmit by 802.11n-HT40 at Channel 5755MHz	

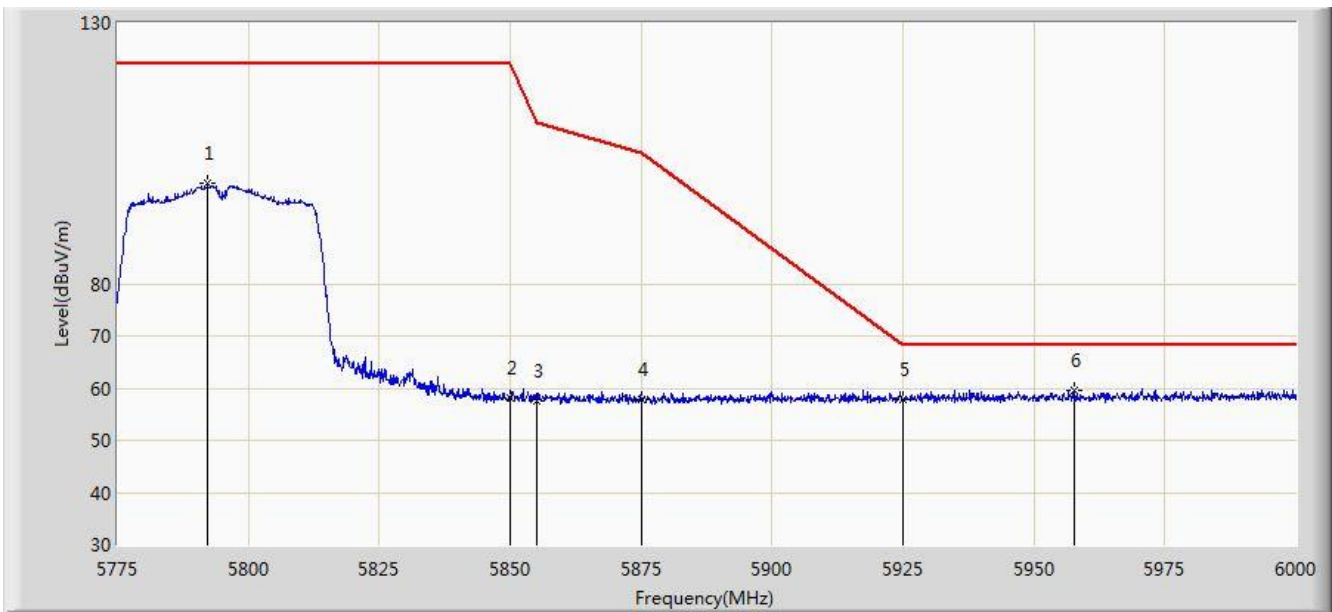


No	Flag	Mark	Frequency (MHz)	Measure Level (dBuV/m)	Reading Level (dBuV)	Over Limit (dB)	Limit (dBuV/m)	Factor (dB)	Type
1		*	5638.937	60.261	53.346	-7.939	68.200	6.915	PK
2			5650.000	58.238	51.255	-9.962	68.200	6.983	PK
3			5700.000	57.667	50.689	-47.533	105.200	6.978	PK
4			5720.000	58.929	51.815	-51.871	110.800	7.114	PK
5			5725.000	59.073	51.908	-63.127	122.200	7.165	PK
6			5757.062	92.734	85.299	N/A	N/A	7.435	PK

Note: Measure Level (dBμV/m) = Reading Level (dBμV) + Factor (dB)

Factor (dB) = Cable Loss (dB) + Antenna Factor (dB/m) - Pre\_Amplifier Gain (dB)

Site: AC1	Time: 2018/03/08 - 05:18
Limit: FCC_Part15.407_RE(3m)	Engineer: Jone Zhang
Probe: BBHA9120D_1-18GHz	Polarity: Horizontal
EUT: Communication Module	Power: DC 3.3V
Test Mode: Transmit by 802.11n-HT40 at Channel 5795MHz	

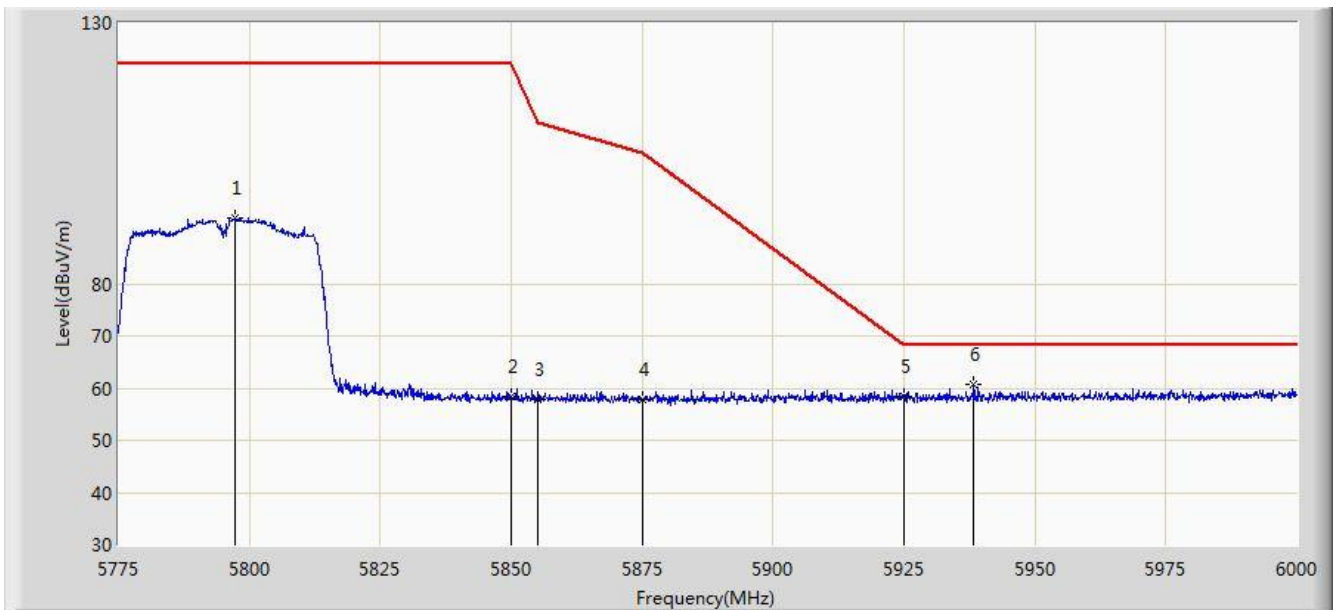


No	Flag	Mark	Frequency (MHz)	Measure Level (dBuV/m)	Reading Level (dBuV)	Over Limit (dB)	Limit (dBuV/m)	Factor (dB)	Type
1			5792.212	99.198	91.771	N/A	N/A	7.428	PK
2			5850.000	58.212	50.313	-63.988	122.200	7.899	PK
3			5855.000	57.482	49.576	-53.318	110.800	7.905	PK
4			5875.000	57.931	50.023	-47.269	105.200	7.909	PK
5			5925.000	57.837	49.804	-10.363	68.200	8.033	PK
6		*	5957.587	59.705	51.606	-8.495	68.200	8.100	PK

Note: Measure Level (dBμV/m) = Reading Level (dBμV) + Factor (dB)

Factor (dB) = Cable Loss (dB) + Antenna Factor (dB/m) - Pre\_Amplifier Gain (dB)

Site: AC1	Time: 2018/03/08 - 05:21
Limit: FCC_Part15.407_RE(3m)	Engineer: Jone Zhang
Probe: BBHA9120D_1-18GHz	Polarity: Vertical
EUT: Communication Module	Power: DC 3.3V
Test Mode: Transmit by 802.11n-HT40 at Channel 5795MHz	

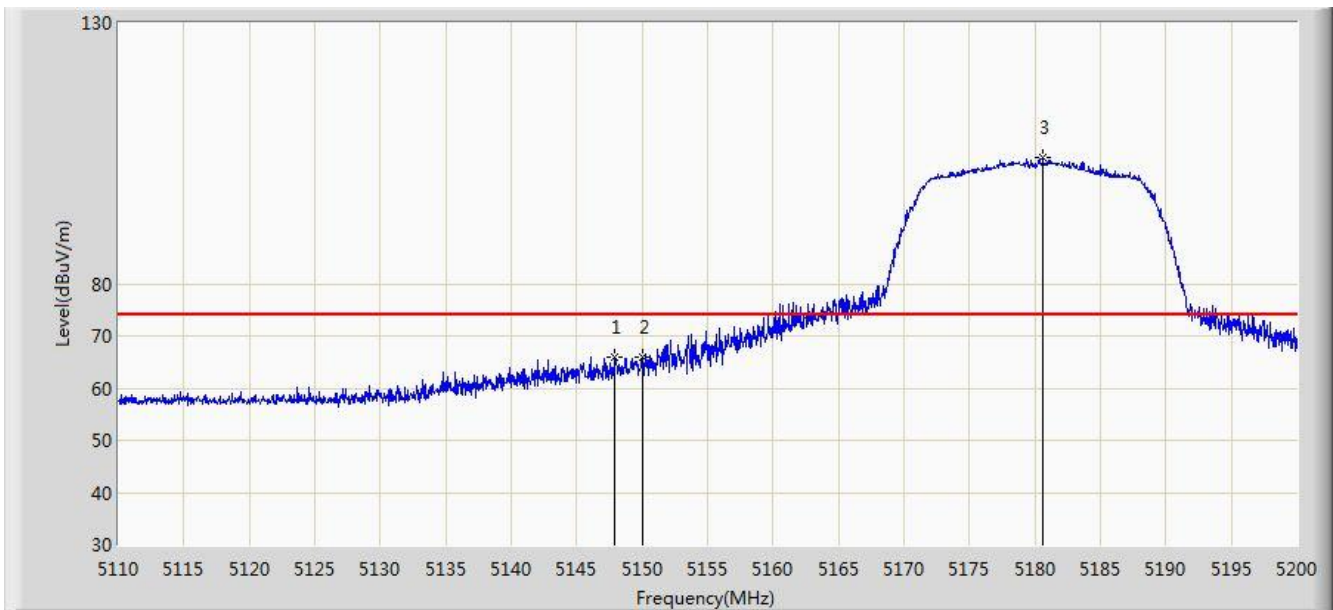


No	Flag	Mark	Frequency (MHz)	Measure Level (dBuV/m)	Reading Level (dBuV)	Over Limit (dB)	Limit (dBuV/m)	Factor (dB)	Type
1			5797.163	92.726	85.270	N/A	N/A	7.456	PK
2			5850.000	58.401	50.502	-63.799	122.200	7.899	PK
3			5855.000	57.887	49.981	-52.913	110.800	7.905	PK
4			5875.000	57.763	49.855	-47.437	105.200	7.909	PK
5			5925.000	58.488	50.455	-9.712	68.200	8.033	PK
6		*	5938.350	60.756	52.677	-7.444	68.200	8.079	PK

Note: Measure Level (dBμV/m) = Reading Level (dBμV) + Factor (dB)

Factor (dB) = Cable Loss (dB) + Antenna Factor (dB/m) - Pre\_Amplifier Gain (dB)

Site: AC1	Time: 2018/03/08 - 05:24
Limit: FCC_Part15.209_RE(3m)	Engineer: Jone Zhang
Probe: BBHA9120D_1-18GHz	Polarity: Horizontal
EUT: Communication Module	Power: DC 3.3V
Test Mode: Transmit by 802.11ac-VHT20 at Channel 5180MHz	

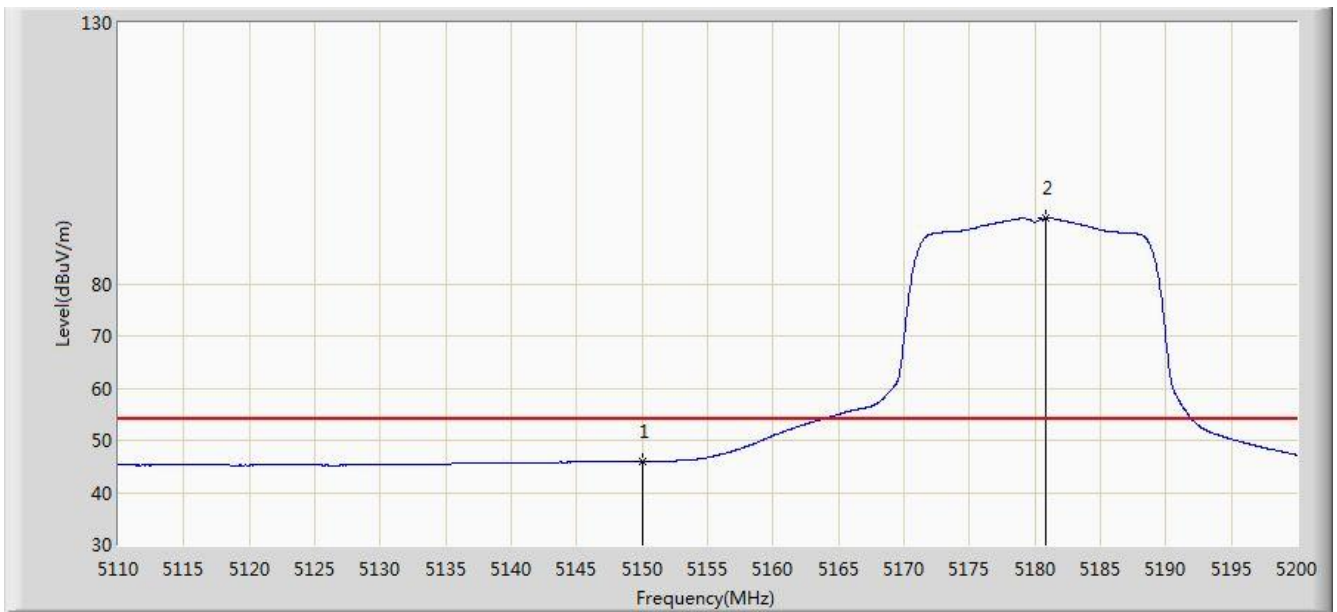


No	Flag	Mark	Frequency (MHz)	Measure Level (dBuV/m)	Reading Level (dBuV)	Over Limit (dB)	Limit (dBuV/m)	Factor (dB)	Type
1			5147.890	66.060	59.942	-7.940	74.000	6.119	PK
2			5150.000	65.800	59.677	-8.200	74.000	6.123	PK
3		*	5180.605	104.162	98.073	N/A	N/A	6.089	PK

Note: Measure Level (dB $\mu$ V/m) = Reading Level (dB $\mu$ V) + Factor (dB)

Factor (dB) = Cable Loss (dB) + Antenna Factor (dB/m) - Pre\_Amplifier Gain (dB)

Site: AC1	Time: 2018/03/08 - 05:29
Limit: FCC_Part15.209_RE(3m)	Engineer: Jone Zhang
Probe: BBHA9120D_1-18GHz	Polarity: Horizontal
EUT: Communication Module	Power: DC 3.3V
Test Mode: Transmit by 802.11ac-VHT20 at Channel 5180MHz	

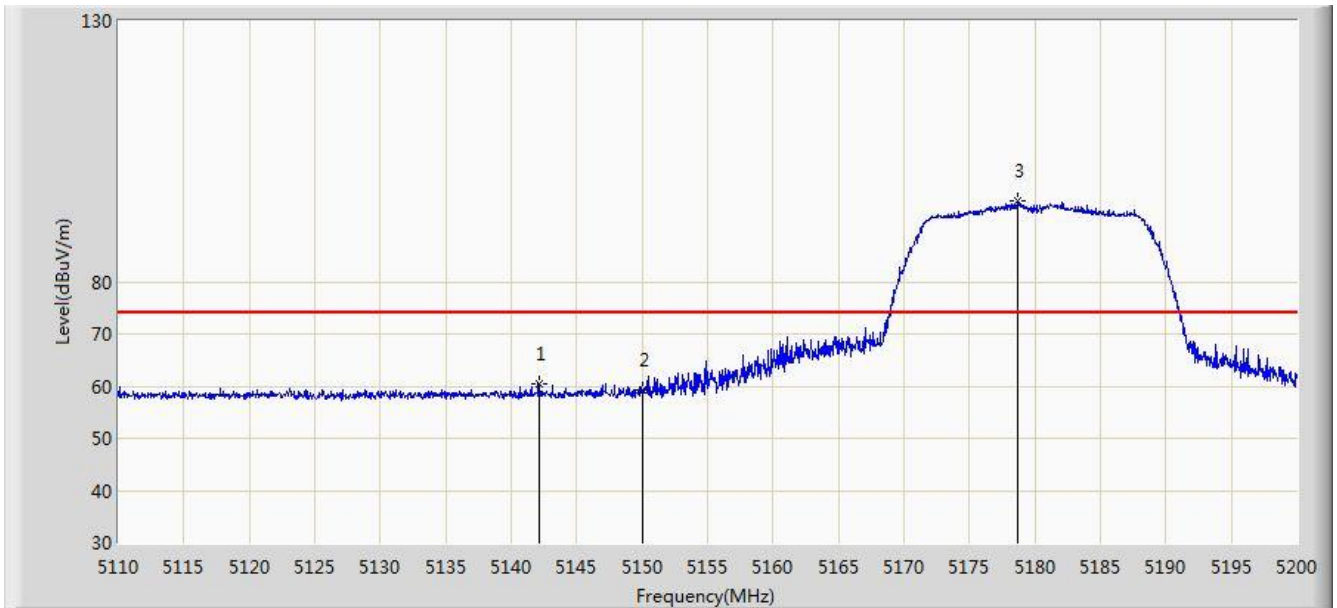


No	Flag	Mark	Frequency (MHz)	Measure Level (dBuV/m)	Reading Level (dBuV)	Over Limit (dB)	Limit (dBuV/m)	Factor (dB)	Type
1			5150.000	45.883	39.760	-8.117	54.000	6.123	AV
2		*	5180.830	92.558	86.470	N/A	N/A	6.088	AV

Note: Measure Level (dB $\mu$ V/m) = Reading Level (dB $\mu$ V) + Factor (dB)

Factor (dB) = Cable Loss (dB) + Antenna Factor (dB/m) - Pre\_Amplifier Gain (dB)

Site: AC1	Time: 2018/03/08 - 05:31
Limit: FCC_Part15.209_RE(3m)	Engineer: Jone Zhang
Probe: BBHA9120D_1-18GHz	Polarity: Vertical
EUT: Communication Module	Power: DC 3.3V
Test Mode: Transmit by 802.11ac-VHT20 at Channel 5180MHz	



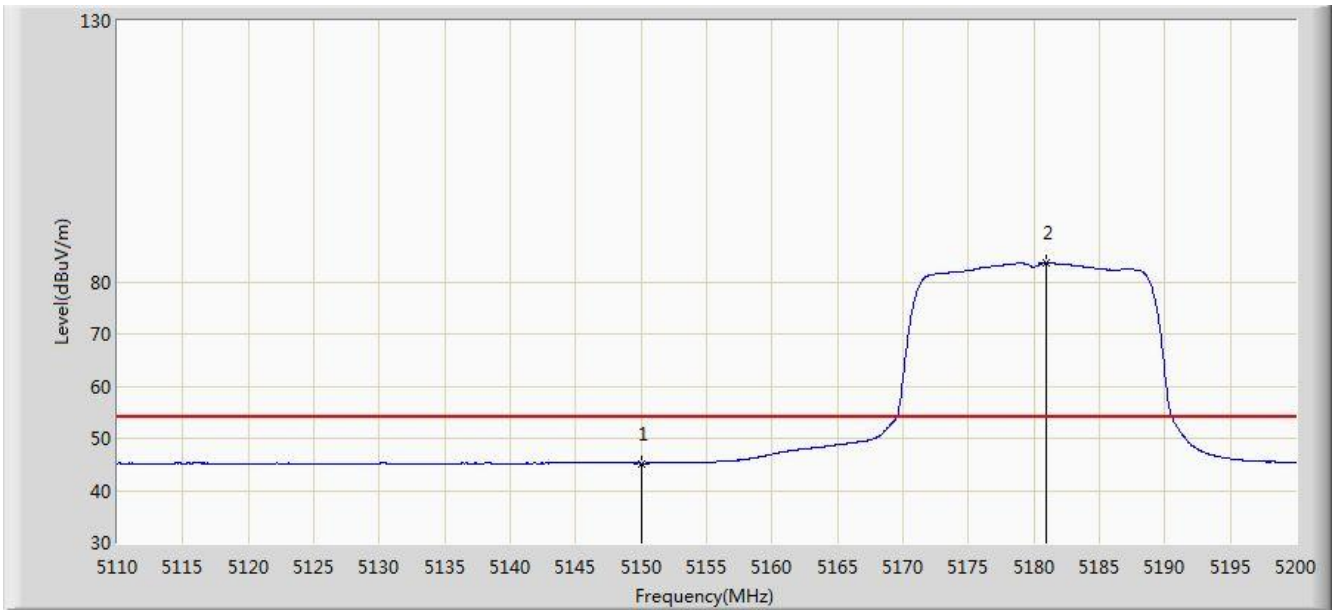
No	Flag	Mark	Frequency (MHz)	Measure Level (dBuV/m)	Reading Level (dBuV)	Over Limit (dB)	Limit (dBuV/m)	Factor (dB)	Type
1			5142.175	60.348	54.246	-13.652	74.000	6.102	PK
2			5150.000	59.144	53.021	-14.856	74.000	6.123	PK
3		*	5178.670	95.531	89.437	N/A	N/A	6.095	PK

Note: Measure Level (dB $\mu$ V/m) = Reading Level (dB $\mu$ V) + Factor (dB)

Factor (dB) = Cable Loss (dB) + Antenna Factor (dB/m) - Pre\_Amplifier Gain (dB)



Site: AC1	Time: 2018/03/08 - 05:35
Limit: FCC_Part15.209_RE(3m)	Engineer: Jone Zhang
Probe: BBHA9120D_1-18GHz	Polarity: Vertical
EUT: Communication Module	Power: DC 3.3V
Test Mode: Transmit by 802.11ac-VHT20 at Channel 5180MHz	

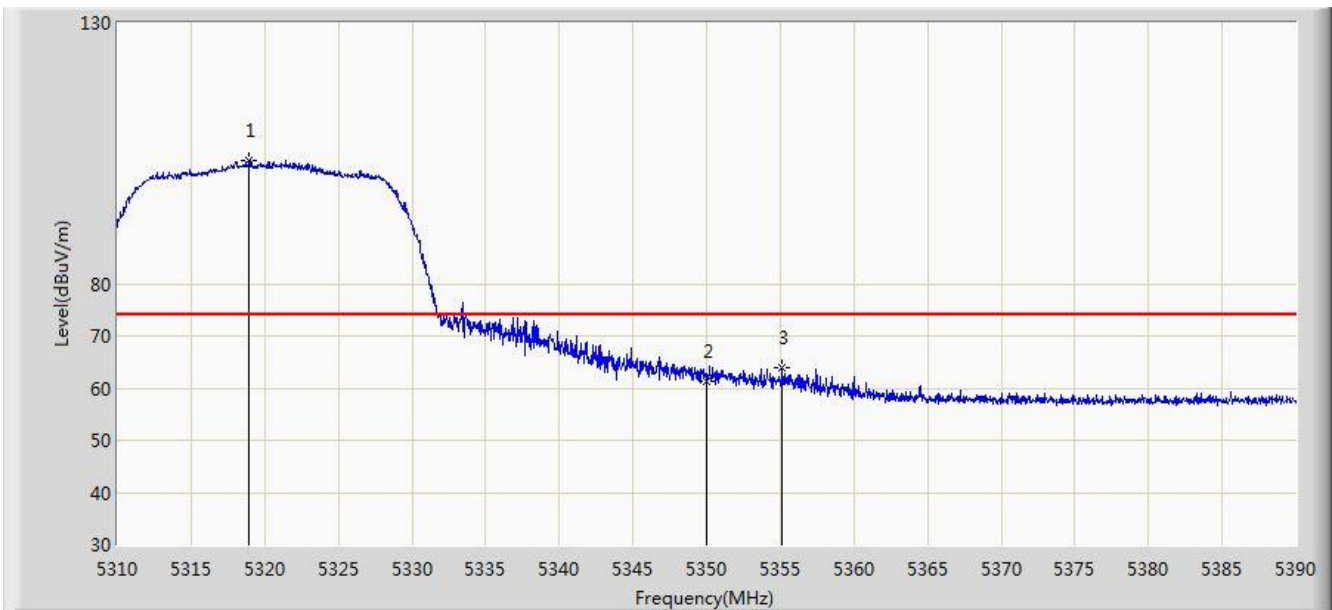


No	Flag	Mark	Frequency (MHz)	Measure Level (dBuV/m)	Reading Level (dBuV)	Over Limit (dB)	Limit (dBuV/m)	Factor (dB)	Type
1			5150.000	45.204	39.081	-8.796	54.000	6.123	AV
2		*	5180.965	83.614	77.526	N/A	N/A	6.088	AV

Note: Measure Level (dBμV/m) = Reading Level (dBμV) + Factor (dB)

Factor (dB) = Cable Loss (dB) + Antenna Factor (dB/m) - Pre\_Amplifier Gain (dB)

Site: AC1	Time: 2018/03/08 - 05:36
Limit: FCC_Part15.209_RE(3m)	Engineer: Jone Zhang
Probe: BBHA9120D_1-18GHz	Polarity: Horizontal
EUT: Communication Module	Power: DC 3.3V
Test Mode: Transmit by 802.11ac-VHT20 at Channel 5320MHz	

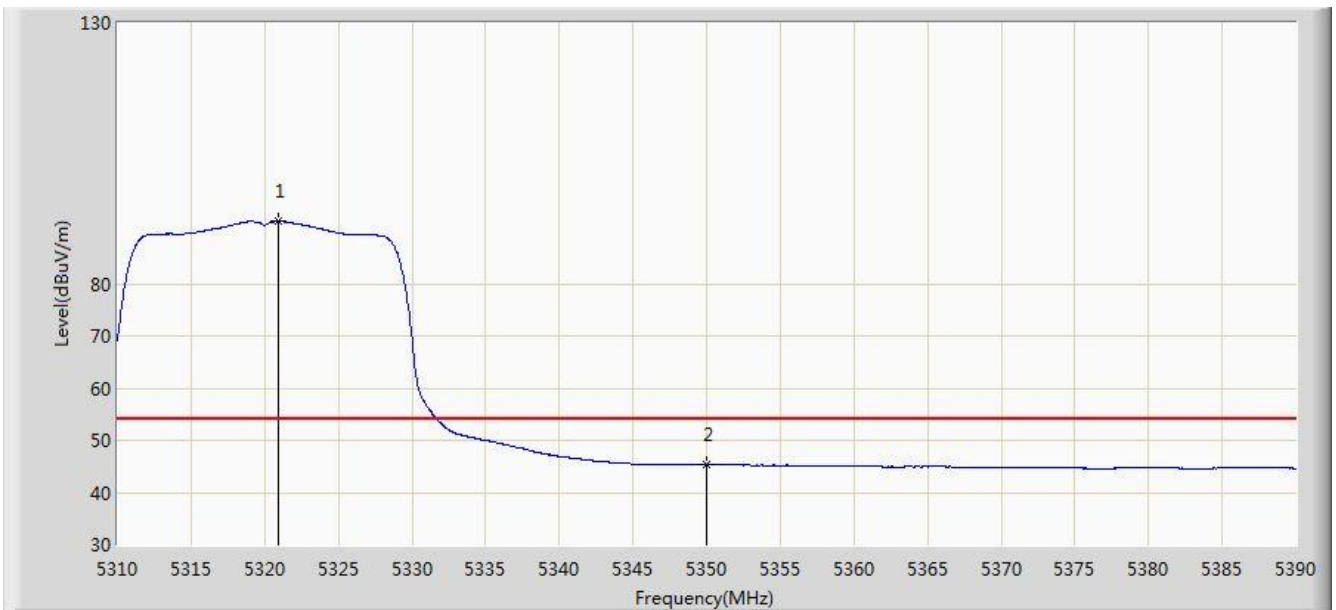


No	Flag	Mark	Frequency (MHz)	Measure Level (dBuV/m)	Reading Level (dBuV)	Over Limit (dB)	Limit (dBuV/m)	Factor (dB)	Type
1		*	5318.960	103.609	97.879	N/A	N/A	5.730	PK
2			5350.000	61.245	55.262	-12.755	74.000	5.983	PK
3			5355.160	63.796	57.778	-10.204	74.000	6.018	PK

Note: Measure Level (dB $\mu$ V/m) = Reading Level (dB $\mu$ V) + Factor (dB)

Factor (dB) = Cable Loss (dB) + Antenna Factor (dB/m) - Pre\_Amplifier Gain (dB)

Site: AC1	Time: 2018/03/08 - 05:40
Limit: FCC_Part15.209_RE(3m)	Engineer: Jone Zhang
Probe: BBHA9120D_1-18GHz	Polarity: Horizontal
EUT: Communication Module	Power: DC 3.3V
Test Mode: Transmit by 802.11ac-VHT20 at Channel 5320MHz	

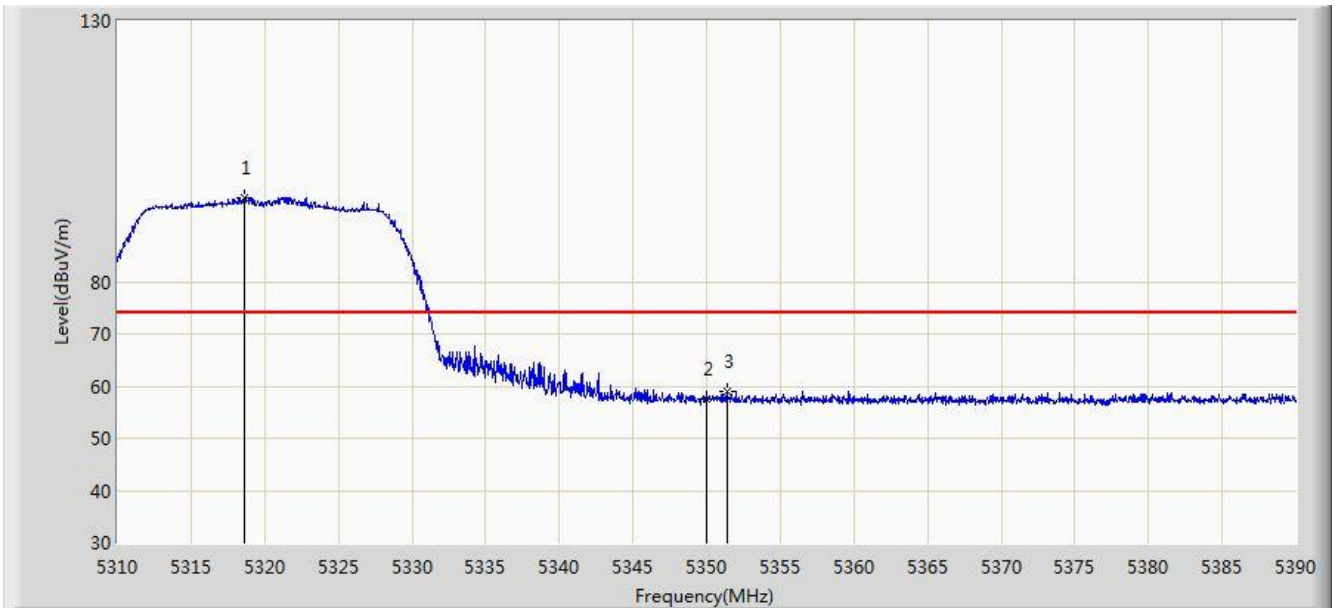


No	Flag	Mark	Frequency (MHz)	Measure Level (dBuV/m)	Reading Level (dBuV)	Over Limit (dB)	Limit (dBuV/m)	Factor (dB)	Type
1		*	5320.880	91.985	86.242	N/A	N/A	5.743	AV
2			5350.000	45.412	39.429	-8.588	54.000	5.983	AV

Note: Measure Level (dB $\mu$ V/m) = Reading Level (dB $\mu$ V) + Factor (dB)

Factor (dB) = Cable Loss (dB) + Antenna Factor (dB/m) - Pre\_Amplifier Gain (dB)

Site: AC1	Time: 2018/03/08 - 05:41
Limit: FCC_Part15.209_RE(3m)	Engineer: Jone Zhang
Probe: BBHA9120D_1-18GHz	Polarity: Vertical
EUT: Communication Module	Power: DC 3.3V
Test Mode: Transmit by 802.11ac-VHT20 at Channel 5320MHz	

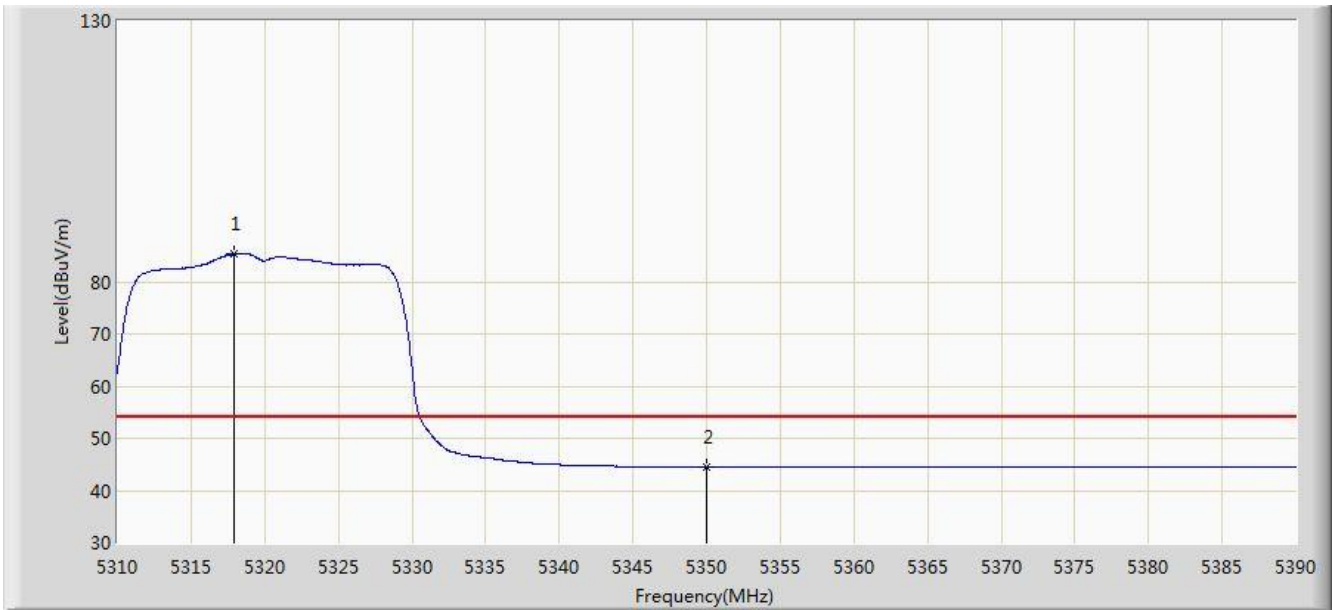


No	Flag	Mark	Frequency (MHz)	Measure Level (dBuV/m)	Reading Level (dBuV)	Over Limit (dB)	Limit (dBuV/m)	Factor (dB)	Type
1		*	5318.600	96.172	90.444	N/A	N/A	5.728	PK
2			5350.000	57.431	51.448	-16.569	74.000	5.983	PK
3			5351.360	58.843	52.847	-15.157	74.000	5.996	PK

Note: Measure Level (dB $\mu$ V/m) = Reading Level (dB $\mu$ V) + Factor (dB)

Factor (dB) = Cable Loss (dB) + Antenna Factor (dB/m) - Pre\_Amplifier Gain (dB)

Site: AC1	Time: 2018/03/08 - 05:43
Limit: FCC_Part15.209_RE(3m)	Engineer: Jone Zhang
Probe: BBHA9120D_1-18GHz	Polarity: Vertical
EUT: Communication Module	Power: DC 3.3V
Test Mode: Transmit by 802.11ac-VHT20 at Channel 5320MHz	

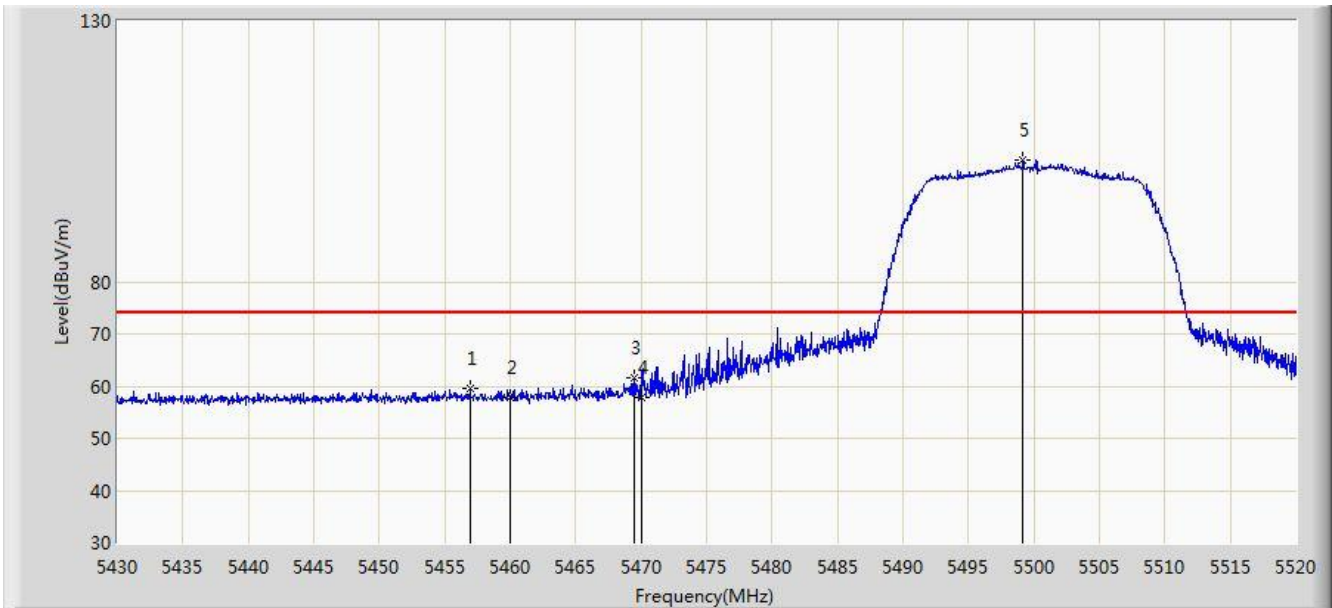


No	Flag	Mark	Frequency (MHz)	Measure Level (dBuV/m)	Reading Level (dBuV)	Over Limit (dB)	Limit (dBuV/m)	Factor (dB)	Type
1		*	5317.920	85.310	79.586	N/A	N/A	5.724	AV
2			5350.000	44.621	38.638	-9.379	54.000	5.983	AV

Note: Measure Level (dBμV/m) = Reading Level (dBμV) + Factor (dB)

Factor (dB) = Cable Loss (dB) + Antenna Factor (dB/m) - Pre\_Amplifier Gain (dB)

Site: AC1	Time: 2018/03/08 - 05:44
Limit: FCC_Part15.209_RE(3m)	Engineer: Jone Zhang
Probe: BBHA9120D_1-18GHz	Polarity: Horizontal
EUT: Communication Module	Power: DC 3.3V
Test Mode: Transmit by 802.11ac-VHT20 at Channel 5500MHz	

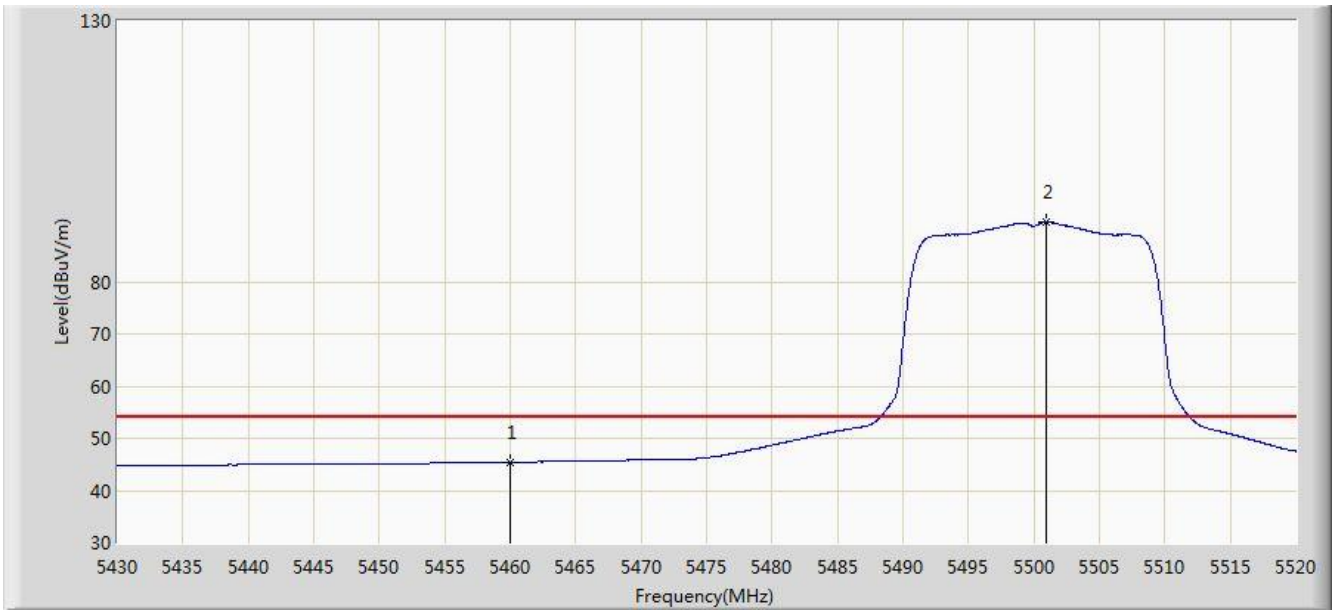


No	Flag	Mark	Frequency (MHz)	Measure Level (dBuV/m)	Reading Level (dBuV)	Over Limit (dB)	Limit (dBuV/m)	Factor (dB)	Type
1			5456.910	59.686	53.233	-14.314	74.000	6.453	PK
2			5460.000	57.888	51.435	-16.112	74.000	6.452	PK
3			5469.465	61.680	55.229	-6.520	68.200	6.451	PK
4			5470.000	57.839	51.389	-10.361	68.200	6.451	PK
5		*	5499.165	103.258	96.839	N/A	N/A	6.419	PK

Note: Measure Level (dBμV/m) = Reading Level (dBμV) + Factor (dB)

Factor (dB) = Cable Loss (dB) + Antenna Factor (dB/m) - Pre\_Amplifier Gain (dB)

Site: AC1	Time: 2018/03/08 - 05:46
Limit: FCC_Part15.209_RE(3m)	Engineer: Jone Zhang
Probe: BBHA9120D_1-18GHz	Polarity: Horizontal
EUT: Communication Module	Power: DC 3.3V
Test Mode: Transmit by 802.11ac-VHT20 at Channel 5500MHz	

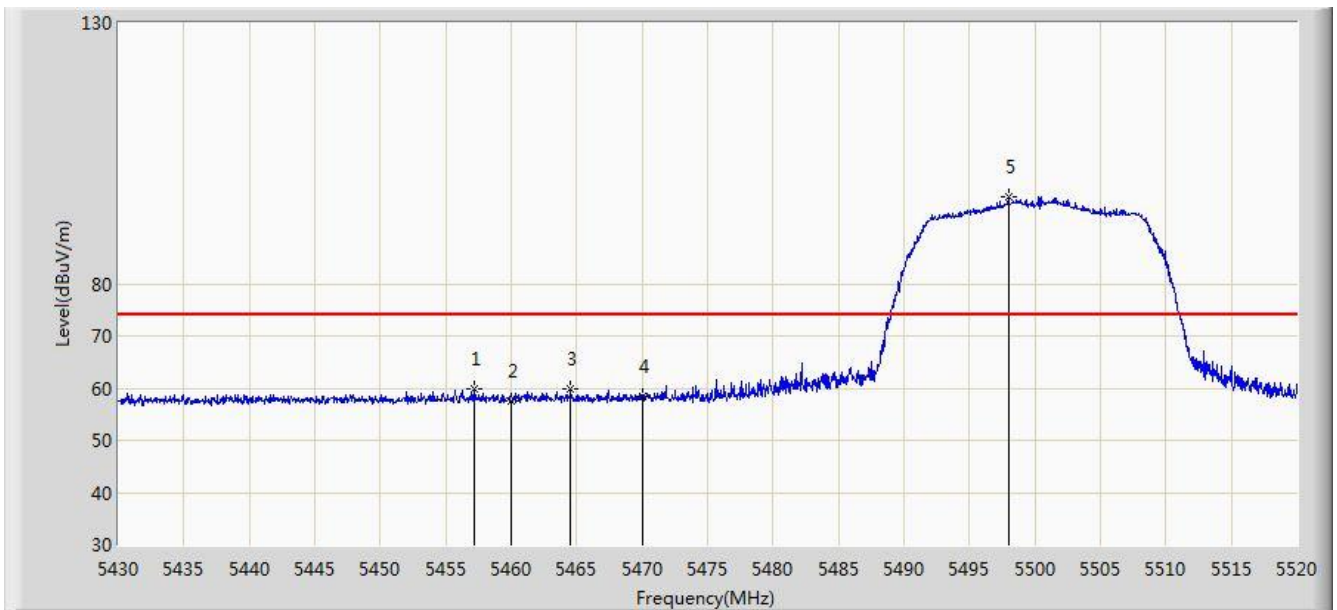


No	Flag	Mark	Frequency (MHz)	Measure Level (dBuV/m)	Reading Level (dBuV)	Over Limit (dB)	Limit (dBuV/m)	Factor (dB)	Type
1			5460.000	45.351	38.898	-8.649	54.000	6.452	AV
2		*	5500.920	91.413	84.992	N/A	N/A	6.421	AV

Note: Measure Level (dBμV/m) = Reading Level (dBμV) + Factor (dB)

Factor (dB) = Cable Loss (dB) + Antenna Factor (dB/m) - Pre\_Amplifier Gain (dB)

Site: AC1	Time: 2018/03/08 - 05:47
Limit: FCC_Part15.209_RE(3m)	Engineer: Jone Zhang
Probe: BBHA9120D_1-18GHz	Polarity: Vertical
EUT: Communication Module	Power: DC 3.3V
Test Mode: Transmit by 802.11ac-VHT20 at Channel 5500MHz	



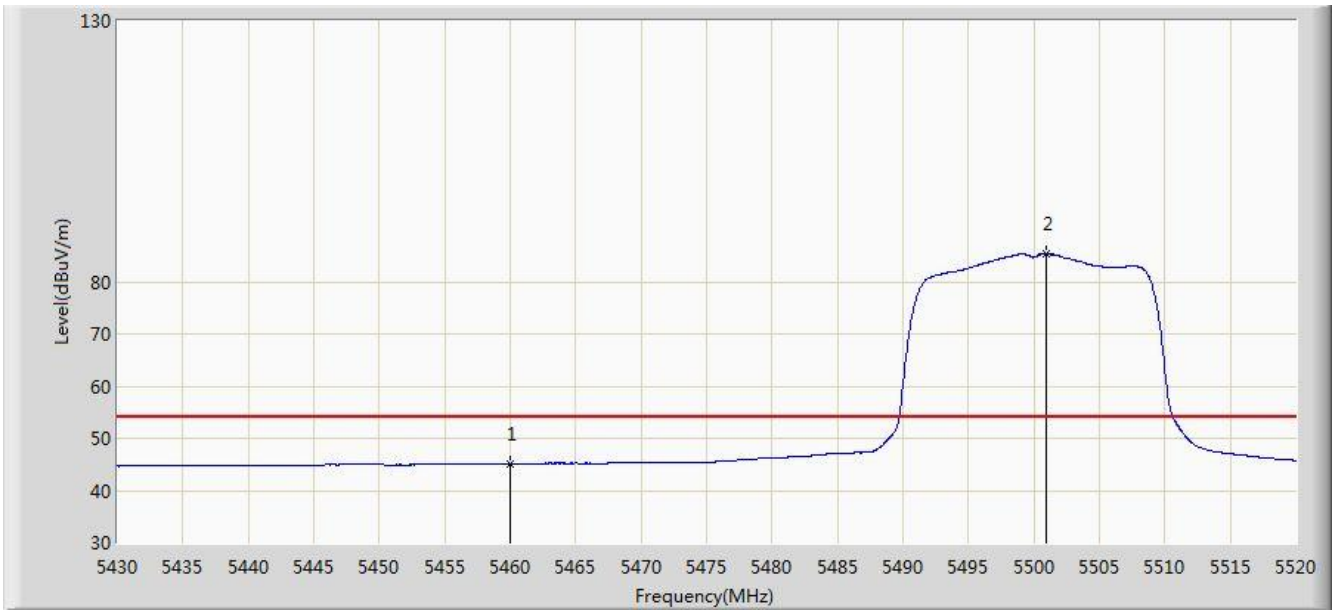
No	Flag	Mark	Frequency (MHz)	Measure Level (dBuV/m)	Reading Level (dBuV)	Over Limit (dB)	Limit (dBuV/m)	Factor (dB)	Type
1			5457.135	59.760	53.307	-14.240	74.000	6.453	PK
2			5460.000	57.462	51.009	-16.538	74.000	6.452	PK
3			5464.560	59.779	53.327	-8.421	68.200	6.452	PK
4			5470.000	58.410	51.960	-9.790	68.200	6.451	PK
5		*	5497.995	96.640	90.222	N/A	N/A	6.418	PK

Note: Measure Level (dB $\mu$ V/m) = Reading Level (dB $\mu$ V) + Factor (dB)

Factor (dB) = Cable Loss (dB) + Antenna Factor (dB/m) - Pre\_Amplifier Gain (dB)



Site: AC1	Time: 2018/03/08 - 05:49
Limit: FCC_Part15.209_RE(3m)	Engineer: Jone Zhang
Probe: BBHA9120D_1-18GHz	Polarity: Vertical
EUT: Communication Module	Power: DC 3.3V
Test Mode: Transmit by 802.11ac-VHT20 at Channel 5500MHz	

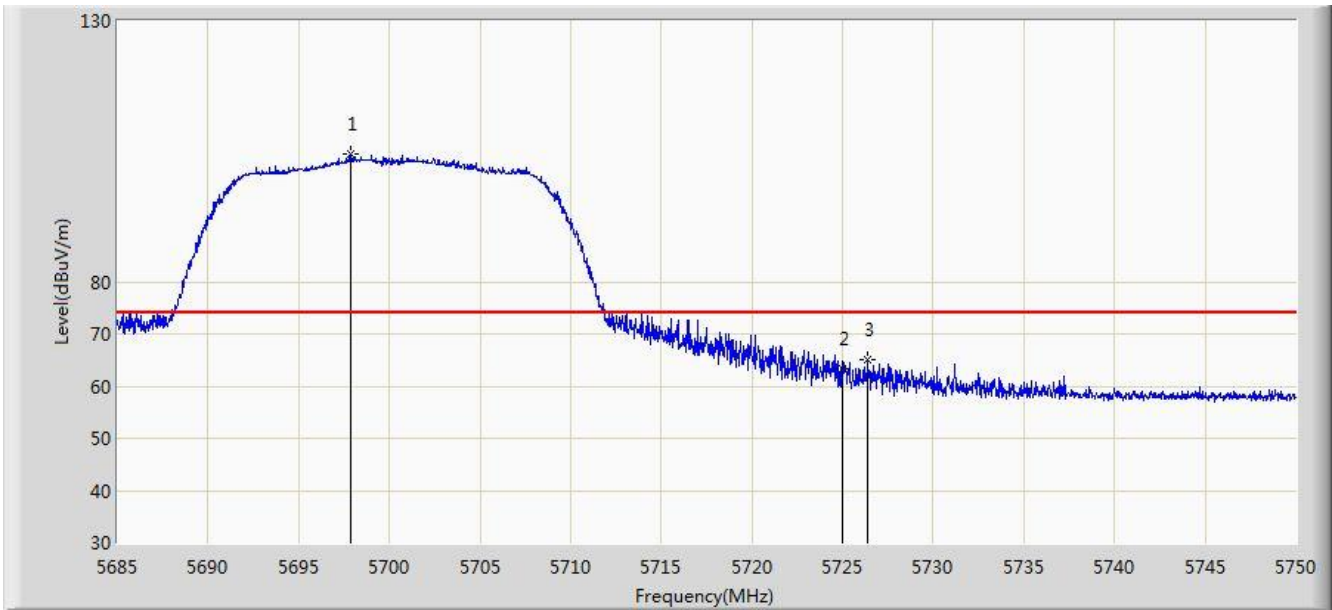


No	Flag	Mark	Frequency (MHz)	Measure Level (dBuV/m)	Reading Level (dBuV)	Over Limit (dB)	Limit (dBuV/m)	Factor (dB)	Type
1			5460.000	45.101	38.648	-8.899	54.000	6.452	AV
2		*	5500.920	85.377	78.956	N/A	N/A	6.421	AV

Note: Measure Level (dBμV/m) = Reading Level (dBμV) + Factor (dB)

Factor (dB) = Cable Loss (dB) + Antenna Factor (dB/m) - Pre\_Amplifier Gain (dB)

Site: AC1	Time: 2018/03/08 - 05:50
Limit: FCC_Part15.209_RE(3m)	Engineer: Jone Zhang
Probe: BBHA9120D_1-18GHz	Polarity: Horizontal
EUT: Communication Module	Power: DC 3.3V
Test Mode: Transmit by 802.11ac-VHT20 at Channel 5700MHz	

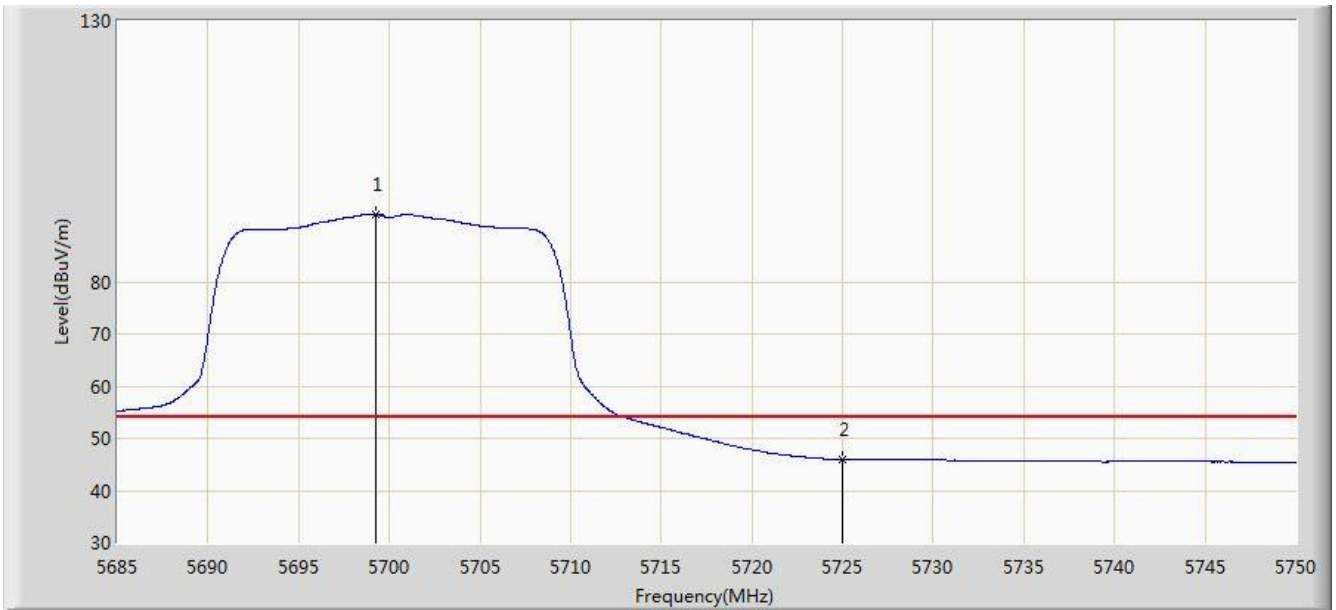


No	Flag	Mark	Frequency (MHz)	Measure Level (dBuV/m)	Reading Level (dBuV)	Over Limit (dB)	Limit (dBuV/m)	Factor (dB)	Type
1		*	5697.902	104.438	97.463	N/A	N/A	6.975	PK
2			5725.000	63.423	56.258	-10.577	74.000	7.165	PK
3			5726.405	65.002	57.822	-8.998	74.000	7.179	PK

Note: Measure Level (dB $\mu$ V/m) = Reading Level (dB $\mu$ V) + Factor (dB)

Factor (dB) = Cable Loss (dB) + Antenna Factor (dB/m) - Pre\_Amplifier Gain (dB)

Site: AC1	Time: 2018/03/08 - 05:53
Limit: FCC_Part15.209_RE(3m)	Engineer: Jone Zhang
Probe: BBHA9120D_1-18GHz	Polarity: Horizontal
EUT: Communication Module	Power: DC 3.3V
Test Mode: Transmit by 802.11ac-VHT20 at Channel 5700MHz	

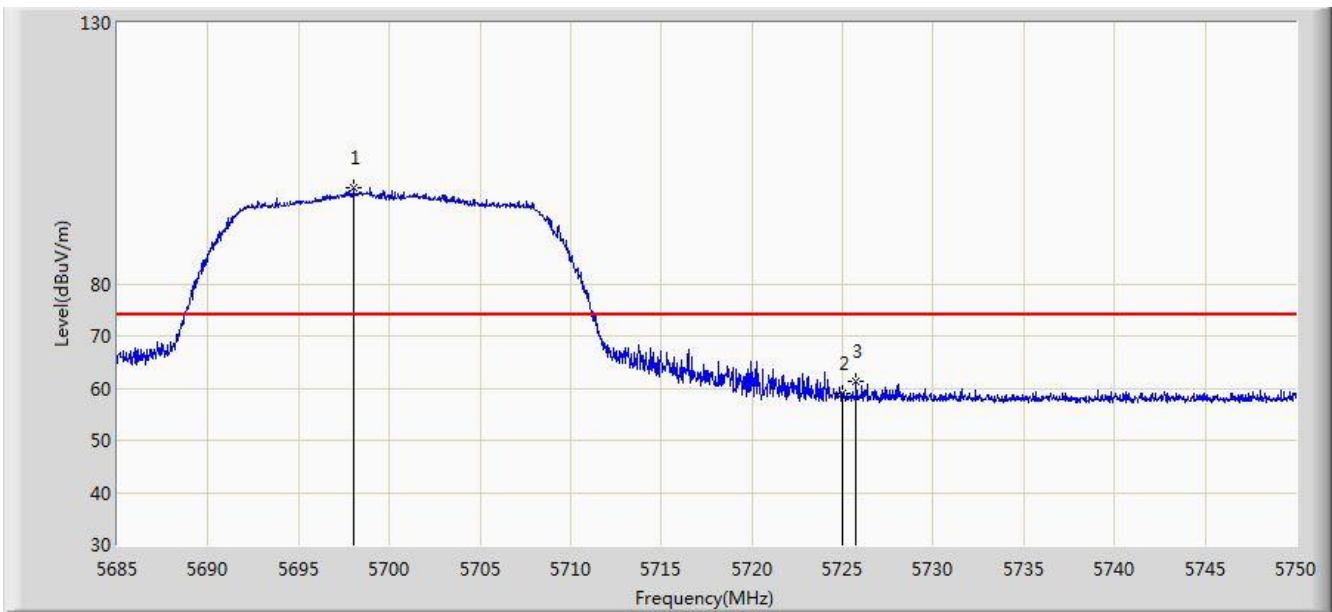


No	Flag	Mark	Frequency (MHz)	Measure Level (dBuV/m)	Reading Level (dBuV)	Over Limit (dB)	Limit (dBuV/m)	Factor (dB)	Type
1		*	5699.235	92.899	85.922	N/A	N/A	6.977	AV
2			5725.000	45.922	38.757	-8.078	54.000	7.165	AV

Note: Measure Level (dB $\mu$ V/m) = Reading Level (dB $\mu$ V) + Factor (dB)

Factor (dB) = Cable Loss (dB) + Antenna Factor (dB/m) - Pre\_Amplifier Gain (dB)

Site: AC1	Time: 2018/03/08 - 05:54
Limit: FCC_Part15.209_RE(3m)	Engineer: Jone Zhang
Probe: BBHA9120D_1-18GHz	Polarity: Vertical
EUT: Communication Module	Power: DC 3.3V
Test Mode: Transmit by 802.11ac-VHT20 at Channel 5700MHz	

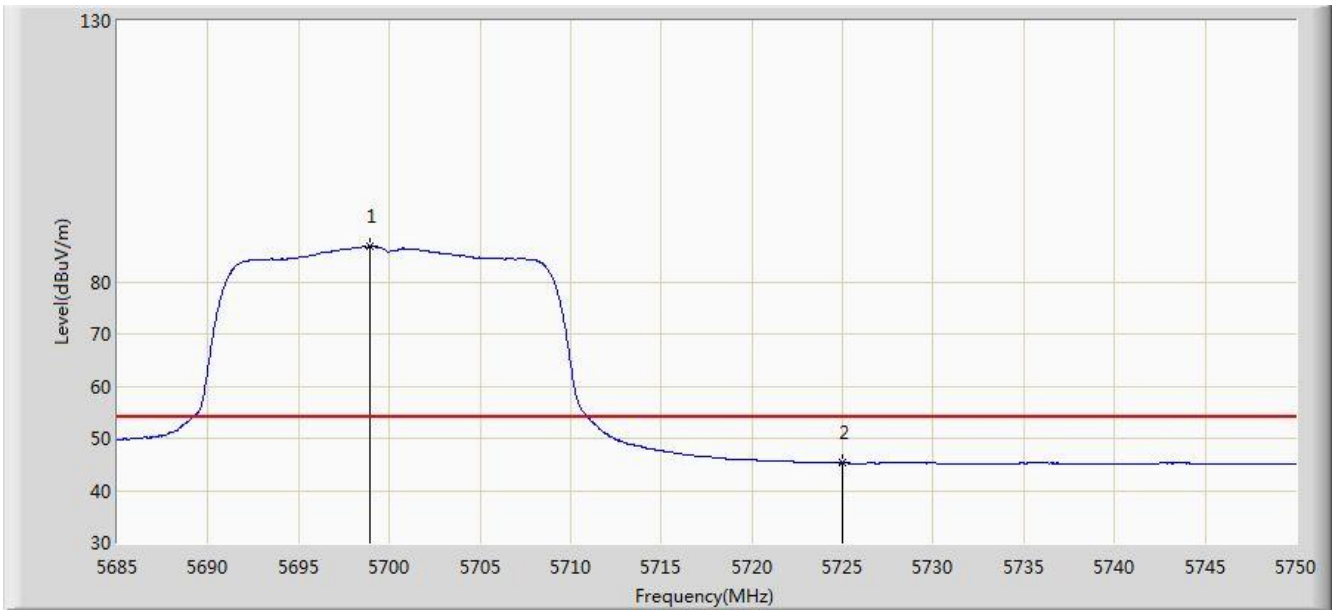


No	Flag	Mark	Frequency (MHz)	Measure Level (dBuV/m)	Reading Level (dBuV)	Over Limit (dB)	Limit (dBuV/m)	Factor (dB)	Type
1		*	5698.033	98.263	91.288	N/A	N/A	6.975	PK
2			5725.000	58.910	51.745	-15.090	74.000	7.165	PK
3			5725.755	61.200	54.027	-12.800	74.000	7.173	PK

Note: Measure Level (dB $\mu$ V/m) = Reading Level (dB $\mu$ V) + Factor (dB)

Factor (dB) = Cable Loss (dB) + Antenna Factor (dB/m) - Pre\_Amplifier Gain (dB)

Site: AC1	Time: 2018/03/08 - 05:56
Limit: FCC_Part15.209_RE(3m)	Engineer: Jone Zhang
Probe: BBHA9120D_1-18GHz	Polarity: Vertical
EUT: Communication Module	Power: DC 3.3V
Test Mode: Transmit by 802.11ac-VHT20 at Channel 5700MHz	

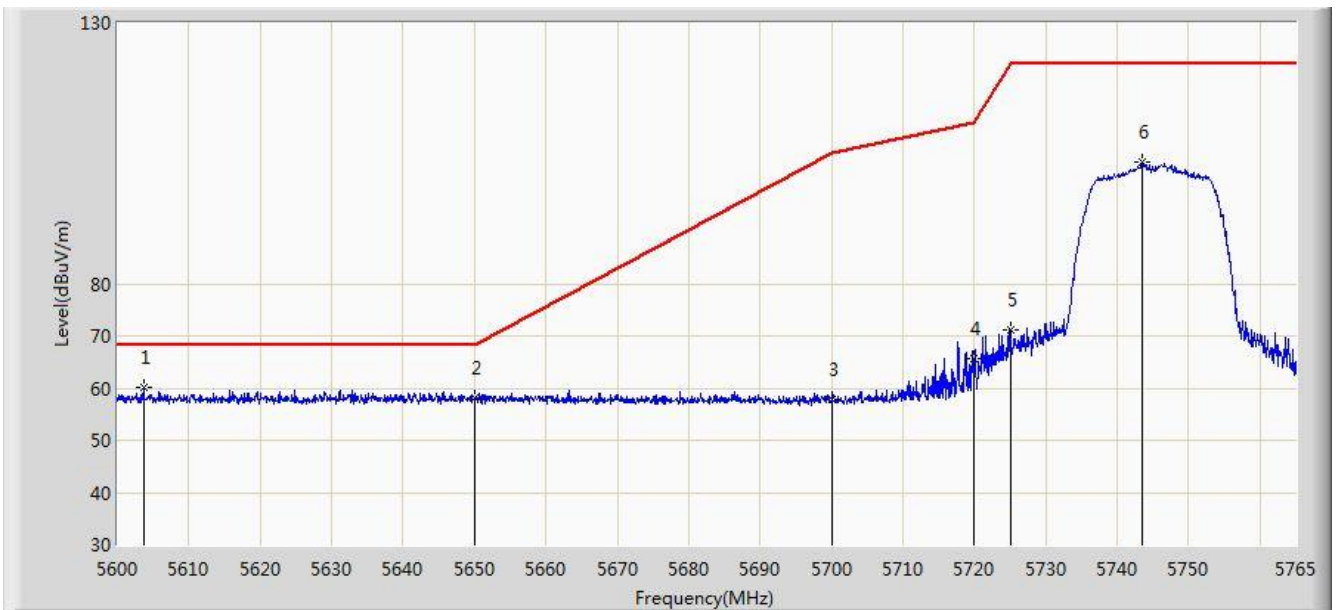


No	Flag	Mark	Frequency (MHz)	Measure Level (dBuV/m)	Reading Level (dBuV)	Over Limit (dB)	Limit (dBuV/m)	Factor (dB)	Type
1		*	5698.910	86.699	79.723	N/A	N/A	6.977	AV
2			5725.000	45.218	38.053	-8.782	54.000	7.165	AV

Note: Measure Level (dBμV/m) = Reading Level (dBμV) + Factor (dB)

Factor (dB) = Cable Loss (dB) + Antenna Factor (dB/m) - Pre\_Amplifier Gain (dB)

Site: AC1	Time: 2018/03/08 - 05:57
Limit: FCC_Part15.407_RE(3m)	Engineer: Jone Zhang
Probe: BBHA9120D_1-18GHz	Polarity: Horizontal
EUT: Communication Module	Power: DC 3.3V
Test Mode: Transmit by 802.11ac-VHT20 at Channel 5745MHz	

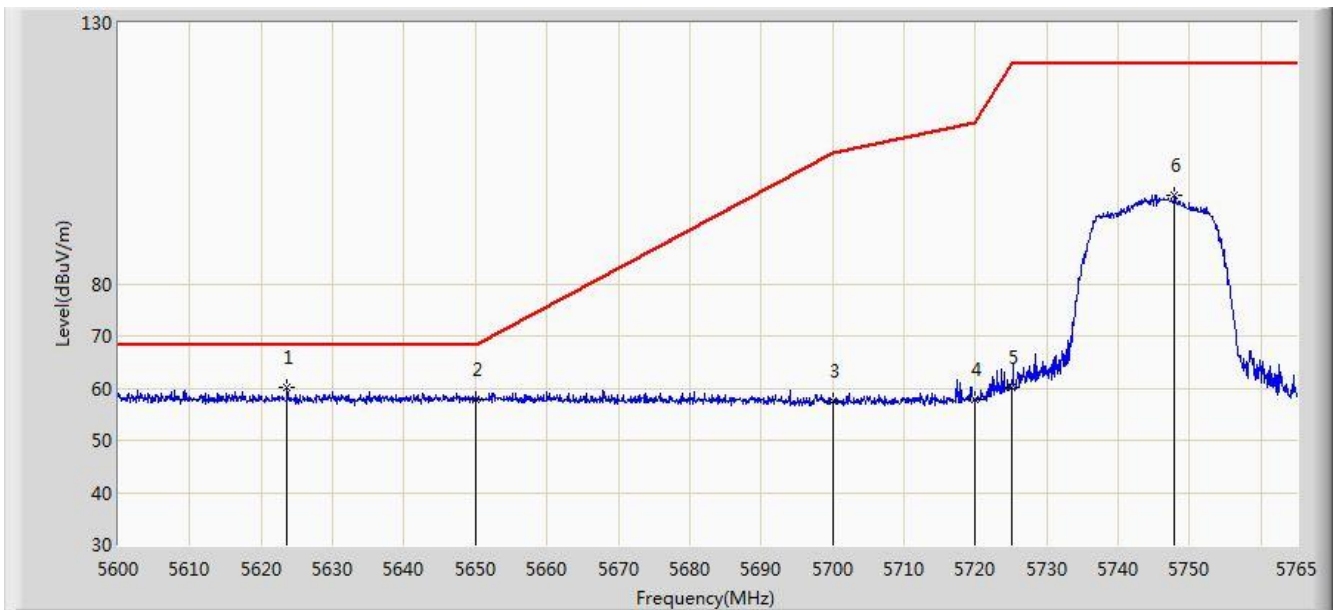


No	Flag	Mark	Frequency (MHz)	Measure Level (dBuV/m)	Reading Level (dBuV)	Over Limit (dB)	Limit (dBuV/m)	Factor (dB)	Type
1		*	5603.630	60.078	53.410	-8.122	68.200	6.668	PK
2			5650.000	58.135	51.152	-10.065	68.200	6.983	PK
3			5700.000	57.880	50.902	-47.320	105.200	6.978	PK
4			5720.000	65.750	58.636	-45.050	110.800	7.114	PK
5			5725.000	71.158	63.993	-51.042	122.200	7.165	PK
6			5743.467	103.215	95.873	N/A	N/A	7.342	PK

Note: Measure Level (dBμV/m) = Reading Level (dBμV) + Factor (dB)

Factor (dB) = Cable Loss (dB) + Antenna Factor (dB/m) - Pre\_Amplifier Gain (dB)

Site: AC1	Time: 2018/03/08 - 06:00
Limit: FCC_Part15.407_RE(3m)	Engineer: Jone Zhang
Probe: BBHA9120D_1-18GHz	Polarity: Vertical
EUT: Communication Module	Power: DC 3.3V
Test Mode: Transmit by 802.11ac-VHT20 at Channel 5745MHz	

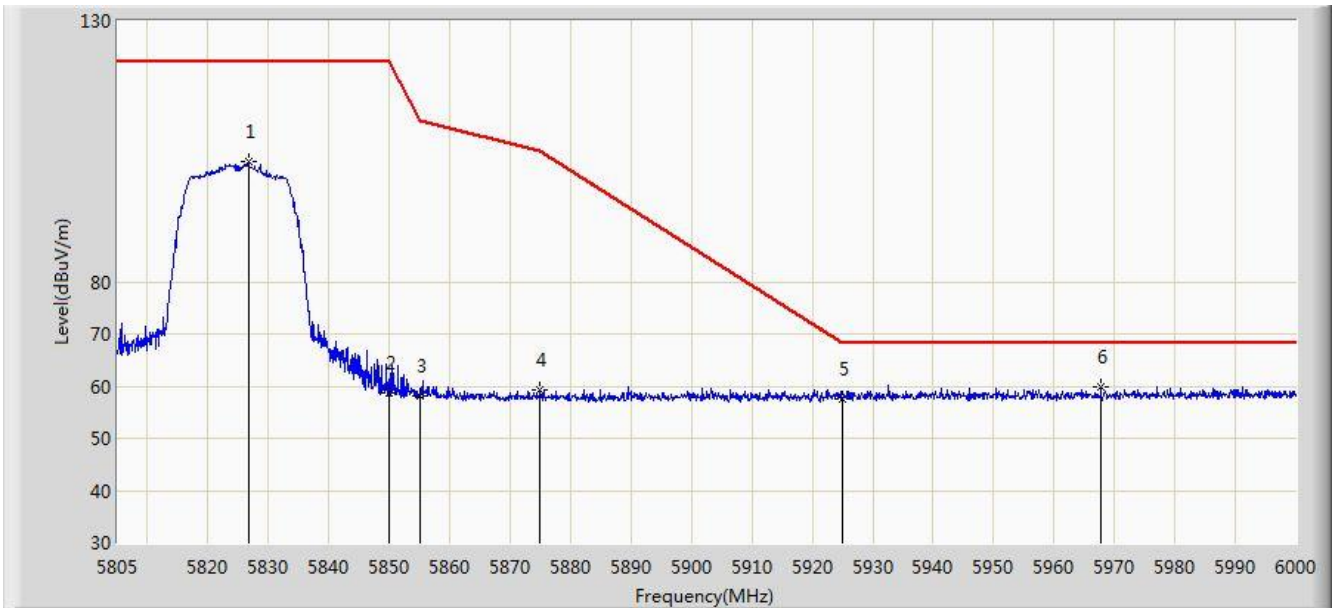


No	Flag	Mark	Frequency (MHz)	Measure Level (dBuV/m)	Reading Level (dBuV)	Over Limit (dB)	Limit (dBuV/m)	Factor (dB)	Type
1		*	5623.595	60.087	53.299	-8.113	68.200	6.787	PK
2			5650.000	57.817	50.834	-10.383	68.200	6.983	PK
3			5700.000	57.487	50.509	-47.713	105.200	6.978	PK
4			5720.000	57.884	50.770	-52.916	110.800	7.114	PK
5			5725.000	60.278	53.113	-61.922	122.200	7.165	PK
6			5747.922	97.096	89.723	N/A	N/A	7.373	PK

Note: Measure Level (dBμV/m) = Reading Level (dBμV) + Factor (dB)

Factor (dB) = Cable Loss (dB) + Antenna Factor (dB/m) - Pre\_Amplifier Gain (dB)

Site: AC1	Time: 2018/03/08 - 06:02
Limit: FCC_Part15.407_RE(3m)	Engineer: Jone Zhang
Probe: BBHA9120D_1-18GHz	Polarity: Horizontal
EUT: Communication Module	Power: DC 3.3V
Test Mode: Transmit by 802.11ac-VHT20 at Channel 5825MHz	



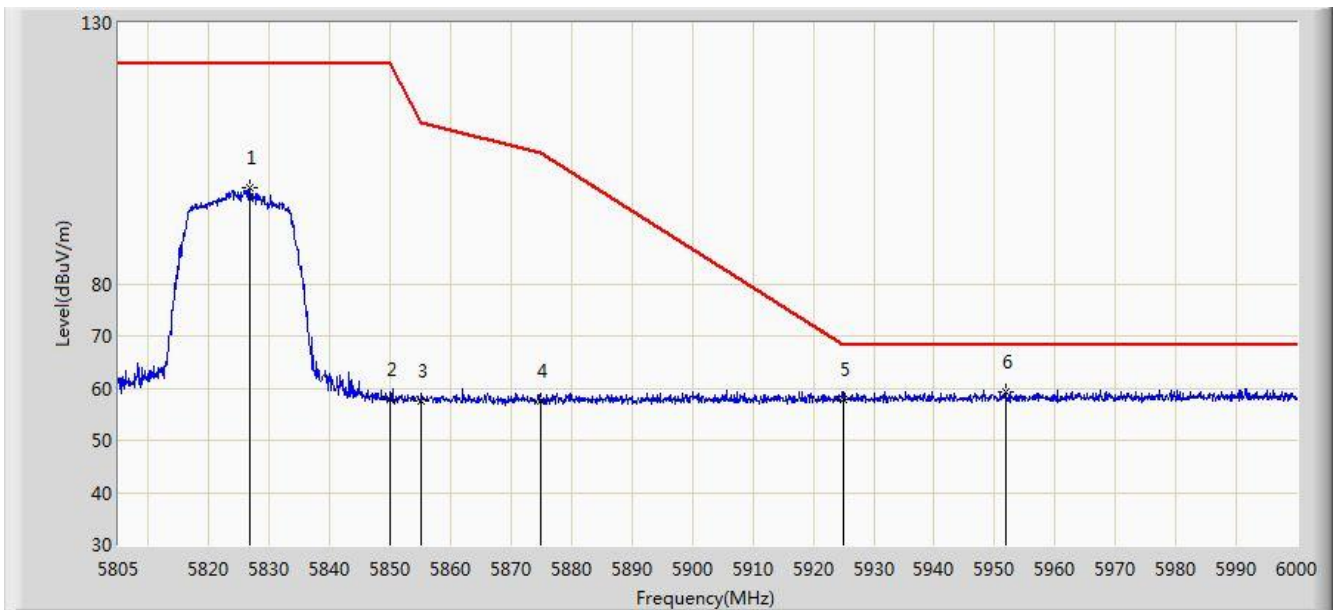
No	Flag	Mark	Frequency (MHz)	Measure Level (dBuV/m)	Reading Level (dBuV)	Over Limit (dB)	Limit (dBuV/m)	Factor (dB)	Type
1			5826.645	103.169	95.412	N/A	N/A	7.757	PK
2			5850.000	58.607	50.708	-63.593	122.200	7.899	PK
3			5855.000	58.055	50.149	-52.745	110.800	7.905	PK
4			5875.000	59.251	51.343	-45.949	105.200	7.909	PK
5			5925.000	57.659	49.626	-10.541	68.200	8.033	PK
6		*	5967.728	59.989	51.892	-8.211	68.200	8.097	PK

Note: Measure Level (dBμV/m) = Reading Level (dBμV) + Factor (dB)

Factor (dB) = Cable Loss (dB) + Antenna Factor (dB/m) - Pre\_Amplifier Gain (dB)



Site: AC1	Time: 2018/03/08 - 06:04
Limit: FCC_Part15.407_RE(3m)	Engineer: Jone Zhang
Probe: BBHA9120D_1-18GHz	Polarity: Vertical
EUT: Communication Module	Power: DC 3.3V
Test Mode: Transmit by 802.11ac-VHT20 at Channel 5825MHz	

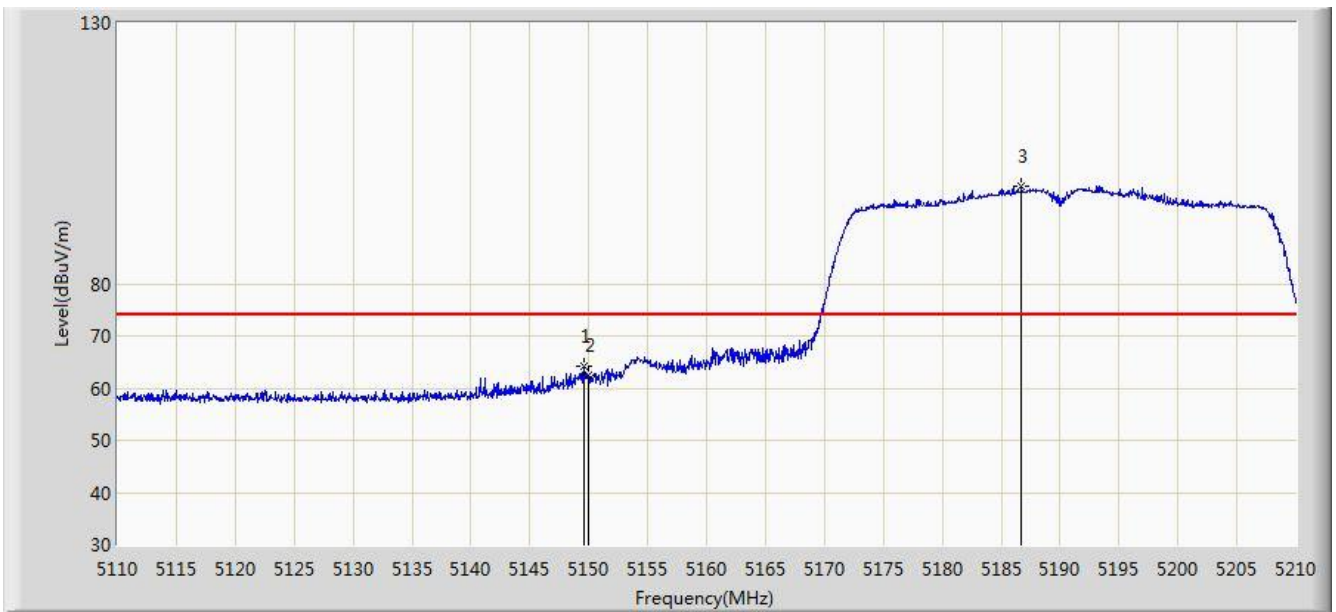


No	Flag	Mark	Frequency (MHz)	Measure Level (dBuV/m)	Reading Level (dBuV)	Over Limit (dB)	Limit (dBuV/m)	Factor (dB)	Type
1			5826.743	98.281	90.523	N/A	N/A	7.759	PK
2			5850.000	57.849	49.950	-64.351	122.200	7.899	PK
3			5855.000	57.523	49.617	-53.277	110.800	7.905	PK
4			5875.000	57.598	49.690	-47.602	105.200	7.909	PK
5			5925.000	57.761	49.728	-10.439	68.200	8.033	PK
6		*	5951.835	59.349	51.258	-8.851	68.200	8.091	PK

Note: Measure Level (dB $\mu$ V/m) = Reading Level (dB $\mu$ V) + Factor (dB)

Factor (dB) = Cable Loss (dB) + Antenna Factor (dB/m) - Pre\_Amplifier Gain (dB)

Site: AC1	Time: 2018/03/08 - 06:06
Limit: FCC_Part15.209_RE(3m)	Engineer: Jone Zhang
Probe: BBHA9120D_1-18GHz	Polarity: Horizontal
EUT: Communication Module	Power: DC 3.3V
Test Mode: Transmit by 802.11ac-VHT40 at Channel 5190MHz	

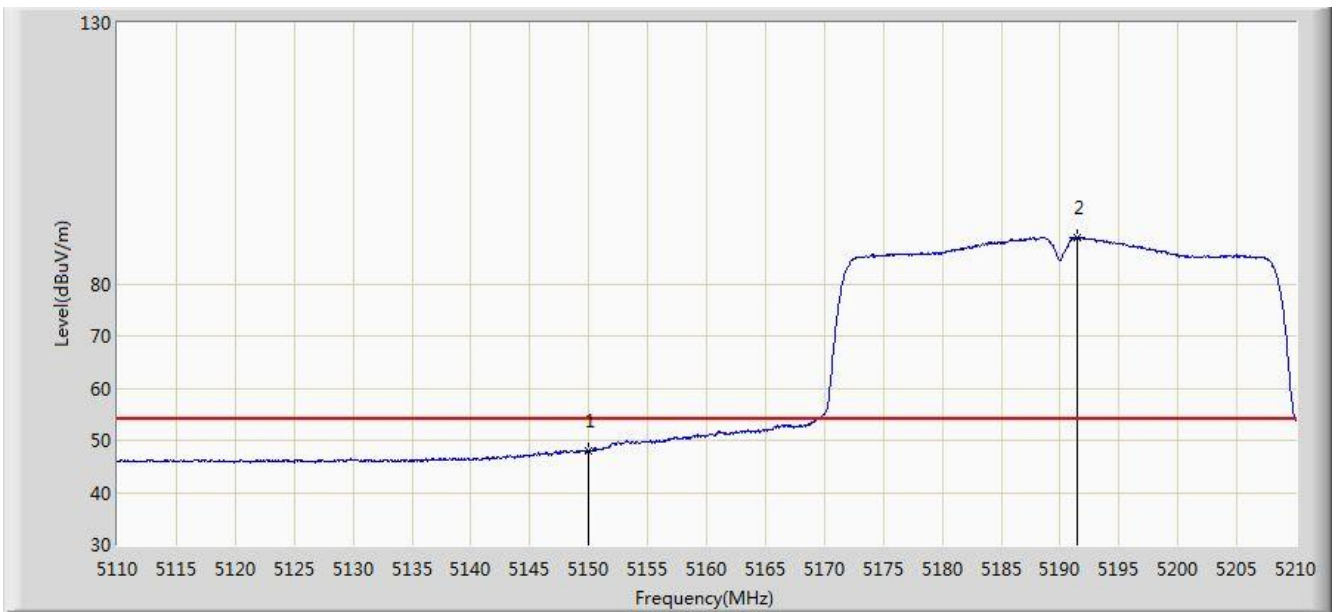


No	Flag	Mark	Frequency (MHz)	Measure Level (dBuV/m)	Reading Level (dBuV)	Over Limit (dB)	Limit (dBuV/m)	Factor (dB)	Type
1			5149.650	64.077	57.955	-9.923	74.000	6.122	PK
2			5150.000	62.437	56.314	-11.563	74.000	6.123	PK
3		*	5186.700	98.708	92.661	N/A	N/A	6.048	PK

Note: Measure Level (dBμV/m) = Reading Level (dBμV) + Factor (dB)

Factor (dB) = Cable Loss (dB) + Antenna Factor (dB/m) - Pre\_Amplifier Gain (dB)

Site: AC1	Time: 2018/03/08 - 06:09
Limit: FCC_Part15.209_RE(3m)	Engineer: Jone Zhang
Probe: BBHA9120D_1-18GHz	Polarity: Horizontal
EUT: Communication Module	Power: DC 3.3V
Test Mode: Transmit by 802.11ac-VHT40 at Channel 5190MHz	

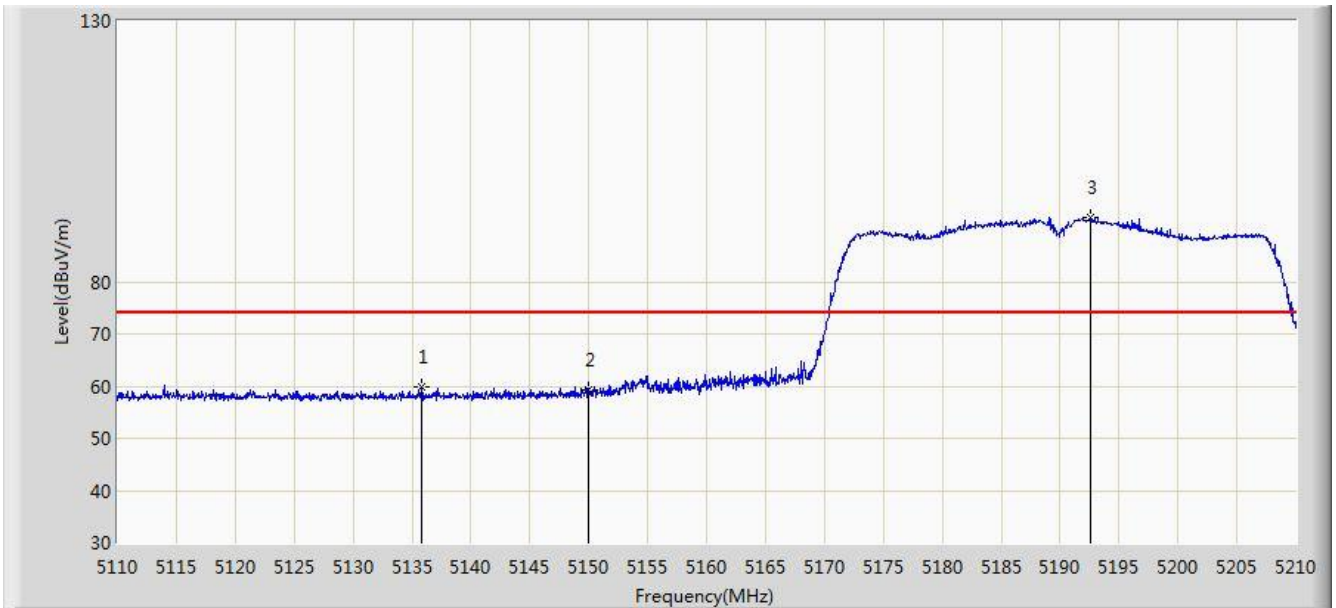


No	Flag	Mark	Frequency (MHz)	Measure Level (dBuV/m)	Reading Level (dBuV)	Over Limit (dB)	Limit (dBuV/m)	Factor (dB)	Type
1			5150.000	47.931	41.808	-6.069	54.000	6.123	AV
2		*	5191.450	88.878	82.868	N/A	N/A	6.009	AV

Note: Measure Level (dBμV/m) = Reading Level (dBμV) + Factor (dB)

Factor (dB) = Cable Loss (dB) + Antenna Factor (dB/m) - Pre\_Amplifier Gain (dB)

Site: AC1	Time: 2018/03/08 - 06:13
Limit: FCC_Part15.209_RE(3m)	Engineer: Jone Zhang
Probe: BBHA9120D_1-18GHz	Polarity: Vertical
EUT: Communication Module	Power: DC 3.3V
Test Mode: Transmit by 802.11ac-VHT40 at Channel 5190MHz	

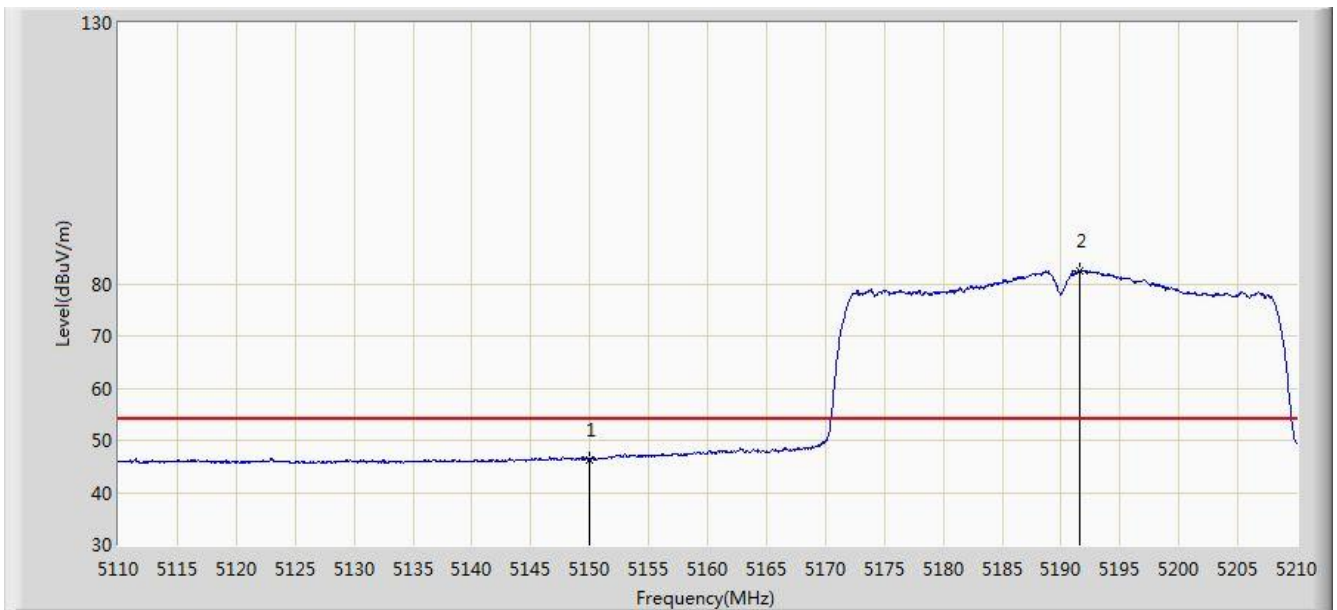


No	Flag	Mark	Frequency (MHz)	Measure Level (dBuV/m)	Reading Level (dBuV)	Over Limit (dB)	Limit (dBuV/m)	Factor (dB)	Type
1			5135.850	59.834	53.750	-14.166	74.000	6.084	PK
2			5150.000	59.272	53.149	-14.728	74.000	6.123	PK
3		*	5192.600	92.419	86.418	N/A	N/A	6.000	PK

Note: Measure Level (dB $\mu$ V/m) = Reading Level (dB $\mu$ V) + Factor (dB)

Factor (dB) = Cable Loss (dB) + Antenna Factor (dB/m) - Pre\_Amplifier Gain (dB)

Site: AC1	Time: 2018/03/08 - 06:15
Limit: FCC_Part15.209_RE(3m)	Engineer: Jone Zhang
Probe: BBHA9120D_1-18GHz	Polarity: Vertical
EUT: Communication Module	Power: DC 3.3V
Test Mode: Transmit by 802.11ac-VHT40 at Channel 5190MHz	

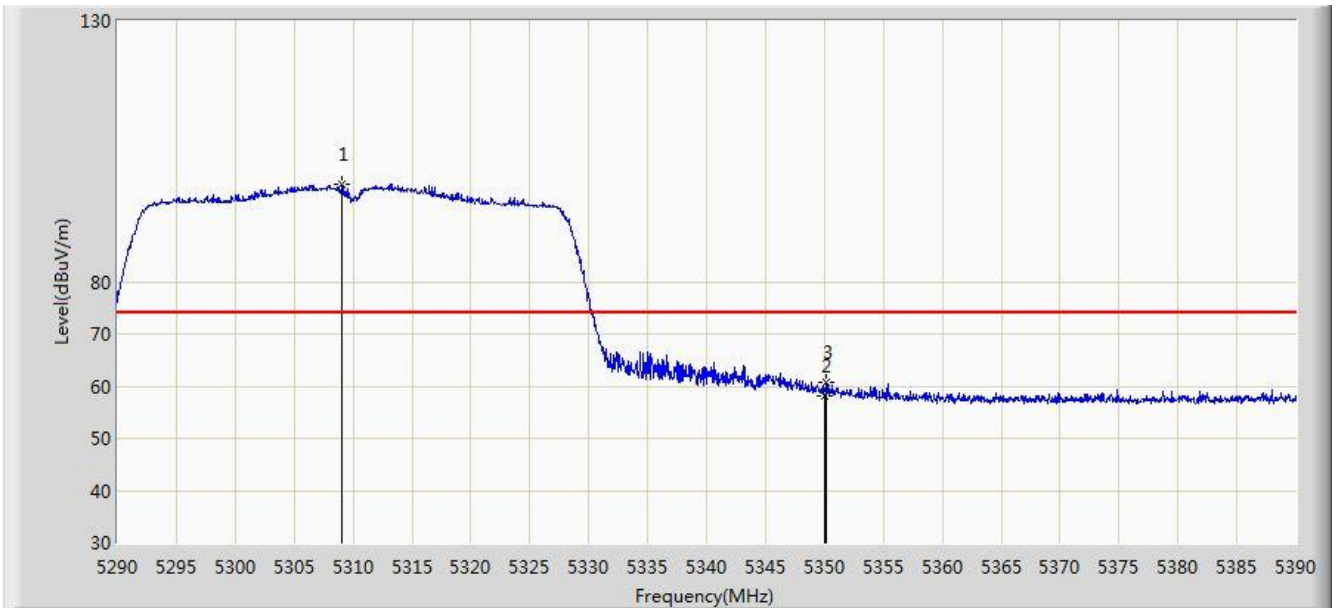


No	Flag	Mark	Frequency (MHz)	Measure Level (dBuV/m)	Reading Level (dBuV)	Over Limit (dB)	Limit (dBuV/m)	Factor (dB)	Type
1			5150.000	46.291	40.168	-7.709	54.000	6.123	AV
2		*	5191.600	82.541	76.532	N/A	N/A	6.009	AV

Note: Measure Level (dB $\mu$ V/m) = Reading Level (dB $\mu$ V) + Factor (dB)

Factor (dB) = Cable Loss (dB) + Antenna Factor (dB/m) - Pre\_Amplifier Gain (dB)

Site: AC1	Time: 2018/03/08 - 06:16
Limit: FCC_Part15.209_RE(3m)	Engineer: Jone Zhang
Probe: BBHA9120D_1-18GHz	Polarity: Horizontal
EUT: Communication Module	Power: DC 3.3V
Test Mode: Transmit by 802.11ac-VHT40 at Channel 5310MHz	

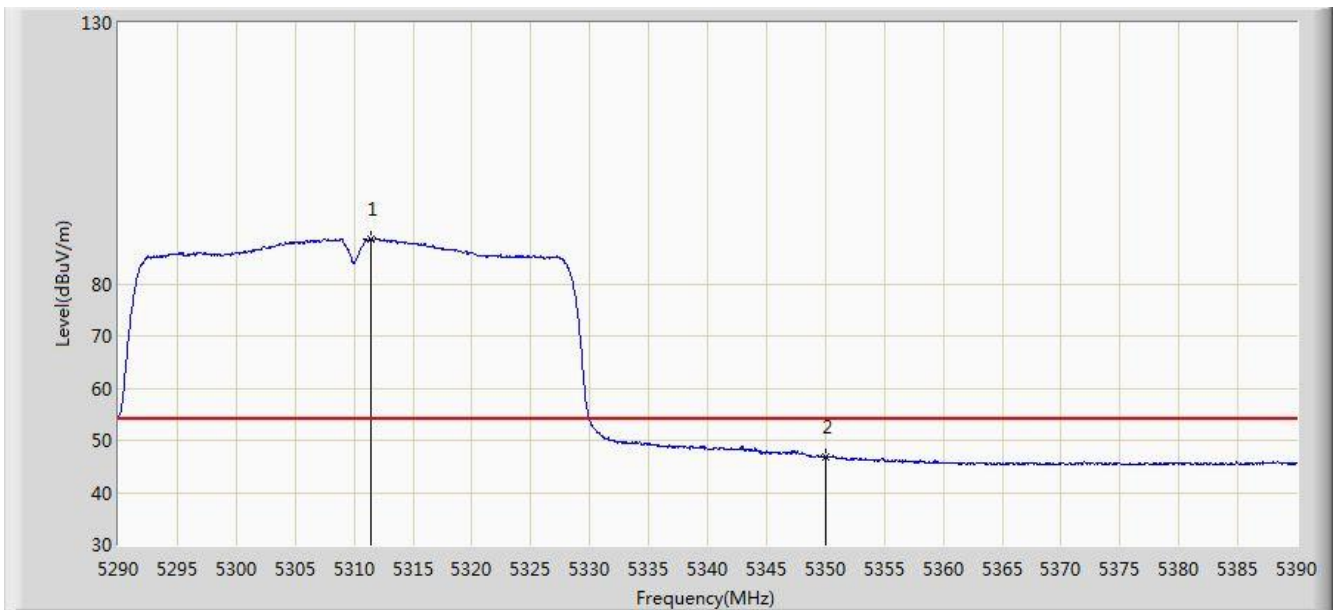


No	Flag	Mark	Frequency (MHz)	Measure Level (dBuV/m)	Reading Level (dBuV)	Over Limit (dB)	Limit (dBuV/m)	Factor (dB)	Type
1		*	5309.100	98.556	92.865	N/A	N/A	5.692	PK
2			5350.000	58.160	52.177	-15.840	74.000	5.983	PK
3			5350.150	60.667	54.683	-13.333	74.000	5.984	PK

Note: Measure Level (dB $\mu$ V/m) = Reading Level (dB $\mu$ V) + Factor (dB)

Factor (dB) = Cable Loss (dB) + Antenna Factor (dB/m) - Pre\_Amplifier Gain (dB)

Site: AC1	Time: 2018/03/08 - 06:19
Limit: FCC_Part15.209_RE(3m)	Engineer: Jone Zhang
Probe: BBHA9120D_1-18GHz	Polarity: Horizontal
EUT: Communication Module	Power: DC 3.3V
Test Mode: Transmit by 802.11ac-VHT40 at Channel 5310MHz	

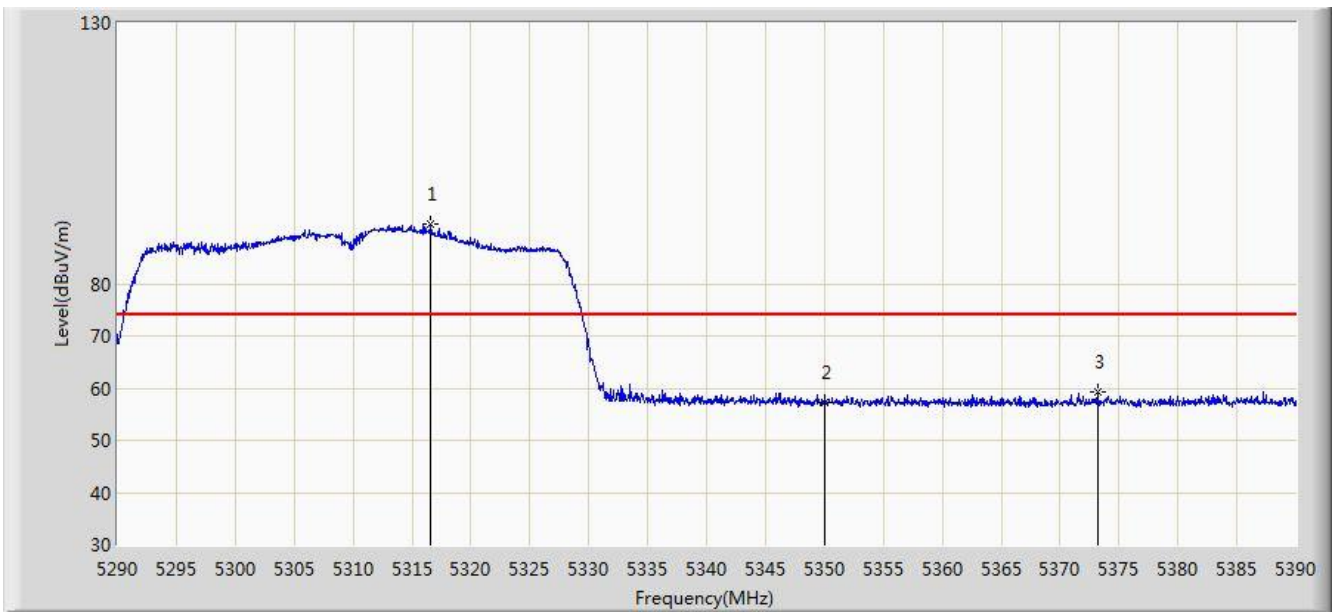


No	Flag	Mark	Frequency (MHz)	Measure Level (dBuV/m)	Reading Level (dBuV)	Over Limit (dB)	Limit (dBuV/m)	Factor (dB)	Type
1		*	5311.450	88.582	82.883	N/A	N/A	5.699	AV
2			5350.000	46.701	40.718	-7.299	54.000	5.983	AV

Note: Measure Level (dB $\mu$ V/m) = Reading Level (dB $\mu$ V) + Factor (dB)

Factor (dB) = Cable Loss (dB) + Antenna Factor (dB/m) - Pre\_Amplifier Gain (dB)

Site: AC1	Time: 2018/03/08 - 06:20
Limit: FCC_Part15.209_RE(3m)	Engineer: Jone Zhang
Probe: BBHA9120D_1-18GHz	Polarity: Vertical
EUT: Communication Module	Power: DC 3.3V
Test Mode: Transmit by 802.11ac-VHT40 at Channel 5310MHz	



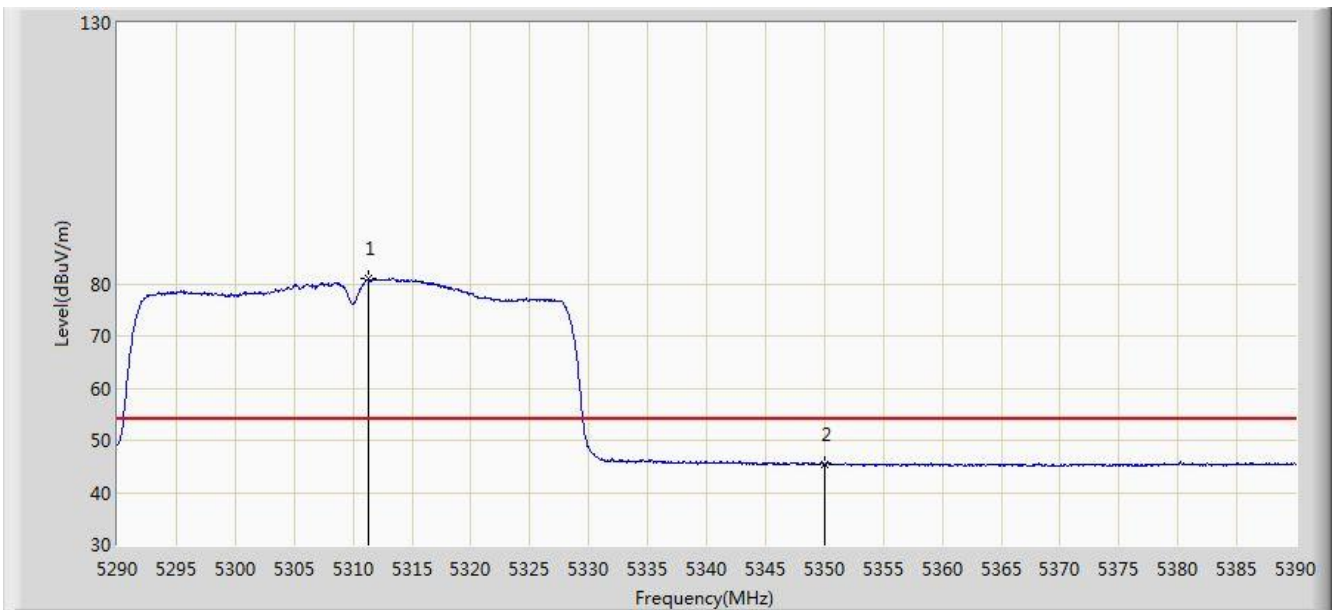
No	Flag	Mark	Frequency (MHz)	Measure Level (dBuV/m)	Reading Level (dBuV)	Over Limit (dB)	Limit (dBuV/m)	Factor (dB)	Type
1		*	5316.600	91.415	85.697	N/A	N/A	5.719	PK
2			5350.000	57.115	51.132	-16.885	74.000	5.983	PK
3			5373.150	59.340	53.239	-14.660	74.000	6.102	PK

Note: Measure Level (dBμV/m) = Reading Level (dBμV) + Factor (dB)

Factor (dB) = Cable Loss (dB) + Antenna Factor (dB/m) - Pre\_Amplifier Gain (dB)



Site: AC1	Time: 2018/03/08 - 06:22
Limit: FCC_Part15.209_RE(3m)	Engineer: Jone Zhang
Probe: BBHA9120D_1-18GHz	Polarity: Vertical
EUT: Communication Module	Power: DC 3.3V
Test Mode: Transmit by 802.11ac-VHT40 at Channel 5310MHz	

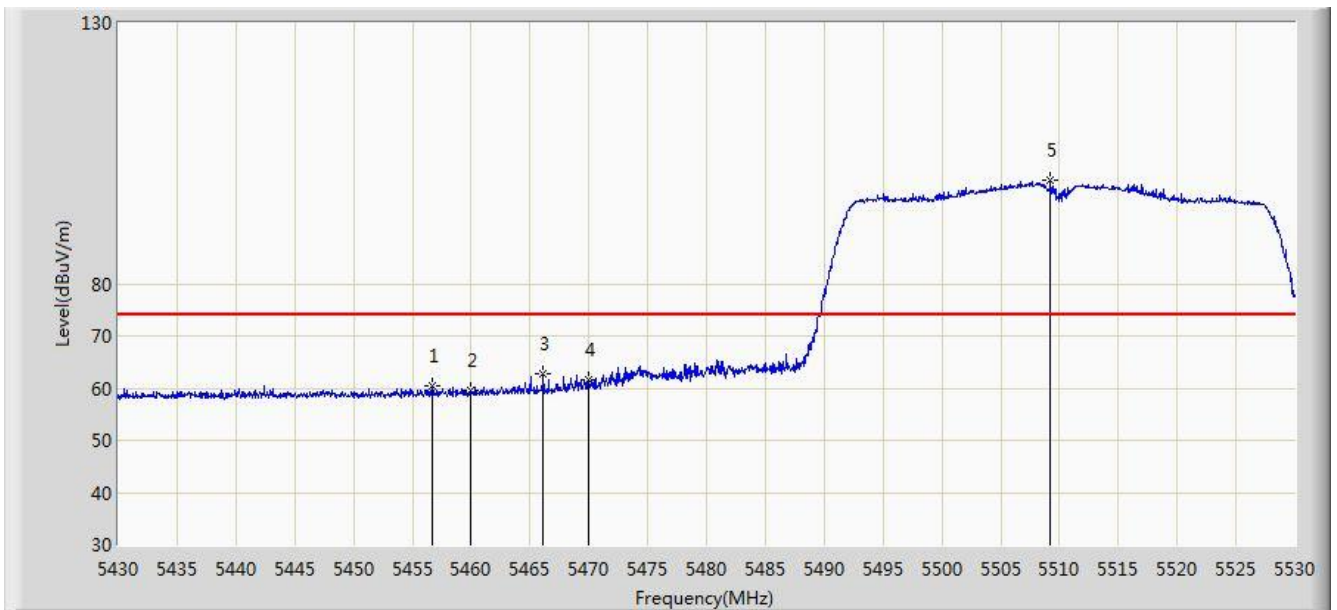


No	Flag	Mark	Frequency (MHz)	Measure Level (dBuV/m)	Reading Level (dBuV)	Over Limit (dB)	Limit (dBuV/m)	Factor (dB)	Type
1		*	5311.250	80.968	75.270	N/A	N/A	5.699	AV
2			5350.000	45.465	39.482	-8.535	54.000	5.983	AV

Note: Measure Level (dB $\mu$ V/m) = Reading Level (dB $\mu$ V) + Factor (dB)

Factor (dB) = Cable Loss (dB) + Antenna Factor (dB/m) - Pre\_Amplifier Gain (dB)

Site: AC1	Time: 2018/03/08 - 06:23
Limit: FCC_Part15.209_RE(3m)	Engineer: Jone Zhang
Probe: BBHA9120D_1-18GHz	Polarity: Horizontal
EUT: Communication Module	Power: DC 3.3V
Test Mode: Transmit by 802.11ac-VHT40 at Channel 5510MHz	

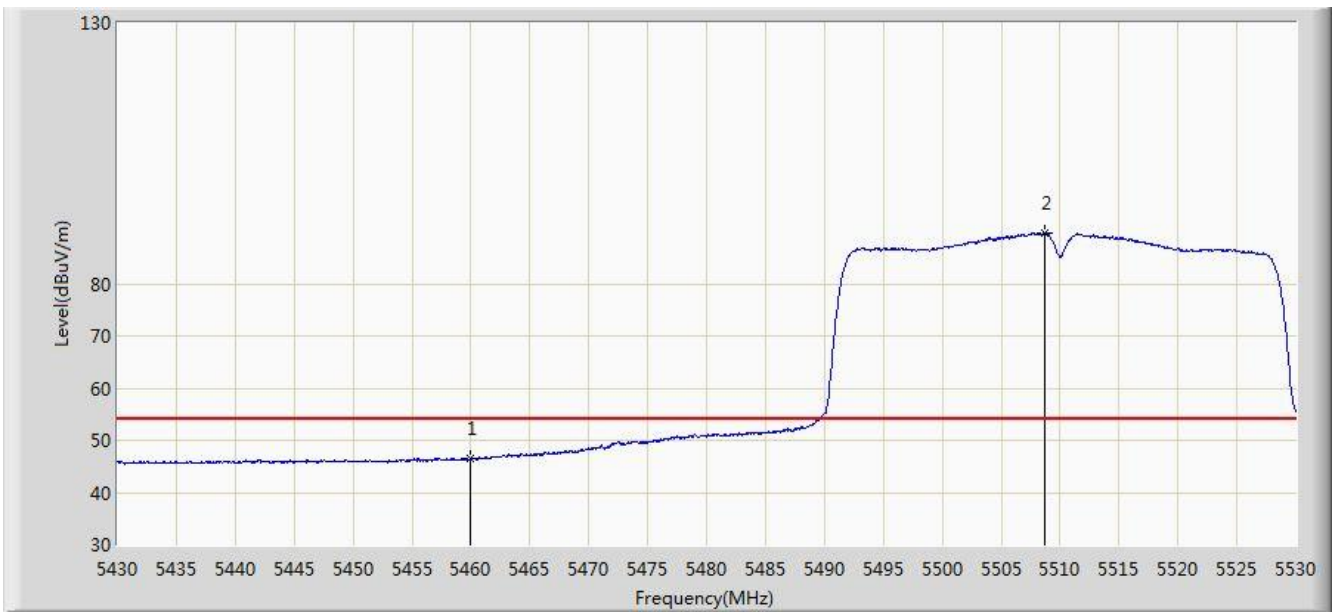


No	Flag	Mark	Frequency (MHz)	Measure Level (dBuV/m)	Reading Level (dBuV)	Over Limit (dB)	Limit (dBuV/m)	Factor (dB)	Type
1			5456.750	60.324	53.871	-13.676	74.000	6.453	PK
2			5460.000	59.563	53.110	-14.437	74.000	6.452	PK
3			5466.100	62.799	56.348	-5.401	68.200	6.451	PK
4			5470.000	61.586	55.136	-6.614	68.200	6.451	PK
5		*	5509.200	99.889	93.441	N/A	N/A	6.448	PK

Note: Measure Level (dB $\mu$ V/m) = Reading Level (dB $\mu$ V) + Factor (dB)

Factor (dB) = Cable Loss (dB) + Antenna Factor (dB/m) - Pre\_Amplifier Gain (dB)

Site: AC1	Time: 2018/03/08 - 06:48
Limit: FCC_Part15.209_RE(3m)	Engineer: Jone Zhang
Probe: BBHA9120D_1-18GHz	Polarity: Horizontal
EUT: Communication Module	Power: DC 3.3V
Test Mode: Transmit by 802.11ac-VHT40 at Channel 5510MHz	

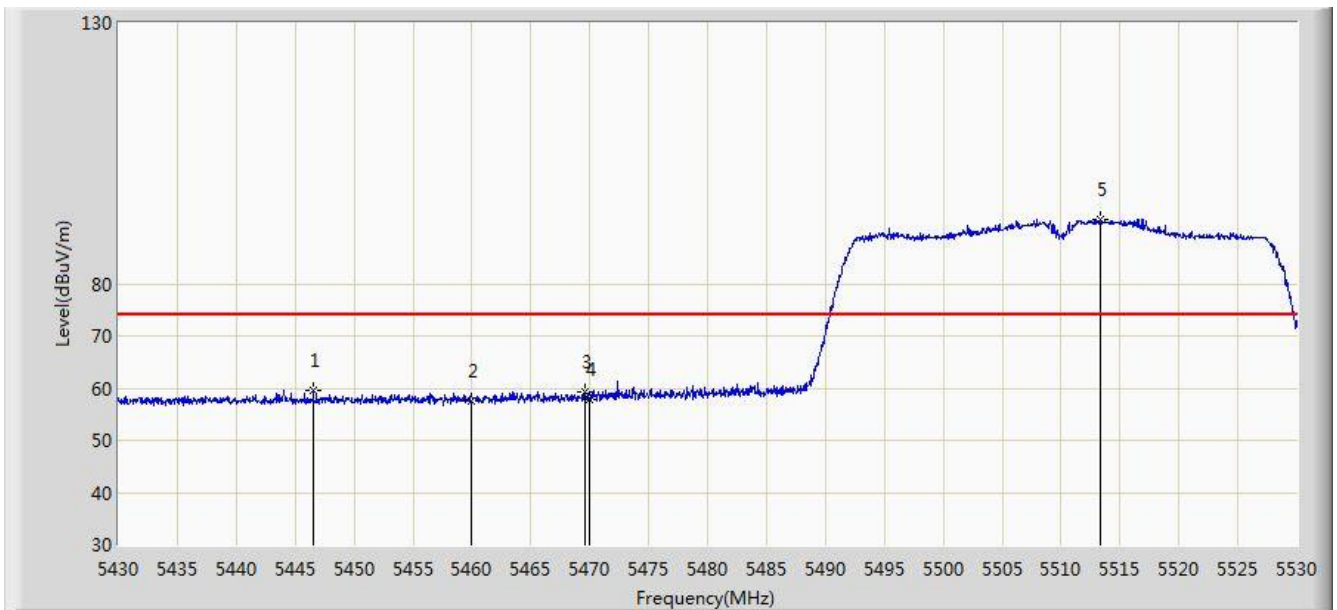


No	Flag	Mark	Frequency (MHz)	Measure Level (dBuV/m)	Reading Level (dBuV)	Over Limit (dB)	Limit (dBuV/m)	Factor (dB)	Type
1			5460.000	46.651	40.198	-7.349	54.000	6.452	AV
2		*	5508.700	89.790	83.345	N/A	N/A	6.445	AV

Note: Measure Level (dBμV/m) = Reading Level (dBμV) + Factor (dB)

Factor (dB) = Cable Loss (dB) + Antenna Factor (dB/m) - Pre\_Amplifier Gain (dB)

Site: AC1	Time: 2018/03/08 - 06:49
Limit: FCC_Part15.209_RE(3m)	Engineer: Jone Zhang
Probe: BBHA9120D_1-18GHz	Polarity: Vertical
EUT: Communication Module	Power: DC 3.3V
Test Mode: Transmit by 802.11ac-VHT40 at Channel 5510MHz	

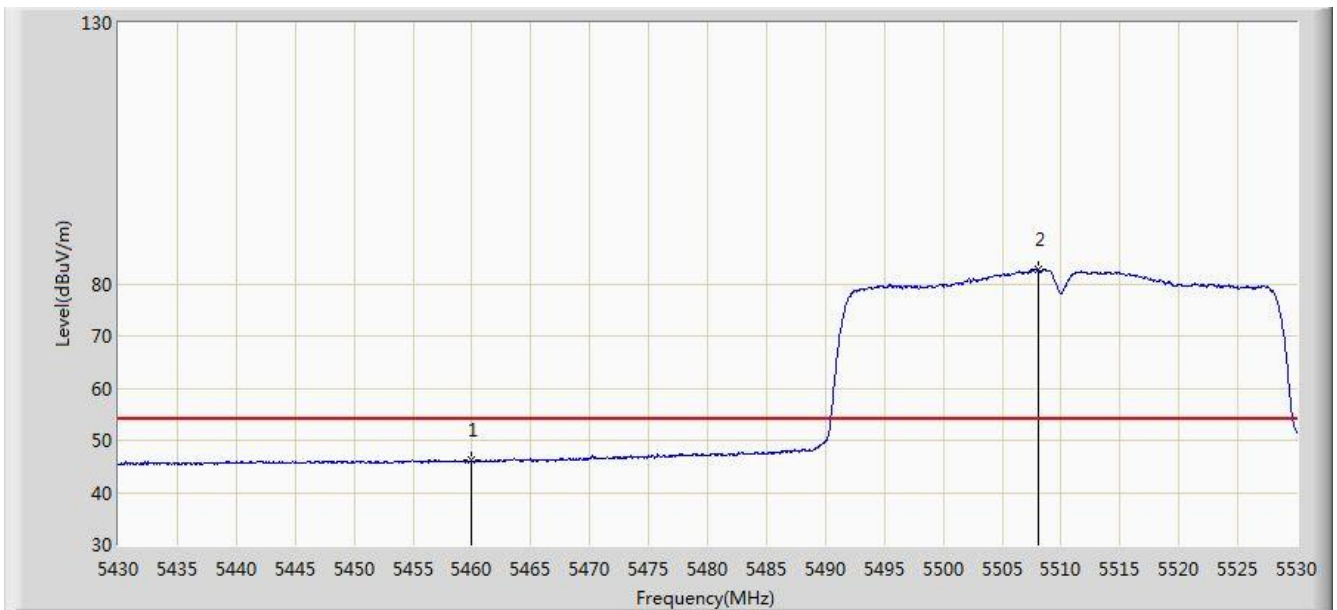


No	Flag	Mark	Frequency (MHz)	Measure Level (dBuV/m)	Reading Level (dBuV)	Over Limit (dB)	Limit (dBuV/m)	Factor (dB)	Type
1			5446.550	59.685	53.282	-14.315	74.000	6.403	PK
2			5460.000	57.538	51.085	-16.462	74.000	6.452	PK
3			5469.650	59.325	52.875	-8.875	68.200	6.450	PK
4			5470.000	57.795	51.345	-10.405	68.200	6.451	PK
5		*	5513.300	92.360	85.891	N/A	N/A	6.469	PK

Note: Measure Level (dB $\mu$ V/m) = Reading Level (dB $\mu$ V) + Factor (dB)

Factor (dB) = Cable Loss (dB) + Antenna Factor (dB/m) - Pre\_Amplifier Gain (dB)

Site: AC1	Time: 2018/03/08 - 06:52
Limit: FCC_Part15.209_RE(3m)	Engineer: Jone Zhang
Probe: BBHA9120D_1-18GHz	Polarity: Vertical
EUT: Communication Module	Power: DC 3.3V
Test Mode: Transmit by 802.11ac-VHT40 at Channel 5510MHz	

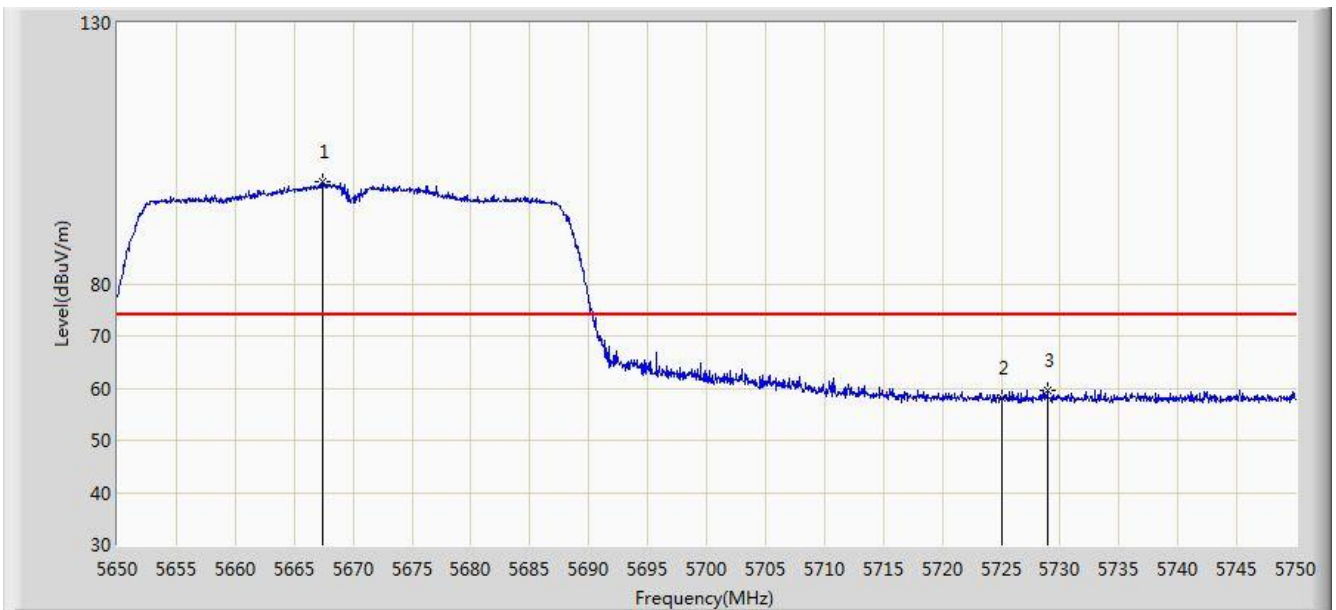


No	Flag	Mark	Frequency (MHz)	Measure Level (dBuV/m)	Reading Level (dBuV)	Over Limit (dB)	Limit (dBuV/m)	Factor (dB)	Type
1			5460.000	46.174	39.721	-7.826	54.000	6.452	AV
2		*	5508.050	82.651	76.209	N/A	N/A	6.442	AV

Note: Measure Level (dB $\mu$ V/m) = Reading Level (dB $\mu$ V) + Factor (dB)

Factor (dB) = Cable Loss (dB) + Antenna Factor (dB/m) - Pre\_Amplifier Gain (dB)

Site: AC1	Time: 2018/03/08 - 06:53
Limit: FCC_Part15.209_RE(3m)	Engineer: Jone Zhang
Probe: BBHA9120D_1-18GHz	Polarity: Horizontal
EUT: Communication Module	Power: DC 3.3V
Test Mode: Transmit by 802.11ac-VHT40 at Channel 5670MHz	

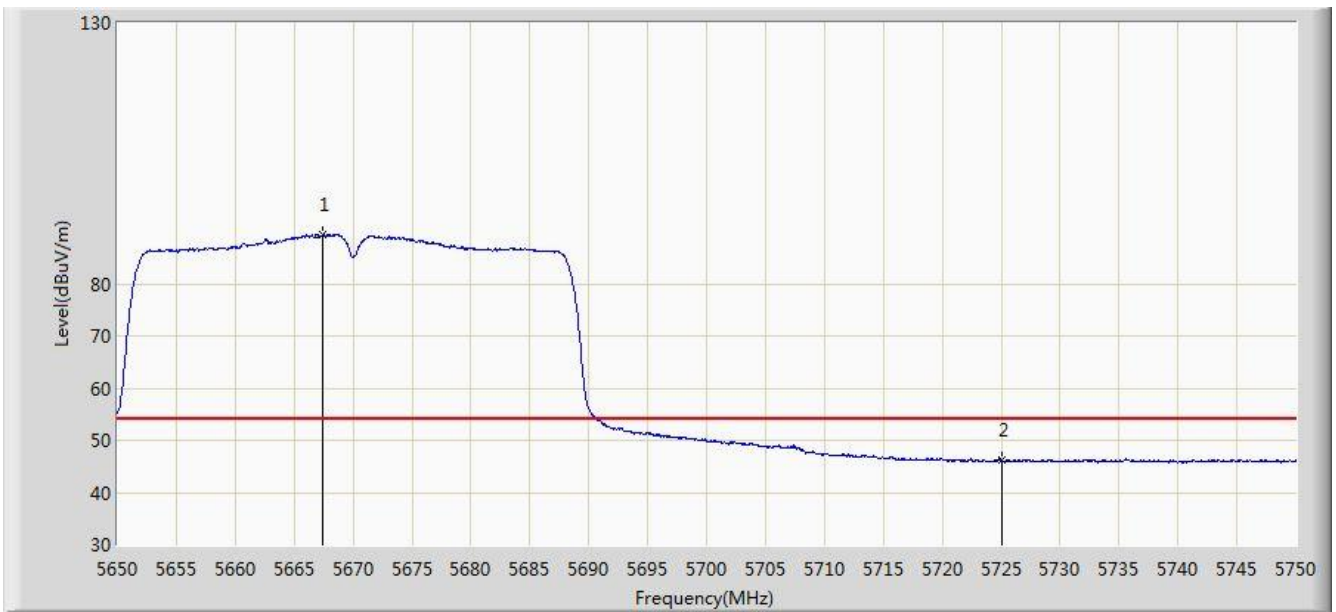


No	Flag	Mark	Frequency (MHz)	Measure Level (dBuV/m)	Reading Level (dBuV)	Over Limit (dB)	Limit (dBuV/m)	Factor (dB)	Type
1		*	5667.400	99.665	92.652	N/A	N/A	7.013	PK
2			5725.000	58.105	50.940	-15.895	74.000	7.165	PK
3			5728.900	59.446	52.242	-14.554	74.000	7.204	PK

Note: Measure Level (dBμV/m) = Reading Level (dBμV) + Factor (dB)

Factor (dB) = Cable Loss (dB) + Antenna Factor (dB/m) - Pre\_Amplifier Gain (dB)

Site: AC1	Time: 2018/03/08 - 06:56
Limit: FCC_Part15.209_RE(3m)	Engineer: Jone Zhang
Probe: BBHA9120D_1-18GHz	Polarity: Horizontal
EUT: Communication Module	Power: DC 3.3V
Test Mode: Transmit by 802.11ac-VHT40 at Channel 5670MHz	

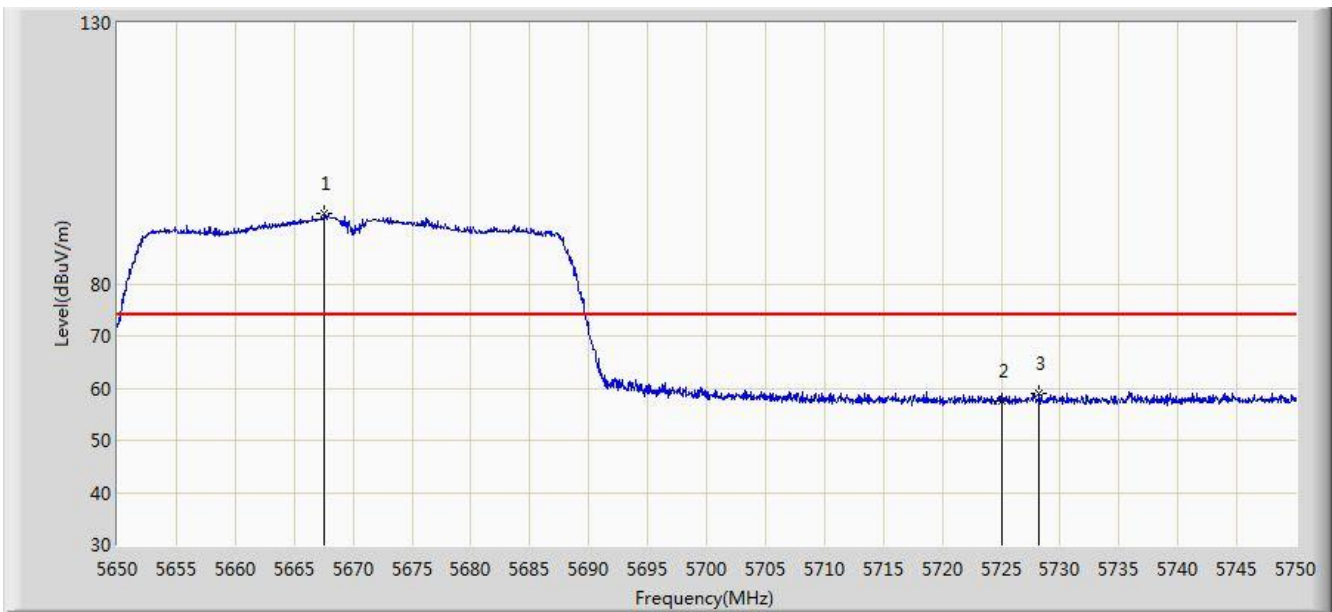


No	Flag	Mark	Frequency (MHz)	Measure Level (dBuV/m)	Reading Level (dBuV)	Over Limit (dB)	Limit (dBuV/m)	Factor (dB)	Type
1		*	5667.450	89.478	82.465	N/A	N/A	7.013	AV
2			5725.000	46.260	39.095	-7.740	54.000	7.165	AV

Note: Measure Level (dB $\mu$ V/m) = Reading Level (dB $\mu$ V) + Factor (dB)

Factor (dB) = Cable Loss (dB) + Antenna Factor (dB/m) - Pre\_Amplifier Gain (dB)

Site: AC1	Time: 2018/03/08 - 06:57
Limit: FCC_Part15.209_RE(3m)	Engineer: Jone Zhang
Probe: BBHA9120D_1-18GHz	Polarity: Vertical
EUT: Communication Module	Power: DC 3.3V
Test Mode: Transmit by 802.11ac-VHT40 at Channel 5670MHz	



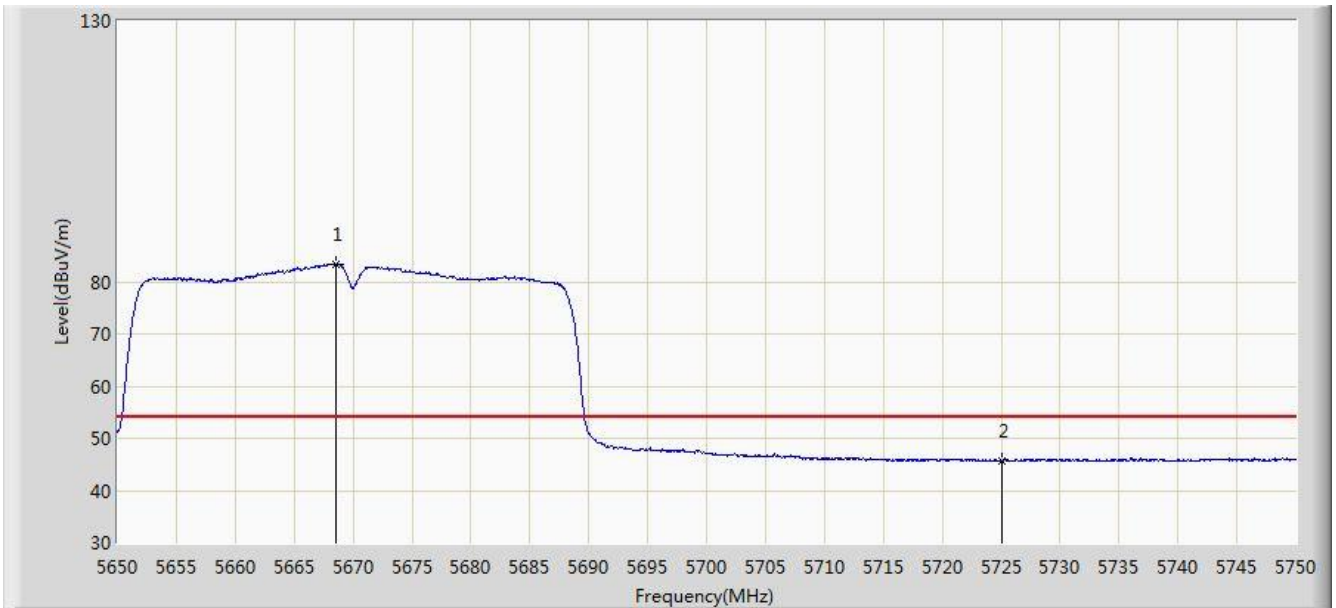
No	Flag	Mark	Frequency (MHz)	Measure Level (dBuV/m)	Reading Level (dBuV)	Over Limit (dB)	Limit (dBuV/m)	Factor (dB)	Type
1		*	5667.550	93.435	86.422	N/A	N/A	7.012	PK
2			5725.000	57.645	50.480	-16.355	74.000	7.165	PK
3			5728.250	59.088	51.890	-14.912	74.000	7.197	PK

Note: Measure Level (dBμV/m) = Reading Level (dBμV) + Factor (dB)

Factor (dB) = Cable Loss (dB) + Antenna Factor (dB/m) - Pre\_Amplifier Gain (dB)



Site: AC1	Time: 2018/03/08 - 06:59
Limit: FCC_Part15.209_RE(3m)	Engineer: Jone Zhang
Probe: BBHA9120D_1-18GHz	Polarity: Vertical
EUT: Communication Module	Power: DC 3.3V
Test Mode: Transmit by 802.11ac-VHT40 at Channel 5670MHz	

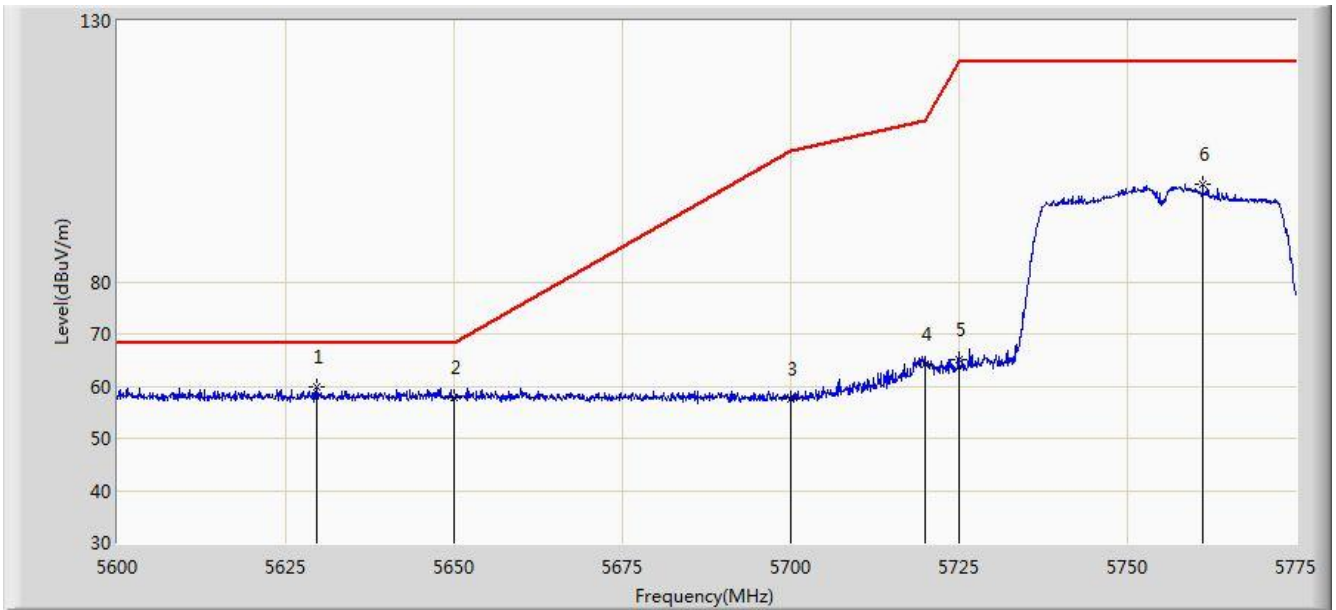


No	Flag	Mark	Frequency (MHz)	Measure Level (dBuV/m)	Reading Level (dBuV)	Over Limit (dB)	Limit (dBuV/m)	Factor (dB)	Type
1		*	5668.550	83.389	76.378	N/A	N/A	7.011	AV
2			5725.000	45.662	38.497	-8.338	54.000	7.165	AV

Note: Measure Level (dB $\mu$ V/m) = Reading Level (dB $\mu$ V) + Factor (dB)

Factor (dB) = Cable Loss (dB) + Antenna Factor (dB/m) - Pre\_Amplifier Gain (dB)

Site: AC1	Time: 2018/03/08 - 07:01
Limit: FCC_Part15.407_RE(3m)	Engineer: Jone Zhang
Probe: BBHA9120D_1-18GHz	Polarity: Horizontal
EUT: Communication Module	Power: DC 3.3V
Test Mode: Transmit by 802.11ac-VHT40 at Channel 5755MHz	

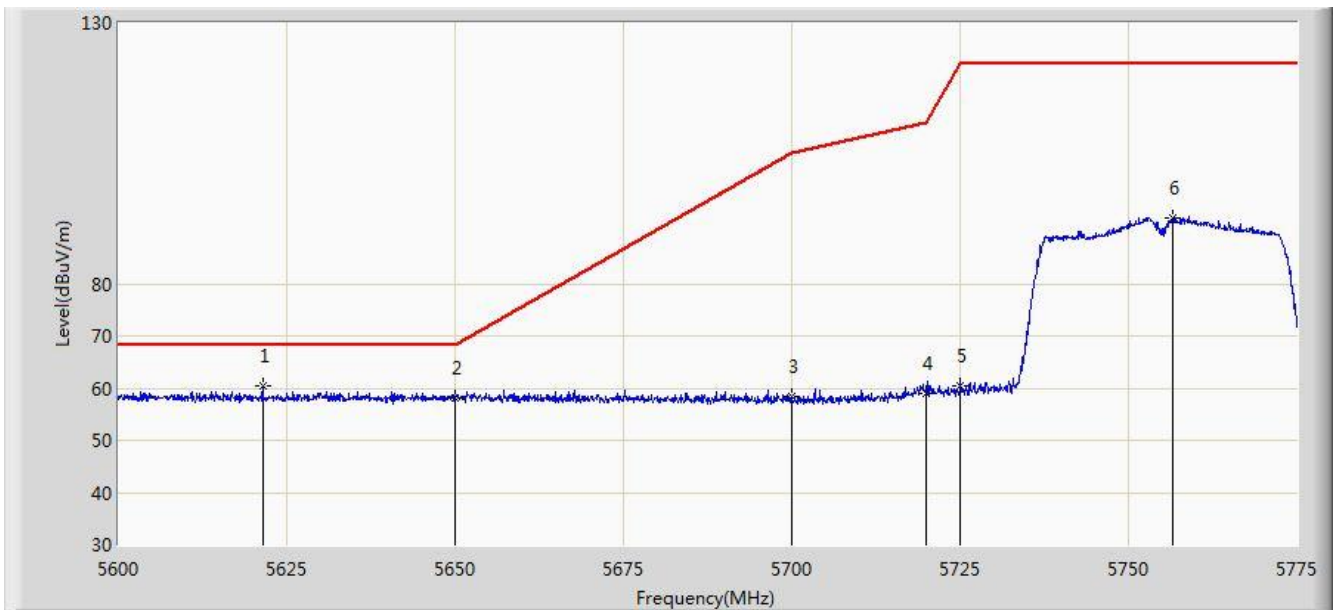


No	Flag	Mark	Frequency (MHz)	Measure Level (dBuV/m)	Reading Level (dBuV)	Over Limit (dB)	Limit (dBuV/m)	Factor (dB)	Type
1		*	5629.663	59.830	52.992	-8.370	68.200	6.838	PK
2			5650.000	57.728	50.745	-10.472	68.200	6.983	PK
3			5700.000	57.470	50.492	-47.730	105.200	6.978	PK
4			5720.000	64.278	57.164	-46.522	110.800	7.114	PK
5			5725.000	65.102	57.937	-57.098	122.200	7.165	PK
6			5761.175	98.702	91.250	N/A	N/A	7.451	PK

Note: Measure Level (dBμV/m) = Reading Level (dBμV) + Factor (dB)

Factor (dB) = Cable Loss (dB) + Antenna Factor (dB/m) - Pre\_Amplifier Gain (dB)

Site: AC1	Time: 2018/03/08 - 07:03
Limit: FCC_Part15.407_RE(3m)	Engineer: Jone Zhang
Probe: BBHA9120D_1-18GHz	Polarity: Vertical
EUT: Communication Module	Power: DC 3.3V
Test Mode: Transmit by 802.11ac-VHT40 at Channel 5755MHz	

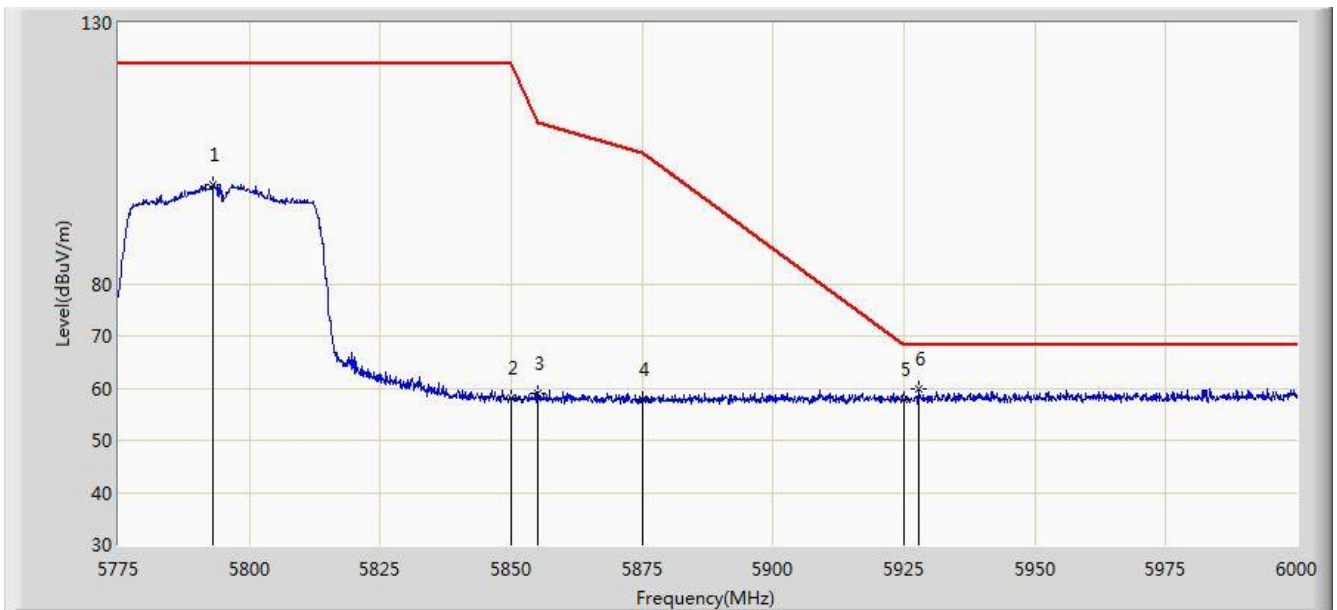


No	Flag	Mark	Frequency (MHz)	Measure Level (dBuV/m)	Reading Level (dBuV)	Over Limit (dB)	Limit (dBuV/m)	Factor (dB)	Type
1		*	5621.437	60.535	53.764	-7.665	68.200	6.770	PK
2			5650.000	58.181	51.198	-10.019	68.200	6.983	PK
3			5700.000	58.408	51.430	-46.792	105.200	6.978	PK
4			5720.000	59.003	51.889	-51.797	110.800	7.114	PK
5			5725.000	60.372	53.207	-61.828	122.200	7.165	PK
6			5756.625	92.615	85.183	N/A	N/A	7.433	PK

Note: Measure Level (dBμV/m) = Reading Level (dBμV) + Factor (dB)

Factor (dB) = Cable Loss (dB) + Antenna Factor (dB/m) - Pre\_Amplifier Gain (dB)

Site: AC1	Time: 2018/03/08 - 07:06
Limit: FCC_Part15.407_RE(3m)	Engineer: Jone Zhang
Probe: BBHA9120D_1-18GHz	Polarity: Horizontal
EUT: Communication Module	Power: DC 3.3V
Test Mode: Transmit by 802.11ac-VHT40 at Channel 5795MHz	

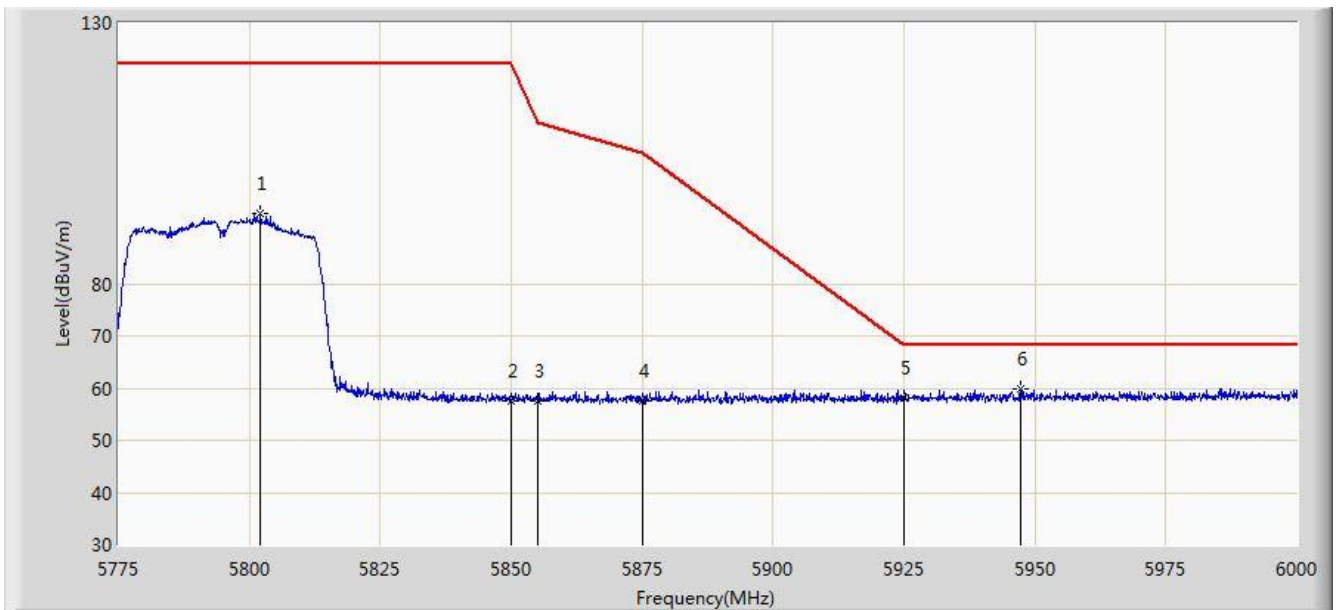


No	Flag	Mark	Frequency (MHz)	Measure Level (dBuV/m)	Reading Level (dBuV)	Over Limit (dB)	Limit (dBuV/m)	Factor (dB)	Type
1			5793.112	98.866	91.439	N/A	N/A	7.426	PK
2			5850.000	58.003	50.104	-64.197	122.200	7.899	PK
3			5855.000	59.094	51.188	-51.706	110.800	7.905	PK
4			5875.000	57.697	49.789	-47.503	105.200	7.909	PK
5			5925.000	57.737	49.704	-10.463	68.200	8.033	PK
6		*	5927.775	59.935	51.883	-8.265	68.200	8.051	PK

Note: Measure Level (dBμV/m) = Reading Level (dBμV) + Factor (dB)

Factor (dB) = Cable Loss (dB) + Antenna Factor (dB/m) - Pre\_Amplifier Gain (dB)

Site: AC1	Time: 2018/03/08 - 07:08
Limit: FCC_Part15.407_RE(3m)	Engineer: Jone Zhang
Probe: BBHA9120D_1-18GHz	Polarity: Vertical
EUT: Communication Module	Power: DC 3.3V
Test Mode: Transmit by 802.11ac-VHT40 at Channel 5795MHz	

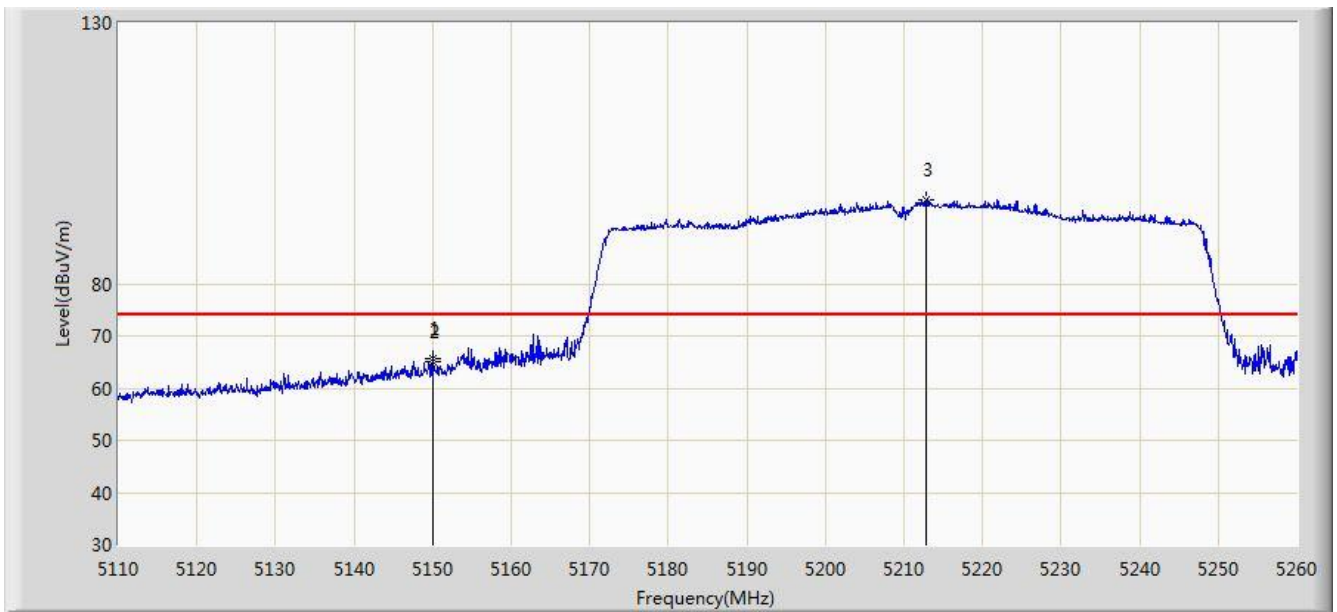


No	Flag	Mark	Frequency (MHz)	Measure Level (dBuV/m)	Reading Level (dBuV)	Over Limit (dB)	Limit (dBuV/m)	Factor (dB)	Type
1			5802.112	93.480	85.978	N/A	N/A	7.502	PK
2			5850.000	57.642	49.743	-64.558	122.200	7.899	PK
3			5855.000	57.617	49.711	-53.183	110.800	7.905	PK
4			5875.000	57.577	49.669	-47.623	105.200	7.909	PK
5			5925.000	58.215	50.182	-9.985	68.200	8.033	PK
6		*	5947.237	59.819	51.727	-8.381	68.200	8.092	PK

Note: Measure Level (dB $\mu$ V/m) = Reading Level (dB $\mu$ V) + Factor (dB)

Factor (dB) = Cable Loss (dB) + Antenna Factor (dB/m) - Pre\_Amplifier Gain (dB)

Site: AC1	Time: 2018/03/08 - 07:11
Limit: FCC_Part15.209_RE(3m)	Engineer: Jone Zhang
Probe: BBHA9120D_1-18GHz	Polarity: Horizontal
EUT: Communication Module	Power: DC 3.3V
Test Mode: Transmit by 802.11ac-VHT80 at Channel 5210MHz	

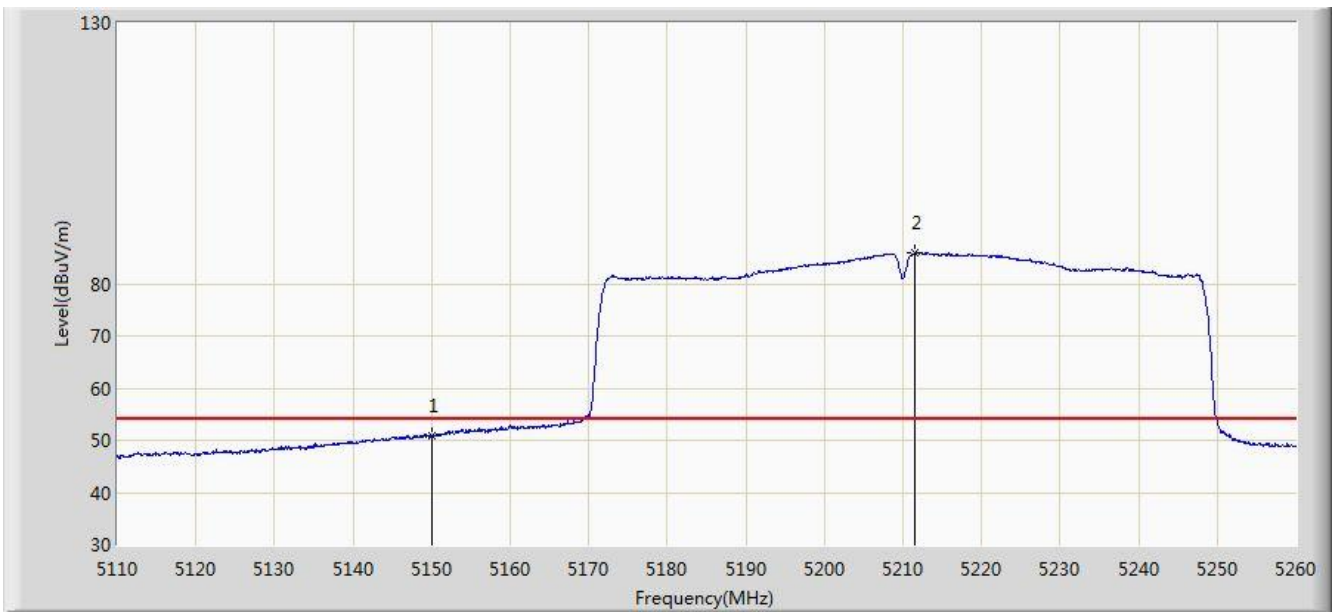


No	Flag	Mark	Frequency (MHz)	Measure Level (dBuV/m)	Reading Level (dBuV)	Over Limit (dB)	Limit (dBuV/m)	Factor (dB)	Type
1			5149.975	65.592	59.469	-8.408	74.000	6.123	PK
2			5150.000	64.967	58.844	-9.033	74.000	6.123	PK
3		*	5212.900	96.217	90.396	N/A	N/A	5.821	PK

Note: Measure Level (dB $\mu$ V/m) = Reading Level (dB $\mu$ V) + Factor (dB)

Factor (dB) = Cable Loss (dB) + Antenna Factor (dB/m) - Pre\_Amplifier Gain (dB)

Site: AC1	Time: 2018/03/08 - 07:14
Limit: FCC_Part15.209_RE(3m)	Engineer: Jone Zhang
Probe: BBHA9120D_1-18GHz	Polarity: Horizontal
EUT: Communication Module	Power: DC 3.3V
Test Mode: Transmit by 802.11ac-VHT80 at Channel 5210MHz	

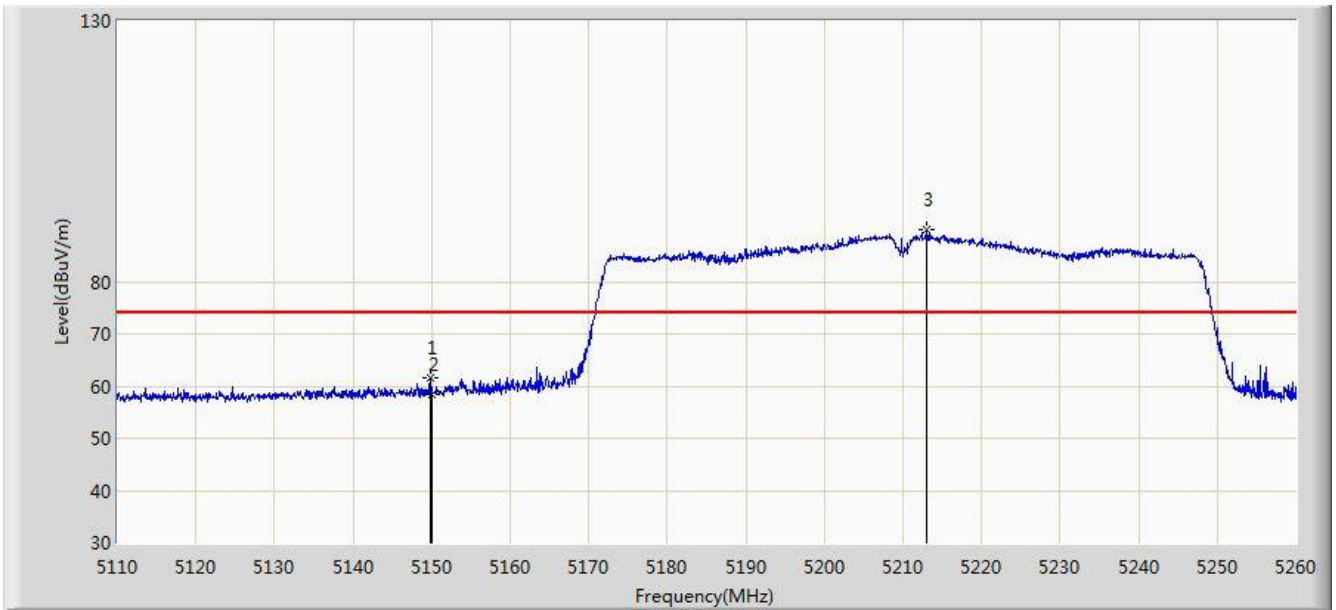


No	Flag	Mark	Frequency (MHz)	Measure Level (dBuV/m)	Reading Level (dBuV)	Over Limit (dB)	Limit (dBuV/m)	Factor (dB)	Type
1			5150.000	50.761	44.638	-3.239	54.000	6.123	AV
2		*	5211.475	86.023	80.189	N/A	N/A	5.834	AV

Note: Measure Level (dBμV/m) = Reading Level (dBμV) + Factor (dB)

Factor (dB) = Cable Loss (dB) + Antenna Factor (dB/m) - Pre\_Amplifier Gain (dB)

Site: AC1	Time: 2018/03/08 - 07:18
Limit: FCC_Part15.209_RE(3m)	Engineer: Jone Zhang
Probe: BBHA9120D_1-18GHz	Polarity: Vertical
EUT: Communication Module	Power: DC 3.3V
Test Mode: Transmit by 802.11ac-VHT80 at Channel 5210MHz	



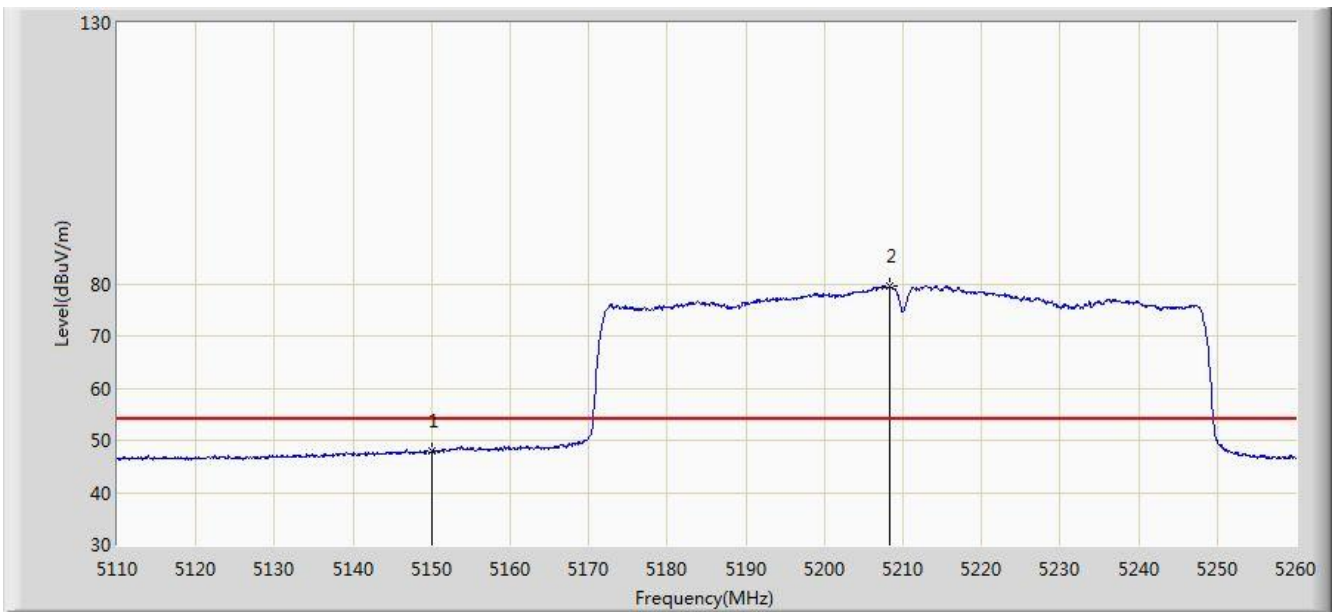
No	Flag	Mark	Frequency (MHz)	Measure Level (dBuV/m)	Reading Level (dBuV)	Over Limit (dB)	Limit (dBuV/m)	Factor (dB)	Type
1			5149.825	61.588	55.466	-12.412	74.000	6.123	PK
2			5150.000	58.428	52.305	-15.572	74.000	6.123	PK
3		*	5213.050	90.079	84.259	N/A	N/A	5.820	PK

Note: Measure Level (dBμV/m) = Reading Level (dBμV) + Factor (dB)

Factor (dB) = Cable Loss (dB) + Antenna Factor (dB/m) - Pre\_Amplifier Gain (dB)



Site: AC1	Time: 2018/03/08 - 07:19
Limit: FCC_Part15.209_RE(3m)	Engineer: Jone Zhang
Probe: BBHA9120D_1-18GHz	Polarity: Vertical
EUT: Communication Module	Power: DC 3.3V
Test Mode: Transmit by 802.11ac-VHT80 at Channel 5210MHz	

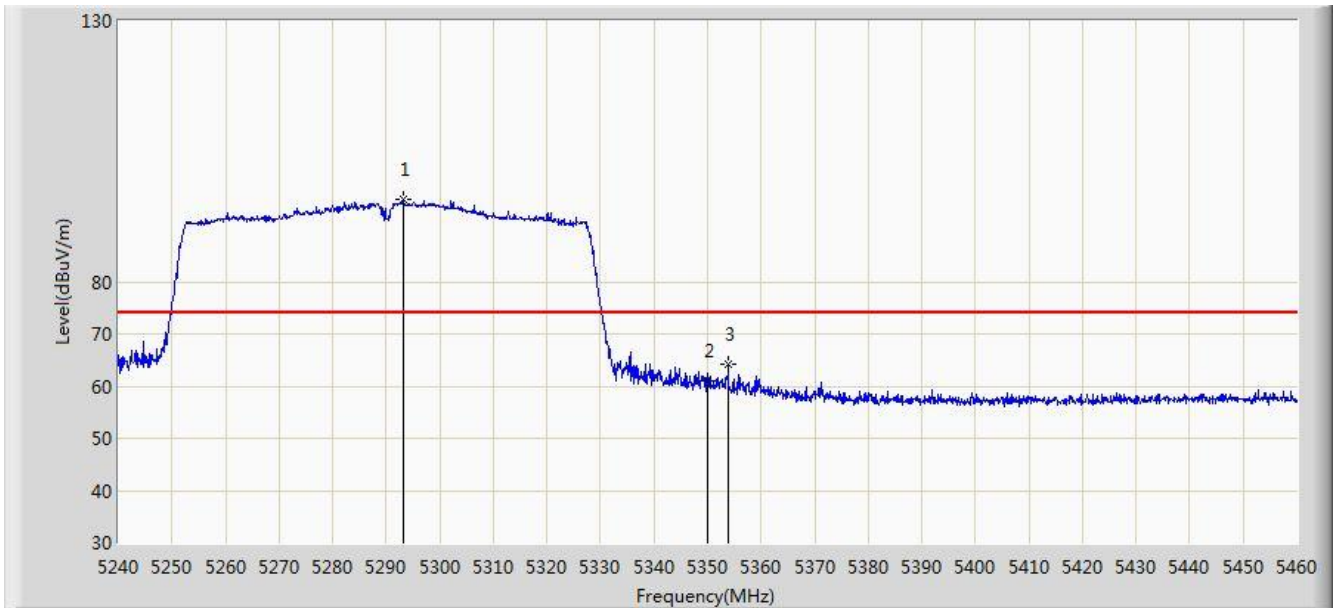


No	Flag	Mark	Frequency (MHz)	Measure Level (dBuV/m)	Reading Level (dBuV)	Over Limit (dB)	Limit (dBuV/m)	Factor (dB)	Type
1			5150.000	47.858	41.735	-6.142	54.000	6.123	AV
2		*	5208.400	79.684	73.821	N/A	N/A	5.863	AV

Note: Measure Level (dBμV/m) = Reading Level (dBμV) + Factor (dB)

Factor (dB) = Cable Loss (dB) + Antenna Factor (dB/m) - Pre\_Amplifier Gain (dB)

Site: AC1	Time: 2018/03/08 - 07:21
Limit: FCC_Part15.209_RE(3m)	Engineer: Jone Zhang
Probe: BBHA9120D_1-18GHz	Polarity: Horizontal
EUT: Communication Module	Power: DC 3.3V
Test Mode: Transmit by 802.11ac-VHT80 at Channel 5290MHz	

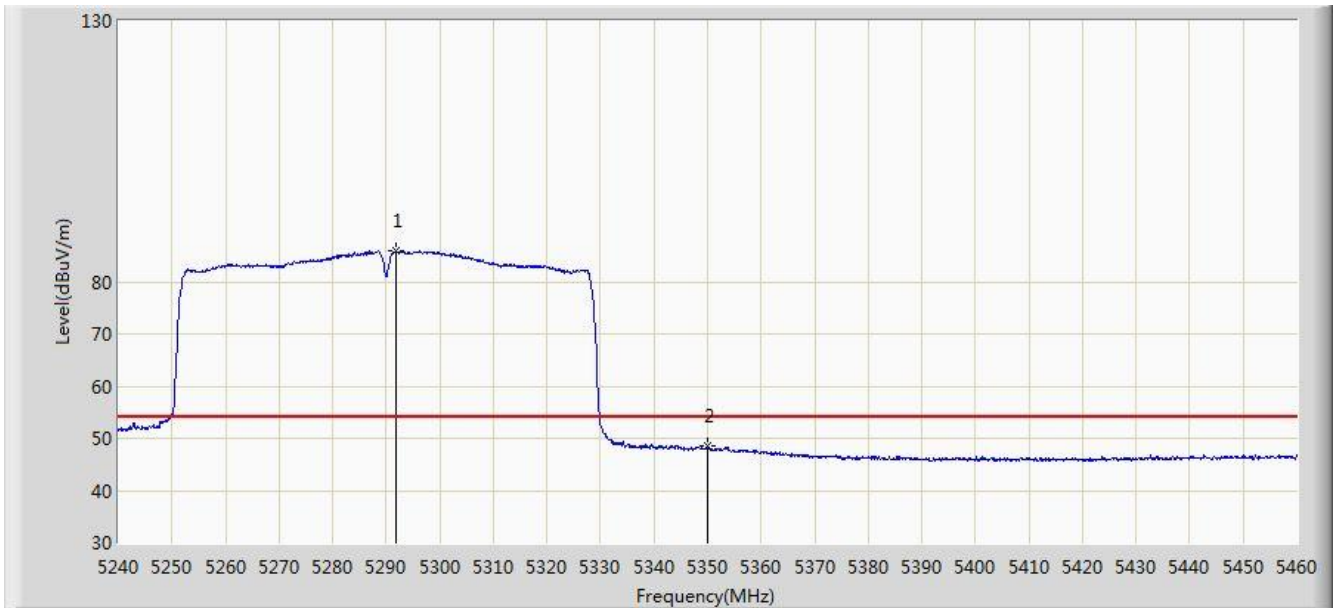


No	Flag	Mark	Frequency (MHz)	Measure Level (dBuV/m)	Reading Level (dBuV)	Over Limit (dB)	Limit (dBuV/m)	Factor (dB)	Type
1		*	5293.130	95.865	90.147	N/A	N/A	5.718	PK
2			5350.000	60.897	54.914	-13.103	74.000	5.983	PK
3			5353.850	64.066	58.054	-9.934	74.000	6.012	PK

Note: Measure Level (dB $\mu$ V/m) = Reading Level (dB $\mu$ V) + Factor (dB)

Factor (dB) = Cable Loss (dB) + Antenna Factor (dB/m) - Pre\_Amplifier Gain (dB)

Site: AC1	Time: 2018/03/08 - 07:23
Limit: FCC_Part15.209_RE(3m)	Engineer: Jone Zhang
Probe: BBHA9120D_1-18GHz	Polarity: Horizontal
EUT: Communication Module	Power: DC 3.3V
Test Mode: Transmit by 802.11ac-VHT80 at Channel 5290MHz	

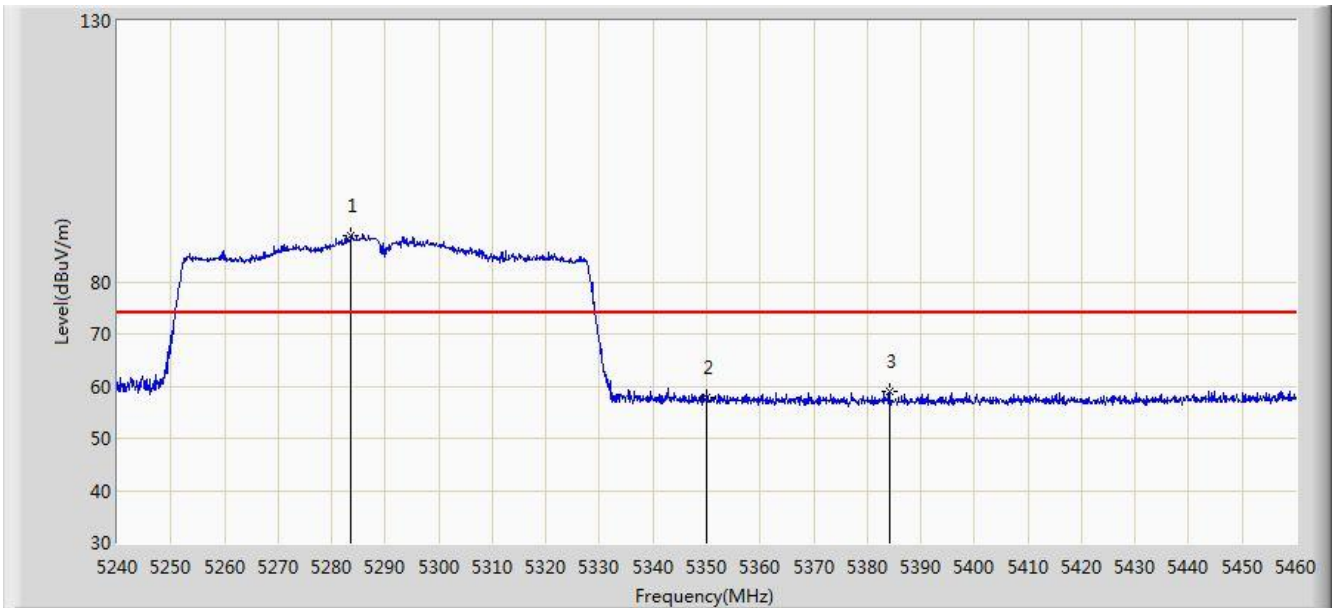


No	Flag	Mark	Frequency (MHz)	Measure Level (dBuV/m)	Reading Level (dBuV)	Over Limit (dB)	Limit (dBuV/m)	Factor (dB)	Type
1		*	5291.700	85.823	80.093	N/A	N/A	5.729	AV
2			5350.000	48.416	42.433	-5.584	54.000	5.983	AV

Note: Measure Level (dB $\mu$ V/m) = Reading Level (dB $\mu$ V) + Factor (dB)

Factor (dB) = Cable Loss (dB) + Antenna Factor (dB/m) - Pre\_Amplifier Gain (dB)

Site: AC1	Time: 2018/03/08 - 07:24
Limit: FCC_Part15.209_RE(3m)	Engineer: Jone Zhang
Probe: BBHA9120D_1-18GHz	Polarity: Vertical
EUT: Communication Module	Power: DC 3.3V
Test Mode: Transmit by 802.11ac-VHT80 at Channel 5290MHz	

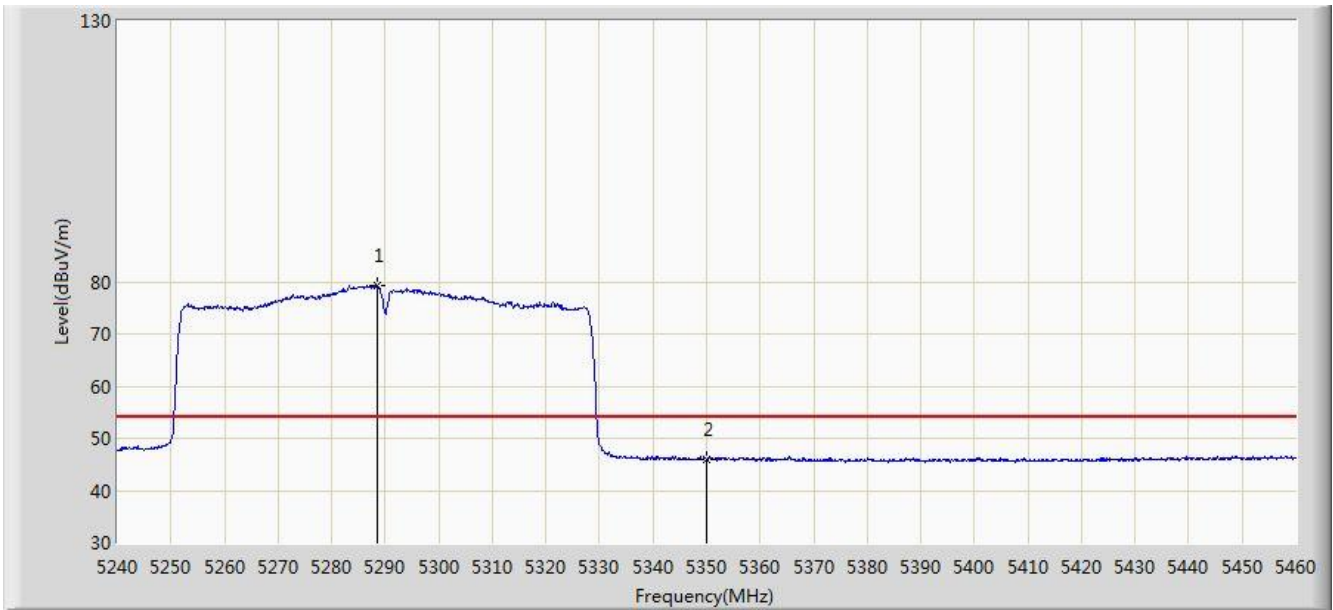


No	Flag	Mark	Frequency (MHz)	Measure Level (dBuV/m)	Reading Level (dBuV)	Over Limit (dB)	Limit (dBuV/m)	Factor (dB)	Type
1		*	5283.670	88.881	83.087	N/A	N/A	5.793	PK
2			5350.000	57.847	51.864	-16.153	74.000	5.983	PK
3			5384.100	59.075	52.935	-14.925	74.000	6.141	PK

Note: Measure Level (dB $\mu$ V/m) = Reading Level (dB $\mu$ V) + Factor (dB)

Factor (dB) = Cable Loss (dB) + Antenna Factor (dB/m) - Pre\_Amplifier Gain (dB)

Site: AC1	Time: 2018/03/08 - 07:25
Limit: FCC_Part15.209_RE(3m)	Engineer: Jone Zhang
Probe: BBHA9120D_1-18GHz	Polarity: Vertical
EUT: Communication Module	Power: DC 3.3V
Test Mode: Transmit by 802.11ac-VHT80 at Channel 5290MHz	

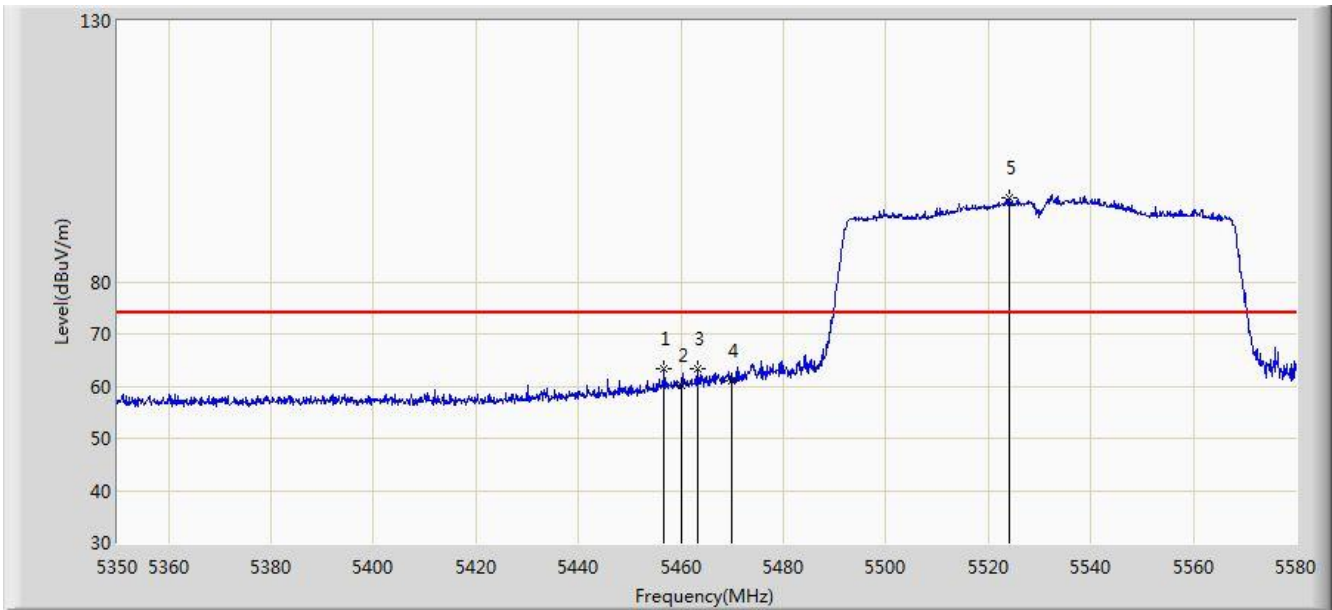


No	Flag	Mark	Frequency (MHz)	Measure Level (dBuV/m)	Reading Level (dBuV)	Over Limit (dB)	Limit (dBuV/m)	Factor (dB)	Type
1		*	5288.400	79.218	73.461	N/A	N/A	5.757	AV
2			5350.000	45.974	39.991	-8.026	54.000	5.983	AV

Note: Measure Level (dBμV/m) = Reading Level (dBμV) + Factor (dB)

Factor (dB) = Cable Loss (dB) + Antenna Factor (dB/m) - Pre\_Amplifier Gain (dB)

Site: AC1	Time: 2018/03/08 - 07:26
Limit: FCC_Part15.209_RE(3m)	Engineer: Jone Zhang
Probe: BBHA9120D_1-18GHz	Polarity: Horizontal
EUT: Communication Module	Power: DC 3.3V
Test Mode: Transmit by 802.11ac-VHT80 at Channel 5530MHz	

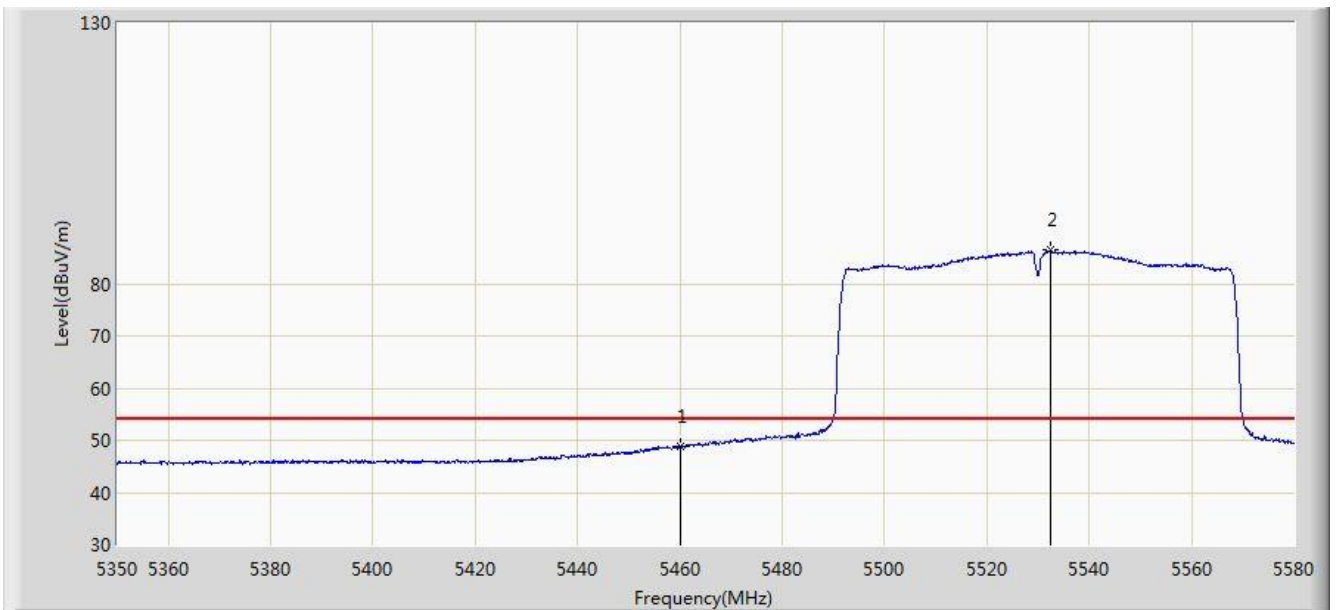


No	Flag	Mark	Frequency (MHz)	Measure Level (dBuV/m)	Reading Level (dBuV)	Over Limit (dB)	Limit (dBuV/m)	Factor (dB)	Type
1			5456.720	63.411	56.958	-10.589	74.000	6.454	PK
2			5460.000	60.253	53.800	-13.747	74.000	6.452	PK
3			5463.275	63.345	56.893	-4.855	68.200	6.452	PK
4			5470.000	61.112	54.662	-7.088	68.200	6.451	PK
5		*	5523.995	96.004	89.469	N/A	N/A	6.535	PK

Note: Measure Level (dB $\mu$ V/m) = Reading Level (dB $\mu$ V) + Factor (dB)

Factor (dB) = Cable Loss (dB) + Antenna Factor (dB/m) - Pre\_Amplifier Gain (dB)

Site: AC1	Time: 2018/03/08 - 07:29
Limit: FCC_Part15.209_RE(3m)	Engineer: Jone Zhang
Probe: BBHA9120D_1-18GHz	Polarity: Horizontal
EUT: Communication Module	Power: DC 3.3V
Test Mode: Transmit by 802.11ac-VHT80 at Channel 5530MHz	

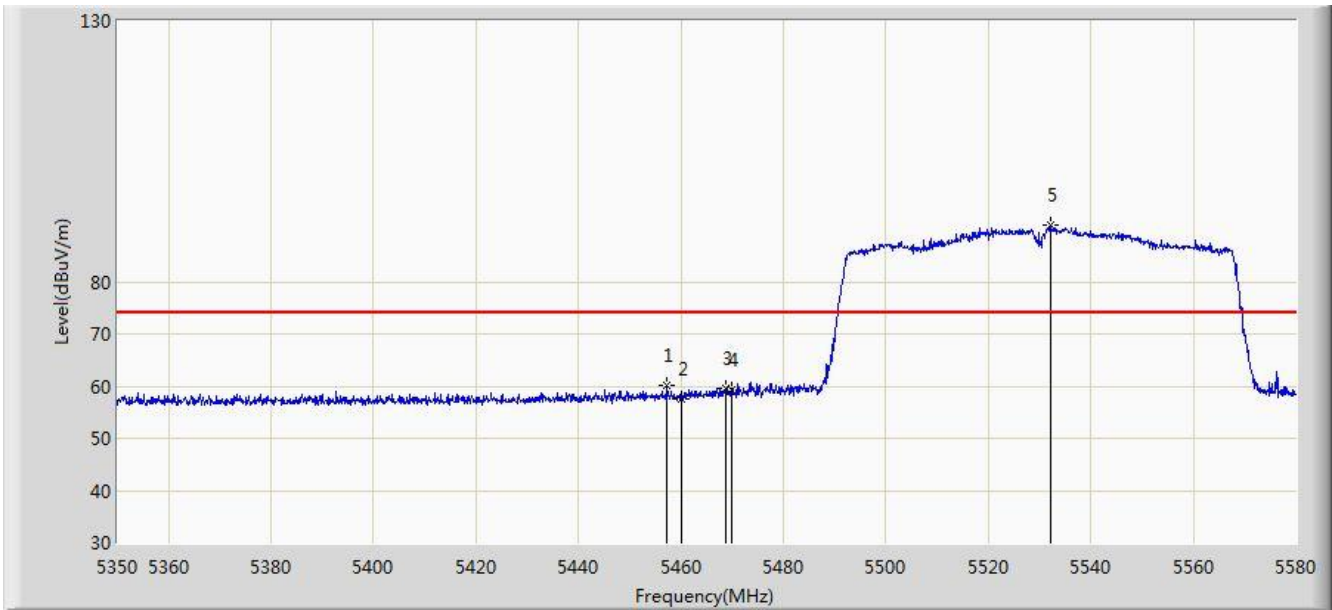


No	Flag	Mark	Frequency (MHz)	Measure Level (dBuV/m)	Reading Level (dBuV)	Over Limit (dB)	Limit (dBuV/m)	Factor (dB)	Type
1			5460.000	48.731	42.278	-5.269	54.000	6.452	AV
2		*	5532.390	86.526	79.906	N/A	N/A	6.620	AV

Note: Measure Level (dB $\mu$ V/m) = Reading Level (dB $\mu$ V) + Factor (dB)

Factor (dB) = Cable Loss (dB) + Antenna Factor (dB/m) - Pre\_Amplifier Gain (dB)

Site: AC1	Time: 2018/03/08 - 07:29
Limit: FCC_Part15.209_RE(3m)	Engineer: Jone Zhang
Probe: BBHA9120D_1-18GHz	Polarity: Vertical
EUT: Communication Module	Power: DC 3.3V
Test Mode: Transmit by 802.11ac-VHT80 at Channel 5530MHz	



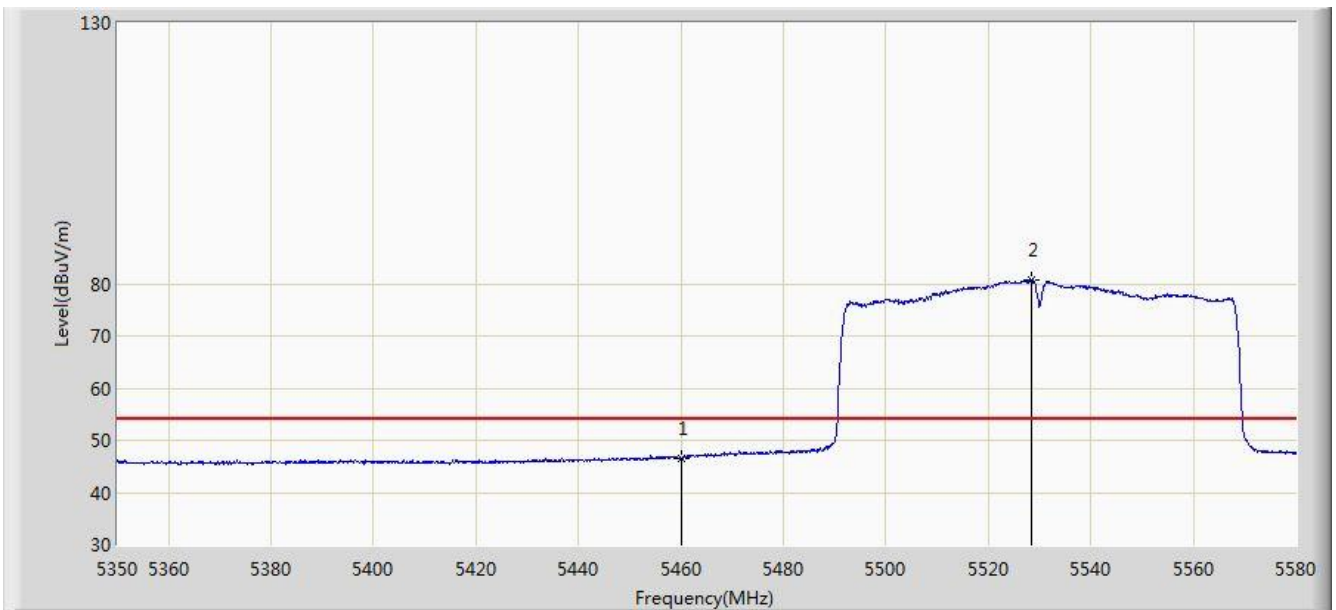
No	Flag	Mark	Frequency (MHz)	Measure Level (dBuV/m)	Reading Level (dBuV)	Over Limit (dB)	Limit (dBuV/m)	Factor (dB)	Type
1			5457.295	60.002	53.549	-13.998	74.000	6.453	PK
2			5460.000	57.617	51.164	-16.383	74.000	6.452	PK
3			5468.795	59.625	53.174	-8.575	68.200	6.451	PK
4			5470.000	59.154	52.704	-9.046	68.200	6.451	PK
5		*	5532.045	90.740	84.124	N/A	N/A	6.616	PK

Note: Measure Level (dBμV/m) = Reading Level (dBμV) + Factor (dB)

Factor (dB) = Cable Loss (dB) + Antenna Factor (dB/m) - Pre\_Amplifier Gain (dB)



Site: AC1	Time: 2018/03/08 - 07:31
Limit: FCC_Part15.209_RE(3m)	Engineer: Jone Zhang
Probe: BBHA9120D_1-18GHz	Polarity: Vertical
EUT: Communication Module	Power: DC 3.3V
Test Mode: Transmit by 802.11ac-VHT80 at Channel 5530MHz	

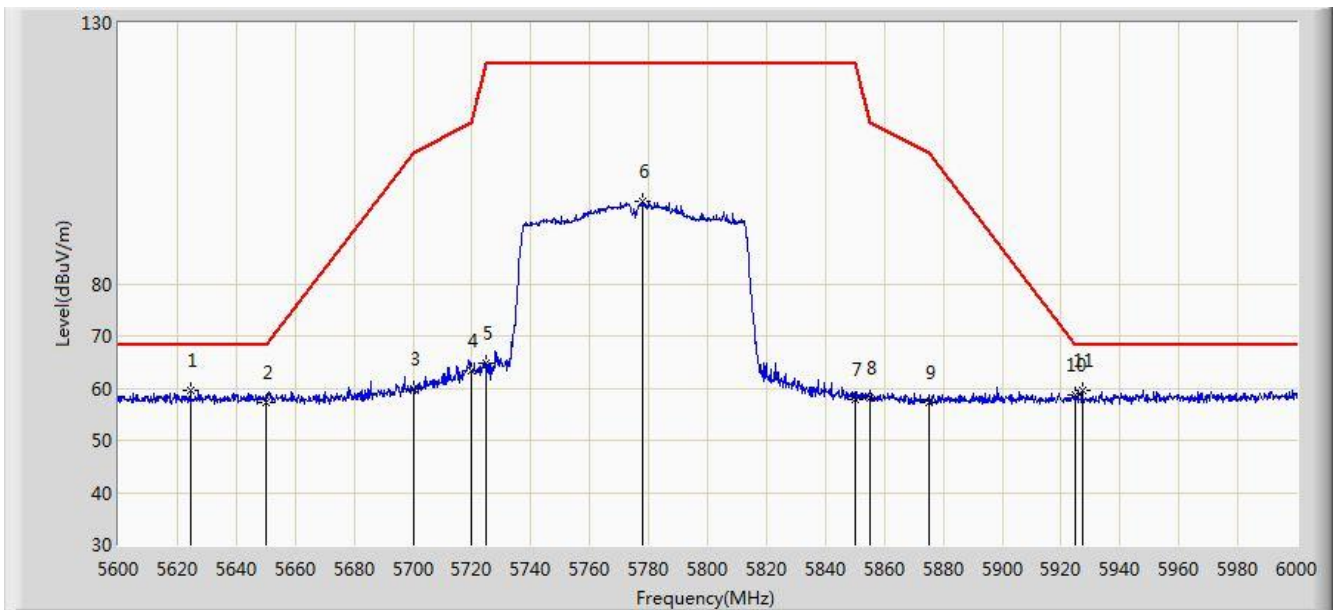


No	Flag	Mark	Frequency (MHz)	Measure Level (dBuV/m)	Reading Level (dBuV)	Over Limit (dB)	Limit (dBuV/m)	Factor (dB)	Type
1			5460.000	46.580	40.127	-7.420	54.000	6.452	AV
2		*	5528.365	80.699	74.120	N/A	N/A	6.580	AV

Note: Measure Level (dB $\mu$ V/m) = Reading Level (dB $\mu$ V) + Factor (dB)

Factor (dB) = Cable Loss (dB) + Antenna Factor (dB/m) - Pre\_Amplifier Gain (dB)

Site: AC1	Time: 2018/03/08 - 07:33
Limit: FCC_Part15.407_RE(3m)	Engineer: Jone Zhang
Probe: BBHA9120D_1-18GHz	Polarity: Horizontal
EUT: Communication Module	Power: DC 3.3V
Test Mode: Transmit by 802.11ac-VHT80 at Channel 5775MHz	

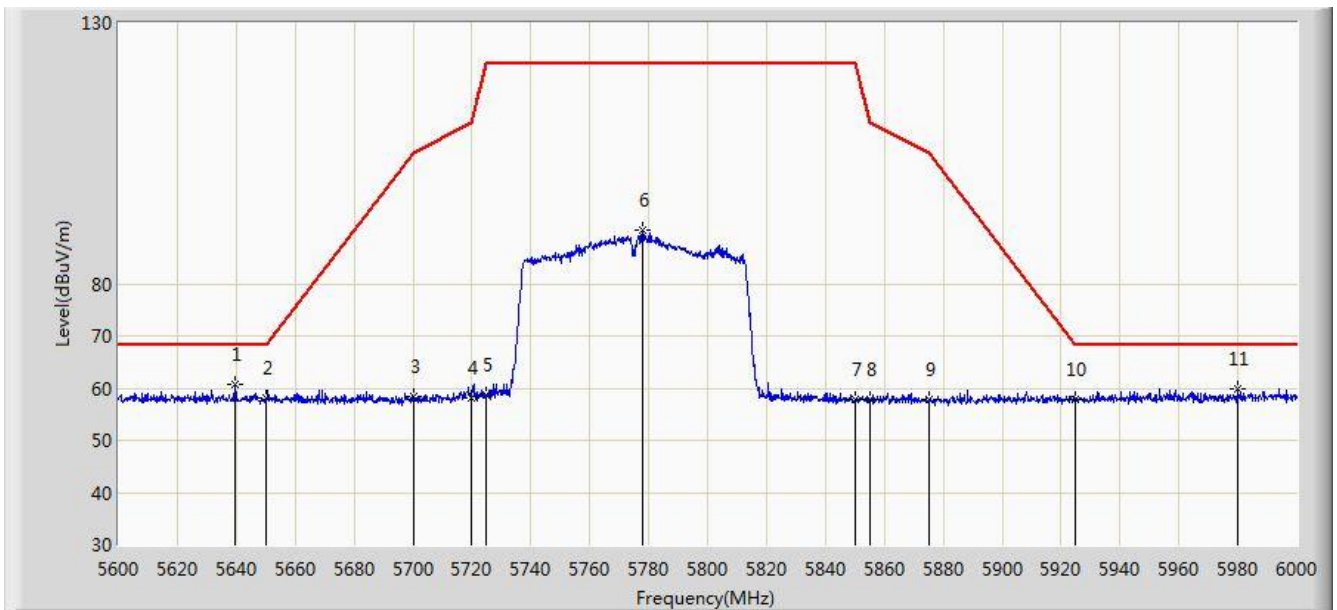


No	Flag	Mark	Frequency (MHz)	Measure Level (dBuV/m)	Reading Level (dBuV)	Over Limit (dB)	Limit (dBuV/m)	Factor (dB)	Type
1		*	5624.400	59.530	52.736	-8.670	68.200	6.794	PK
2			5650.000	57.390	50.407	-10.810	68.200	6.983	PK
3			5700.000	59.819	52.841	-45.381	105.200	6.978	PK
4			5720.000	63.214	56.100	-47.586	110.800	7.114	PK
5			5725.000	64.825	57.660	-57.375	122.200	7.165	PK
6			5777.800	95.933	88.502	N/A	N/A	7.431	PK
7			5850.000	57.731	49.832	-64.469	122.200	7.899	PK
8			5855.000	58.057	50.151	-52.743	110.800	7.905	PK
9			5875.000	57.154	49.246	-48.046	105.200	7.909	PK
10			5925.000	58.829	50.796	-9.371	68.200	8.033	PK
11			5927.200	59.440	51.392	-8.760	68.200	8.048	PK

Note: Measure Level (dBuV/m) = Reading Level (dBuV) + Factor (dB)

Factor (dB) = Cable Loss (dB) + Antenna Factor (dB/m) - Pre\_Amplifier Gain (dB)

Site: AC1	Time: 2018/03/08 - 07:36
Limit: FCC_Part15.407_RE(3m)	Engineer: Jone Zhang
Probe: BBHA9120D_1-18GHz	Polarity: Vertical
EUT: Communication Module	Power: DC 3.3V
Test Mode: Transmit by 802.11ac-VHT80 at Channel 5775MHz	



No	Flag	Mark	Frequency (MHz)	Measure Level (dBuV/m)	Reading Level (dBuV)	Over Limit (dB)	Limit (dBuV/m)	Factor (dB)	Type
1		*	5639.800	60.666	53.744	-7.534	68.200	6.922	PK
2			5650.000	58.020	51.037	-10.180	68.200	6.983	PK
3			5700.000	58.329	51.351	-46.871	105.200	6.978	PK
4			5720.000	58.130	51.016	-52.670	110.800	7.114	PK
5			5725.000	58.632	51.467	-63.568	122.200	7.165	PK
6			5777.800	90.240	82.809	N/A	N/A	7.431	PK
7			5850.000	57.811	49.912	-64.389	122.200	7.899	PK
8			5855.000	57.850	49.944	-52.950	110.800	7.905	PK
9			5875.000	57.961	50.053	-47.239	105.200	7.909	PK
10			5925.000	57.928	49.895	-10.272	68.200	8.033	PK
11			5980.200	59.972	51.910	-8.228	68.200	8.062	PK

Note: Measure Level (dB $\mu$ V/m) = Reading Level (dB $\mu$ V) + Factor (dB)

Factor (dB) = Cable Loss (dB) + Antenna Factor (dB/m) - Pre\_Amplifier Gain (dB)

## 7.10.AC Conducted Emissions Measurement

### 7.10.1.Test Limit

FCC Part 15 Subpart C Paragraph 15.207		
Frequency (MHz)	QP (dB $\mu$ V)	AV (dB $\mu$ V)
0.15 - 0.50	66 - 56	56 - 46
0.50 - 5.0	56	46
5.0 - 30	60	50

Note 1: The lower limit shall apply at the transition frequencies.

Note 2: The limit decreases linearly with the logarithm of the frequency in the range 0.15MHz to 0.5MHz.

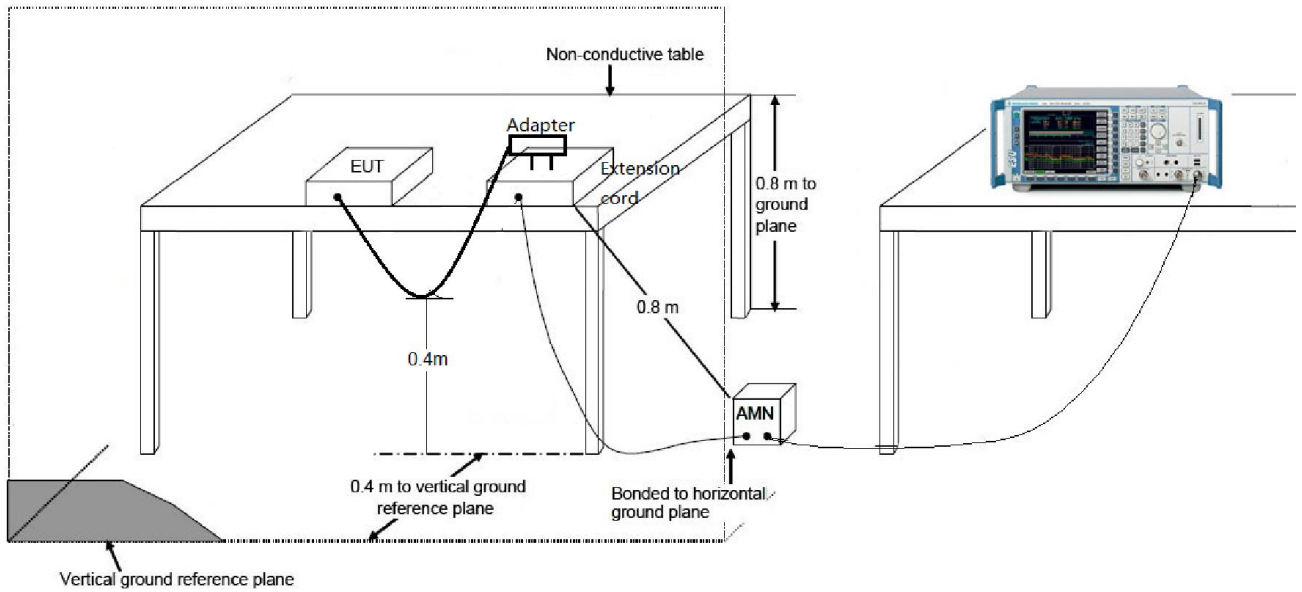
### 7.10.2.Test Procedure

The EUT was setup according to ANSI C63.4, 2014 and tested according to KDB 789033 for compliance to FCC 47CFR 15.247 requirements. The EUT was placed on a platform of nominal size, 1 m by 1.5 m, raised 80 cm above the conducting ground plane. The vertical conducting plane was located 40 cm to the rear of the EUT. All other surfaces of EUT were at least 80 cm from any other grounded conducting surface. The EUT and simulators are connected to the main power through a line impedance stabilization network (LISN). The LISN provides a 50 ohm /50uH coupling impedance for the measuring equipment. The peripheral devices are also connected to the main power through a LISN. (Please refer to the block diagram of the test setup and photographs) Each current-carrying conductor of the EUT power cord, except the ground (safety) conductor, was individually connected through a LISN to the input power source.

The excess length of the power cord between the EUT and the LISN receptacle were folded back and forth at the center of the lead to form a bundle not exceeding 40 cm in length.

Conducted emissions were investigated over the frequency range from 0.15MHz to 30MHz using a receiver bandwidth of 9kHz.

### 7.10.3. Test Setup



### 7.10.4. Test Result

The EUT is powered by DC Source (3.3V), so this test item is not applicable.

## 8. CONCLUSION

The data collected relate only the item(s) tested and show that the device is in compliance with Part 15E of the FCC Rules and IC Rules.

---

The End