

## Section 1. Test Setup Photos

---

### 1.1 Test Setup


---




*Figure 1 – Test setup*

## 1.2 Radiated emissions test setup

---



*Figure 2 - Radiated emissions below 30 MHz*



*Figure 3 - Radiated emissions, 30 – 1000 MHz, front*



*Figure 4 - Radiated emissions, 30 – 1000 MHz, rear*




*Figure 5 - Radiated emissions, 1 – 18 GHz, front*



*Figure 6 - Radiated emissions, 1 – 18 GHz, rear*


Cubic Transportation Systems



*Figure 7 - Radiated emissions, 18 – 26 GHz, front*



*Figure 8 - Radiated emissions, 18 – 26 GHz, rear*



*Figure 9 - Radiated emissions, 26 – 40 GHz, front*



*Figure 10 - Radiated emissions, 26 – 40 GHz, rear*



*Figure 11 – AC conducted emissions*