

# FCC ID: LUBCFBT-2

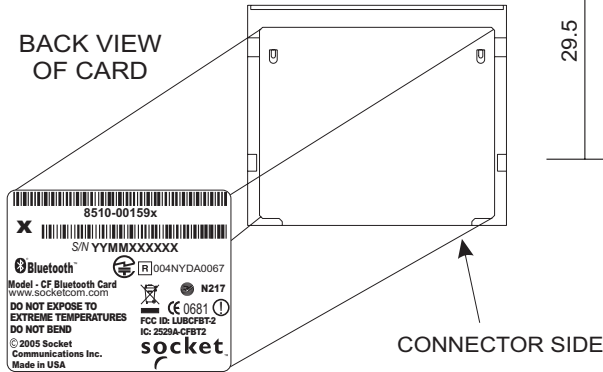
## Lable Location



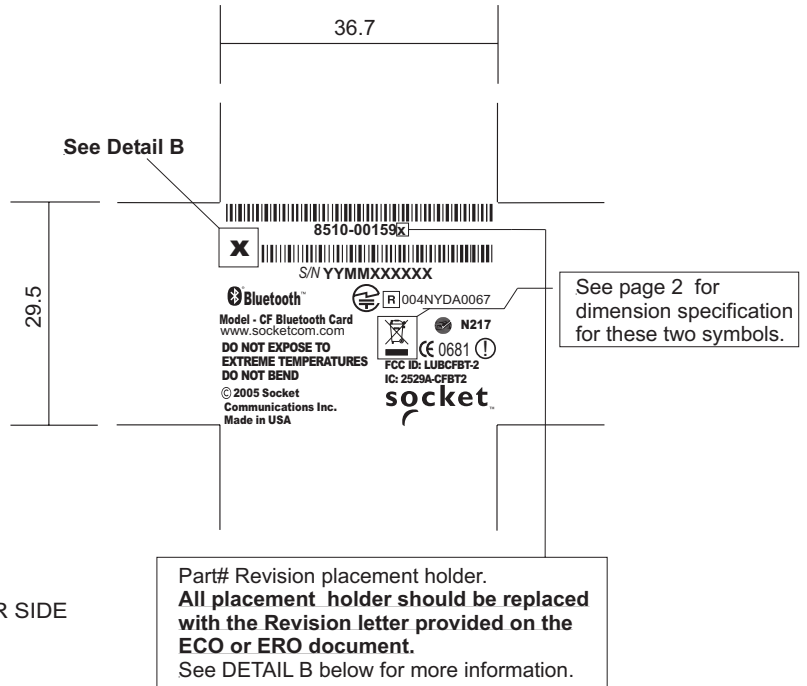
**Notes: Unless Otherwise Specified**

- 1.) Reference drawing: 6510-00024 for die cut and material specifications.
- 2.) Font size at vendor discretion. Vendor must choose a size that is clear and readable by the human eye.
- 3.) Artwork should be centered top to bottom and left to right on the label. See below for reference of placing the artwork in relationship to the label.
- 4.) Artwork of the label should be oriented and laid out like Detail A.

The information contained on this document is proprietary of Socket Communication, Inc. any distribution, duplication, or manipulation of this document is prohibited with-out written consent from Socket Communications, Inc.

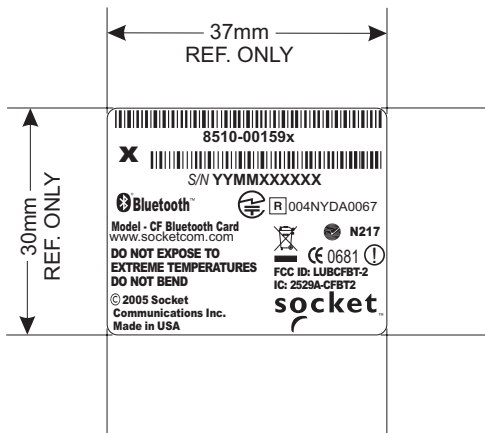


LABEL SHOULD BE CENTER ON THE METAL SURFACE.



**DETAIL A**  
SCALE 1:1  
REF. ONLY

Place tolerance of the printing +/- 0.3 using (min. 300DPI) thermal transfer printer To be printed in NMP production



DRAWING NOT TO SCALE

**DETAIL B**  
DRAWING NOT TO SCALE

Manufacture ID should replace this placement holder. See below for example. (S for Socket) Font type Arial Black

Serial Number Label Code 128 Font type Arial Narrow Italic

Manufacture must print revision letter after part number in this location. **Revision letter for the 8510 part# will be provided on the ECO or ERO document.**

Code 128, type Auto, height at vendor discretion  
Font type Arial Bold  
Code 128, type Auto, height at vendor discretion  
6 Digit Increment Serial# will be provided by Socket Communications at the Manufacturing Stage  
Font Type Arial Bold  
Month (2 Digit#)  
Font type Arial Bold  
Year (2 Digit#)  
Font type Arial Bold

ALL DIMENSION IN mm

**socket**  
Communications, Inc.  
www.socketcom.com

3740Cental Court  
Newark, CA. 94560

PN: (510)744-2700  
FX: (510)744-2727

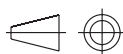
Sheet 1 of 2

Original Scale 1 to 1

Drawn

James Rebello

Date 09/02/05



Original Size A

ENGR

NMP Code

CHK

MKTG

Drawing Title

Drawing Number

Approved / Date

Rev

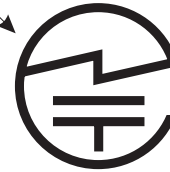
BlueTooth Card Back Label

6530-00104

I

## Telec Symbol

MIN.  $\varnothing$  3mm



## WEEE Symbol

### Design of Marking (Alternative 2)



Crossed-out wheeled bin required according to Art. 10.3 of Directive 2002/96/EC, described in Annex IV

Marking for identification of placing on the market as of 13 August 2005

- The bar is the symbol for marking of new waste (no place holder)
- The bar has to be used in conjunction with the crossed-out wheeled bin. Dimensional relationship shall be maintained when the size is altered. (The bar shall be  $h=0,3a$  or at least 1 mm in height)

**DRAWING NOT  
TO SCALE**

Drawing Title

BlueTooth Card Back Label

Drawing Number

6530-00104

SHEET #

2 of 2

Rev

I