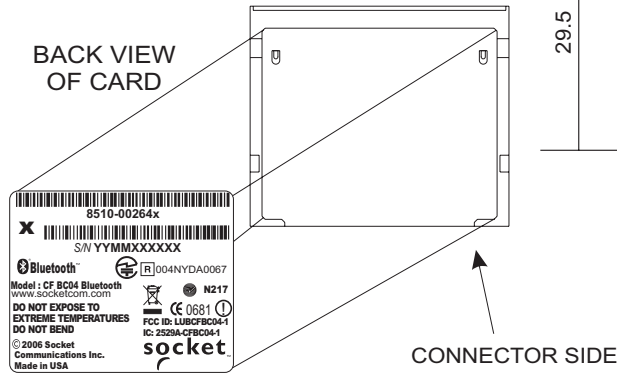


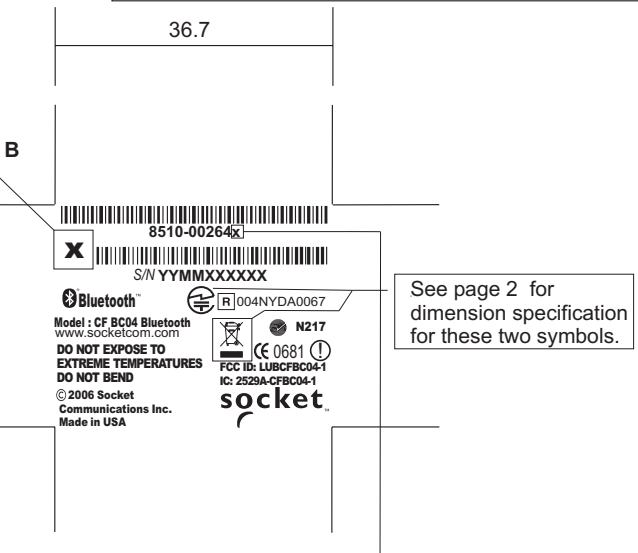
**Notes: Unless Otherwise Specified**

- 1.) Reference drawing: 6510-00024 for die cut and material specifications.
- 2.) Font size at vendor discretion. Vendor must choose a size that is clear and readable by the human eye.
- 3.) Artwork should be centered top to bottom and left to right on the label. See below for reference of placing the artwork in relationship to the label.
- 4.) Artwork of the label should be oriented and laid out like Detail A.

The information contained on this document is proprietary of Socket Communication, Inc. any distribution, duplication, or manipulation of this document is prohibited with-out written consent from Socket Communications, Inc.



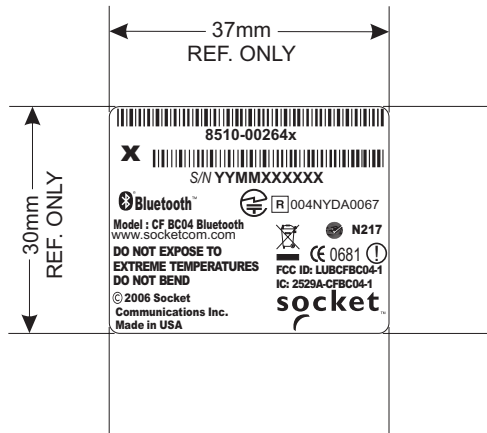
LABEL SHOULD BE CENTER ON THE METAL SURFACE.



Part# Revision placement holder. All placement holder should be replaced with the Revision letter provided on the ECO or ERO document. See DETAIL B below for more information.

**DETAIL A**  
SCALE 1:1  
REF. ONLY

Place tolerance of the printing +/- 0.3 using (min. 300DPI) thermal transfer printer To be printed in NMP production



DRAWING NOT TO SCALE

**DETAIL B**  
DRAWING NOT TO SCALE

Manufacture ID should replace this placement holder. See below for example. (S for Socket) Font type Arial Black

Serial Number Label Code 128 Font type Arial Narrow Italic



Manufacture must print revision letter after part number in this location. **Revision letter for the 8510 part# will be provided on the ECO or ERO document.**

Code 128, type Auto, height at vendor discretion

Code 128, type Auto, height at vendor discretion

6 Digit Increment Serial# will be provided by Socket Communications at the Manufacturing Stage Font Type Arial Bold

Month (2 Digit#) Font type Arial Bold  
Year (2 Digit#) Font type Arial Bold

ALL DIMENSION IN mm

**socket** Communications, Inc. www.socketcom.com

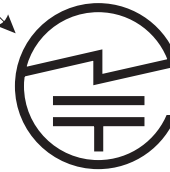
3740Cental Court Newark, CA. 94560 PN: (510)744-2700 FX: (510)744-2727

Sheet 1 of 2	Original Scale 1 to 1	Drawn	James Rebello	Date 04/24/06
	Original Size A	ENGR		
	NMP Code	CHK		
		MKTG		

Drawing Title	Drawing Number	Approved / Date	Rev
CF BC04 BlueTooth	6530-00208		A

## Telec Symbol

MIN.  $\varnothing$  3mm



## WEEE Symbol

### Design of Marking (Alternative 2)



Crossed-out wheeled bin required according to Art. 10.3 of Directive 2002/96/EC, described in Annex IV

Marking for identification of placing on the market as of 13 August 2005

- The bar is the symbol for marking of new waste (no place holder)
- The bar has to be used in conjunction with the crossed-out wheeled bin. Dimensional relationship shall be maintained when the size is altered. (The bar shall be  $h=0,3a$  or at least 1 mm in height)

**DRAWING NOT  
TO SCALE**

Drawing Title

CF BC04 BlueTooth

Drawing Number

6530-00208

SHEET #

2 of 2

Rev

A