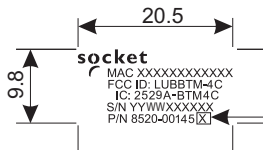


Notes: Unless Otherwise Specified

- 1.) Reference drawing: 6510-00057 for die cut and material specifications.
- 2.) Font size at vendor discretion. Vendor must choose a size that is clear and readable by the human eye.
- 3.) Artwork should be centered top to bottom and left to right on the label. See below for reference of placing the artwork in relationship to the label.
- 4.) Artwork of the label should be oriented and laid out like Detail A.



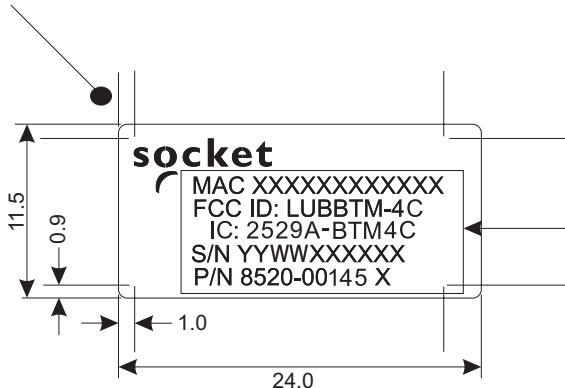
DETAIL A
SCALE 1:1
REF. ONLY

Part# placement holder.
placement holder should be replaced with the Revision letter provided on the ECO or ERO document.
See DETAIL B below for more information.

Place tolerance of the printing +/- 0.3

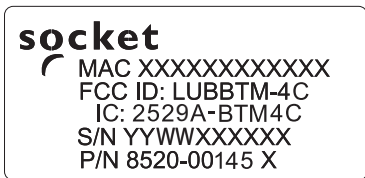
To be printed in NMP production using (min. 300DPI) thermal transfer printer

ORIENTATION MARKER

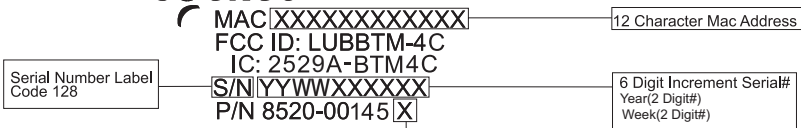


DRAWING NOT TO SCALE

Arial
See DETAIL B below for revision information



socket



Manufacture must print revision letter after part number in this location.
Revision letter for the 8520 part# will be provided on the ECO or ERO document.

DETAIL B
DRAWING NOT TO SCALE

ALL DIMENSION IN mm



www.socketmobile.com

39700 Eureka Drive
Newark, CA. 94560

PN: (510)933-3000
FX: (510)933-3030

Sheet 1 of 1	Original Scale 1 to 1	Drawn	James Rebello	Date 08/04/08
	Original Size A	ENGR		
	NMP Code	CHK	Tom Moyland	08/04/08
		MKTG		

Drawing Title BC04, Module, Label, MAC Address, with 20 Pin Connector Interface	Drawing Number 6530-00272	Approved / Date 08/04/08	REV. A
--	------------------------------	-----------------------------	-----------