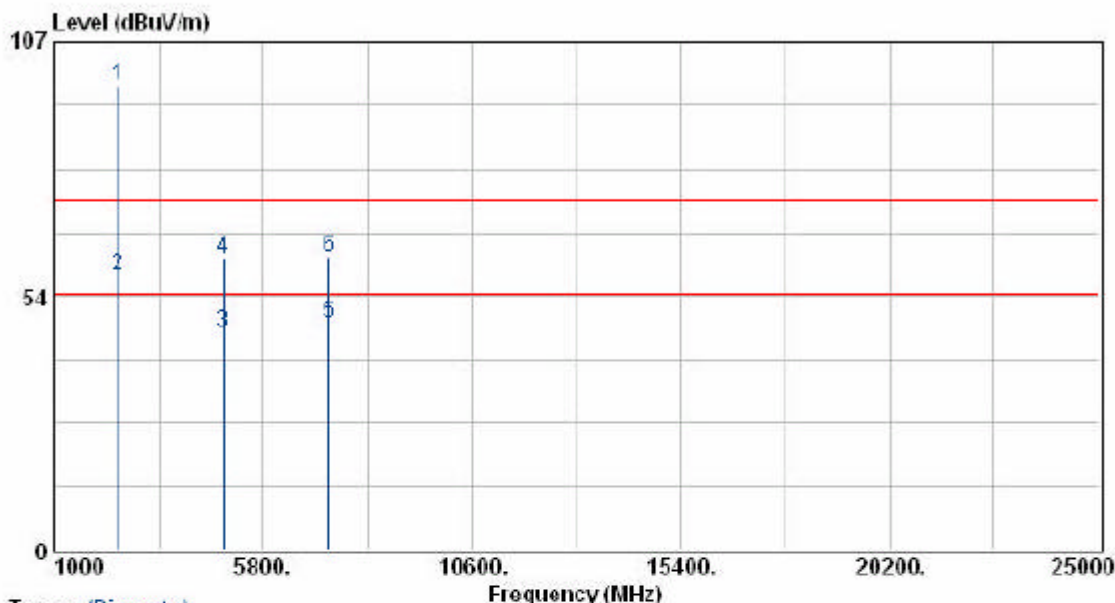


EUT	: Kwik Blue4-1	Pol/Phase	: HORIZONTAL
Power	: 120V	Temperature	: 28 °C
Test Mode	: Transmit/Receive	Humidity	: 67 %
Operation Channel	: 39	Atmospheric Pressure	: 1019 mmHg
Modulation Type	: GFSK	Memo	:
Rate	: 1 Mbps		



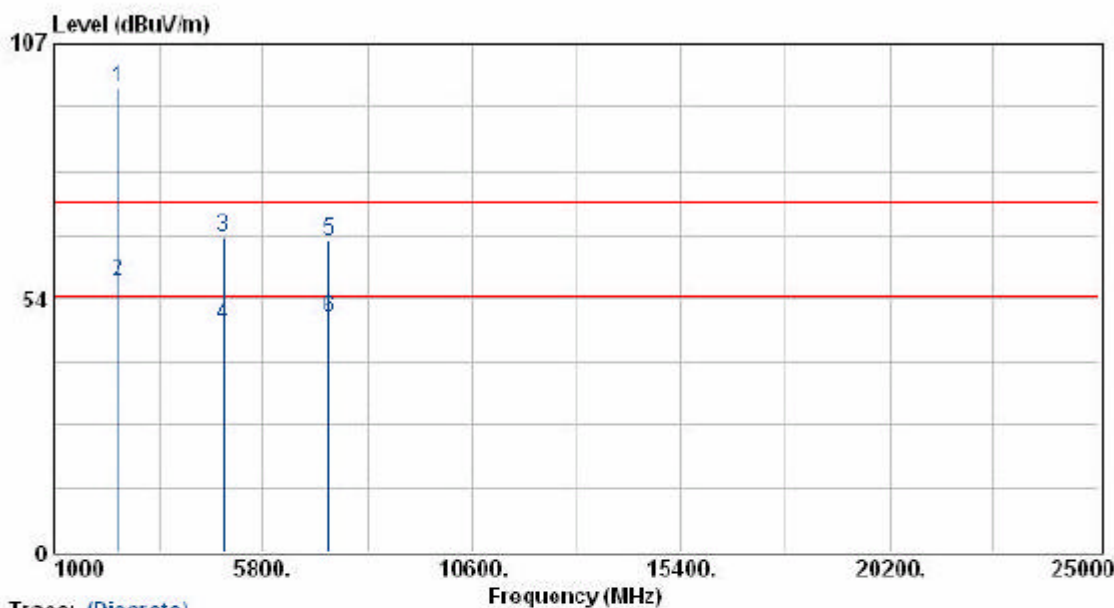
Trace: (Discrete)

Frequency (MHz)	Meter Reading (dBuV)	Corrected Factor (dBuV/m)	Result (dBuV/m)	Limit (dB)	Margin (dB)	Remark	Table Deg.	Ant High (cm)
2441.00	96.07	1.43	97.50	74.00	23.50	Peak	99	100
2441.00	56.48	1.43	57.91	54.00	3.91	Average	99	100
4882.00	37.42	8.35	45.77	54.00	-8.23	Average	232	100
4882.00	53.21	8.35	61.56	74.00	-12.44	Peak	232	100
7323.00	35.90	12.07	47.97	54.00	-6.03	Average	186	100
7323.00	49.92	12.07	61.99	74.00	-12.01	Peak	186	100

Notes:

1. Result = Meter Reading + Corrected Factor
2. Corrected Factor = Antenna Factor + Cable Loss - Amplifier
3. The resolution bandwidth of test receiver/spectrum analyzer is 120KHz and video bandwidth is 300kHz for Peak detection and Quasi-peak detection at frequency below 1GHz.
4. The resolution bandwidth of test receiver/spectrum analyzer is 1MHz and video bandwidth is 3MHz for Peak detection at frequency above 1GHz.
5. The resolution bandwidth of test receiver/spectrum analyzer is 1MHz and video bandwidth is 10Hz for Average detection at frequency above 1GHz.
6. The other emissions is too below to be measured.
7. 2402,2441,2480 MHz is fundamental frequency.

EUT	: Kwik Blue4-1	Pol/Phase	: VERTICAL
Power	: 120V	Temperature	: 28 °C
Test Mode	: Transmit/Receive	Humidity	: 67 %
Operation Channel	: 39	Atmospheric Pressure	: 1019 mmHg
Modulation Type	: GFSK	Memo	:
Rate	: 1 Mbps		



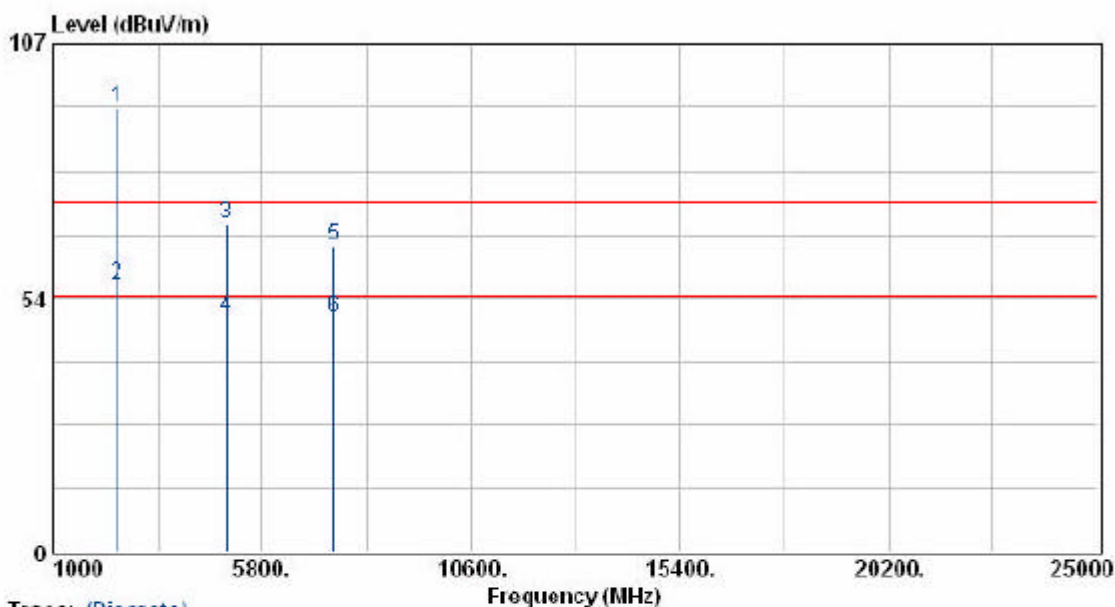
Trace: (Discrete)

Frequency (MHz)	Meter Reading (dBuV)	Corrected Factor (dBuV/m)	Result (dBuV/m)	Limit (dB)	Margin (dB)	Remark	Table Deg.	Ant High (cm)
2441.00	96.81	0.73	97.54	74.00	23.54	Peak	57	100
2441.00	56.60	0.73	57.33	54.00	3.33	Average	57	100
4882.00	58.98	7.57	66.55	74.00	-7.45	Peak	52	100
4882.00	40.11	7.57	47.68	54.00	-6.32	Average	52	100
7323.00	54.55	11.15	65.71	74.00	-8.29	Peak	214	100
7323.00	38.42	11.15	49.57	54.00	-4.43	Average	214	100

Notes:

1. Result = Meter Reading + Corrected Factor
2. Corrected Factor = Antenna Factor + Cable Loss - Amplifier
3. The resolution bandwidth of test receiver/spectrum analyzer is 120kHz and video bandwidth is 300kHz for Peak detection and Quasi-peak detection at frequency below 1GHz.
4. The resolution bandwidth of test receiver/spectrum analyzer is 1MHz and video bandwidth is 3MHz for Peak detection at frequency above 1GHz.
5. The resolution bandwidth of test receiver/spectrum analyzer is 1MHz and video bandwidth is 10Hz for Average detection at frequency above 1GHz.
6. The other emissions is too below to be measured.
7. 2402,2441,2480 MHz is fundamental frequency.

EUT	: Kwik Blue4-1	Pol/Phase	: HORIZONTAL
Power	: 120V	Temperature	: 28 °C
Test Mode	: Transmit/Receive	Humidity	: 67 %
Operation Channel	: 78	Atmospheric Pressure	: 1019 mmHg
Modulation Type	: GFSK	Memo	:
Rate	: 1 Mbps		



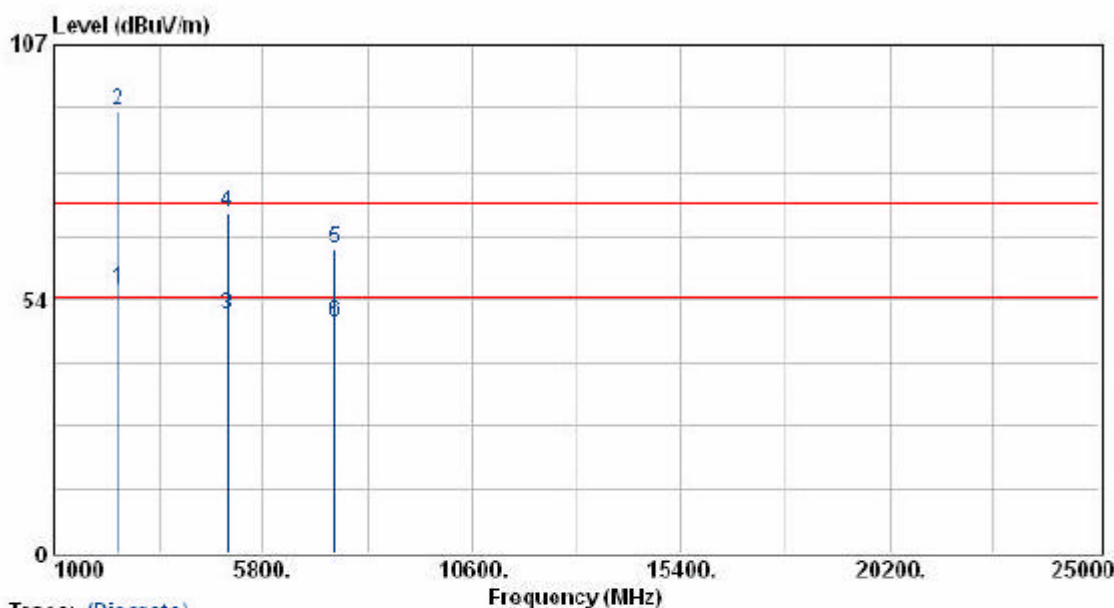
Trace: (Discrete)

Frequency (MHz)	Meter Reading (dBuV)	Corrected Factor (dBuV/m)	Result (dBuV/m)	Limit (dB)	Margin (dB)	Remark	Table Deg.	Ant High (cm)
2480.00	91.82	1.56	93.38	74.00	19.38	Peak	99	100
2480.00	54.67	1.56	56.23	54.00	2.23	Average	99	100
4960.00	60.43	8.65	69.08	74.00	-4.92	Peak	232	100
4960.00	40.71	8.65	49.36	54.00	-4.64	Average	232	100
7440.00	52.46	12.32	64.78	74.00	-9.22	Peak	186	100
7440.00	37.20	12.32	49.52	54.00	-4.48	Average	186	100

Notes:

1. Result = Meter Reading + Corrected Factor
2. Corrected Factor = Antenna Factor + Cable Loss - Amplifier
3. The resolution bandwidth of test receiver/spectrum analyzer is 120KHz and video bandwidth is 300kHz for Peak detection and Quasi-peak detection at frequency below 1GHz.
4. The resolution bandwidth of test receiver/spectrum analyzer is 1MHz and video bandwidth is 3MHz for Peak detection at frequency above 1GHz.
5. The resolution bandwidth of test receiver/spectrum analyzer is 1MHz and video bandwidth is 10Hz for Average detection at frequency above 1GHz.
6. The other emissions is too below to be measured.
7. 2402,2441,2480 MHz is fundamental frequency.

EUT	: Kwik Blue4-1	Pol/Phase	: VERTICAL
Power	: 120V	Temperature	: 28 °C
Test Mode	: Transmit/Receive	Humidity	: 67 %
Operation Channel	: 78	Atmospheric Pressure	: 1019 mmHg
Modulation Type	: GFSK	Memo	:
Rate	: 1 Mbps		



Trace: (Discrete)

Frequency (MHz)	Meter Reading (dBuV)	Corrected Factor (dBuV/m)	Result (dBuV/m)	Limit (dB)	Margin (dB)	Remark	Table Deg.	Ant High (cm)
2480.00	54.83	0.86	55.69	54.00	1.69	Average	57	100
2480.00	92.07	0.86	92.93	74.00	18.93	Peak	57	100
4960.00	42.23	7.85	50.08	54.00	-3.92	Average	52	100
4960.00	64.21	7.85	72.06	74.00	-1.94	Peak	52	100
7440.00	52.93	11.28	64.21	74.00	-9.79	Peak	214	100
7440.00	37.46	11.28	48.74	54.00	-5.26	Average	214	100

Notes:

1. Result = Meter Reading + Corrected Factor
2. Corrected Factor = Antenna Factor + Cable Loss - Amplifier
3. The resolution bandwidth of test receiver/spectrum analyzer is 120KHz and video bandwidth is 300kHz for Peak detection and Quasi-peak detection at frequency below 1GHz.
4. The resolution bandwidth of test receiver/spectrum analyzer is 1MHz and video bandwidth is 3MHz for Peak detection at frequency above 1GHz.
5. The resolution bandwidth of test receiver/spectrum analyzer is 1MHz and video bandwidth is 10Hz for Average detection at frequency above 1GHz.
6. The other emissions is too below to be measured.
7. 2402,2441,2480 MHz is fundamental frequency.

5.5.1 Test Photographs

Front View



Rear View

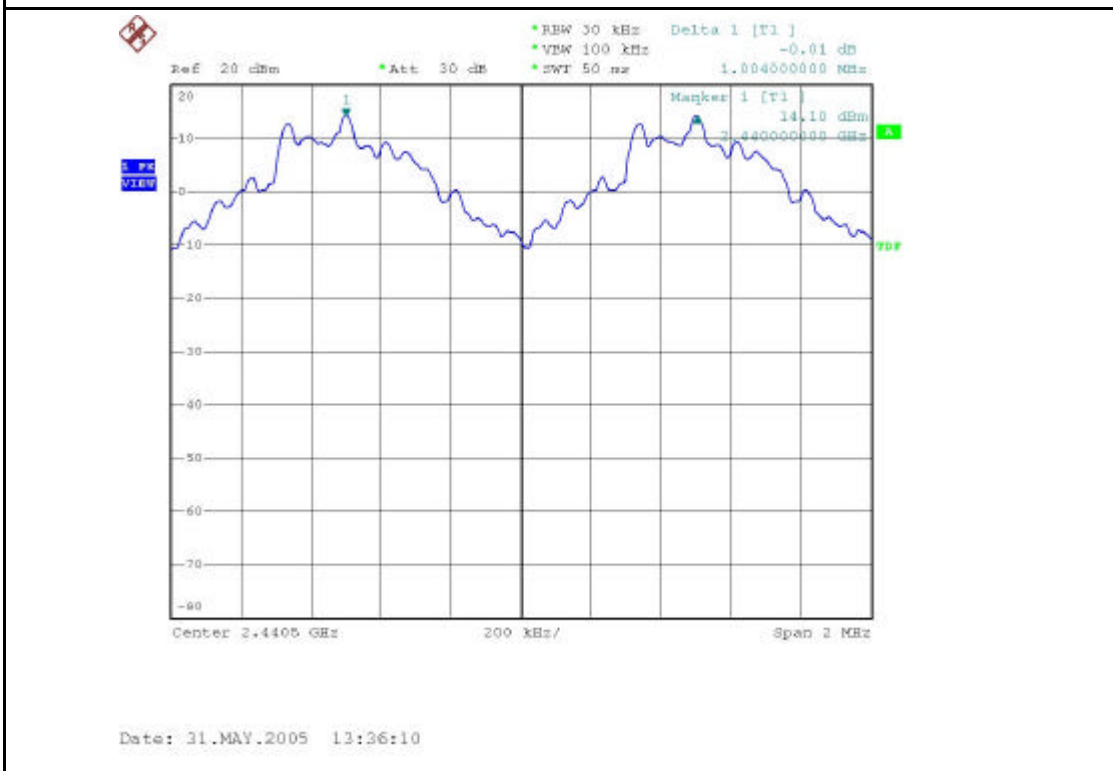
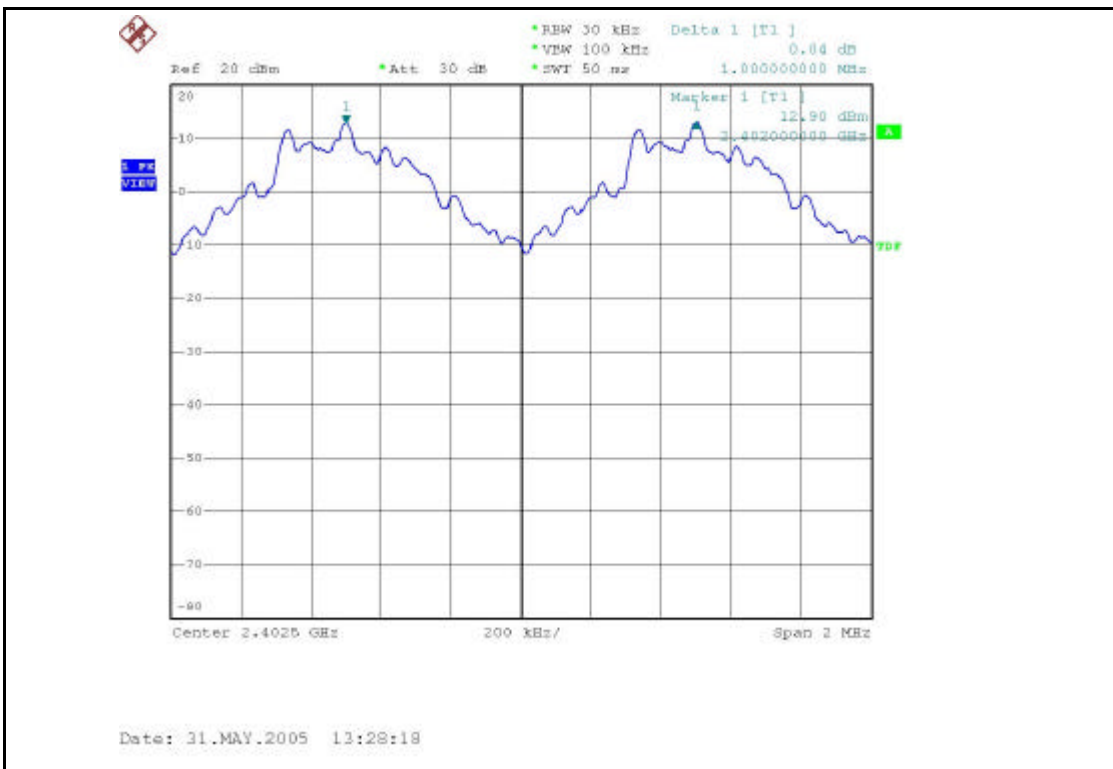


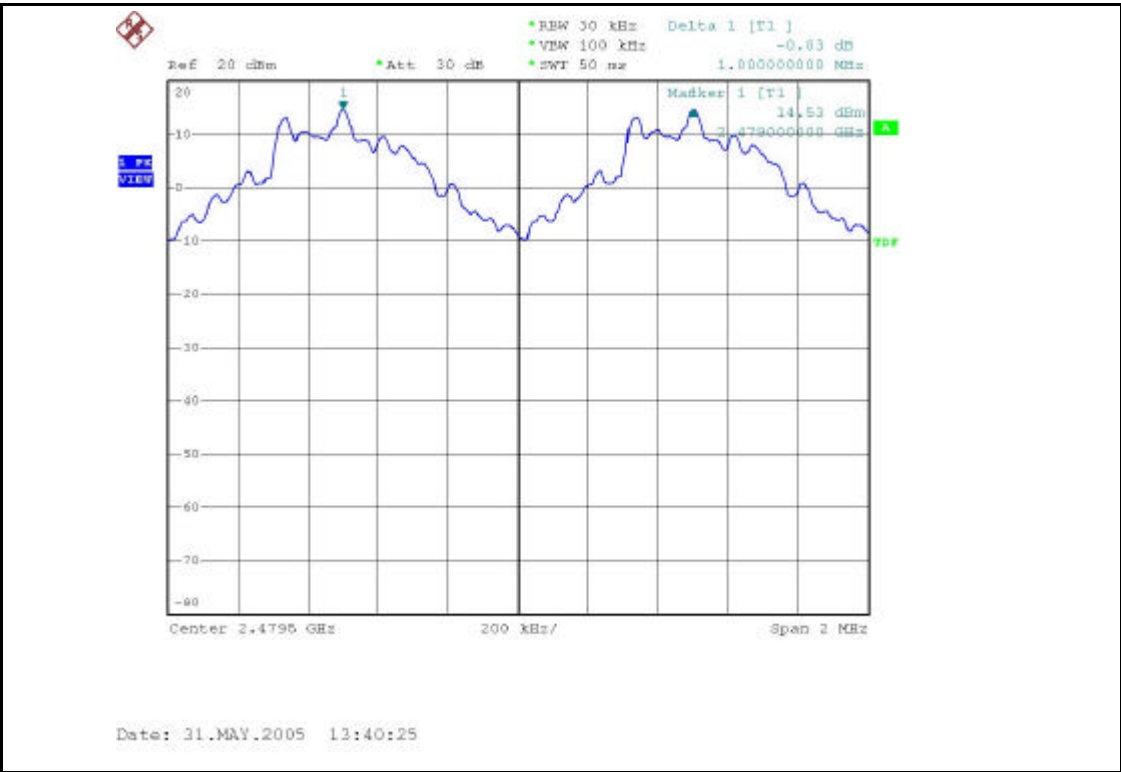
5.6 Channel Carrier Frequencies Separation

(1) Modulation Standard : GFSK C1Mbps

Test Date: May. 31, 2005 Temperature: 25 Humidity: 65%

a) 2402 MHz Channel Separation is	1.000	MHz
b) 2441 MHz Channel Separation is	1.004	MHz
c) 2480 MHz Channel Separation is	1.000	MHz



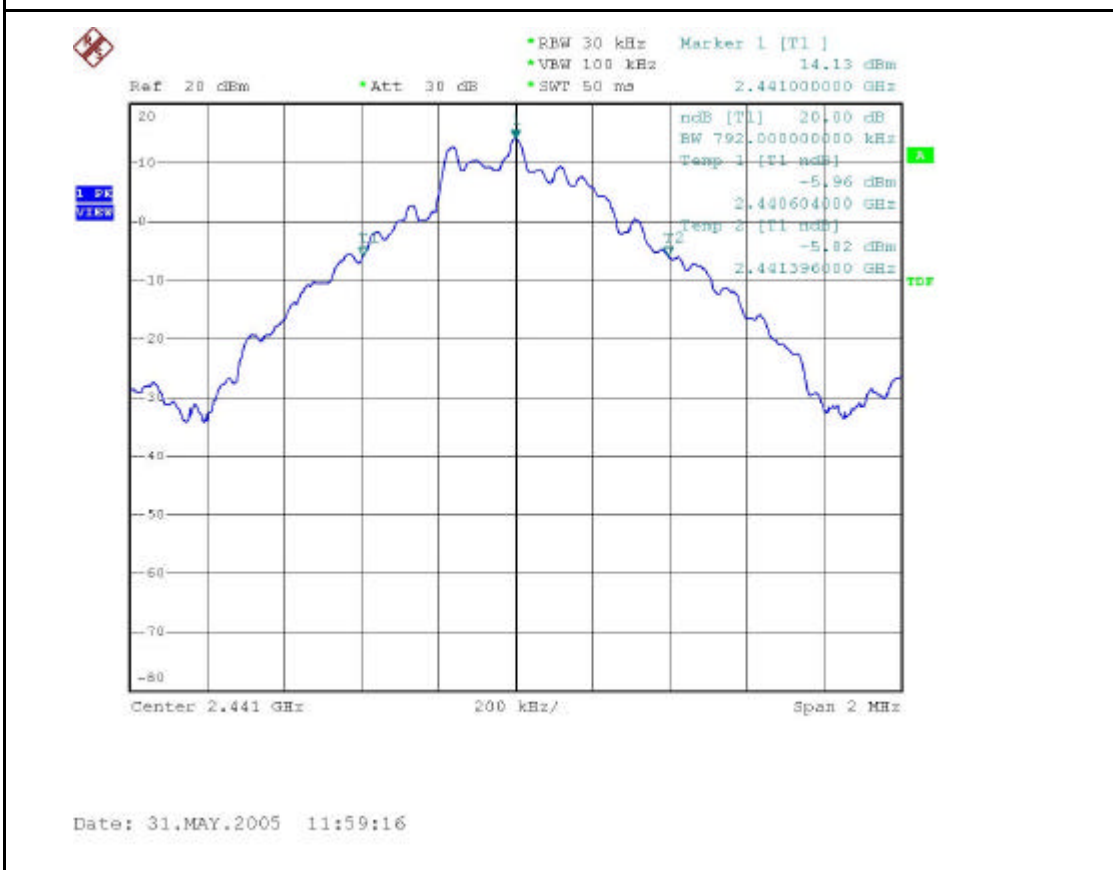
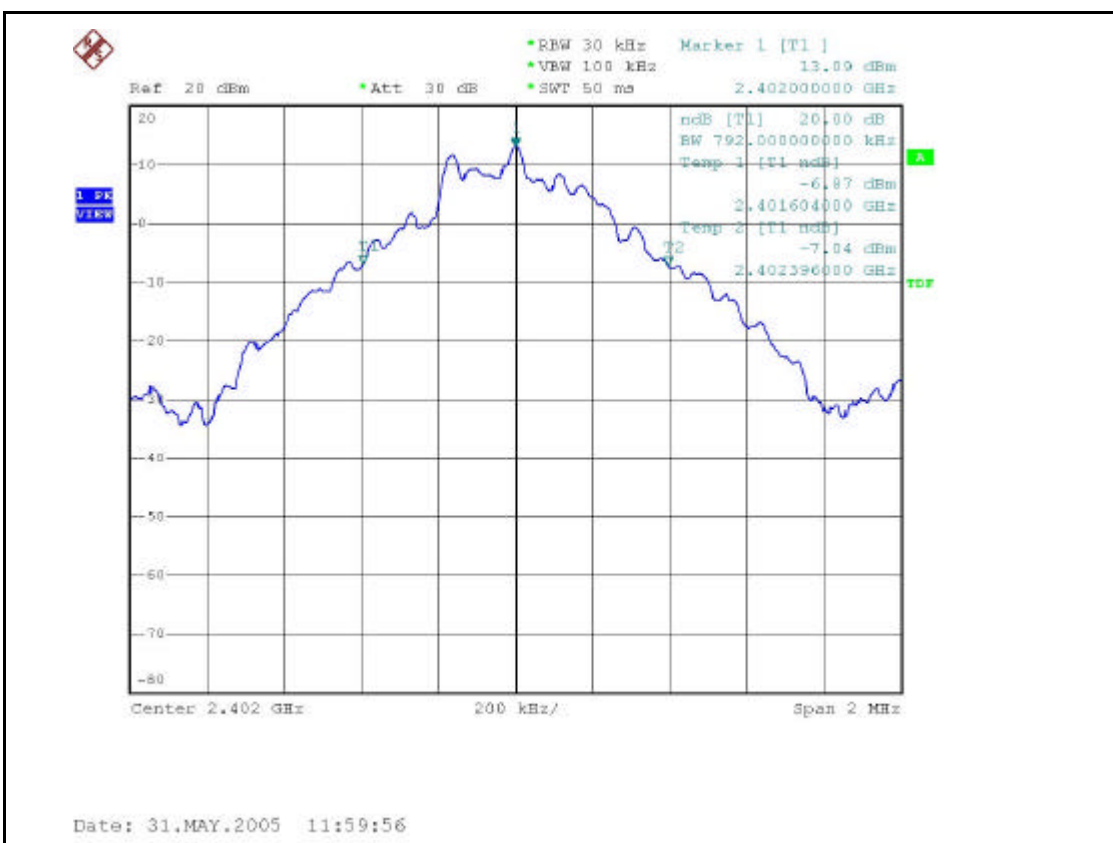


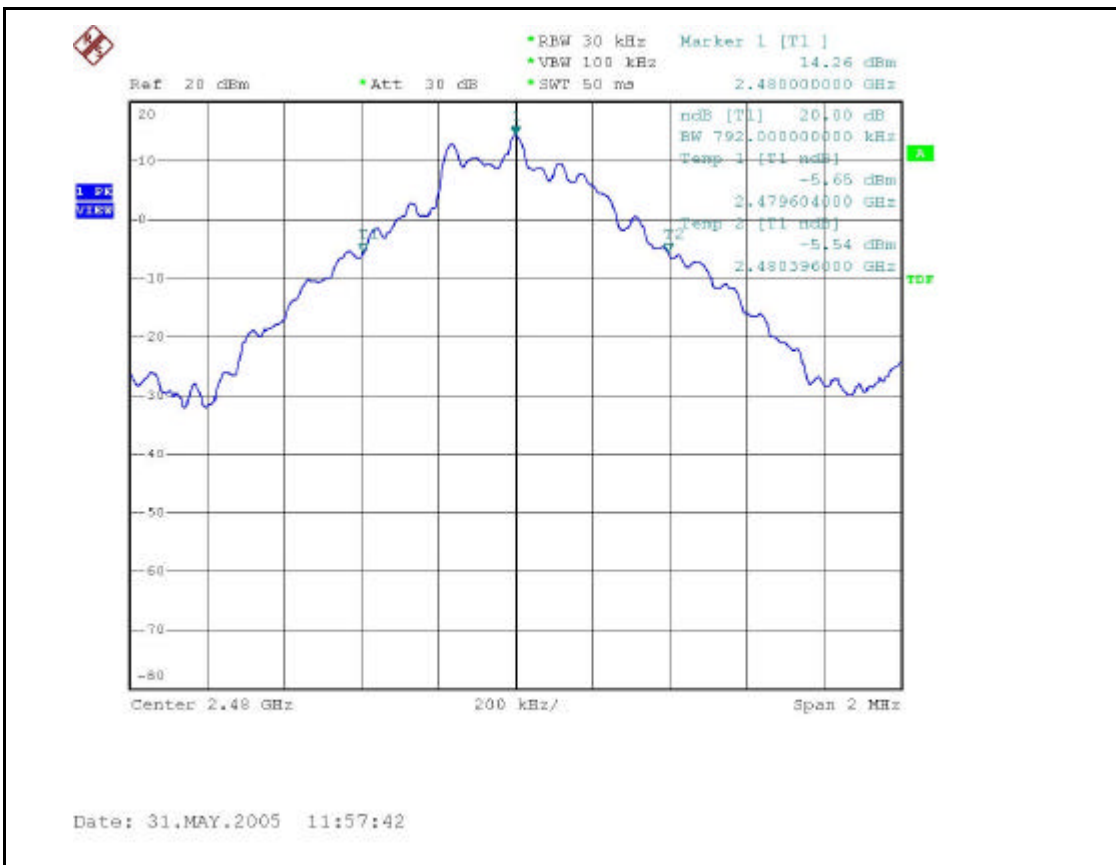
5.7 20dB Bandwidth Measurement Data

(1) Modulation Standard : GFSK C1Mbps

Test Date: May. 31, 2005 Temperature: 25 Humidity: 65%

a) Channel 0: 20dB Emission Bandwidth is	792	KHz
b) Channel 39: 20dB Emission Bandwidth is	792	KHz
c) Channel 78: 20dB Emission Bandwidth is	792	KHz





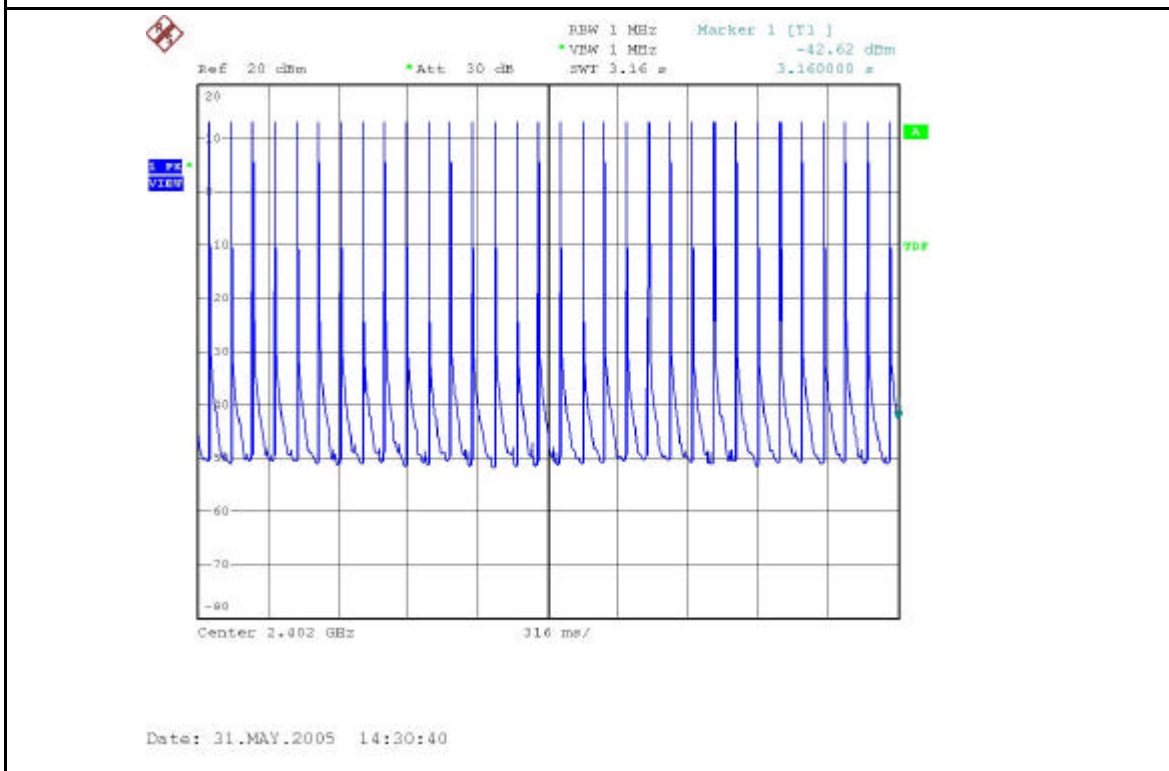
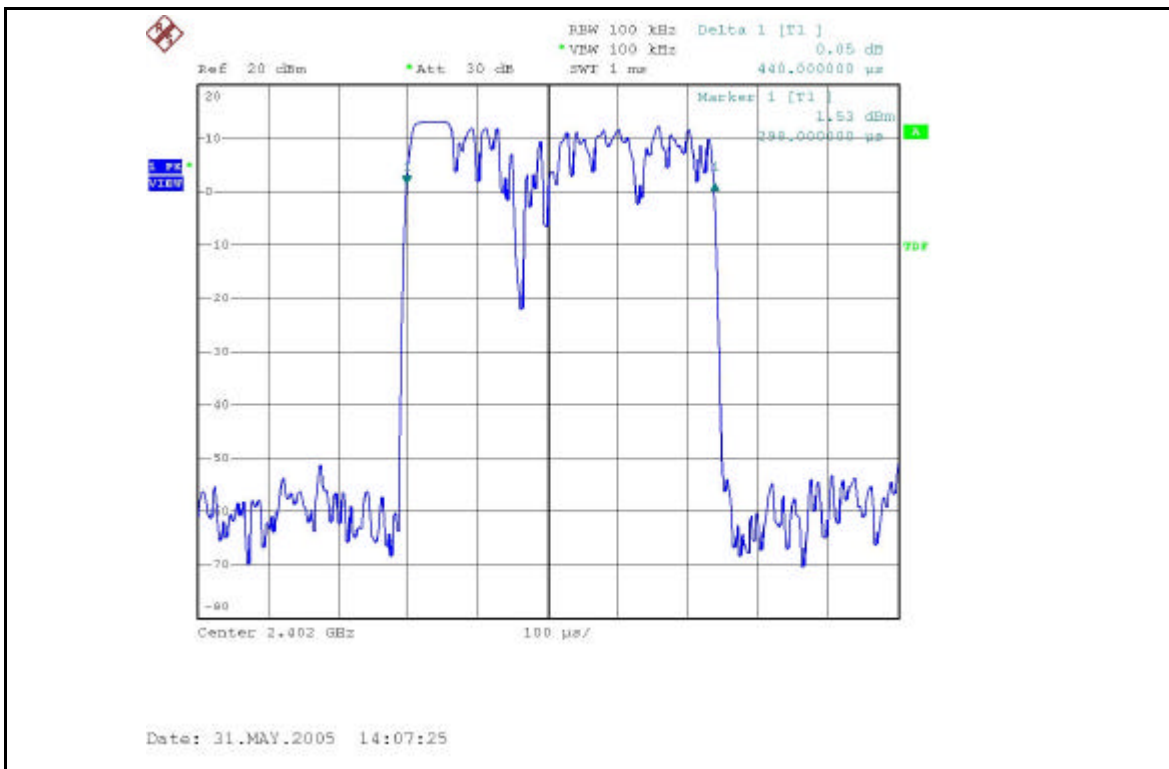
5.8 Dwell Time

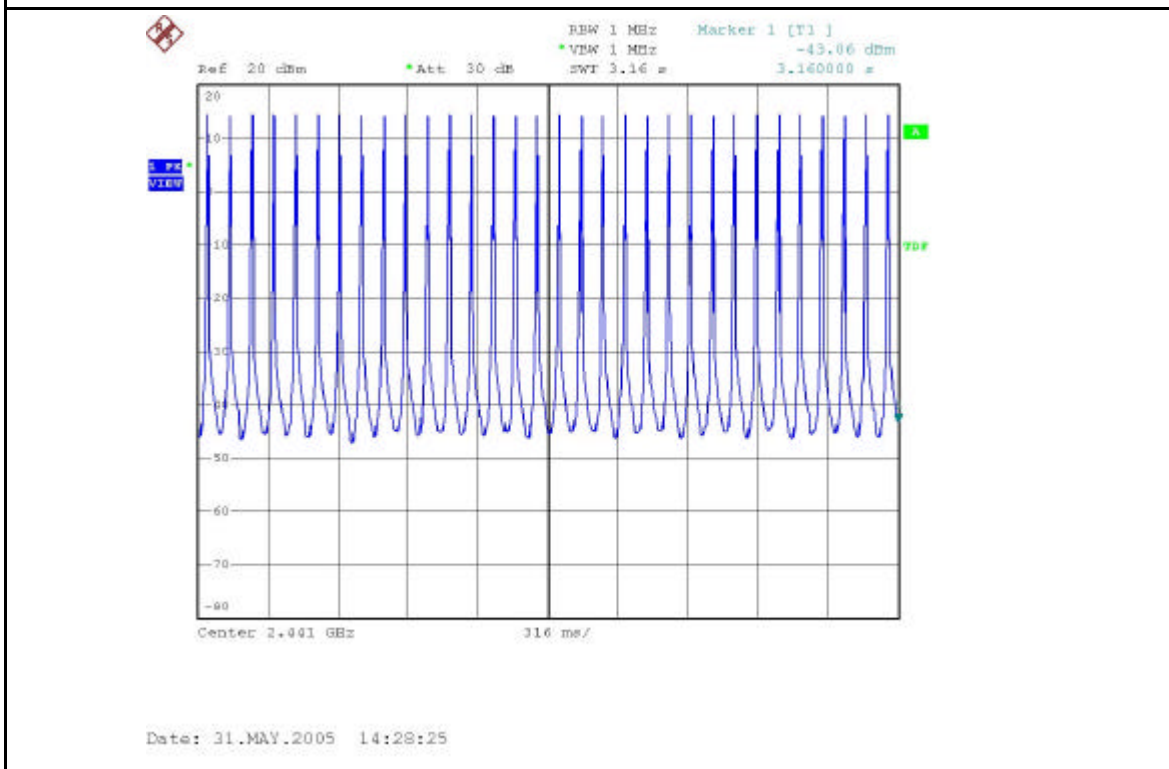
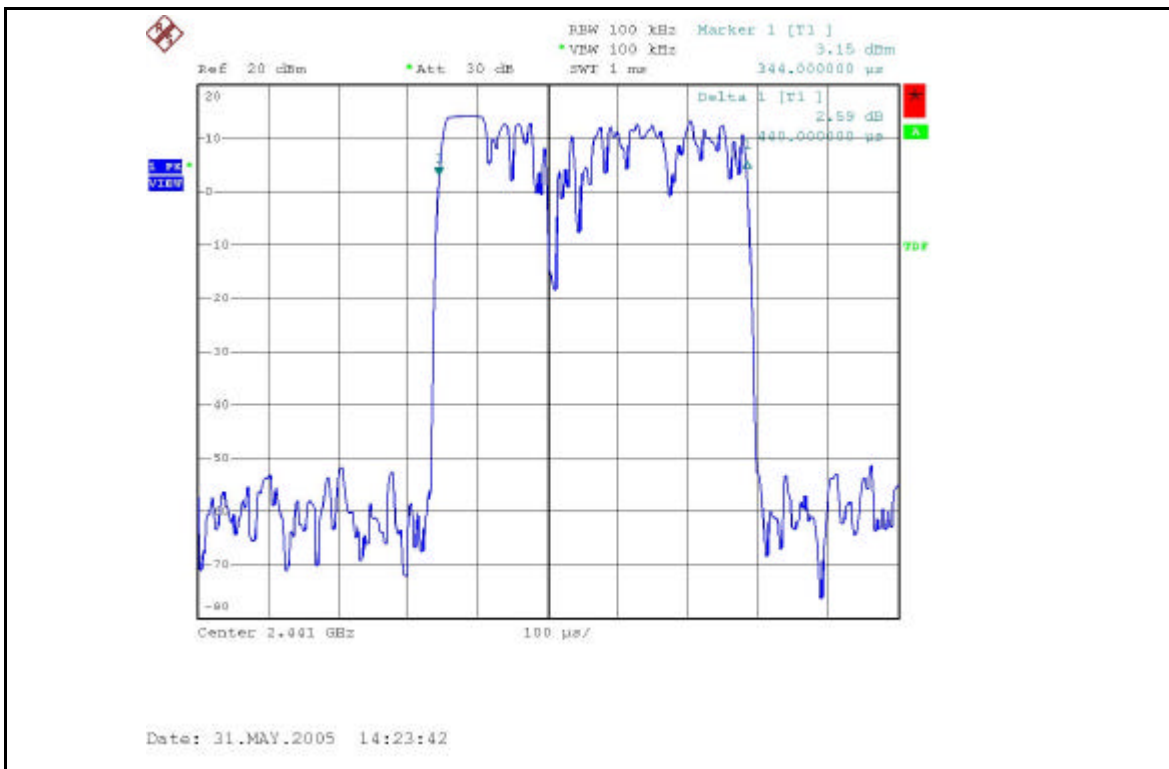
(1) Modulation Standard : GFSK C1Mbps

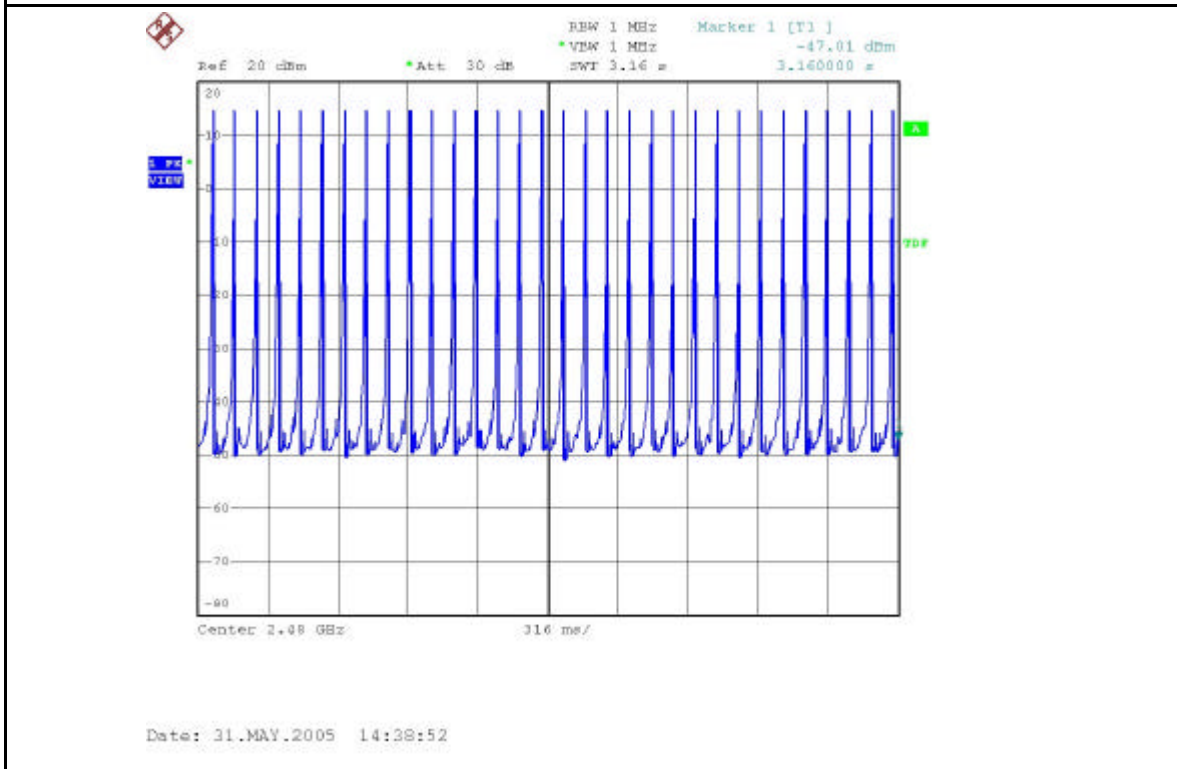
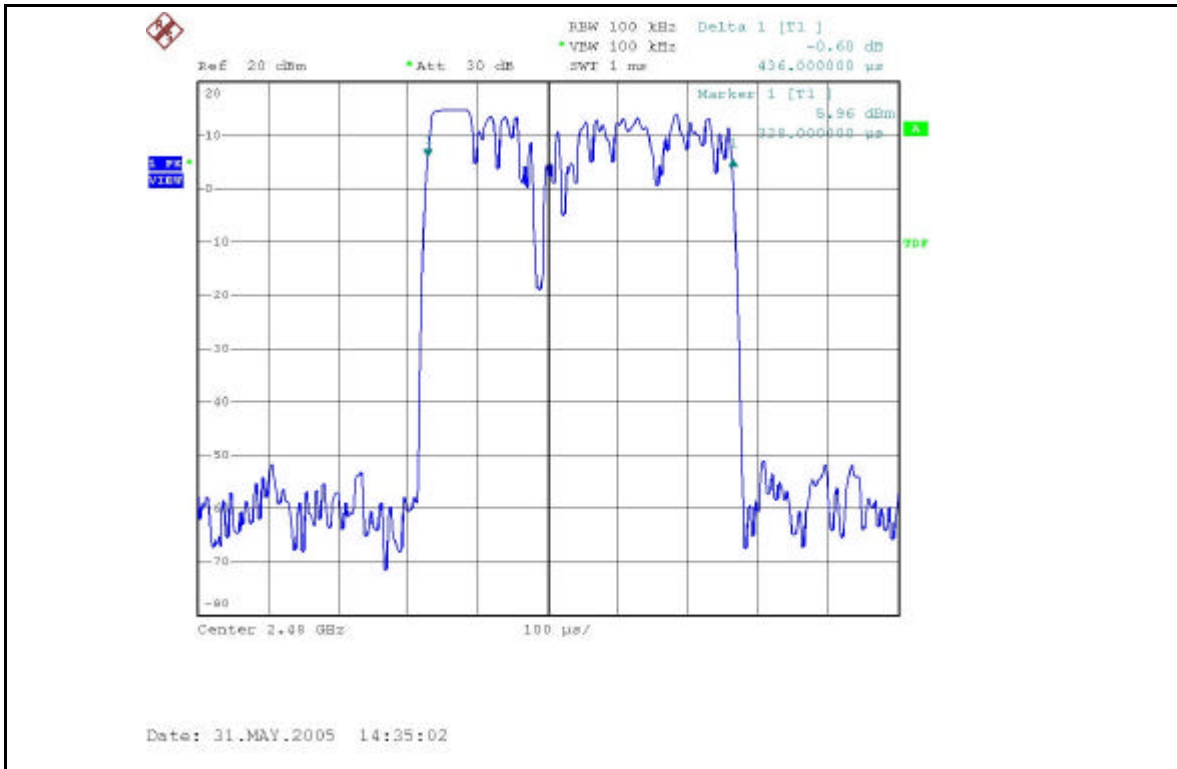
Test Date: May. 31, 2005 Temperature: 25 Humidity: 65%

Test Period = 0.4 (second/ channel) x 79 Channel = 31.6 sec

a) 2402 MHz Dwell Time is	=	0.440ms	x	$\frac{31.6}{3.16}$	x	32	=	140.80ms
b) 2441 MHz Dwell Time is	=	0.344ms	x	$\frac{31.6}{3.16}$	x	32	=	110.08ms
c) 2480 MHz Dwell Time is	=	0.436ms	x	$\frac{31.6}{3.16}$	x	32	=	139.52ms





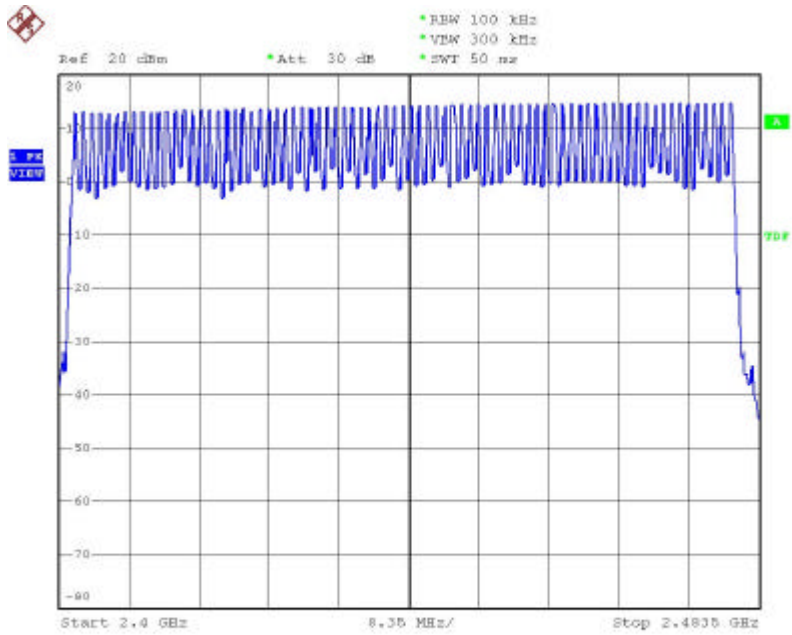


5.9 Number of Hopping Channels

(1) Modulation Standard : GFSK C1Mbps

Test Date: May. 31, 2005 Temperature: 25 Humidity: 65%

Number of hopping channels	79	Channels
----------------------------	----	----------



Date: 31.MAY.2005 13:50:07

5.10 Peak Output Power Measurement Data

(1) Modulation Standard : GFSK C1Mbps

Test Date: May. 31, 2005 Temperature: 25 Humidity: 65%

a) Channel 0: Output Peak Power is	12.77	dBm or	18.923	mW
b) Channel 39: Output Peak Power is	14.08	dBm or	25.586	mW
c) Channel 78: Output Peak Power is	14.60	dBm or	28.840	mW

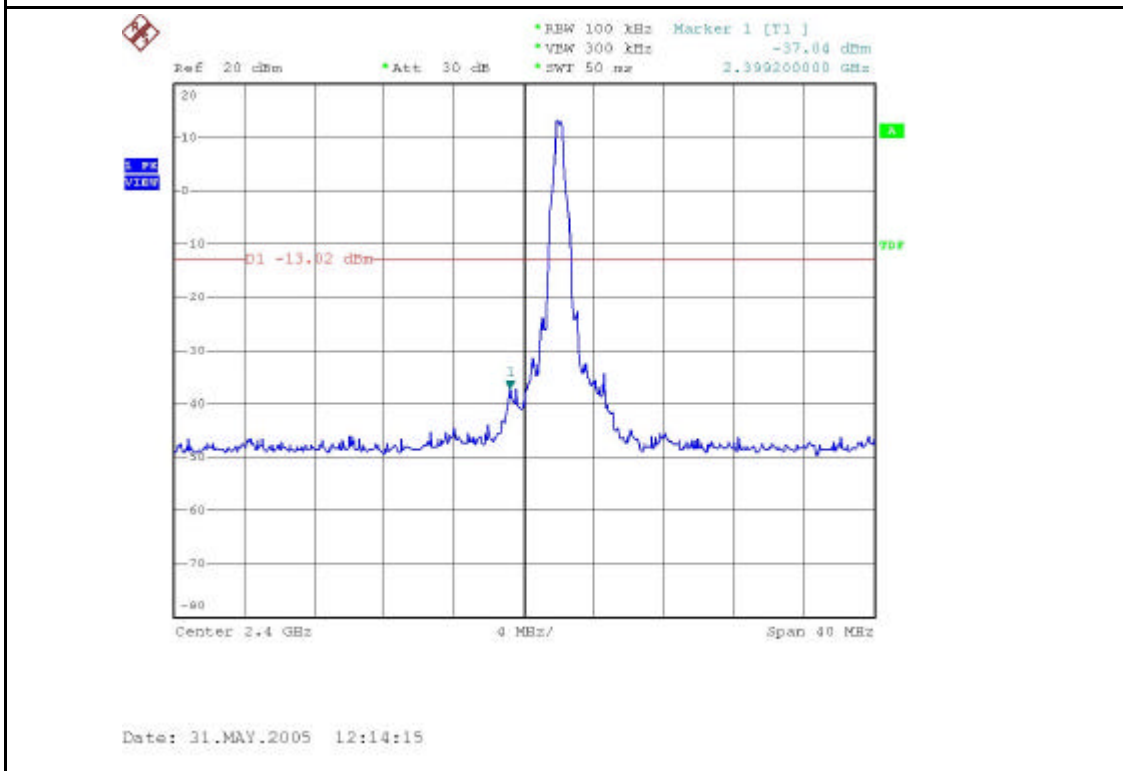
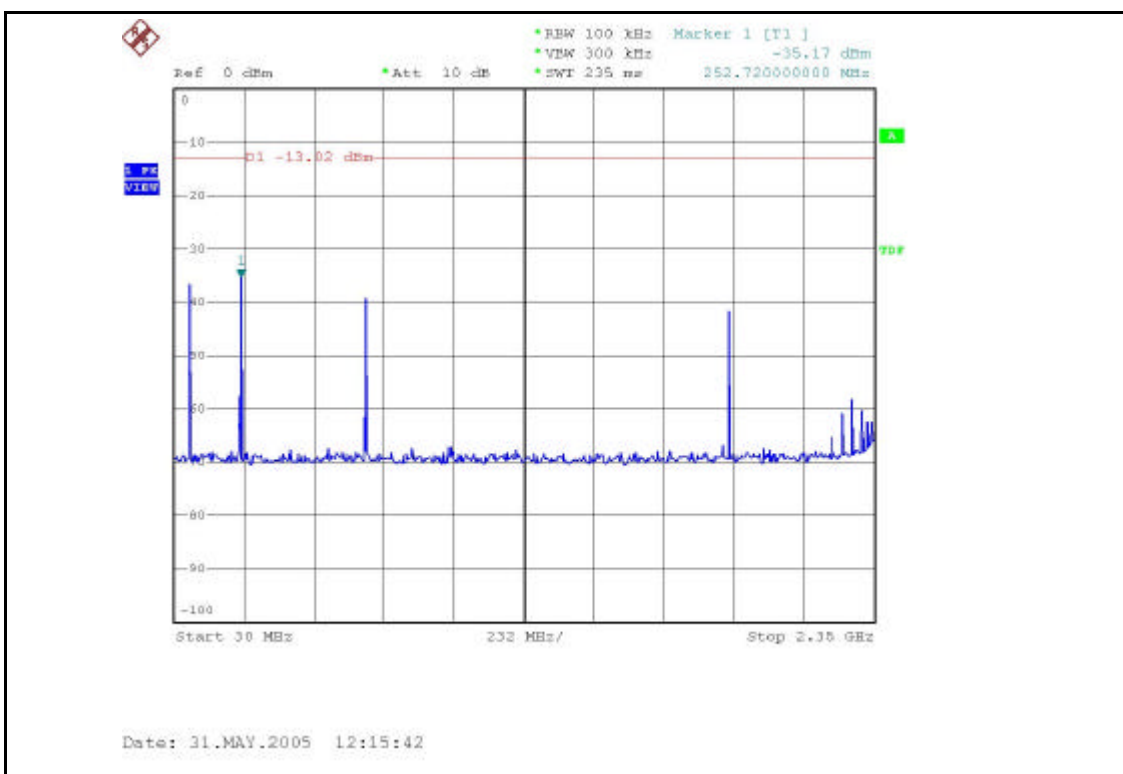


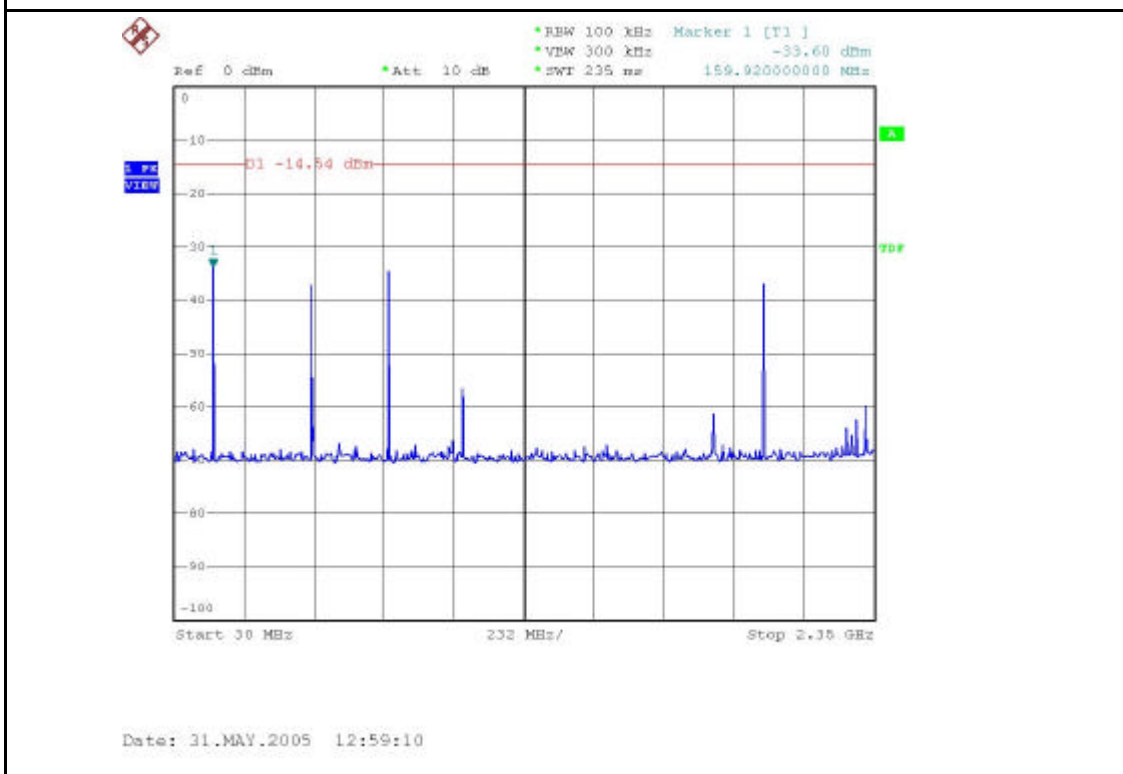
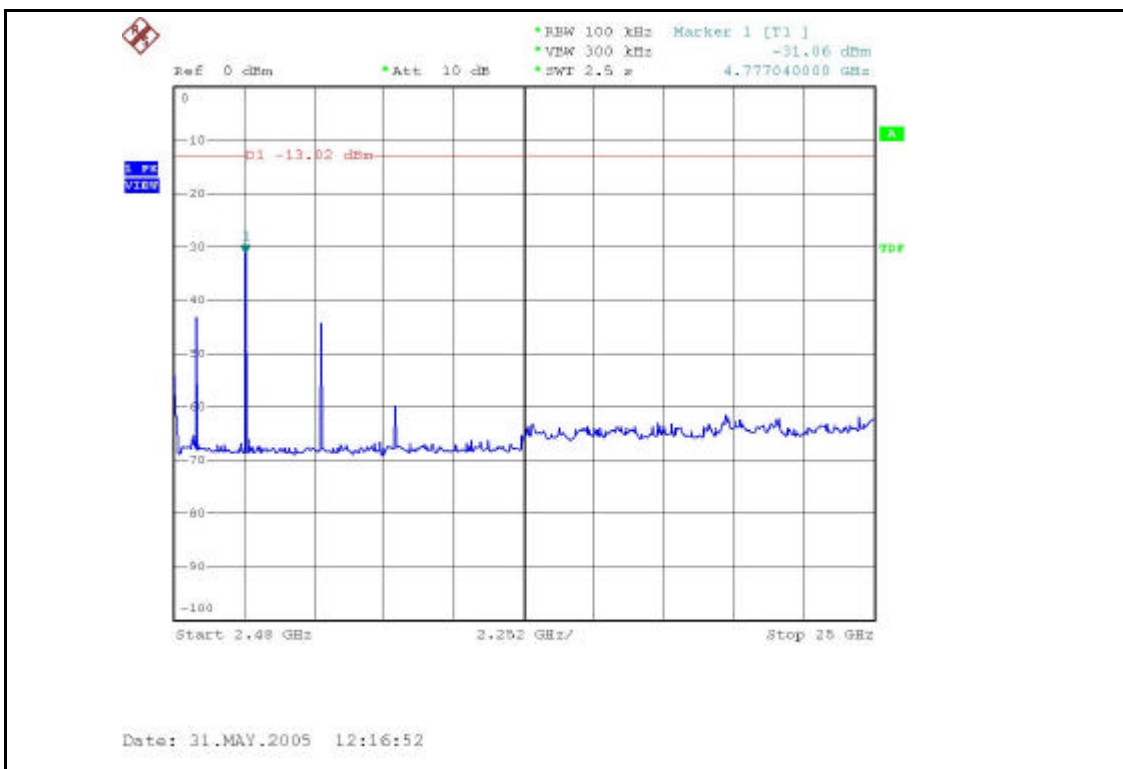
5.11 Band Edges Measurement Data

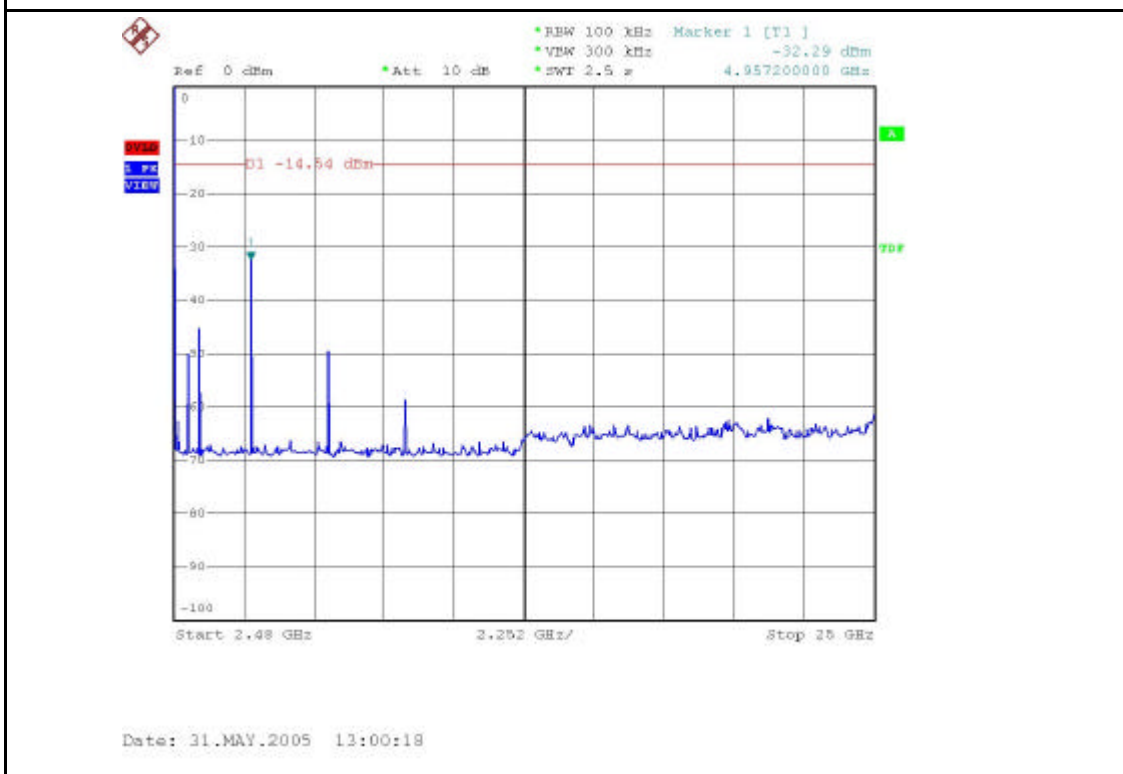
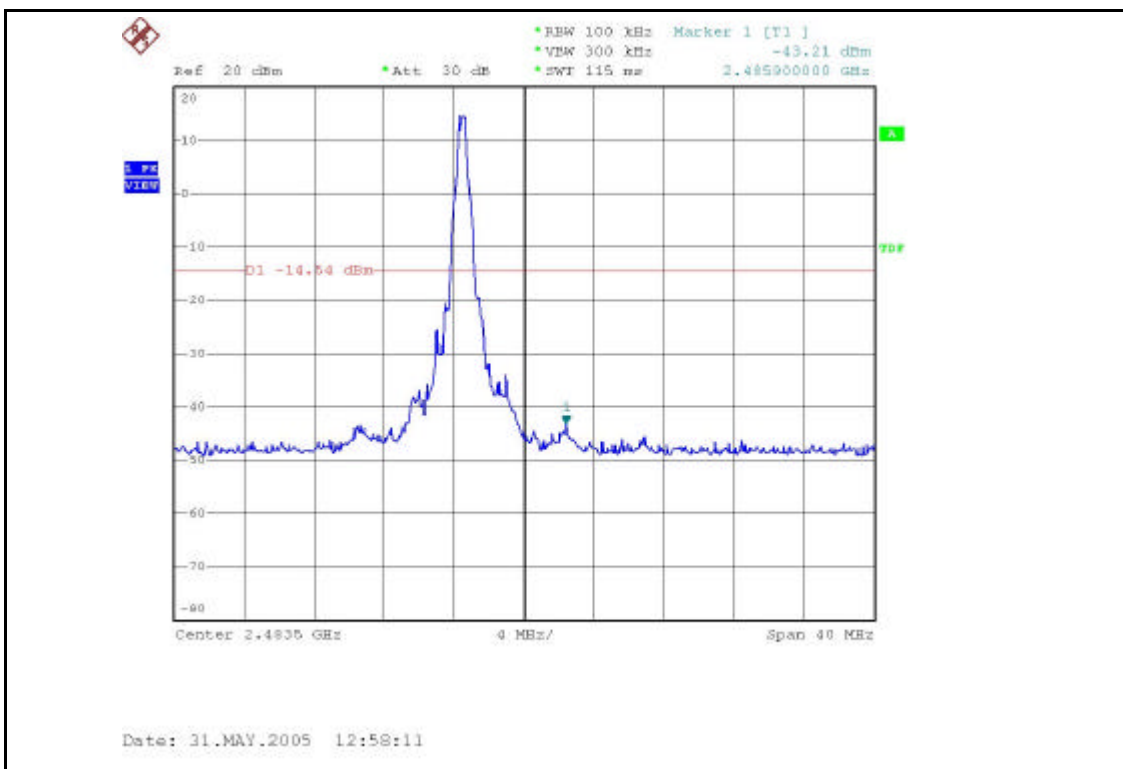
(1) Modulation Standard : GFSK C1Mbps

Test Date: May. 31, 2005 Temperature: 25 Humidity: 65%

a) Lower Band Edge: maximum value is	-31.06	dBm that is attenuated more than 20dB
b) Upper Band Edge: maximum value is	-32.29	dBm that is attenuated more than 20dB







5.11.1 Restrict Band Emission Measurement Data

(1) Modulation Standard : GFSK C1Mbps

Test Date: Jun. 01, 2005 Temperature: 28 Humidity: 67%

a) Channel 0

Fundamental Frequency: 2402 MHz

Frequency (MHz)	Meter Reading	Polarization	Remark	Limit@3m (dBuV/m)		Margin (dB)	Table Deg. (Deg.)	Ant High (m)
				Peak	Ave.			
2388.568	46.86	H	Peak	74	54	-27.14	99	1.1
2386.176	33.20	H	Ave.	74	54	-20.80	99	1.1
2386.360	47.24	V	Peak	74	54	-26.76	57	1.0
2386.176	32.01	V	Ave.	74	54	-21.99	57	1.0

b) Channel 79

Fundamental Frequency: 2480 MHz

Frequency (MHz)	Meter Reading	Polarization	Remark	Limit@3m (dBuV/m)		Margin (dB)	Table Deg. (Deg.)	Ant High (m)
				Peak	Ave.			
2483.50	55.20	H	Peak	74	54	-18.80	99	1.1
2483.50	38.29	H	Ave.	74	54	-15.71	99	1.1
2483.50	57.13	V	Peak	74	54	-16.87	57	1.0
2483.50	39.14	V	Ave.	74	54	-14.86	57	1.0

Notes:

1. Level = Meter Reading + Factor.
2. Factor = Antenna Factor + Cable Loss – Amplifier.
3. The resolution bandwidth and video bandwidth of test receiver/spectrum analyzer is 1MHz for Peak detection and Quasi-peak detection at frequency above 1GHz.
4. The resolution bandwidth of test receiver/spectrum analyzer is 1MHz and video bandwidth is 10Hz for Average detection at frequency above 1GHz.