



INTERNATIONAL ELECTRICAL CERTIFICATION CENTRE LTD.

**F C C -  
TEST REPORT**

REPORT NO.: 16267/8/400F

Units 602-605, 6/F., 31 Lok Yip Road, On Lok Tsuen, Fanling, N.T., Hong Kong  
Tel: [852] 2305-2570 Fax: [852] 2756-4480



INTERNATIONAL ELECTRICAL  
CERTIFICATION CENTRE LTD.

## FCC – Test Report

No. 16267/8/400F

Date: 1998-05-28

Page 2 of 9

FCC listed testlab  
acc. to Section 2.948 of the FCC - Rules

in compliance with the requirements of  
ANSI C63.4 - 1992

**Product** : Walkie Talkie – 49 MHz Receiver  
**Model** : 231592  
**Applicant** : MGA ENTERTAINMENT (HK) LTD  
**Manufacturer** : ARTLIGHT ELECTRICAL  
MANUFACTURING CO LTD



INTERNATIONAL ELECTRICAL  
CERTIFICATION CENTRE LTD.

## FCC – Test Report

No. 16267/8/400F

Date: 1998-05-28

Page 3 of 9

### TABLE OF CONTENTS

1. Cover sheet
2. Introduction
3. Table of Contents
4. Laboratory Report
5. Summary of Testresults
6. Test Equipment List
7. Radiated Emission Testprocedure
8. Interference Radiation (Datasheet)
9. Notes for Radiation Measurement (acc. to ANSI C63.4 - 1992)



INTERNATIONAL ELECTRICAL  
CERTIFICATION CENTRE LTD.

## FCC – Test Report

No. 16267/8/400F

Date: 1998-05-28

Page 4 of 11

# LABORATORY - REPORT

**APPLICANT:** MGA ENTERTAINMENT (HK) LTD

**ADDRESS:** Unit 704-706, Energy Plaza  
92 Granville Road  
Tsimshatsui East, Kowloon  
HONG KONG

**DATE OF SAMPLE RECEIVED:** 1998-04-14

**DATE OF TESTING:** 1998-05-28

### DESCRIPTION OF SAMPLE:

**Product:** Walkie Talkie – 49 MHz Receiver  
**Manufacturer:** ARTLIGHT ELECTRICAL MANUFACTURING CO LTD  
**Model number:** 231592  
**Rating:** Battery : DC 9V ('6F22' Size x 1)  
**Country of Origin:** P.R. CHINA

### INVESTIGATIONS REQUESTED:


Measurements to the relevant clauses of F.C.C. Rules and Regulations  
Part 15 Subpart B – Unintentional Radiators

### RESULTS:

See the attached test sheets

### CONCLUSIONS

From the measurement data obtained, the tested sample was considered to have **COMPLIED** with the requirements for the relevant clauses of Federal Communications Commission Rules as specified above.



Authorized Signature

**Remark:** Purpose of those tests in this report is to provide the applicant with the necessary test data of their device for the submission to FCC with application for Equipment Authorization under the FCC Equipment Authorization Program. The tests themselves are not Approval Tests



INTERNATIONAL ELECTRICAL  
CERTIFICATION CENTRE LTD.

## FCC – Test Report

No. 16267/8/400F

Date: 1998-05-28

Page 5 of 9

# Summary of Test Results

### Interference Radiation:

Test result: O.K.  
Test data: See attached data sheet

### Interference Voltage:

Test result: N.A.  
Test data: N.A.



INTERNATIONAL ELECTRICAL  
CERTIFICATION CENTRE LTD.

## FCC – Test Report

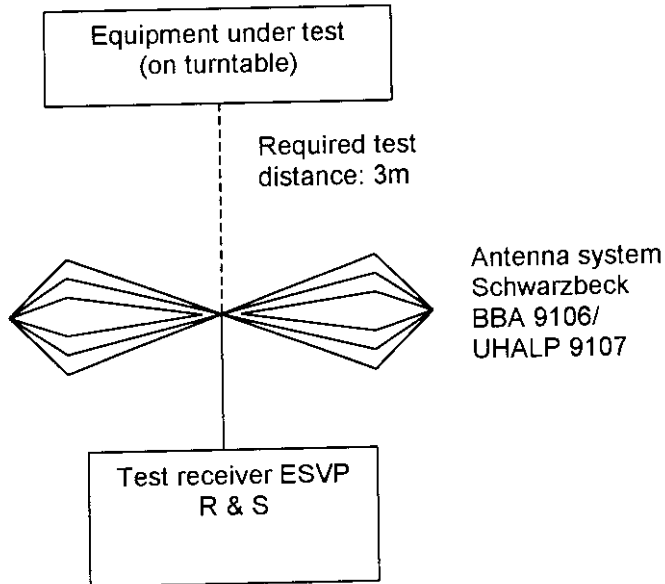
No. 16267/8/400F

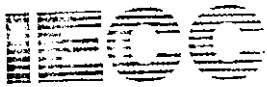
Date: 1998-05-28

Page 6 of 9

### TEST EQUIPMENT LIST

Equipment	Manufacturer	Model	Serial Number	Remark
Test Receiver	Rohde & Schwarz	ESH 3	863497/015	10KHz – 30MHz
Test Receiver	Rohde & Schwarz	ESVP	860688/022	25MHz – 1,300 MHz
Artificial Mains Network (LISN)	Schwarzbeck	NSLK 8127	--	2 x 10A, 50Ω, 50μH 10KHz-30MHz
Antenna System	Schwarzbeck	BBA 9106 / UHALP 9107	--	30MHz – 1000MHz
Antenna Mast System	Schwarzbeck	AM9104	--	Max. 4 meters height
Spectrum Analyzer with Q. Peak	Tektronix	2712	B023006	9KHz – 1.8GHz
Interface for Spectrum 2712	Tektronix	TD3F14A	--	
Test Receiver	Rohde & Schwarz	ESH 3	892580/006	10KHz – 30MHz
Test Receiver	Rohde & Schwarz	ESVP	863512/012	25MHz – 1,300 MHz
Impulse Limiter	Rohde & Schwarz	ESH-3-Z2	--	
Artificial Mains Network (LISN)	Schwarzbeck	NSLK 8127	--	2 x 10A, 50Ω, 50μH 10KHz-30MHz
Antenna System	Schwarzbeck	BBA 9106 / UHALP 9107	--	30MHz – 1000MHz
Signal Generator	Rohde & Schwarz	SWS 2	879113/42	100KHz – 1040 MHz
Digital Multimeter	Tektronix	DM2510G	DM- 2510GTW1055 5	10KHz – 30MHz
Turntable with Controller	Drehtisch	DT312	--	φ120 cm

**Radiated Emission Test Procedure**



# Unintentional Radiators

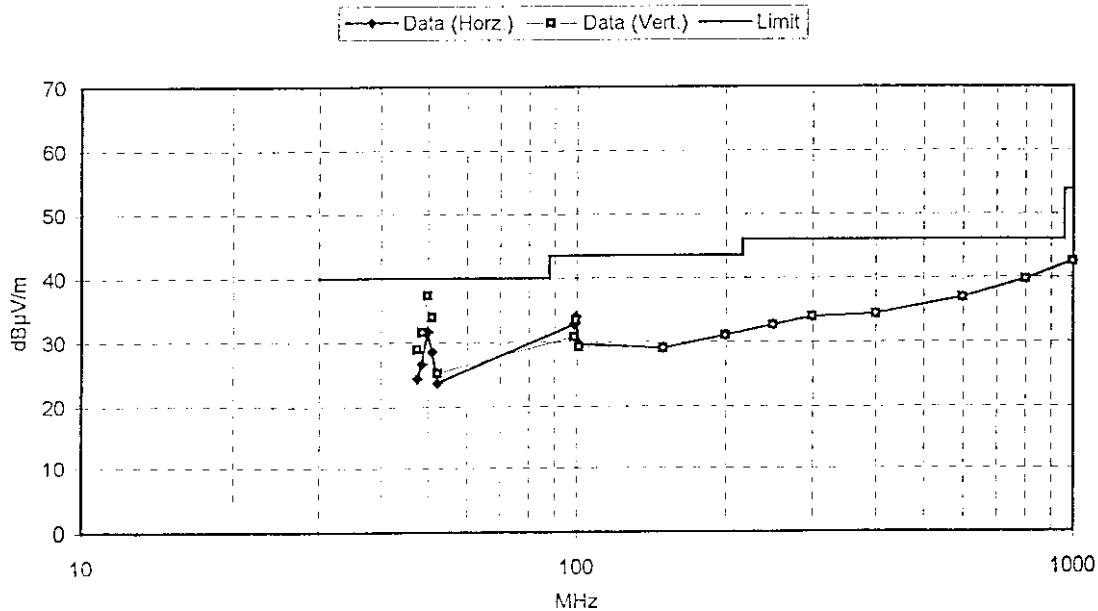
International Electrical Certification Centre Ltd.

Measurement of Radiated Emissions (30MHz-1000MHz)  
Acc: FCC Part 15 Subpart B

IECC Ref: 16267/8/400F  
 Model: 231592  
 Applicant: MGA ENTERTAINMENT (HK) LTD  
 Ser.Nr.: 1  
 Set under test: Walkie Talkie (49MHz-Rx)  
 Connected scts: -  
 Operating mode: Power "On"

Test Equipment  
 Receiver: ESVP Rohde & Schwarz  
 Antenna: Schwarzbeck BBA 9106  
 and UHALP 9107

Frequency (MHz)	Horz. Reading dB(μV)	Vert. Reading dB(μV)	Antenna Factor (dB)	Horiz. Test Result (μV/m)	Vert. Test Result (μV/m)	Limit (μV/m)
47.52	16	20.5	8.5	16.7	28.0	100.0
48.6	18.5	23.5	8.1	21.4	38.1	100.0
49.84	24	29.5	7.7	38.7	72.8	100.0
50.88	21	26.5	7.5	26.6	50.1	100.0
52.28	16.5	18	7.2	15.2	18.1	100.0
98.42	24.5	22.5	8.3	43.6	34.6	150.0
99.38	25.5	25	8.5	50.0	47.2	150.0
100.78	21	20.5	8.7	30.5	28.8	150.0
149.58	< 16	< 16	13.0	< 28.2	< 28.2	150.0
199.44	< 16	< 16	15.1	< 35.8	< 35.8	150.0
249.3	< 16	< 16	16.7	< 43.1	< 43.1	200.0
299.16	< 16	< 16	18.0	< 50.0	< 50.0	200.0
400	< 16	< 16	18.3	< 51.9	< 51.9	200.0
598.32	< 16	< 16	20.9	< 69.8	< 69.8	200.0
800	< 16	< 16	23.7	< 96.6	< 96.6	200.0
997.2	< 16	< 16	26.5	< 132.7	< 132.7	500.0



Date: 28 MAY 1998

O.K.  
 Not O.K.

Operator: 6





INTERNATIONAL ELECTRICAL  
CERTIFICATION CENTRE LTD.

## FCC – Test Report

No. 16267/8/400F

Date: 1998-05-28

Page 9 of 9

# Notes for Radiation Measurement

**1. Measurement facility:**

Measurement facility located at Fanling (Hong Kong), placed on file with the FCC Pursuant to Section 2.948 of the FCC Rules.

**2. Distance between the EUT and measuring antenna:**

3 meters.

**3. Measuring instrumentations:**

Rohde & Schwarz ESVP Test Receiver ( 20 - 1300 MHz ) with a CISPR weighting QP detector, 6 dB bandwidth set at 120 KHz.

**4. Measuring antenna:**

Broad-band antenna for the frequency range 30 - 300 MHz and frequency range 300 - 1000 MHz, connected with 10 meters coaxial cable. Cable loss of the coaxial cable included in the Antenna Factor for measurement data. The antennas are capable of measuring both horizontal and vertical polarizations.

**5. Frequency range scanned:**

The frequency range 30 - 5000 MHz has been scanned. Readings of the highest emissions relating to the limit were reported as above.

**6. Arrangement of EUT:**

During the test, the sample was operated at rated supply voltage and arranged for maximum emissions.

**7. Measuring Procedure:**

In accordance with the relevant sections of the American National Standards Institute (ANSI) C63.4-1992 'Methods of Measurement of Radio Noise Emissions from Low-Voltage Electrical and Electronic Equipment in the Range of 9KHz to 40GHz'.