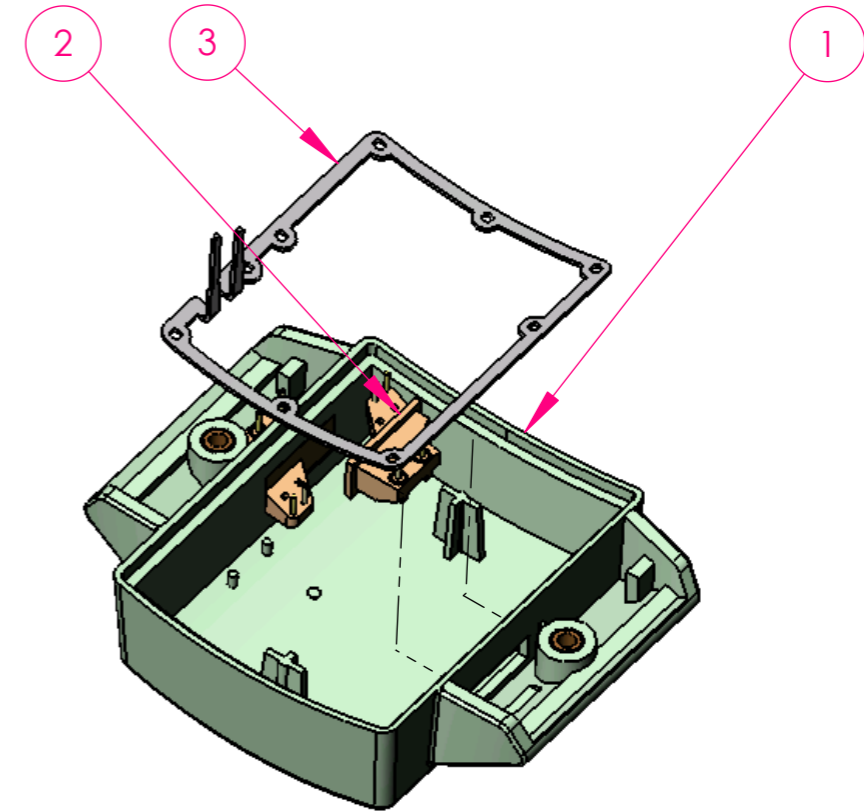
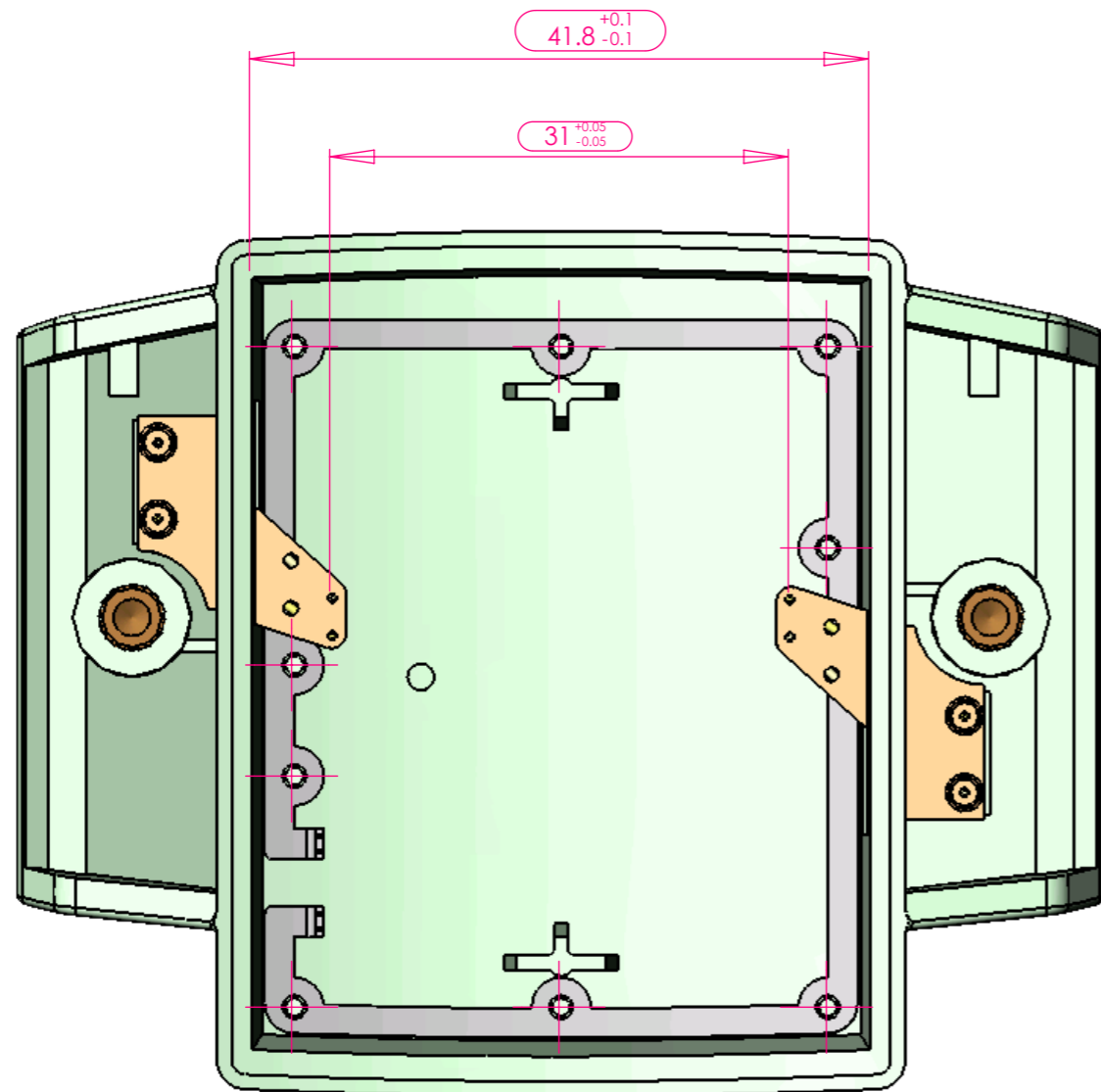



Revisions			
REV.	DESCRIPTION	DATE	APPROVED
A00	Released for production	05-Jul-06	YF



3	30110671	ANTENNA LOOP FOR TRX-L-720	1
2	32490624	PLASTIC INSERT JUMPER FOR TX-L	2
1	32110620	PLASTIC BODY FOR TX-L+INSERT BLK	1
ITEM NO.	SW-File Name	DESCRIPTION	with insert M3/QTY.

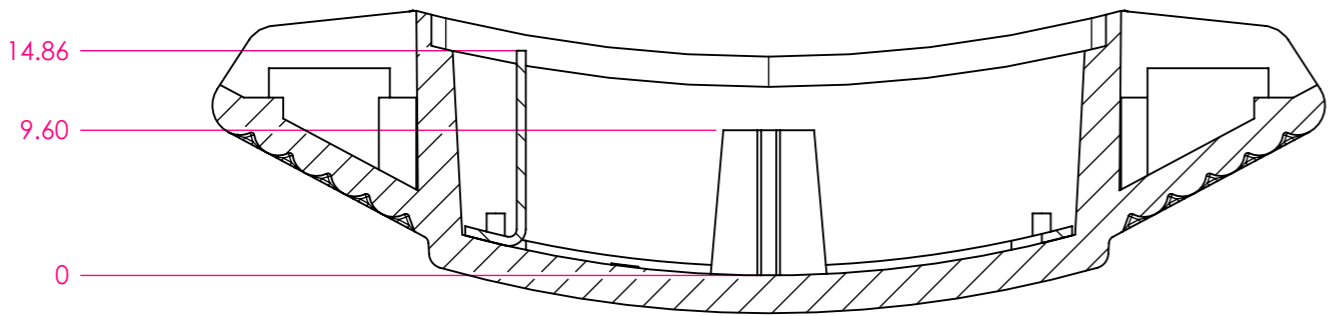
NOTES:

- =====
- Assembly stages:
 - RF soldering of antenna
 - Manual insertion and adhesive bonding of inserts (x2)
 - For insert assembly instructions, refer to 05210642.DOC

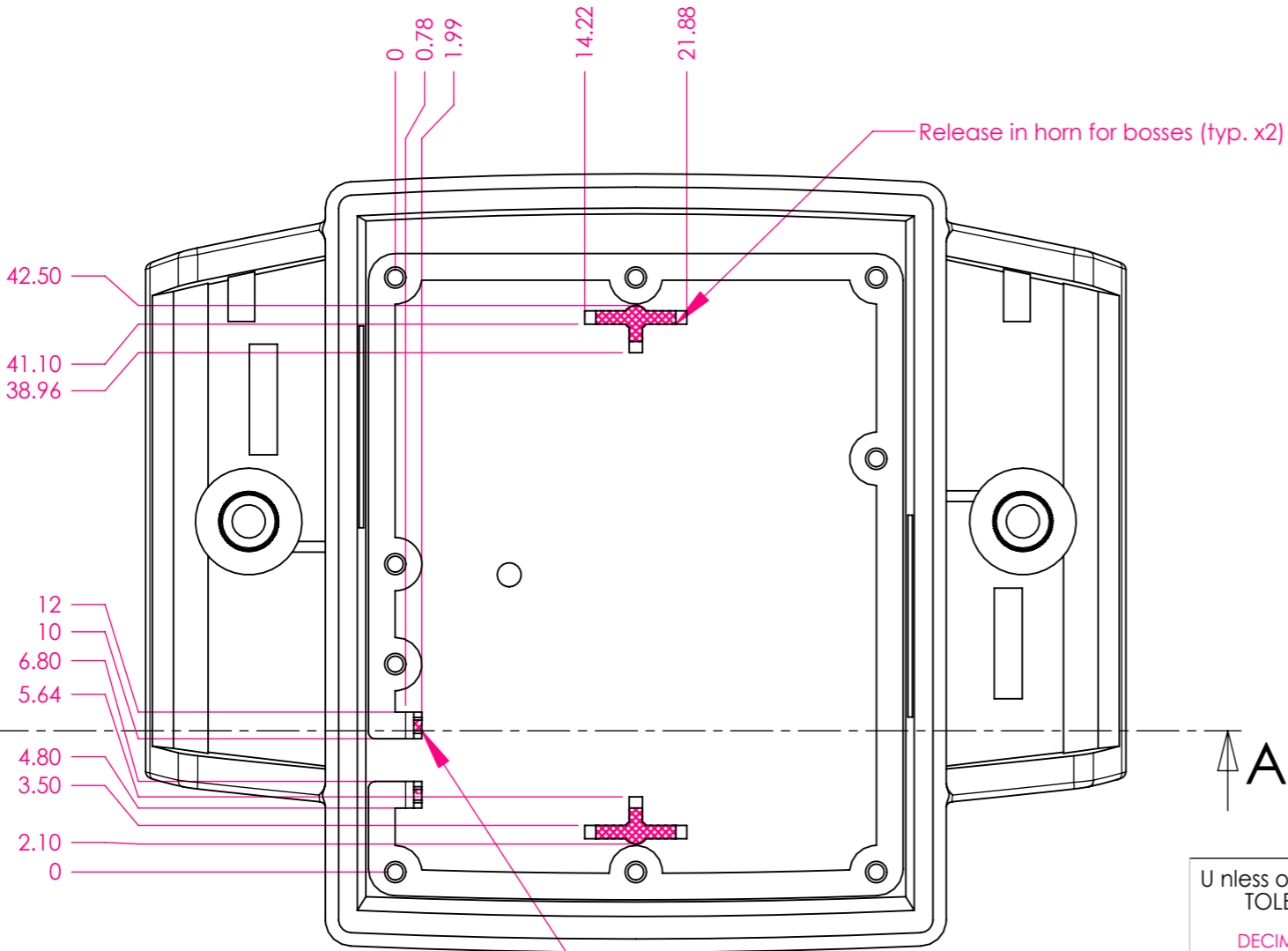
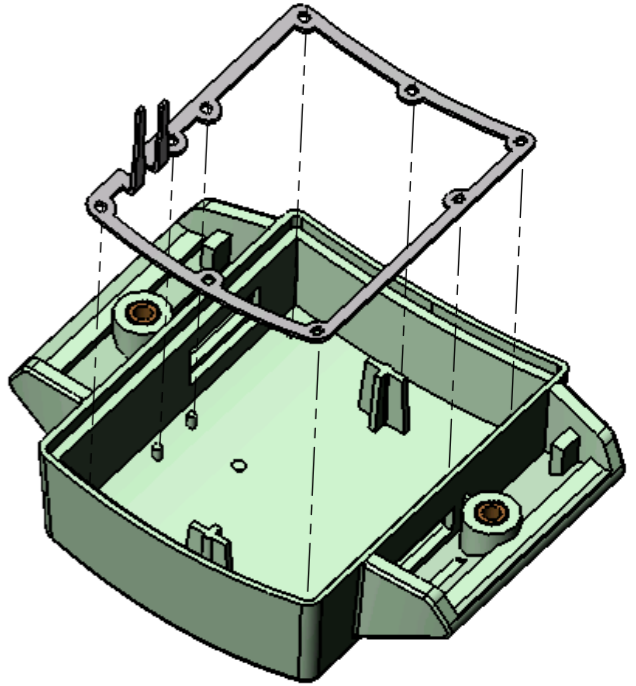
TOLERANCES ARE:		DWG. No.: 05210672		 ELECTRONIC MONITORING TECHNOLOGIES 2 Habrzel St., P.O.Box 13236, Tel Aviv 61132, Israel Tel:+972-3-7671700 Fax:+972-3-7671701 E-mail: engineering@elmotech.com	
DECIMALS ANGLES .0±0.2 .00±0.1 ±0.5° .000±0.01		SCALE 2:1			
MATERIAL: See notes	DATE		NAME	PROJECT: TRXL	
FINISH: See notes	06-Aug-06	Yoelf		DESCRIPTION: ASSY PLASTIC BODY+ANT TRX-L - NEVADA	
DIMENSIONS ARE IN mm UNLESS OTHERWISE SPECIFIED	06-Aug-06	Yoelf		P/N 05210672	
DO NOT SCALE DRAWING	APPR. --	--		REV. A00	
				Status: DEV SHEET 1 OF 2 A3	

Revisions				
REV.	ECO #	DESCRIPTION	DATE	APPROVED
-	-	See Sheet1	-	-

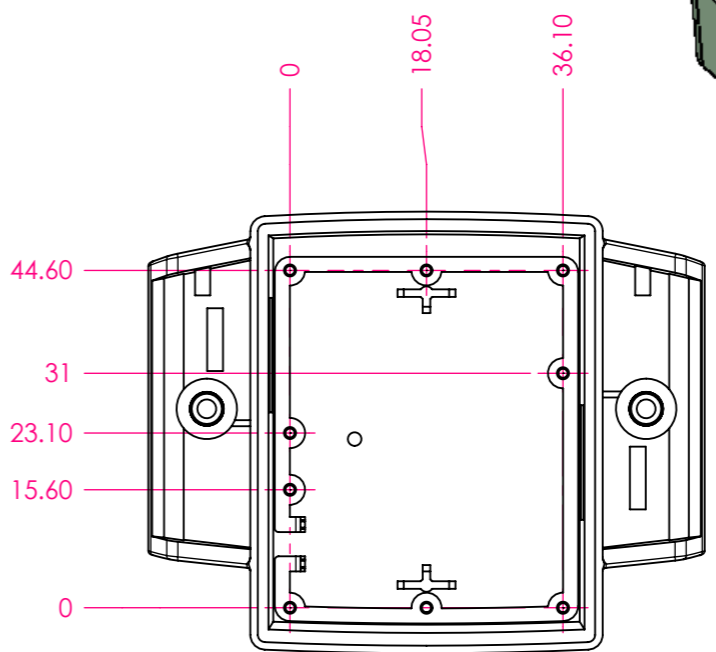
Horn Release depth



SECTION A-A



Horn Releases



Solder pins location

- NOTES:**
- 1. Antenna Ultra Sonic welding assembly

U nless otherwise specified
TOLERANCES ARE:
DECIMALS .0±0.1 .00±0.05 .000±0.01
ANGLES ±0.5°

DWG. No.: 05210672

ElmoTech LTD
ELECTRONIC MONITORING TECHNOLOGIES
2 Habrzel St., P.O.Box 13236, Tel Aviv 61132, Israel
Tel: +972-3-7671700 Fax: +972-3-7671701
E-mail: engineering@elmotech.com

MATERIAL:	See notes	SCALE	2:1		
FINISH:	See notes	DATE	NAME	SIGN	
DIMENSIONS ARE IN mm UNLESS OTHERWISE SPECIFIED	DO NOT SCALE DRAWING	DRAWN	06-Aug-06	Drawn	
		DESIGN	06-Aug-06	Yoelf	
		APPR.	--		

PROJECT: TRXL
DESCRIPTION:
assy stage 1: antenna
P/N 05210672

REV. A00