



**Test Setup Photos for FCC Test Report for
47CFR15, Subpart B for Unintentional Radiators, per Section 101
Equipment authorization of unintentional radiators,
and
47CFR15, Subpart C for Intentional Radiators, per Section 249
Operation within the bands 5725-5875 MHz**

on
BMW LP_MDD Microwave Sensor
[FCC ID: LQN2887]

part number
502887

itc report number
20021126-01-F15rC

manufacturer
Connaught Electronics Ltd.
IDA Industrial Estate
Dunmore Road, Tuam
County Galway, Ireland

judgement
Complies

tests and report by
ITC Engineering Services, Inc. (ITC)
9959 Calaveras Road, P.O. Box 543
Sunol, California 94586
Tel.: (925) 862-2944
Fax: (925) 862-9013
E-Mail: docs@itcemc.com
Web Site: www.itcemc.com



Lab Code: 200172-0

EN45001 Accredited Compliance Laboratory (RES-GmbH)
Registration number: TTI-P-G 159/98-00 (RES-GmbH)

PART 2 RECEIVER MEASUREMENTS

OPEN FIELD RADIATED EMISSIONS Results

Spurious Emissions Test Setup Photographs



Figure 1: Spurious Emissions – below 1 GHz (OATS)



Figure 2 Radiated Emissions Test Setup – above 1GHz (Anechoic Chamber)

OPEN FIELD RADIATED EMISSIONS Results (cont)

Spurious Emissions Test Setup Photographs



Figure 3 Radiated Emissions Test Setup – above 1GHz (OATS)

PART 3 RF MEASUREMENTS

FIELD STRENGTH OF FUNDAMENTAL per 47 CFR 15.249(a)

Measurement Photographs

Chamber Pre-Test



Figure 4 Test Set Up Photos – Field Strength of Fundamental Measurement (Anechoic Chamber)

Open Site Test



Figure 5 Test Set Up Photos – Field Strength of Fundamental Measurement (OATS)

BAND-EDGE MEASUREMENT per 47 CFR 15.249(c)




Figure 6 Test Set Up Photos – Band-Edge Measurement at a 1Meter Distance (Front)




Figure 7 Test Set Up Photo (Rear) – Band-Edge Measurement at a 1Meter Distance

OCCUPIED BANDWIDTH per 47 CFR 15.249(a)

Occupied Bandwidth Measurements Test Set Up Photos




Figure 8 Operating Band - Chamber Test Set Up Photos



Figure 9 Operating Band - OATS Test Set Up Photos

HARMONICS EMISSIONS per 47 CFR PART 15 SECTION 249(a)

Harmonic Emissions Test Set Up Photos

Pre-Test Setup Photograph (Anechoic Chamber)




Figure 10 Harmonics Emissions Test Set Up Photo

Test Setup Photograph (OATS)



Figure 11 Harmonics Emissions Test Set Up Photos