

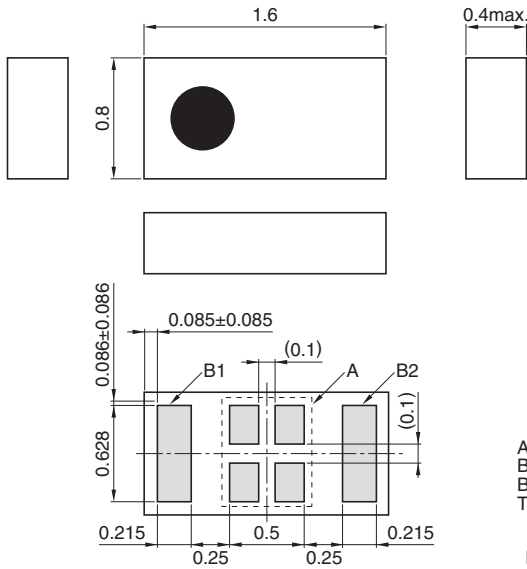
Multilayer Chip Antennas

For IEEE802.11a/b/g/n

Conformity to RoHS Directive
Halogen-free

ANT Series ANT016008LCD2442MA1

SHAPES AND DIMENSIONS



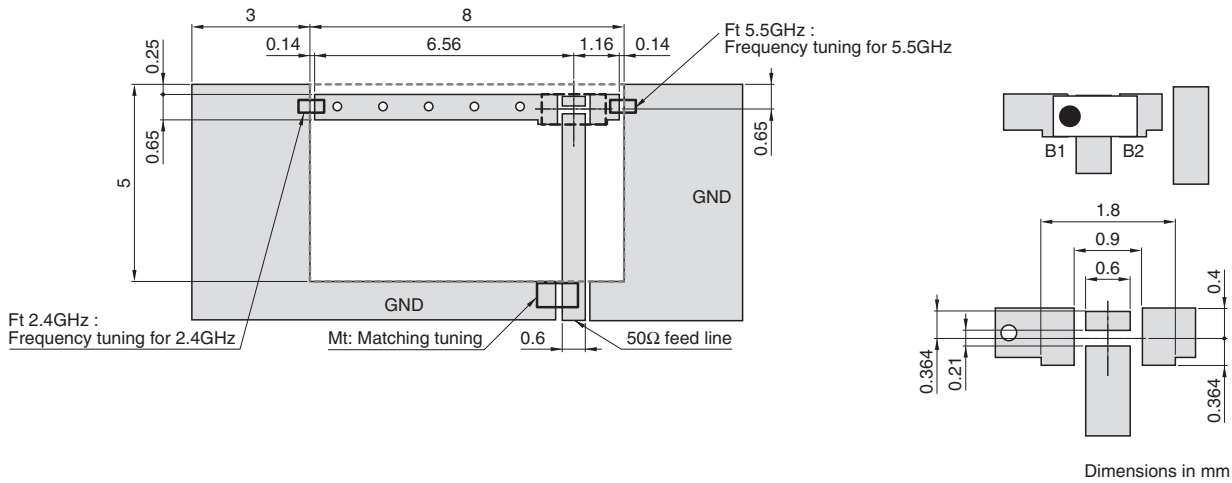
- Conformity to RoHS Directive: This means that, in conformity with EU Directive 2002/95/EC, lead, cadmium, mercury, hexavalent chromium, and specific bromine-based flame retardants, PBB and PBDE, have not been used, except for exempted applications.
- Halogen-free: Indicates that Cl content is less than 900ppm, Br content is less than 900ppm, and that the total Cl and Br content is less than 1500ppm.

• All specifications are subject to change without notice.

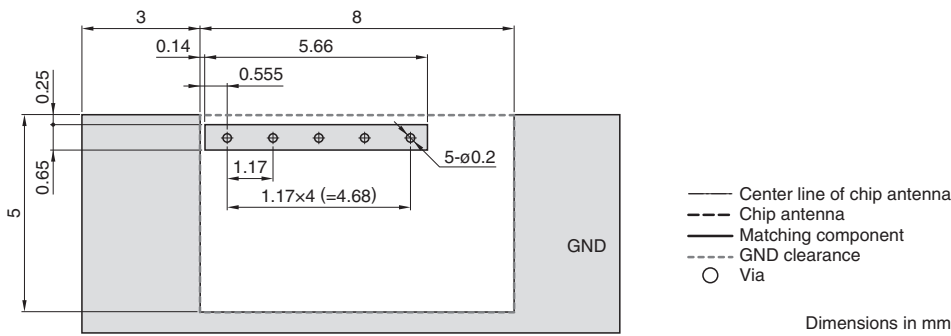
RECOMMENDED PC BOARD PATTERNS

ELECTRODE

Front side

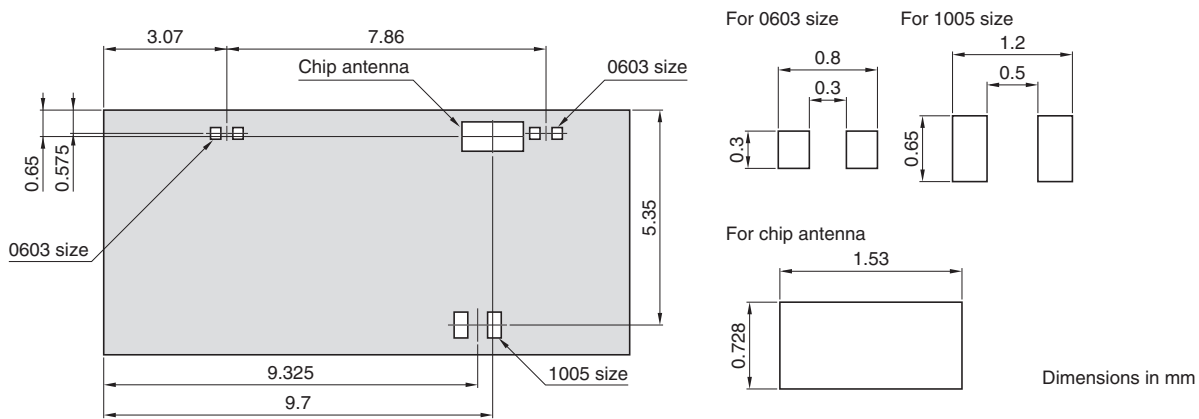


Back side

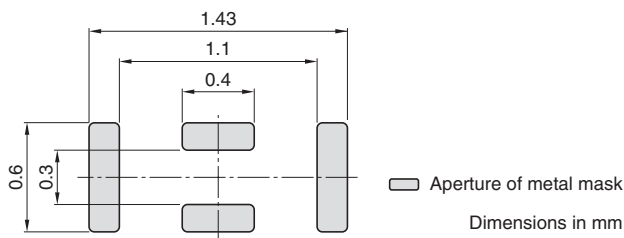


SOLDER RESIST

Front side



RECOMMEND APERTURE SIZE OF METAL MASK FOR SOLDER PRINTING



• All specifications are subject to change without notice.

ELECTRICAL CHARACTERISTICS

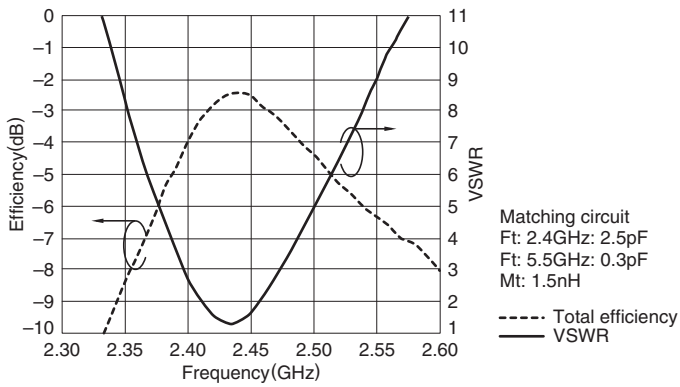
Center frequency (F _{11b/g/n} , F _{11a})	F _{11b/g/n} 2442MHz, F _{11a} 5500MHz
Band width(BW) (F _{11b/g/n} , F _{11a})	F _{11b/g/n} ±42MHz, F _{11a} ±350MHz
VSWR (at BW) (F _{11b/g/n} , F _{11a})	F _{11b/g/n} 6.5max. F _{11a} 4max.
Polarization	Linear
Impedance	50Ω
PCB size	120×65×1.0mm
Temperature range	Operating -40 to +85°C Storage -40 to +85°C

• This is typical antenna performance with the standard PCB.

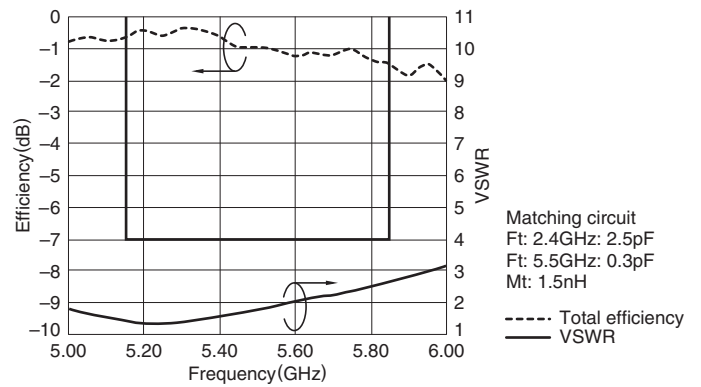
FREQUENCY CHARACTERISTICS

EFFICIENCY AND VSWR

IEEE802.11b/g/n



IEEE802.11a



• All specifications are subject to change without notice.

RADIATION PATTERNS

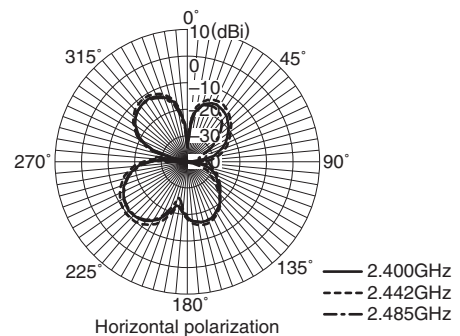
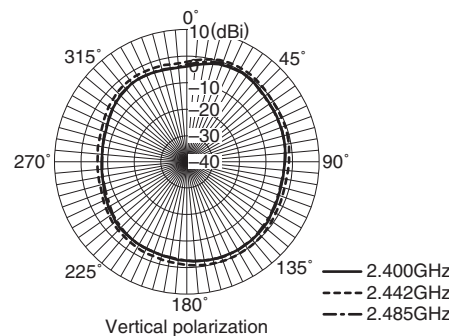
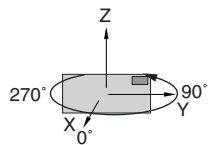
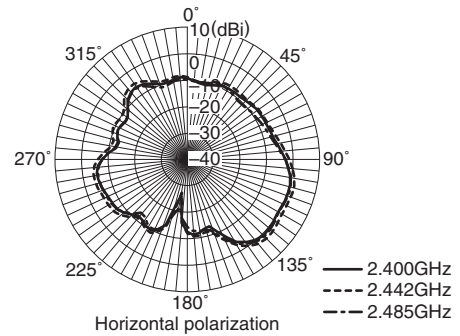
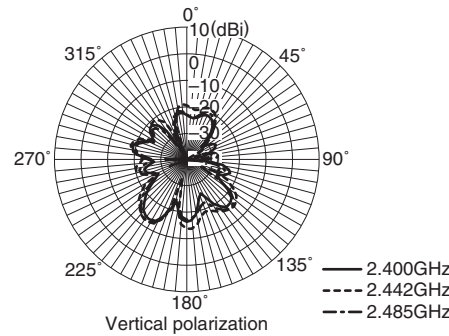
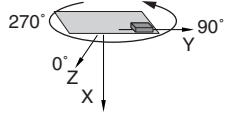
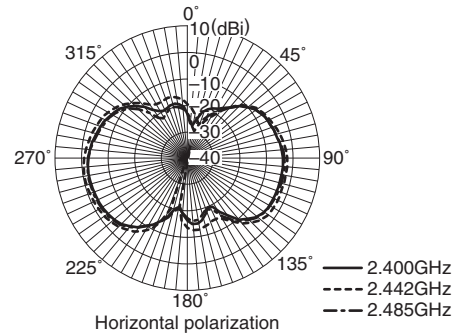
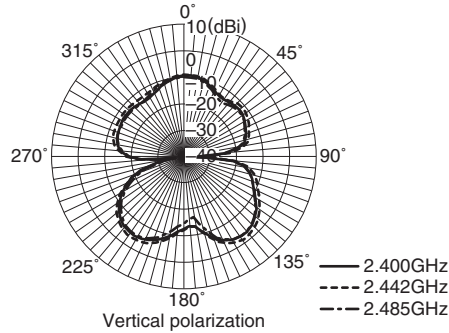
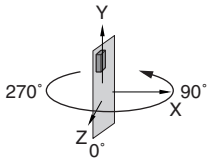

IEEE802.11b/g/n

Directivity angle

Vertical polarization



Horizontal polarization



• Tested antenna has been soldered. Evaluation board size is 120x65x1 mm.

• All specifications are subject to change without notice.

RADIATION PATTERNS

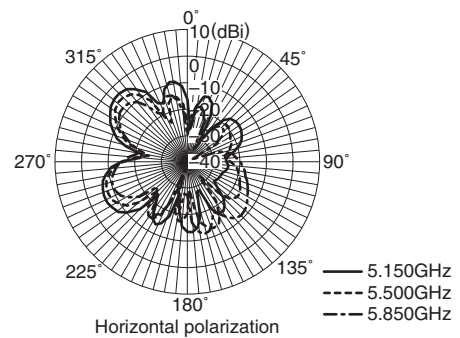
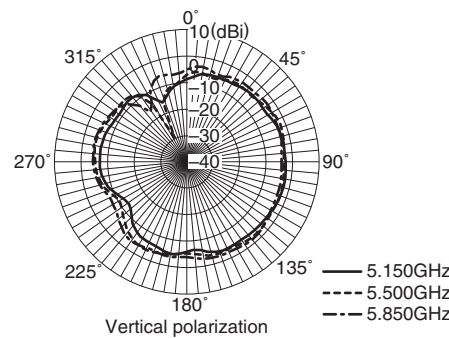
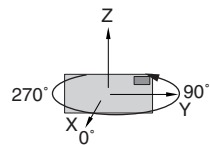
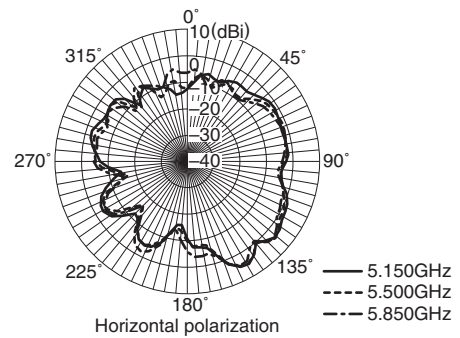
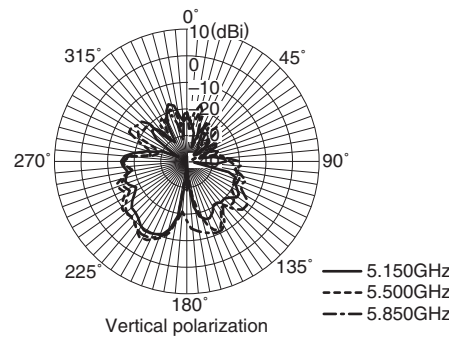
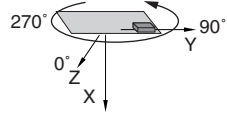
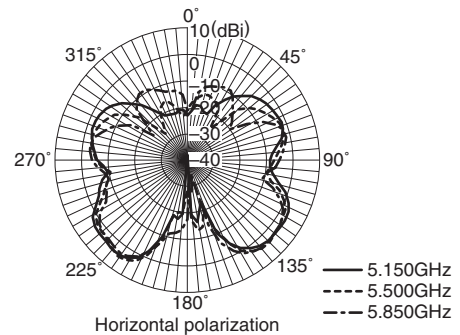
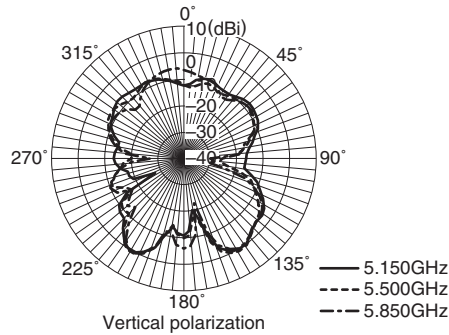
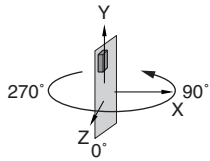

IEEE802.11a

Directivity angle

Vertical polarization



Horizontal polarization



• Tested antenna has been soldered. Evaluation board size is 120x65x1 mm.

• All specifications are subject to change without notice.