


REVISIONS				
REV	ECN	DESCRIPTION	DATE mm/dd/yy	APPROVED
0		ORIGINAL ISSUE	04/30/15	T.B.
1	15025	REVISED PER NEW IC REQUIREMENTS	06/11/15	T.B.



NOTE

THE TEXT ON THE LABEL WILL BE ENTERED AS FOLLOWS:

PART NUMBER (8 CHARACTERS): INSTEAD OF PPTTTTTT
 GROUP NUMBER (2 DIGITS): INSTEAD OF GG
 SERIAL NUMBER (8 DIGITS): INSTEAD OF SSSSSSSS

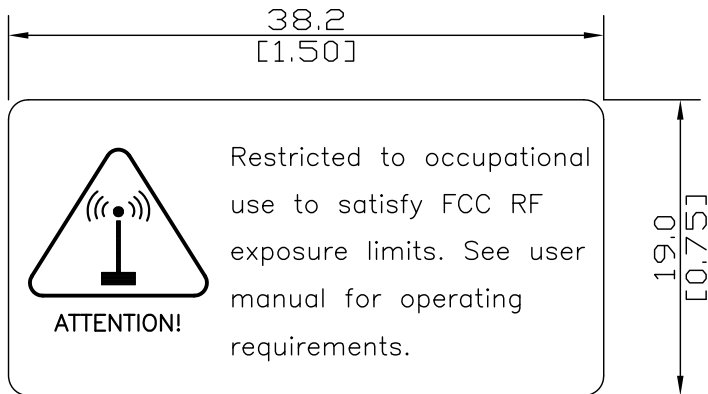
<small>UNLESS OTHERWISE SPECIFIED DIMENSIONS ARE IN MILLIMETERS (INCHES). DIMENSIONAL LIMITS AND SURFACE ROUGHNESS DESIGNATIONS APPLY BEFORE PROTECTIVE FINISHES ARE APPLIED GENERAL TOLERANCE: ± TOLERANCE ON ANGLES: ± TOLERANCE ON DECIMALS: ± MATERIAL/FINISH</small>	<small>DRAWN</small> I. DAVIDSON	<small>DATE</small> 04/30/15	
	<small>CHECKED</small> T. BOMBERA	<small>DATE</small> 04/30/15	
	<small>APPROVED</small> T. BOMBERA	<small>DATE</small> 04/30/15	
	<small>UPDATED</small>	<small>DATE</small>	
VRX1000 UHF FCC, IC, LABEL			

<small>©2015 EXCEPT AS MAY BE OTHERWISE PROVIDED BY CONTRACT, THESE DRAWINGS AND SPECIFICATIONS CONTAIN PROPRIETARY INFORMATION AND ARE THE PROPERTY OF FUTURECOM SYSTEMS GROUP ULC. AND ARE ISSUED IN STRICT CONFIDENCE AND SHALL NOT BE TRANSMITTED OR REPRODUCED OR COPIED OR USED AS THE BASIS FOR MANUFACTURE OR SALE OF APPARATUS WITHOUT PRIOR WRITTEN PERMISSION.</small>	<small>SIZE</small> A	<small>F.C.F.O. No.</small>	<small>DRAWING No.</small> 2L087A08
	<small>SCALE</small>	<small>FILE No.</small> 2L087A08.DWG	<small>SHEET</small> 1 of 1

REVISIONS

REV	ECN	DESCRIPTION	DATE mm/dd/yy	APPROVED
0		ORIGINAL ISSUE	07/11/03	AJK
1	05001	CHANGED LABEL	01/13/05	TB
2	05153	REVISED LABEL SIZE; ADDED PART No.;		

PART NUMBER: 2L073A30-01



UNLESS OTHERWISE SPECIFIED DIMENSIONS ARE IN MILLIMETERS (INCHES). DIMENSIONAL LIMITS AND SURFACE ROUGHNESS DESIGNATIONS APPLY BEFORE PROTECTIVE FINISHES ARE APPLIED GENERAL TOLERANCE: ± TOLERANCE ON ANGLES: ± TOLERANCE ON DECIMALS: ± MATERIAL/FINISH	DRAWN I. DAVIDSON	DATE 07/10/03
	CHECKED T. BOMBERA	DATE 07/11/03
	APPROVED A. KOLANSKI	DATE 07/11/03
	UPDATED	DATE



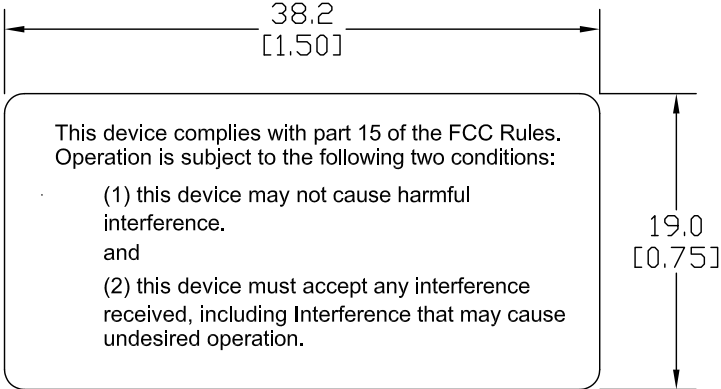
LABEL, OCCUPATIONAL WARNING

© 2005
 EXCEPT AS MAY BE OTHERWISE PROVIDED BY CONTRACT, THESE DRAWINGS AND SPECIFICATIONS CONTAIN PROPRIETARY INFORMATION AND ARE THE PROPERTY OF FUTURECOM SYSTEMS GROUP INC. AND ARE ISSUED IN STRICT CONFIDENCE AND SHALL NOT BE TRANSMITTED OR REPRODUCED OR COPIED OR USED AS THE BASIS FOR MANUFACTURE OR SALE OF APPARATUS WITHOUT PRIOR WRITTEN PERMISSION.

SIZE A	F.C.F.O. No. 7V073X16	DRAWING No. 2L073A30
SCALE	FILE No. 2L073A30.DWG	SHEET 1 of 1

REVISIONS

REV	ECN	DESCRIPTION	DATE mm/dd/yy	APPROVED
0		ORIGINAL ISSUE		



<small>UNLESS OTHERWISE SPECIFIED DIMENSIONS ARE IN MILLIMETERS (INCHES). DIMENSIONAL LIMITS AND SURFACE ROUGHNESS DESIGNATIONS APPLY BEFORE PROTECTIVE FINISHES ARE APPLIED GENERAL TOLERANCE: ± TOLERANCE ON ANGLES: ± TOLERANCE ON DECIMALS: ± MATERIAL/FINISH</small>	<small>DRAWN</small> I. DAVIDSON	<small>DATE</small> 10/07/14
	<small>CHECKED</small>	<small>DATE</small>
	<small>APPROVED</small>	<small>DATE</small>
	<small>UPDATED</small>	<small>DATE</small>

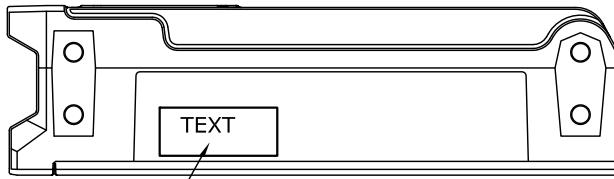


LABEL, FCC

©2014
EXCEPT AS MAY BE OTHERWISE PROVIDED BY CONTRACT, THESE DRAWINGS AND SPECIFICATIONS CONTAIN PROPRIETARY INFORMATION AND ARE THE PROPERTY OF FUTURECOM SYSTEMS GROUP ULC. AND ARE ISSUED IN STRICT CONFIDENCE AND SHALL NOT BE TRANSMITTED OR REPRODUCED OR COPIED OR USED AS THE BASIS FOR MANUFACTURE OR SALE OF APPARATUS WITHOUT PRIOR WRITTEN PERMISSION.

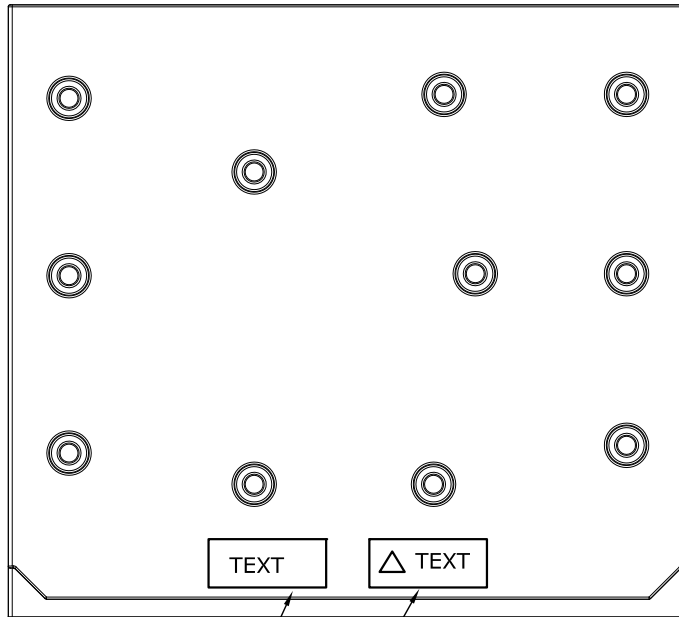
<small>SIZE</small> A	<small>F.C.F.O. No.</small>	<small>DRAWING No.</small> 2L074A03
<small>SCALE</small>	<small>FILE No.</small> 2L074A03.DWG	<small>SHEET</small> 1 of 1

REVISIONS				
REV	ECN	DESCRIPTION	DATE mm/dd/yy	CHECKED
0		PRELIMINARY ISSUE		



LA3 FC, MODEL, SN, DATECODE, FCC, IC ID

FIG. 1 DC CONNECTOR SIDE



LA1 OCCUPATIONAL USE

LA2 FCC PART 15

FIG.2 BOTTOM COVER

UNLESS OTHERWISE SPECIFIED
 DIMENSIONS ARE IN MILLIMETERS (INCHES).
 DIMENSIONAL LIMITS AND SURFACE
 ROUGHNESS DESIGNATIONS APPLY
 BEFORE PROTECTIVE FINISHES ARE
 APPLIED
 GENERAL TOLERANCE: ±
 TOLERANCE ON ANGLES: ±
 TOLERANCE ON DECIMALS: ±
 MATERIAL/FINISH

DRAWN I. DAVIDSON	DATE 07/11/14
CHECKED T. BOMBERA	DATE 07/11/14
APPROVED	DATE



VRX LABEL LOCATION

© 2014
 EXCEPT AS MAY BE OTHERWISE PROVIDED BY CONTRACT, THESE DRAWINGS
 AND SPECIFICATIONS CONTAIN PROPRIETARY INFORMATION AND ARE THE
 PROPERTY OF FUTURECOM SYSTEMS GROUP ULC. AND ARE ISSUED IN STRICT
 CONFIDENCE AND SHALL NOT BE TRANSMITTED OR REPRODUCED OR COPIED
 OR USED AS THE BASIS FOR MANUFACTURE OR SALE OF APPARATUS WITHOUT
 PRIOR WRITTEN PERMISSION.

SIZE A	F.C.F.O. No. 7V087X03	DRAWING No. 8H087A21
SCALE	FILE No. 8H087A21.DWG	SHEET 1 of 1