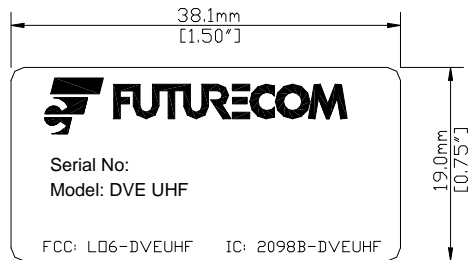


REVISIONS				
REV	ECN	DESCRIPTION	DATE mm/dd/yy	CHECKED
0		ORIGINAL ISSUE		



NOTE: LABEL MAY CONTAIN ADDITIONAL INFORMATION.

<small>UNLESS OTHERWISE SPECIFIED DIMENSIONS ARE IN MILLIMETERS (INCHES) DIMENSIONAL LIMITS AND SURFACE ROUGHNESS DESIGNATIONS APPLY BEFORE PROTECTIVE FINISHES ARE APPLIED GENERAL TOLERANCE: ± TOLERANCE ON ANGLES: ± TOLERANCE ON DECIMALS: ± MATERIAL/FINISH</small>	<small>DRAWN</small> T. BOMBERA	<small>DATE</small> 01/26/09			
	<small>CHECKED</small>	<small>DATE</small>		<b>DVE UHF FCC/IC LABEL</b>	
	<small>APPROVED</small>	<small>DATE</small>			
	<small>MATERIAL/FINISH</small>				
<small>© 2009 EXCEPT AS MAY BE OTHERWISE PROVIDED BY CONTRACT, THESE DRAWINGS AND SPECIFICATIONS CONTAIN PROPRIETARY INFORMATION AND ARE THE PROPERTY OF FUTURECOM SYSTEMS GROUP INC. AND ARE ISSUED IN STRICT CONFIDENCE AND SHALL NOT BE TRANSMITTED OR REPRODUCED OR COPIED OR USED AS THE BASIS FOR MANUFACTURE OR SALE OF APPARATUS WITHOUT PRIOR WRITTEN PERMISSION.</small>			<small>SIZE</small> <b>A</b>	<small>F.C.F.O. No.</small>	<small>DRAWING No.</small> <b>2L084A02</b>
<small>SCALE</small>		<small>FILE No.</small> 2L084A02.DWG	<small>SHEET</small> 1 of 1		

REV.	ECN	DESCRIPTION	DATE	BY

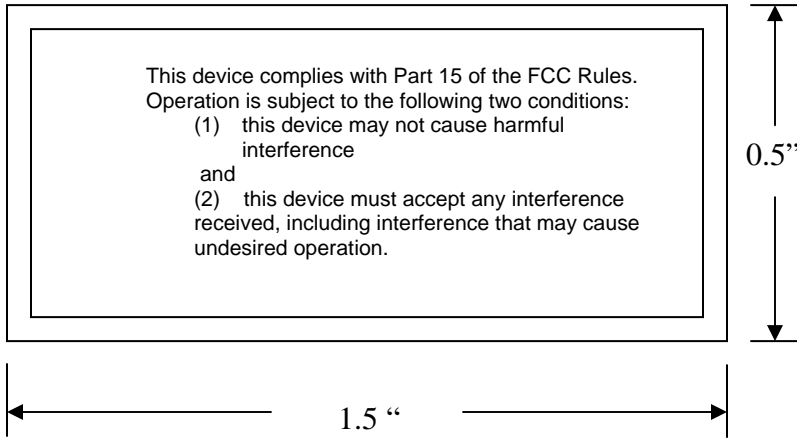


2L074A03  
SHT 1 OF 1

TITLE LABEL, FCC

F.C.F.O

SCALE



DRAWN BY  
AJK  
26-Jan-01

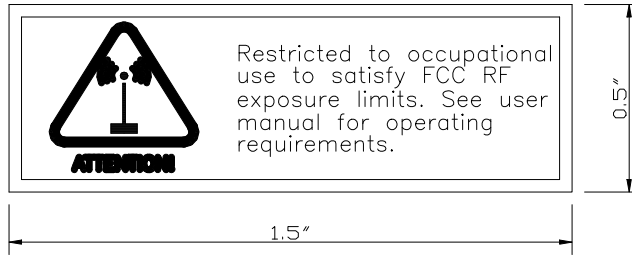
CHECKED BY



2L074A03  
SHT 1 OF 1

REVISIONS

REV	ECN	DESCRIPTION	DATE mm/dd/yy	APPROVED
0		ORIGINAL ISSUE	07/11/03	TB
1	05001	CHANGED LABEL	13/01/05	TB

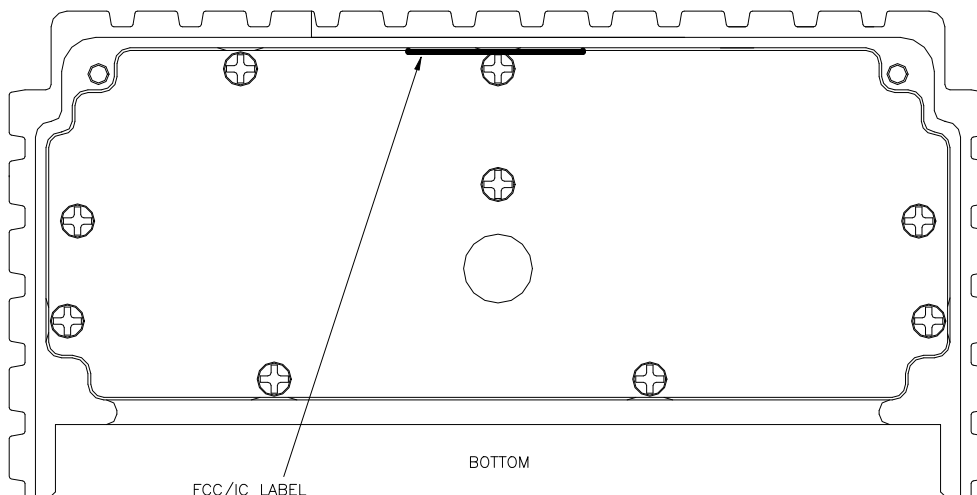


<small>UNLESS OTHERWISE SPECIFIED</small> DIMENSIONS ARE IN MILLIMETERS (INCHES) DIMENSIONAL LIMITS AND SURFACE ROUGHNESS DESIGNATIONS APPLY BEFORE PROTECTIVE FINISHES ARE APPLIED GENERAL TOLERANCE: ± TOLERANCE ON ANGLES: ± TOLERANCE ON DECIMALS: ± MATERIAL/FINISH	DRAWN T. BOMBERA	DATE 07/10/03	
	CHECKED T. BOMBERA	DATE 07/11/03	
	APPROVED T. BOMBERA	DATE 07/11/03	
	UPDATED	DATE	
LABEL, OCCUPATIONAL WARNING			
© 2003 EXCEPT AS MAY BE OTHERWISE PROVIDED BY CONTRACT, THESE DRAWINGS AND SPECIFICATIONS CONTAIN PROPRIETARY INFORMATION AND ARE THE PROPERTY OF FUTURECOM SYSTEMS GROUP INC. AND ARE ISSUED IN STRICT CONFIDENCE AND SHALL NOT BE TRANSMITTED OR REPRODUCED OR COPIED OR USED AS THE BASIS FOR MANUFACTURE OR SALE OF APPARATUS WITHOUT PRIOR WRITTEN PERMISSION.	SIZE <b>A</b>	F.C.F.O. No. 7V073X16	DRAWING No. <b>2L073A30</b>
	SCALE	FILE No. 2L073A30.DWG	SHEET 1 of 1

REVISIONS				
REV	ECN	DESCRIPTION	DATE mm/dd/yy	CHECKED
0		ORIGINAL ISSUE		

EUT REAR CHASSIS

TOP



BOTTOM

FCC/IC LABEL

UNLESS OTHERWISE SPECIFIED  
 DIMENSIONS ARE IN MILLIMETERS (INCHES)  
 DIMENSIONAL LIMITS AND SURFACE  
 ROUGHNESS DESIGNATIONS APPLY  
 BEFORE PROTECTIVE FINISHES ARE  
 APPLIED  
 GENERAL TOLERANCE: ±  
 TOLERANCE ON ANGLES: ±  
 TOLERANCE ON DECIMALS: ±  
 MATERIAL FINISH

DRAWN	T. BOMBERA	DATE	01/26/09
CHECKED		DATE	
APPROVED		DATE	



FCC/IC LABEL LOCATION

© 2009  
 EXCEPT AS MAY BE OTHERWISE PROVIDED BY CONTRACT, THESE DRAWINGS  
 AND SPECIFICATIONS CONTAIN PROPRIETARY INFORMATION AND ARE THE  
 PROPERTY OF FUTURECOM SYSTEMS GROUP INC. AND ARE ISSUED IN STRICT  
 CONFIDENCE AND SHALL NOT BE TRANSMITTED OR REPRODUCED OR COPIED  
 OR USED AS THE BASIS FOR MANUFACTURE OR SALE OF APPARATUS WITHOUT  
 PRIOR WRITTEN PERMISSION.

SIZE	F.C.F.O. No.	DRAWING No.
A		8H084A09
SCALE	FILE No.	SHEET
	8H084A09.DWG	1 of 1