

Company: Actiontec Electronics Inc

Test of: WCB6240Q
To: FCC CFR 47 Part 15 Subpart E 15.407 +
Industry Canada RSS-247 Issue 1

Report No.: ATEC09-U11c DFS Rev A

DFS TEST REPORT



DFS TEST REPORT

FROM



Test of: Actiontec Electronics Inc WCB6240Q
to

To: FCC CFR 47 Part 15 Subpart E 15.407 +
Industry Canada RSS-247 Issue 1

Test Report Serial No.: ATEC09-U11c DFS Rev A

This report supersedes: NONE

Applicant: Actiontec Electronics Inc
760 N Mary Avenue
Sunnyvale California 94085
USA

Product Function: Wireless Access Point and
Ethernet Router

Issue Date: 27th October 2015

This Test Report is Issued Under the Authority of:

MiCOM Labs, Inc.
575 Boulder Court
Pleasanton California 94566
USA
Phone: +1 (925) 462-0304
Fax: +1 (925) 462-0306
www.micomlabs.com



MiCOM Labs is an ISO 17025 Accredited Testing Laboratory



Table of Contents

1. ACCREDITATION, LISTINGS & RECOGNITION	4
1.1. TESTING ACCREDITATION.....	4
1.2. RECOGNITION	5
1.3. PRODUCT CERTIFICATION	6
2. DOCUMENT HISTORY	7
3. TEST RESULT CERTIFICATE	8
4. REFERENCES AND MEASUREMENT UNCERTAINTY	9
4.1. Normative References	9
4.2. Test and Uncertainty Procedure	10
5. PRODUCT DETAILS AND TEST CONFIGURATIONS	11
5.1. Technical Details	11
5.2. Scope Of Test Program	12
5.3. Equipment Model(s) and Serial Number(s)	15
5.4. Antenna Details	15
5.5. Cabling and I/O Ports	15
5.6. Test Configurations.....	16
5.7. Equipment Modifications	16
5.8. Deviations from the Test Standard	16
6. TEST SUMMARY	17
7. TEST EQUIPMENT CONFIGURATION(S)	18
7.1. DFS - Conducted	18
8. TEST METHODOLOGY	20
8.1. Dynamic Frequency Selection (DFS) Overview	20
8.1.1. Master Devices	21
8.1.2. Client Devices	22
8.2. DFS Detection Thresholds	23
8.3. Response Requirements	23
8.4. Radar Test Waveforms.....	24
8.4.1. Short Radar Pulses.....	24
8.4.2. Long Radar Pulse Test	25
8.4.3. Frequency Hopping Radar Test Waveform	27
8.5. Radar Waveform Calibration	27
8.6. Test Program Details	28
9. TEST RESULTS	29
9.1. Dynamic Frequency Selection (DFS)	29
9.1.1. Channel Availability Check	29
9.1.1.1. Initial CAC.....	29
9.1.1.2. Beginning CAC	33
9.1.1.3. End CAC.....	37
9.1.2. Channel Close / Transmission Time	41
9.1.3. Non-Occupancy Period.....	45
9.1.4. Probability of Detection	49
9.1.5. Detection Bandwidth	74
A. APPENDIX - GRAPHICAL IMAGES	81
A.1. Transmit Power Control (TPC).....	82
A.2. Dynamic Frequency Selection (DFS).....	82
A.2.1. Probability of Detection.....	82

This test report may be reproduced in full only. The document may only be updated by MiCOM Labs personnel. All changes will be noted in the Document History section of the report.

1. ACCREDITATION, LISTINGS & RECOGNITION

1.1. TESTING ACCREDITATION

MiCOM Labs, Inc. is an accredited electrical testing laboratory per the international standard ISO/IEC 17025:2005. The company is accredited by the American Association for Laboratory Accreditation (A2LA) www.a2la.org test laboratory number 2381.01. MiCOM Labs test schedule is available at the following URL; <http://www.a2la.org/scopepdf/2381-01.pdf>



This test report may be reproduced in full only. The document may only be updated by MiCOM Labs personnel. All changes will be noted in the Document History section of the report.



1.2. RECOGNITION

MiCOM Labs, Inc has widely recognized wireless testing capabilities. Our international recognition includes Conformity Assessment Body designation by APEC MRA countries. MiCOM Labs test reports are accepted globally.

Country	Recognition Body	Status	Phase	Identification No.
USA	Federal Communications Commission (FCC)	TCB	-	US0159 Listing #: 102167
Canada	Industry Canada (IC)	FCB	APEC MRA 2	US0159 Listing #: 4143A-2 4143A-3
Japan	MIC (Ministry of Internal Affairs and Communication)	CAB	APEC MRA 2	RCB 210
	VCCI	--	--	A-0012
Europe	European Commission	NB	EU MRA	NB 2280
Australia	Australian Communications and Media Authority (ACMA)	CAB	APEC MRA 1	US0159
Hong Kong	Office of the Telecommunication Authority (OFTA)	CAB	APEC MRA 1	
Korea	Ministry of Information and Communication Radio Research Laboratory (RRL)	CAB	APEC MRA 1	
Singapore	Infocomm Development Authority (IDA)	CAB	APEC MRA 1	
Taiwan	National Communications Commission (NCC) Bureau of Standards, Metrology and Inspection (BSMI)	CAB	APEC MRA 1	
Vietnam	Ministry of Communication (MIC)	CAB	APEC MRA 1	

EU MRA – European Union Mutual Recognition Agreement.

NB – Notified Body

APEC MRA – Asia Pacific Economic Community Mutual Recognition Agreement. Recognition agreement under which test lab is accredited to regulatory standards of the APEC member countries.

Phase I - recognition for product testing

Phase II – recognition for both product testing and certification

1.3. PRODUCT CERTIFICATION

MiCOM Labs, Inc. is an accredited Product Certification Body per the international standard ISO/IEC 17065:2012. The company is accredited by the American Association for Laboratory Accreditation (A2LA) www.a2la.org test laboratory number 2381.02. MiCOM Labs test schedule is available at the following URL; <http://www.a2la.org/scopepdf/2381-02.pdf>



American Association for Laboratory Accreditation

Accredited Product Certification Body

A2LA has accredited

MICOM LABS

Pleasanton, CA

for technical competence as a

Product Certification Body

This product certification body is accredited in accordance with the recognized International Standard ISO/IEC 17065:2012 - *Requirements for bodies certifying products, processes and services*. This accreditation demonstrates technical competence for a defined scope and the operation of a quality management system.

Presented this 28th day of February 2014.



President & CEO
For the Accreditation Council
Certificate Number 2381.02
Valid to November 30, 2015

For the product certification schemes to which this accreditation applies, please refer to the organization's Product Certification Scope of Accreditation

United States of America – Telecommunication Certification Body (TCB)
Industry Canada – Certification Body, CAB Identifier – US0159
Europe – Notified Body (NB), NB Identifier - 2280
Japan – Recognized Certification Body (RCB), RCB Identifier - 210

This test report may be reproduced in full only. The document may only be updated by MiCOM Labs personnel. All changes will be noted in the Document History section of the report.



Title: Actiontec Electronics Inc WCB6240Q
To: FCC Part 15.407 & IC RSS-247 Issue 1
Serial #: ATEC09-U11c DFS Rev A
Issue Date: 27th October 2015
Page: 7 of 148

2. DOCUMENT HISTORY

Document History		
Revision	Date	Comments
Draft	14 th October 2015	
Draft #2	19 th October 2015	
Rev A	27 th October 2015	Initial Release
.		
.		
.		
.		
.		

In the above table the latest report revision will replace all earlier versions.

This test report may be reproduced in full only. The document may only be updated by MiCOM Labs personnel. All changes will be noted in the Document History section of the report.



Title: Actiontec Electronics Inc WCB6240Q
To: FCC Part 15.407 & IC RSS-247 Issue 1
Serial #: ATEC09-U11c DFS Rev A
Issue Date: 27th October 2015
Page: 8 of 148

3. TEST RESULT CERTIFICATE

Manufacturer: Actiontec Electronics Inc 760 N Mary Avenue Sunnyvale California 94085 USA	Tested By: MiCOM Labs, Inc. 575 Boulder Court Pleasanton California 94566 USA
Model: WCB6240Q	Telephone: +1 925 462 0304 Fax: +1 925 462 0306
Type Of Equipment: 802.11a/b/g/n/ac Wireless Router	
S/N's: GWXA5360700016	
Test Date(s): 30 th September – 5 th October 2015	Website: www.micomlabs.com

STANDARD(S)	TEST RESULTS
FCC CFR 47 Part 15 Subpart E 15.407 Industry Canada RSS-247 Issue 1 (Limited to DFS Testing)	EQUIPMENT COMPLIES


MiCOM Labs, Inc. tested the equipment mentioned in accordance with the requirements set forth in the above standards. Test results indicate that the equipment tested is capable of demonstrating compliance with the requirements as documented within this report.

Notes:


1. This document reports conditions under which testing was conducted and the results of testing performed.
2. Details of test methods used have been recorded and kept on file by the laboratory.
3. Test results apply only to the item(s) tested.

Approved & Released for MiCOM Labs, Inc. by:





Graeme Grieve
Quality Manager MiCOM Labs, Inc.



Gordon Hurst
President & CEO MiCOM Labs, Inc.

This test report may be reproduced in full only. The document may only be updated by MiCOM Labs personnel. All changes will be noted in the Document History section of the report.

4. REFERENCES AND MEASUREMENT UNCERTAINTY

4.1. Normative References

REF.	PUBLICATION	YEAR	TITLE
I	KDB 662911	Oct 31 2013	Guidance for measurement of output emission of devices that employ single transmitter with multiple outputs or systems with multiple transmitters operating simultaneously in the same frequency band
II	KDB 905462 D07 v01	10th June 2015	Test guidance to demonstrate compliance for U-NII devices subject to DFS requirements.
III	KDB 926956 DO1 v01r02	17th October 2014	U-NII Device Transition Plan
IV	KDB 789033 D02 v01	6th June 2014	General UNII Test Procedures New Rules V01
V	A2LA	June 2015	R105 - Requirement's When Making Reference to A2LA Accreditation Status
VI	ANSI C63.10	2013	American National Standard for Testing Unlicensed Wireless Devices
VII	ANSI C63.4	2009	American National Standards for Methods of Measurement of Radio-Noise Emissions from Low-Voltage Electrical and Electronic Equipment in the Range of 9 kHz to 40 GHz
VIII	CISPR 22	2008	Information technology equipment - Radio disturbance characteristics - Limits and methods of measurement
IX	ETSI TR 100 028	2001-12	Parts 1 and 2 Electromagnetic compatibility and Radio Spectrum Matters (ERM); Uncertainties in the measurement of mobile radio equipment characteristics
X	FCC 06-96	Jun 3 2006	Memorandum Opinion and Order
XI	FCC 47 CFR Part 15.407	2014	Radio Frequency Devices; Subpart E –Unlicensed National Information Infrastructure Devices
XII	ICES-003	Issue 5 2012	Spectrum Management and Telecommunications; Interference-Causing Equipment Standard. Information Technology Equipment (ITE) – Limits and methods of measurement.
XIII	M 3003	Edition 3 Nov. 2012	Expression of Uncertainty and Confidence in Measurements
XIV	RSS-247 Issue 1	May 2015	Digital Transmission Systems (DTSs), Frequency Hopping System (FHSS) and Licence-Exempt Local Area Network (LE-LEN) Devices
XV	RSS-Gen Issue 4	November 2014	General Requirements and Information for the Certification of Radiocommunication Equipment
XVI	KDB 644545 D03 v01	August 14th 2014	Guidance for IEEE 802.11ac New Rules
XVII	FCC 47 CFR Part 2.1033	2014	FCC requirements and rules regarding photographs and test setup diagrams.

This test report may be reproduced in full only. The document may only be updated by MiCOM Labs personnel. All changes will be noted in the Document History section of the report.



Title: Actiontec Electronics Inc WCB6240Q
To: FCC Part 15.407 & IC RSS-247 Issue 1
Serial #: ATEC09-U11c DFS Rev A
Issue Date: 27th October 2015
Page: 10 of 148

4.2. Test and Uncertainty Procedure

Conducted and radiated emission measurements were conducted in accordance with American National Standards Institute ANSI C63.4, listed in the Normative References section of this report.

Measurement uncertainty figures are calculated in accordance with ETSI TR 100 028 Parts 1 and 2.

Measurement uncertainties stated are based on a standard uncertainty multiplied by a coverage factor $k = 2$, providing a level of confidence of approximately 95 % in accordance with UKAS document M 3003 listed in the Normative References section of this report.

This test report may be reproduced in full only. The document may only be updated by MiCOM Labs personnel. All changes will be noted in the Document History section of the report.



Title: Actiontec Electronics Inc WCB6240Q
To: FCC Part 15.407 & IC RSS-247 Issue 1
Serial #: ATEC09-U11c DFS Rev A
Issue Date: 27th October 2015
Page: 11 of 148

5. PRODUCT DETAILS AND TEST CONFIGURATIONS

5.1. Technical Details

Details	Description
Purpose:	Test of the Actiontec Electronics Inc WCB6240Q to FCC CFR 47 Part 15 Subpart E 15.407 and Industry Canada RSS-247 Issue 1
Applicant:	Actiontec Electronics Inc 760 N Mary Avenue Sunnyvale California 94085 USA
Manufacturer:	As Applicant
Laboratory performing the tests:	MiCOM Labs, Inc. 575 Boulder Court Pleasanton California 94566 USA
Test report reference number:	ATEC09-U11c DFS
Date EUT received:	15 th September 2015
Standard(s) applied:	FCC CFR 47 Part 15 Subpart E 15.407 Industry Canada RSS-247 Issue 1
Dates of test (from - to):	30 th September – 5 th October 2015
No of Units Tested:	2
Type of Equipment:	802.11a/b/g/n/ac Wireless Router
Product Family Name:	802.11ac Wireless 4-Port Ethernet Bridge with Optional MoCA
Model(s):	Tested Device: WCB6240Q + WEB6040Q
Location for use:	Indoor
Declared Frequency Range(s):	5250 - 5350; 5470 - 5725 MHz;
Primary function of equipment:	Wireless Access Point and Ethernet Router
Secondary function of equipment:	Optional Cable MoCA Bridge
Type of Modulation:	OFDM
EUT Modes of Operation:	802.11a; 802.11n HT-20/40; 802.11ac-24/40/80
Declared Nominal Output Power (Ave):	+24 dBm
Beam-Forming:	This device has beam-forming capability
Transmit/Receive Operation:	Transceiver - Half Duplex
Rated Input Voltage and Current:	AC/ DC adaptor (adaptor sold with unit) 12Vdc, 2A
Operating Temperature Range:	Declared Range 0°C to 40°C
ITU Emission Designator:	802.11a: 16M4D1D 802.11ac-80: 75M9D1D 802.11n HT-20: 17M7D1D 802.11n HT-40: 36M2D1D
Equipment Dimensions:	9 x 1.5 x 5.75 inches
Weight:	1.1 lbs
Hardware Rev:	AM3
Software Rev:	1.1.01.19yfa

This test report may be reproduced in full only. The document may only be updated by MiCOM Labs personnel. All changes will be noted in the Document History section of the report.



Title: Actiontec Electronics Inc WCB6240Q
To: FCC Part 15.407 & IC RSS-247 Issue 1
Serial #: ATEC09-U11c DFS Rev A
Issue Date: 27th October 2015
Page: 12 of 148

5.2. Scope Of Test Program

The scope of the test program was to test the Actiontec Electronics Inc WCB6240Q configurations in the frequency ranges 5250 - 5350 MHz and 5470 - 5725 MHz for compliance against the following specification(s):

FCC CFR 47 Part 15 Subpart E 15.407

Radio Frequency Devices; Subpart E –Unlicensed National Information Infrastructure Devices

Industry Canada RSS-247 Issue 1

Digital Transmission Systems (DTSS), Frequency Hopping System (FHSs) and Licence-Exempt Local Area Network (LE-LEN) Devices

Manufacturers Declaration of Similarity

Re: FCC ID: LNQWXB6X40Q

IC ID: 2496A-WXB6X40Q

Actiontec Models: WxB6x40Q

Product Similarities;

Actiontec Models: WCB6240Q and WEB6040Q To whom it may concern: We, Actiontec Electronics, Inc., hereby to declare the mentioned two models have electrically identical Wireless circuitry with the same electromagnetic emissions and electromagnetic compatibility characteristics. Descriptions of the differences between these two models are as follows;

WCB6240Q – 802.11ac Wireless 4-Port Ethernet Bridge with Bonded MoCA

WEB6040Q – 802.11ac Wireless 4-Port Ethernet Bridge without MoCA.

This test report may be reproduced in full only. The document may only be updated by MiCOM Labs personnel. All changes will be noted in the Document History section of the report.

Actiontec Electronics Inc WCB6240Q



This test report may be reproduced in full only. The document may only be updated by MiCOM Labs personnel. All changes will be noted in the Document History section of the report.

Actiontec Electronics Inc WCB6240Q



This test report may be reproduced in full only. The document may only be updated by MiCOM Labs personnel. All changes will be noted in the Document History section of the report.



Title: Actiontec Electronics Inc WCB6240Q
To: FCC Part 15.407 & IC RSS-247 Issue 1
Serial #: ATEC09-U11c DFS Rev A
Issue Date: 27th October 2015
Page: 15 of 148

5.3. Equipment Model(s) and Serial Number(s)

Type (EUT/Support)	Equipment Description (Including Brand Name)	Mfr	Model No.	Serial No.
EUT	Wireless Router	Actiontec	WCB6240Q	GWXA5360700016
EUT	Power Adapter 100 - 240Vac 50/60Hz 0.7A 12 Vdc 2.0 A	Actiontec	WA-24Q12FU	DJ87714D14043198 400
Support	Laptop PC	IBM	Thinkpad	None

5.4. Antenna Details

Type	Manufacturer	Model	Family	Gain (dBi)	BF Gain	Dir BW	X-Pol	Frequency Band (MHz)
integral	Galtronics	Custom PCB SMT	Dipole	4.5	2.5	360	Y	5250 - 5350
integral	Galtronics	Custom Internal Cabled	Dipole	4.5	1.8	360	Y	5470 - 5725

BF Gain - Beamforming Gain
Dir BW - Directional BeamWidth
X-Pol - Cross Polarization

5.5. Cabling and I/O Ports

Port Type	Max Cable Length	# Of Ports	Screened	Conn Type	Data Type
Ethernet	100m GbE LAN	4	N	RJ45	Packet Data

This test report may be reproduced in full only. The document may only be updated by MiCOM Labs personnel. All changes will be noted in the Document History section of the report.



5.6. Test Configurations

Results for the following configurations are provided in this report:

Operational Mode(s) (802.11a/b/g/n/ac)	Data Rate with Highest Power MBit/s	Channel Frequency (MHz)		
		Low	Mid	High
5470 - 5725 MHz				
802.11a	6	5,500.00	--	--
802.11ac-80	29.3	5,530.00	--	--
802.11n HT-40	13.5	5,510.00	--	--

5.7. Equipment Modifications

The following modifications were required to bring the equipment into compliance:

1. NONE

5.8. Deviations from the Test Standard

The following deviations from the test standard were required in order to complete the test program:

1. NONE



6. TEST SUMMARY

List of Measurements

Test Header	Result	Data Link
(h)(2) Dynamic Frequency Selection (DFS)	Complies	
(ii) Channel Availability Check	Complies	
(a) Initial CAC	Complies	View Data
(b) Beginning CAC	Complies	View Data
(c) End CAC	Complies	View Data
(iii) Channel Close / Transmission Time	Complies	View Data
(iv) Non-Occupancy Period	Complies	View Data
Probability of Detection	Complies	View Data
Detection Bandwidth	Complies	View Data

This test report may be reproduced in full only. The document may only be updated by MiCOM Labs personnel. All changes will be noted in the Document History section of the report.

7. TEST EQUIPMENT CONFIGURATION(S)

7.1. DFS - Conducted

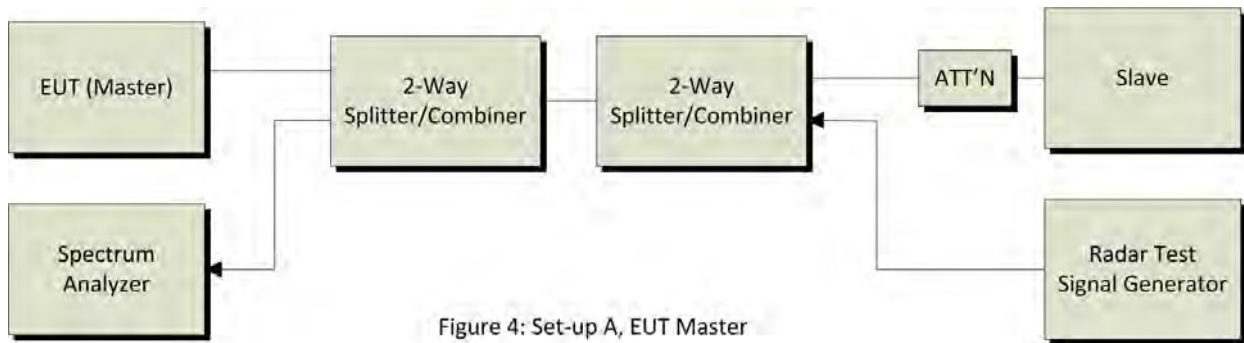


Figure 4: Set-up A, EUT Master

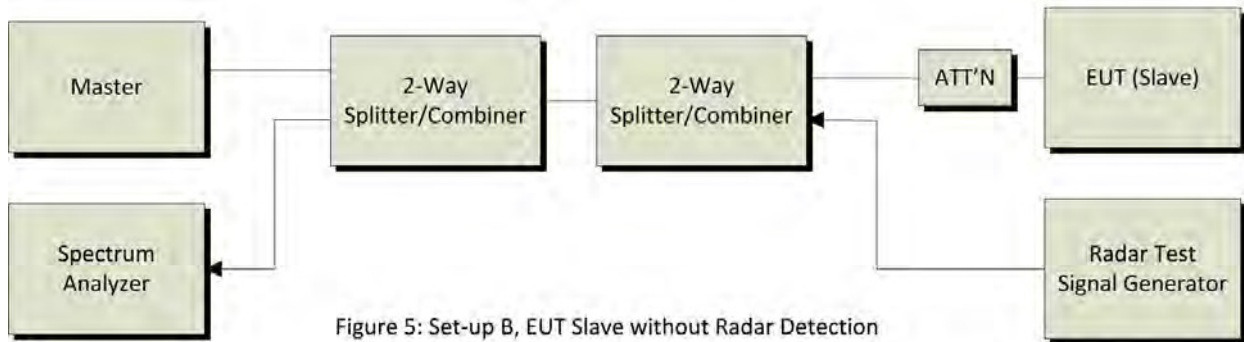


Figure 5: Set-up B, EUT Slave without Radar Detection

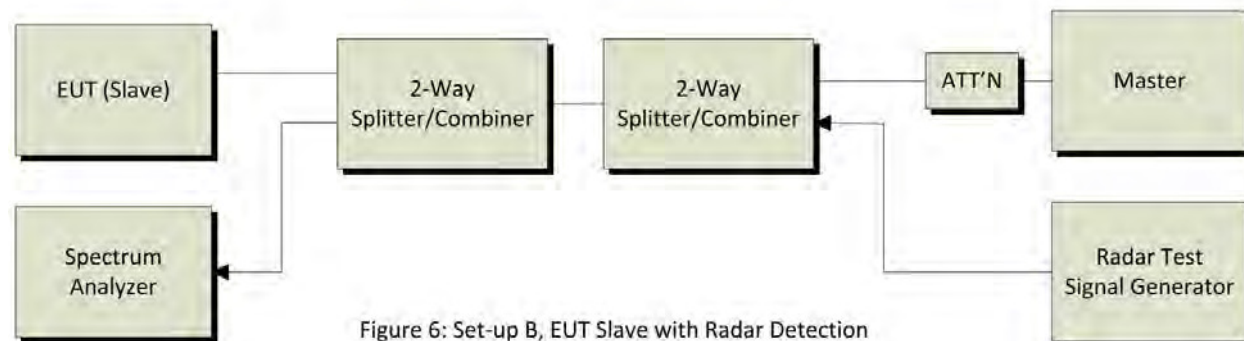


Figure 6: Set-up B, EUT Slave with Radar Detection

A full system calibration was performed on the test station and any resulting system losses (or gains) were taken into account in the production of all final measurement data.



Title: Actiontec Electronics Inc WCB6240Q
To: FCC Part 15.407 & IC RSS-247 Issue 1
Serial #: ATEC09-U11c DFS Rev A
Issue Date: 27th October 2015
Page: 19 of 148

Asset#	Description	Manufacturer	Model#	Serial#	Calibration Due Date
158	Barometer/Thermometer	Control Company	4196	E2846	04 Dec 2015
193	Receiver 20 Hz to 7 GHz	Rhode & Schwarz	ESI 7	838496/007	14 Jan 2016
299	Test Software DFS Test System	Aeroflex	DFS test Software	V2.4.0	Not Required
359	DFS System	Aeroflex	PXI-1042	300001/004	29 Dec 2015
417	Laptop for DFS with DFS software	Lenova	W520	DFS	Not Required
418	PCI-e interface card	National Instruments	Express 8360	174AAC5	Not Required
422	Splitter/Combiner	Pasternack	PE 2031	001	Cal when used
71	Spectrum Analyser 9KHz-50GHz	HP	8565E	3425A00181	06 Aug 2016
DFS PCIe#1	PCIe cable for Aeroflex	National Instruments	PCIe cable	None	Not Required
DFS SMA#1	SMA Cable for DFS	Megaphase	SMA Cable	None	Cal when used
DFS SMA#2	SMA Cable for DFS	Megaphase	SMA Cable	None	Cal when used
DFS SMA#3	SMA Cable for DFS	Megaphase	SMA Cable	None	Cal when used
DFS SMA#4	SMA Cable for DFS	Megaphase	SMA Cable	None	Cal when used

This test report may be reproduced in full only. The document may only be updated by MiCOM Labs personnel. All changes will be noted in the Document History section of the report.



8. TEST METHODOLOGY

8.1. Dynamic Frequency Selection (DFS) Overview

A U-NII network will employ a DFS function to detect signals from radar systems and to avoid co-channel operation with these systems. This applies to the 5250-5350 MHz and/or 5470-5725 MHz bands. Within the context of the operation of the DFS function, a U-NII device will operate in either Master Mode or Client Mode. U-NII devices operating in Client Mode can only operate in a network controlled by a U-NII device operating in Master Mode. The following tables summarize the requirements.

Requirement	Master Device or Client with Radar Detection	Client without Radar Detection
	Operational Mode	
DFS Detection Threshold	Yes	Not Required
Channel Closing Transmission Time	Yes	Yes
Channel Move Time	Yes	Yes
U-NII Detection Bandwidth	Yes	Not Required

Additional requirements for devices with multiple bandwidth modes	Master Device or Client with Radar Detection	Client without Radar Detection
U-NII Detection Bandwidth and Statistical Performance Check	All BW modes must be tested	Not required
Channel Move Time and Channel Closing Transmission Time	Test using widest BW mode available	Test using the widest BW mode available for the link
All other tests	Any single BW mode	Not required

NOTE: Frequencies selected for statistical performance check should include several frequencies within the radar detection bandwidth and frequencies near the edge of the radar detection bandwidth. For 802.11 devices it is suggested to select frequencies in each of the bonded 20 MHz channels and the channel center frequency.



Title: Actiontec Electronics Inc WCB6240Q
To: FCC Part 15.407 & IC RSS-247 Issue 1
Serial #: ATEC09-U11c DFS Rev A
Issue Date: 27th October 2015
Page: 21 of 148

The operational behavior and individual DFS requirements associated with these modes are as follows:

8.1.1. Master Devices

- a) The Master Device will use DFS in order to detect Radar Waveforms with received signal strength above the DFS Detection Threshold in the 5250 – 5350 MHz and 5470 – 5725 MHz bands. DFS is not required in the 5150 – 5250 MHz or 5725 – 5850 MHz bands.
- b) Before initiating a network on a Channel, the Master Device will perform a Channel Availability Check for a specified time duration (Channel Availability Check Time) to ensure that there is no radar system operating on the Channel, using DFS described under subsection a) above.
- c) The Master Device initiates a U-NII network by transmitting control signals that will enable other U-NII devices to Associate with the Master Device.
- d) During normal operation, the Master Device will monitor the Channel (In-Service Monitoring) to ensure that there is no radar system operating on the Channel, using DFS described under a).
- e) If the Master Device has detected a Radar Waveform during In-Service Monitoring as described under d), the Operating Channel of the U-NII network is no longer an Available Channel. The Master Device will instruct all associated Client Device(s) to stop transmitting on this Channel within the Channel Move Time. The transmissions during the Channel Move Time will be limited to the Channel Closing Transmission Time.
- f) Once the Master Device has detected a Radar Waveform it will not utilize the Channel for the duration of the Non-Occupancy Period.
- g) If the Master Device delegates the In-Service Monitoring to a Client Device, then the combination will be tested to the requirements described under d) through f) above.

This test report may be reproduced in full only. The document may only be updated by MiCOM Labs personnel. All changes will be noted in the Document History section of the report.



Title: Actiontec Electronics Inc WCB6240Q
To: FCC Part 15.407 & IC RSS-247 Issue 1
Serial #: ATEC09-U11c DFS Rev A
Issue Date: 27th October 2015
Page: 22 of 148

8.1.2. Client Devices

- a) A Client Device will not transmit before having received appropriate control signals from a Master Device.
- b) A Client Device will stop all its transmissions whenever instructed by a Master Device to which it is associated and will meet the Channel Move Time and Channel Closing Transmission Time requirements. The Client Device will not resume any transmissions until it has again received control signals from a Master Device.
- c) If a Client Device is performing In-Service Monitoring and detects a Radar Waveform above the DFS Detection Threshold, it will inform the Master Device. This is equivalent to the Master Device detecting the Radar Waveform and d) through f) of section 5.1.1 apply.
- d) Irrespective of Client Device or Master Device detection the Channel Move Time and Channel Closing Transmission Time requirements remain the same.
- e) The client test frequency must be monitored to ensure no transmission of any type has occurred for 30 minutes. Note: If the client moves with the master, the device is considered compliant if nothing appears in the client non-occupancy period test. For devices that shutdown (rather than moving channels), no beacons should appear.

This test report may be reproduced in full only. The document may only be updated by MiCOM Labs personnel. All changes will be noted in the Document History section of the report.



8.2. DFS Detection Thresholds

The table below provides the DFS Detection Thresholds for Master Devices as well as Client Devices incorporating In-Service Monitoring.

DFS Detection Thresholds for Master Devices and Client Devices with Radar Detection

Maximum Transmit Power	Value (see Notes 1, 2 and 3)
EIRP \geq 200 milliwatt	-64 dBm
EIRP \leq 200 milliwatt and power density \leq 10 dBm/MHz	-62 dBm
EIRP \leq 200 milliwatt that do not meet the power spectral density requirement	-64 dBm

NOTE 1: This is the level at the input of the receiver assuming a 0 dBi receive antenna

NOTE 2: Throughout these test procedures an additional 1 dB has been added to the amplitude of the test transmission waveforms to account for variations in measurement equipment. This will ensure that the test signal is at or above the detection threshold level to trigger a DFS response.

NOTE 3: EIRP is based on the highest antenna gain. For MIMO devices refer to KDB Publication 662911 D01.

8.3. Response Requirements

The following table provides the response requirements for Master and Client Devices incorporating DFS.

DFS Response Requirement Values

Parameter	Value
Non-Occupancy Period	Minimum 30 minutes
Channel Availability Check Time	60 seconds
Channel Move Time	10 seconds, see NOTE 1
Channel Closing Transmission Time	200 milliseconds + an aggregate of 60 milliseconds over remaining 10 second period, see NOTES 1 and 2
U-NII Detection Bandwidth	Minimum 100% of the U-NII 99% transmission power bandwidth, see NOTE 3

NOTE 1: Channel Move Time and the Channel Closing Transmission Time should be performed with Radar Type 0. The measurement timing begins at the end of the Radar Type 0 burst.

NOTE 2: The Channel Closing Transmission Time is comprised of 200 milliseconds starting at the beginning of the Channel Move Time plus any additional intermittent control signals required to facilitate a Channel move (an aggregate of 60 milliseconds) during the remainder of the 10 second period. The aggregate duration of control signals will not count quiet periods in between transmissions.

NOTE 3: During the U-NII Detection Bandwidth detection test, radar type 0 should be used. For each frequency step the minimum percentage of detection is 90 percent. Measurements are performed with no data traffic.



8.4. Radar Test Waveforms

This section provides the parameters for required test waveforms, minimum percentage of successful detections, and the minimum number of trials that must be used for determining DFS conformance. Step intervals of 0.1 microsecond for Pulse Width, 1 microsecond for PRI, 1 MHz for chirp width and 1 for the number of pulses will be utilized for the random determination of specific test waveforms.

8.4.1. Short Radar Pulses

Short Pulse Radar Test Waveforms

Radar Type	Pulse Width (μS)	PRI (μS)	Number of Pulses	Minimum Percentage of Successful Detection	Minimum Number of Trials
0	1	1428	18	See Note 1	See Note 1
1	1	Test A: 15 unique PRI values randomly selected from the list of 23 PRI values in Table 5a	Roundup $\left\{ \begin{array}{l} \left(\frac{1}{360} \right) \cdot \\ \left(\frac{19 \cdot 10^6}{\text{PRI}_{\mu\text{sec}}} \right) \end{array} \right\}$	60%	30
		Test B: 15 unique PRI values randomly selected in the range 518-3066 μS, with a minimum increment of 1 μS, excluding PRI values selected in Test A			
2	1-5	150-230	23-29	60%	30
3	6-10	200-500	16-18	60%	30
4	11-20	200-500	12-16	60%	30
Aggregate (Radar Types 1-4)				80%	120

Note 1: Short Radar Pulse Type 0 should be used for the Detection Bandwidth test, Channel Move Time and Channel Closing Time tests

A minimum of 30 unique waveforms are required for each of the Short Pulse Radar Types 2 through 4. If more than 30 waveforms are used for Short Pulse Radar Types 2 through 4, then each additional waveform must also be unique and not repeated from the previous waveforms. If more than 30 waveforms are used for Short Pulse Radar Type 1, then each additional waveform is generated with Test B and must also be unique and not repeated from the previous waveforms in Tests A or B.



8.4.2. Long Radar Pulse Test

Long Pulse Radar Test Waveforms

Radar Type	Pulse Width (µsec)	Chirp Width (MHz)	PRI (µsec)	Number of Pulses per Burst	Number of Bursts	Minimum Percentage of Successful Detection	Minimum Trials
5	50-100	5-20	1000-2000	1-3	8-20	80%	30

The parameters for this waveform are randomly chosen. Thirty unique waveforms are required for the Long Pulse radar test signal. If more than 30 waveforms are used for the Long Pulse radar test signal, then each additional waveform must also be unique and not repeated from the previous waveforms.

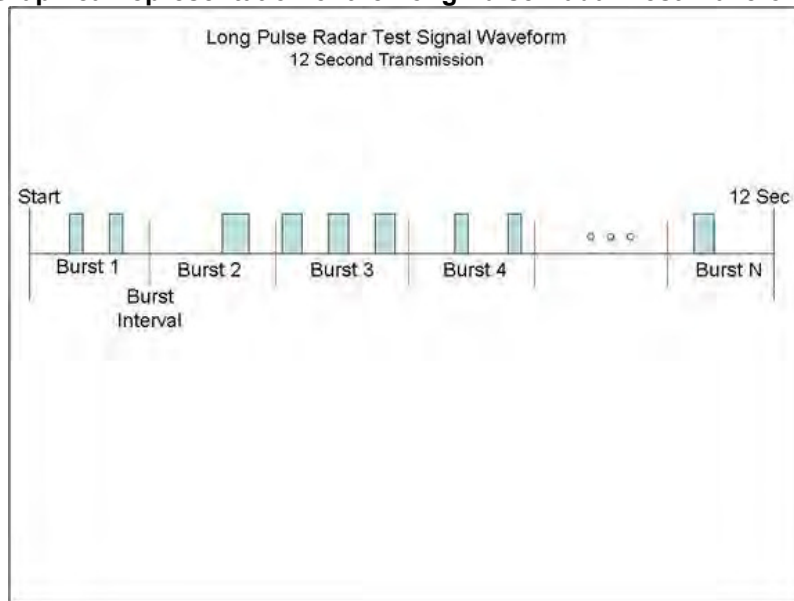
Each waveform is defined as follows:

1. The transmission period for the Long Pulse Radar test signal is 12 seconds.
2. There are a total of 8 to 20 Bursts in the 12 second period, with the number of Bursts being randomly chosen. This number is Burst Count.
3. Each Burst consists of 1 to 3 pulses, with the number of pulses being randomly chosen. Each Burst within the 12 second sequence may have a different number of pulses.
4. The pulse width is between 50 and 100 microseconds, with the pulse width being randomly chosen. Each pulse within a Burst will have the same pulse width. Pulses in different Bursts may have different pulse widths.
5. Each pulse has a linear FM chirp between 5 and 20 MHz, with the chirp width being randomly chosen. Each pulse within a Burst will have the same chirp width. Pulses in different Bursts may have different chirp widths. The chirp is centered on the pulse. For example, with a radar frequency of 5300 MHz and a 20 MHz chirped signal, the chirp starts at 5290 MHz and ends at 5310 MHz.
6. If more than one pulse is present in a Burst, the time between the pulses will be between 1000 and 2000 microseconds, with the time being randomly chosen. If three pulses are present in a Burst, the time between the first and second pulses is chosen independently of the time between the second and third pulses.
7. The 12 second transmission period is divided into even intervals. The number of intervals is equal to Burst_Count. Each interval is of length $(12,000,000 / \text{Burst_Count})$ microseconds. Each interval contains one Burst. The start time for the Burst, relative to the beginning of the interval, is between 1 and $[(12,000,000 / \text{Burst_Count}) - (\text{Total Burst Length}) + (\text{One Random PRI Interval})]$ microseconds, with the start time being randomly chosen. The step interval for the start time is 1 microsecond. The start time for each Burst is chosen independently.

A representative example of a Long Pulse radar test waveform:

1. The total test signal length is 12 seconds.
2. 8 Bursts are randomly generated for the Burst_Count
3. Burst 1 has 2 randomly generated pulses.
4. The pulse width (for both pulses) is randomly selected to be 75 microseconds.
5. The PRI is randomly selected to be at 1213 microseconds.
6. Bursts 2 through 8 are generated using steps 3 – 5.
7. Each Burst is contained in even intervals of 1,500,000 microseconds. The starting location for Pulse 1, Burst 1 is randomly generated (1 to 1,500,000 minus the total Burst 1 length + 1 random PRI interval) at the 325,001 microsecond step. Bursts 2 through 8 randomly fall in successive 1,500,000 microsecond intervals (i.e. Burst 2 falls in the 1,500,001 – 3,000,000 microsecond range).

Graphical representation of the Long Pulse Radar Test Waveform.



This test report may be reproduced in full only. The document may only be updated by MiCOM Labs personnel. All changes will be noted in the Document History section of the report.



8.4.3. Frequency Hopping Radar Test Waveform

Radar Type	Pulse Width (µsec)	PRI (µsec)	Pulses per Hop	Hopping Rate (kHz)	Hopping Sequence Length (msec)	Minimum Percentage of Successful Detection	Minimum Trials
6	1	333	9	.333	300	70%	30

For the Frequency Hopping Radar Type, the same Burst parameters are used for each waveform. The hopping sequence is different for each waveform and a 100-length segment is selected from the hopping sequence defined by the following algorithm:

The first frequency in a hopping sequence is selected randomly from the group of 475 integer frequencies from 5250 – 5724 MHz. Next, the frequency that was just chosen is removed from the group and a frequency is randomly selected from the remaining 474 frequencies in the group. This process continues until all 475 frequencies are chosen for the set. For selection of a random frequency, the frequencies remaining within the group are always treated as equally likely.

8.5. Radar Waveform Calibration

The following equipment setup was used to calibrate the Radar Waveform. A spectrum analyzer was used to establish the test signal level for each radar type. During this process there were no transmissions by either the Master or Client Device. The spectrum analyzer was switched to the zero span (Time Domain) mode at the frequency of the Radar Waveform generator. Peak detection was utilized. The spectrum analyzer resolution bandwidth (RBW) and video bandwidth (VBW) were set to 3 MHz.

The signal generator amplitude was set so that the power level measured at the spectrum analyzer was equal to the DFS detection threshold +1dB (Ref Section 9.2).



Title: Actiontec Electronics Inc WCB6240Q
To: FCC Part 15.407 & IC RSS-247 Issue 1
Serial #: ATEC09-U11c DFS Rev A
Issue Date: 27th October 2015
Page: 28 of 148

8.6. Test Program Details

EUT Type: Master with radar detection

Frequency band(s): 5,250 - 5,350 MHz and 5,470 – 5,725 MHz

Uniform Loading: For the above frequency band(s) the manufacturer declared that the device provides an aggregate uniform loading of the spectrum across all devices by selecting an operating channel among the available channels using a random algorithm.

Test Environment: Conducted RF

Antenna Gain used for Testing: 6.3 dBi

Radio parameters: Transmit Power: Max Data Rate: 802.11a 18 Mbit/s

802.11a 18 Mbit/s

802.11n HT-40 13.5 Mbit/s

802.11ac-80 29.3 Mbit/s

Duty Cycle: 30%

Number of Antenna Chains: 4

Test Communication Throughput Methodology

The requisite MPEG video file ("TestFile.mpg" available on the NTIA website at the following link <http://ntiacsd.ntia.doc.gov/dfs/>) is used during this video stream.

EUT Software Version: None Available

EUT Build number: None Available

Test Environmental Conditions - Ambient:

Temperature: 17 to 23 °C

Relative humidity: 31 to 57%

Pressure: 999 to 1012 mbar

This test report may be reproduced in full only. The document may only be updated by MiCOM Labs personnel. All changes will be noted in the Document History section of the report.



Title: Actiontec Electronics Inc WCB6240Q
To: FCC Part 15.407 & IC RSS-247 Issue 1
Serial #: ATEC09-U11c DFS Rev A
Issue Date: 27th October 2015
Page: 29 of 148

9. TEST RESULTS

9.1. Dynamic Frequency Selection (DFS)

9.1.1. Channel Availability Check

9.1.1.1. Initial CAC

This test verifies that the EUT does not emit pulse, control, or data signals on the test Channel until the power-up sequence has been completed and the U-NII device checks for Radar Waveforms for one minute on the test Channel. This test does not use any Radar Waveforms.

The EUT is instructed to power up at the appropriate center frequency. The spectrum analyzer is set on zero span with a 1 MHz resolution bandwidth and 260 second sweep time to monitor the RF output of the EUT during power up. The analyzer's sweep will be started the same time power is applied to the U-NII device.

The EUT should not transmit any pulse or data transmissions until at least 1 minute after the completion of the power-on cycle.

The first red vertical line shown on the following plot denotes the instant when the EUT starts its power-up sequence i.e. T₀ (as defined within the FCC's KDB 905462 D02 Section 4.1). The power-up reference T₀ is determined by the time it takes for the EUT to start "beaconing" i.e. initial beacon – 60 secs = end of power-up.

The Channel Availability Check Time commences at instant T₀ and will end no sooner than T₀ + 60 seconds. T₀ + 60 is indicated on the plot by the second vertical line.

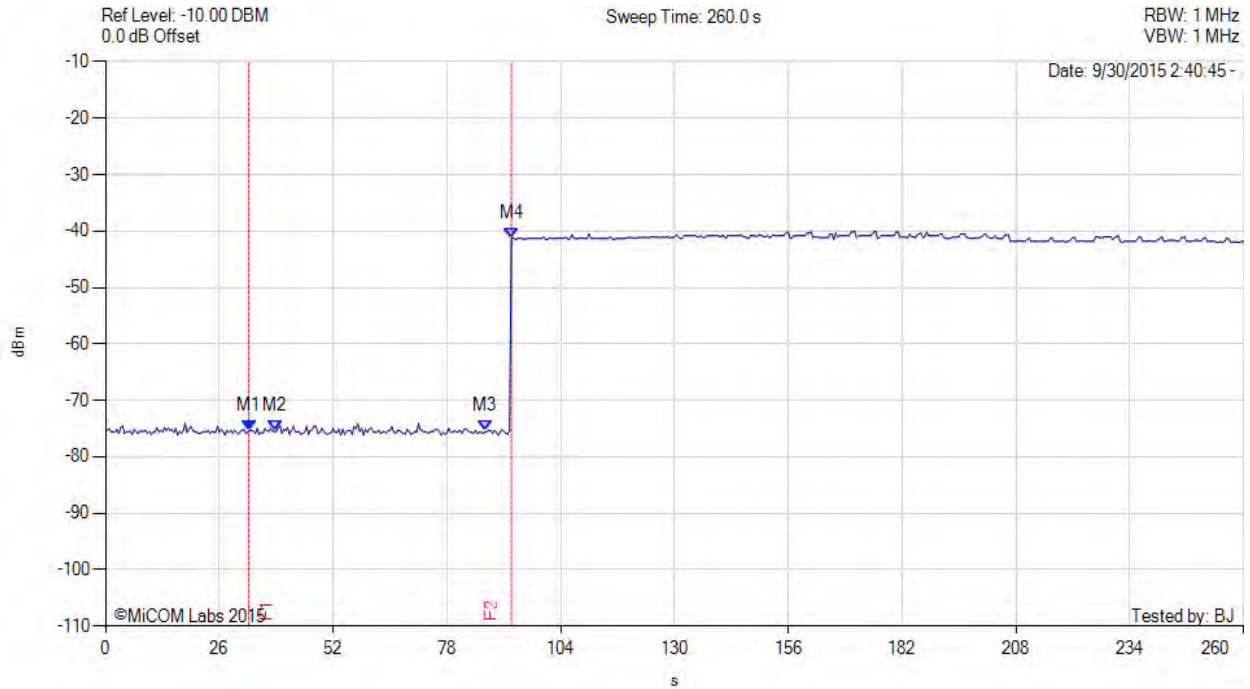
This test report may be reproduced in full only. The document may only be updated by MiCOM Labs personnel. All changes will be noted in the Document History section of the report.



INITIAL CAC



Variant: 802.11a, Channel: 5500.00 MHz, Data Rate: 18, Duty Cycle : 35.00%, Antenna Gain: 7.00 dBi



Analyser Setup	Marker:Time:Amplitude	Test Results
Detector = POS Sweep Count = View RF Atten (dB) = 0 Trace Mode = 0	M1(5495.00 MHz) : 32.730 s : -75.330 dBm M2(5495.00 MHz) : 38.730 s : -75.500 dBm M3(5495.00 MHz) : 86.730 s : -75.500 dBm M4(5495.00 MHz) : 92.730 s : -41.330 dBm	Channel Frequency: 5500.00 MHz

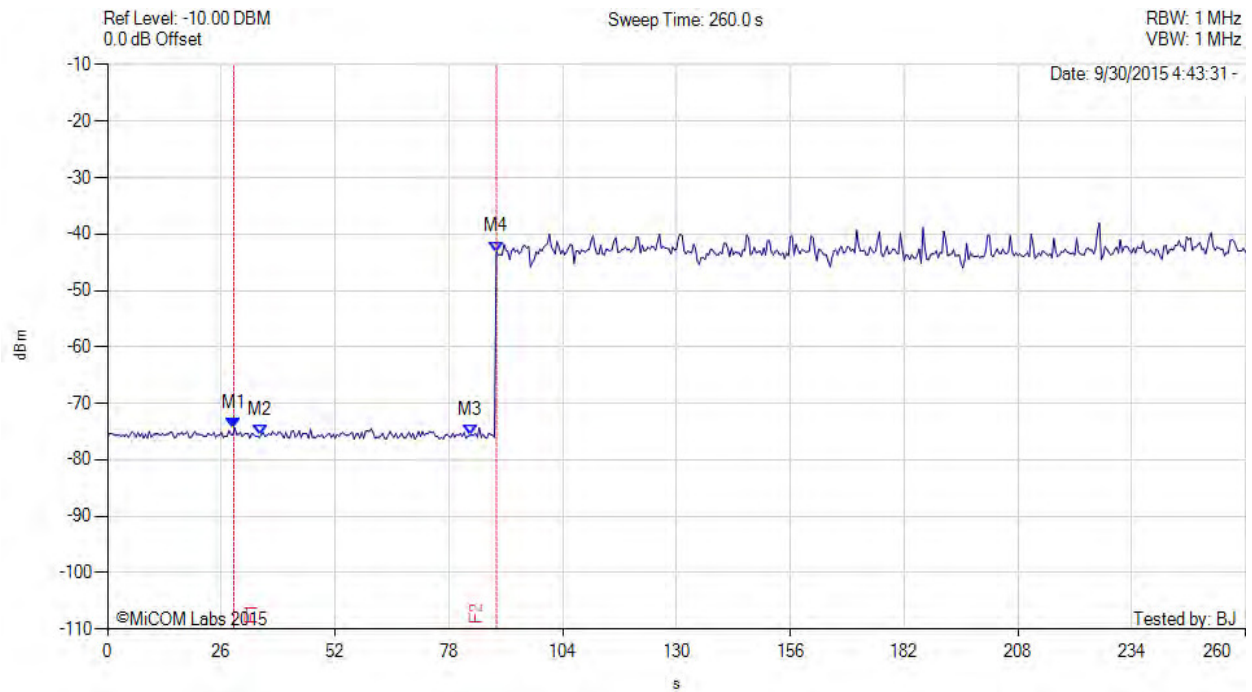
This test report may be reproduced in full only. The document may only be updated by MiCOM Labs personnel. All changes will be noted in the Document History section of the report.



INITIAL CAC



Variant: 802.11ac 80, Channel: 5530.00 MHz, Data Rate: 29.5, Duty Cycle : 35.00%, Antenna Gain: 7.00 dBi



Analyser Setup	Marker:Time:Amplitude	Test Results
Detector = POS Sweep Count = View RF Atten (dB) = 0 Trace Mode = 0	M1(5525.00 MHz) : 28.830 s : -74.330 dBm M2(5525.00 MHz) : 34.830 s : -75.660 dBm M3(5525.00 MHz) : 82.830 s : -75.660 dBm M4(5525.00 MHz) : 88.830 s : -43.160 dBm	Channel Frequency: 5530.00 MHz

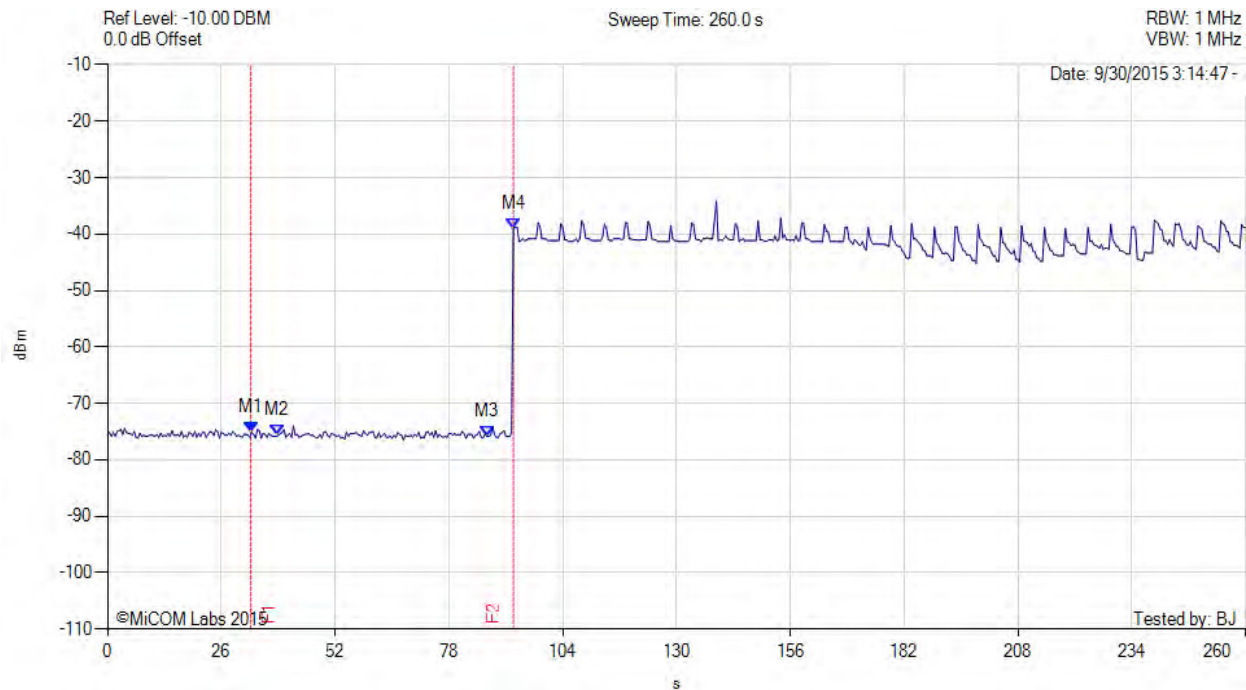
This test report may be reproduced in full only. The document may only be updated by MiCOM Labs personnel. All changes will be noted in the Document History section of the report.



INITIAL CAC



Variante: 802.11n HT40, Channel: 5510.00 MHz, Data Rate: 13.5, Duty Cycle : 35.00%, Antenna Gain: 7.00 dBi



Analyser Setup	Marker:Time:Amplitude	Test Results
Detector = POS Sweep Count = View RF Atten (dB) = 0 Trace Mode = 0	M1(5505.00 MHz) : 32.730 s : -75.160 dBm M2(5505.00 MHz) : 38.730 s : -75.660 dBm M3(5505.00 MHz) : 86.730 s : -75.830 dBm M4(5505.00 MHz) : 92.730 s : -39.000 dBm	Channel Frequency: 5510.00 MHz

This test report may be reproduced in full only. The document may only be updated by MiCOM Labs personnel. All changes will be noted in the Document History section of the report.



Title: Actiontec Electronics Inc WCB6240Q
To: FCC Part 15.407 & IC RSS-247 Issue 1
Serial #: ATEC09-U11c DFS Rev A
Issue Date: 27th October 2015
Page: 33 of 148

9.1.1.2. Beginning CAC

The steps below define the procedure to verify successful radar detection on the selected Channel during a period equal to the Channel Availability Check Time and avoidance of operation on that Channel when a radar Burst with a level equal to the DFS Detection Threshold +1dB (Ref Section 9.2) occurs at the beginning of the Channel Availability Check Time.

A single Burst of short pulse of radar Type 1 will commence within a 6 second window starting at T0 (first red vertical marker line on the plot).

Visual indication on the EUT of successful detection of the radar Burst is recorded and reported. Observation of emissions at the appropriate center frequency will continue for 2.5 minutes after the radar burst has been generated.

T0 + 60 is indicated on the plot by the second vertical line.

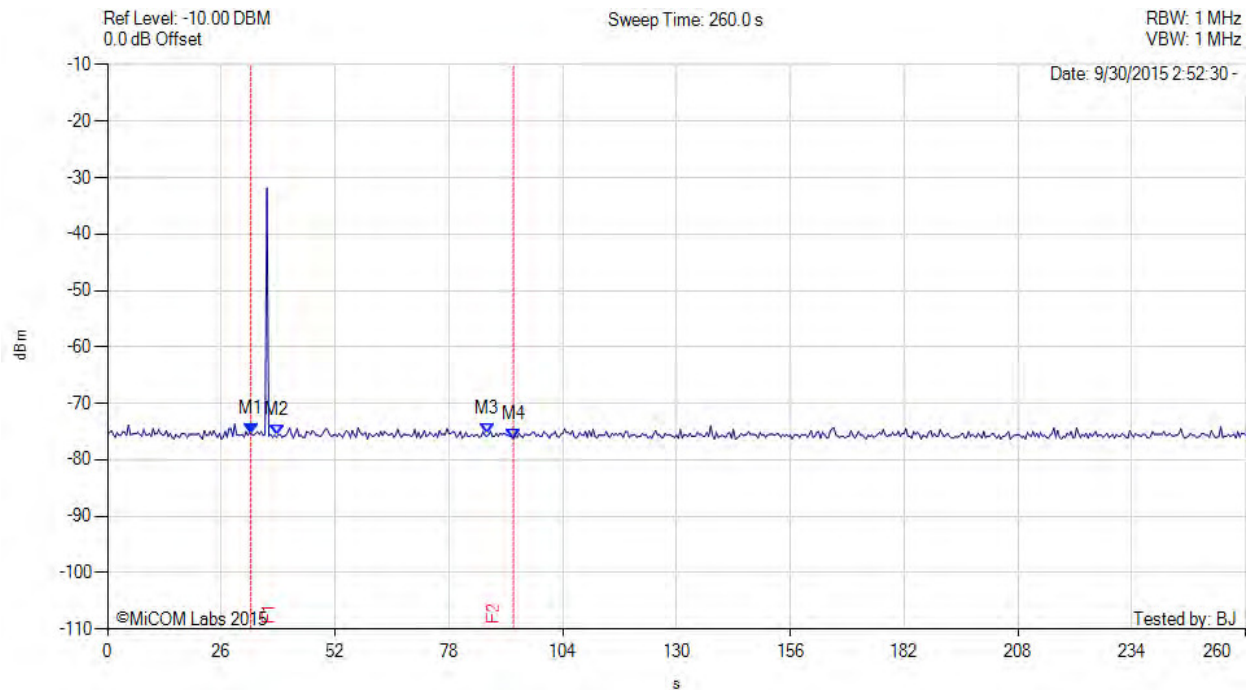
This test report may be reproduced in full only. The document may only be updated by MiCOM Labs personnel. All changes will be noted in the Document History section of the report.



BEGINNING CAC



Variant: 802.11a, Channel: 5500.00 MHz, Data Rate: 18, Duty Cycle : 35.00%, Antenna Gain: 7.00 dBi



Analyser Setup	Marker:Time:Amplitude	Test Results
Detector = POS Sweep Count = View RF Atten (dB) = 0 Trace Mode = 0	M1(5495.00 MHz) : 32.730 s : -75.500 dBm M2(5495.00 MHz) : 38.730 s : -75.660 dBm M3(5495.00 MHz) : 86.730 s : -75.500 dBm M4(5495.00 MHz) : 92.730 s : -76.330 dBm	Channel Frequency: 5500.00 MHz

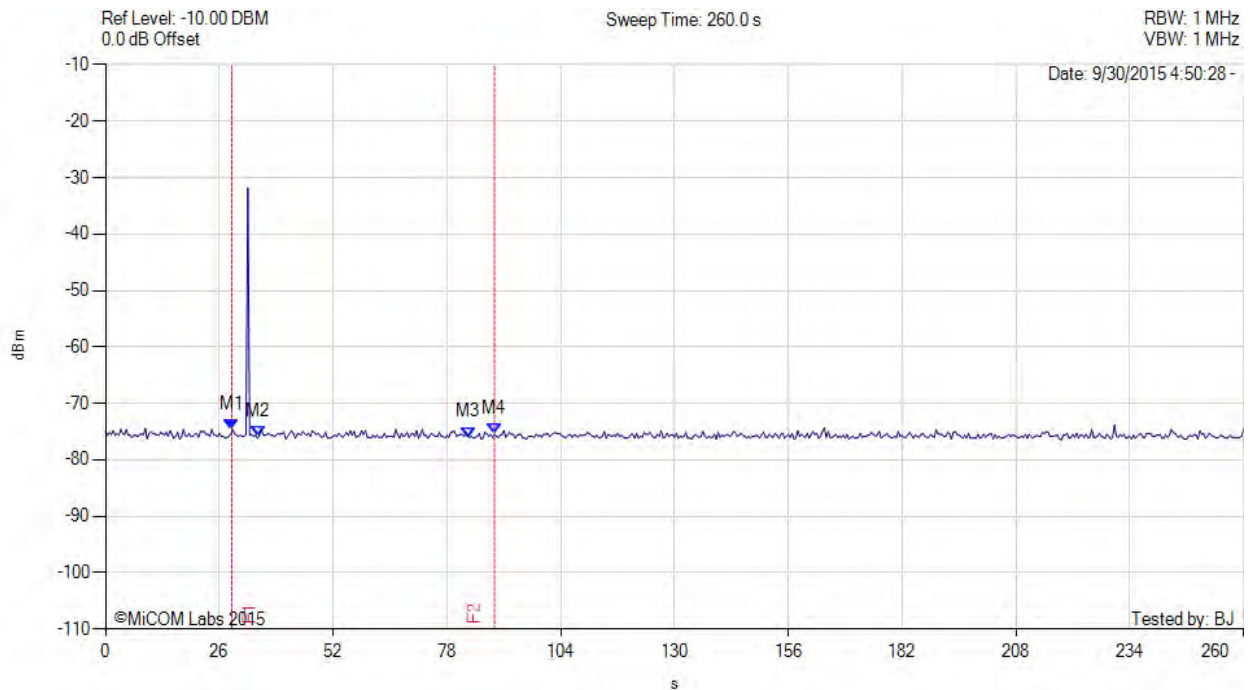
This test report may be reproduced in full only. The document may only be updated by MiCOM Labs personnel. All changes will be noted in the Document History section of the report.



BEGINNING CAC



Variant: 802.11ac 80, Channel: 5530.00 MHz, Data Rate: 29.5, Duty Cycle : 35.00%, Antenna Gain: 7.00 dBi



Analyser Setup	Marker:Time:Amplitude	Test Results
Detector = POS Sweep Count = View RF Atten (dB) = 0 Trace Mode = 0	M1(5525.00 MHz) : 28.830 s : -74.660 dBm M2(5525.00 MHz) : 34.830 s : -75.830 dBm M3(5525.00 MHz) : 82.830 s : -76.000 dBm M4(5525.00 MHz) : 88.830 s : -75.500 dBm	Channel Frequency: 5530.00 MHz

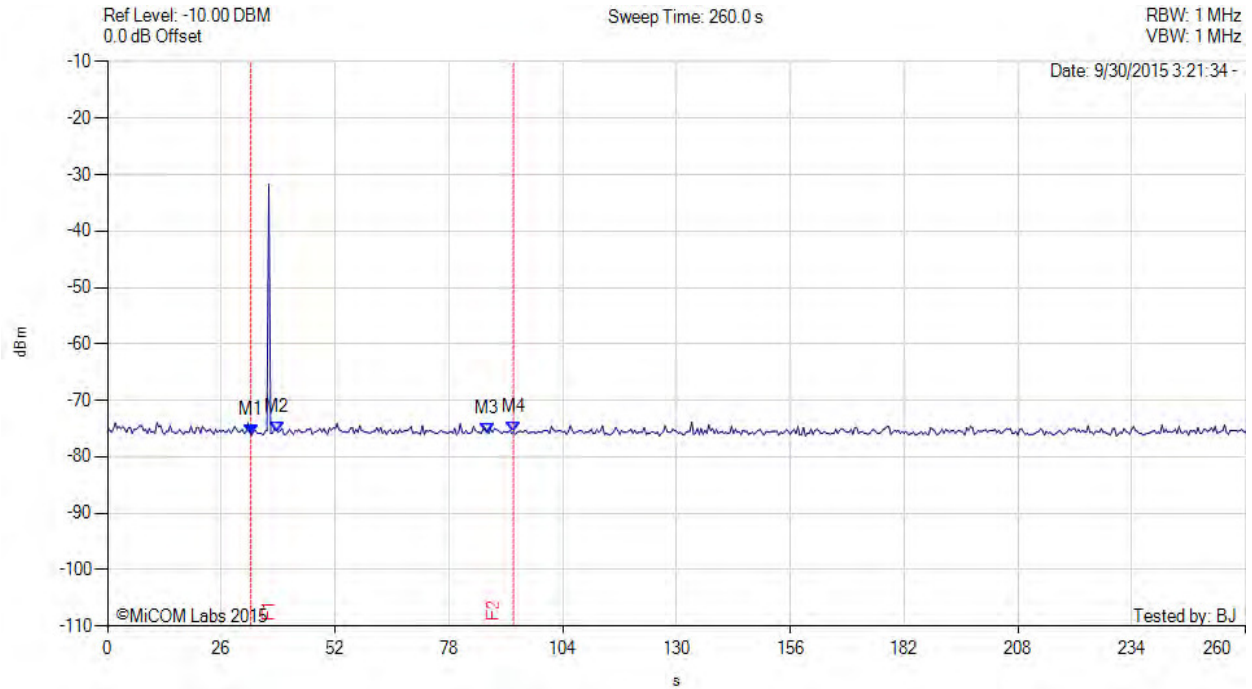
This test report may be reproduced in full only. The document may only be updated by MiCOM Labs personnel. All changes will be noted in the Document History section of the report.



BEGINNING CAC



Variant: 802.11n HT40, Channel: 5510.00 MHz, Data Rate: 13.5, Duty Cycle : 35.00%, Antenna Gain: 7.00 dBi



Analyser Setup	Marker:Time:Amplitude	Test Results
Detector = POS Sweep Count = View RF Atten (dB) = 0 Trace Mode = 0	M1(5505.00 MHz) : 32.730 s : -76.160 dBm M2(5505.00 MHz) : 38.730 s : -75.660 dBm M3(5505.00 MHz) : 86.730 s : -75.830 dBm M4(5505.00 MHz) : 92.730 s : -75.660 dBm	Channel Frequency: 5510.00 MHz

This test report may be reproduced in full only. The document may only be updated by MiCOM Labs personnel. All changes will be noted in the Document History section of the report.



Title: Actiontec Electronics Inc WCB6240Q
To: FCC Part 15.407 & IC RSS-247 Issue 1
Serial #: ATEC09-U11c DFS Rev A
Issue Date: 27th October 2015
Page: 37 of 148

9.1.1.3. End CAC

The steps below define the procedure to verify successful radar detection on the selected Channel during a period equal to the Channel Availability Check Time and avoidance of operation on that Channel when a radar Burst with a level equal to the DFS Detection Threshold occurs at the end of the Channel Availability Check Time.

A single Burst of short pulse of radar Type 1 will commence within a 6 second window starting at $T_0 + 54$ seconds. The window will commence at marker 3 and end at the red time line T_2 ($T_0 + 60$ secs)

Visual indication on the EUT of successful detection of the radar Burst is recorded and reported. Observation of emissions at the appropriate center frequency will continue for 2.5 minutes after the radar burst has been generated.

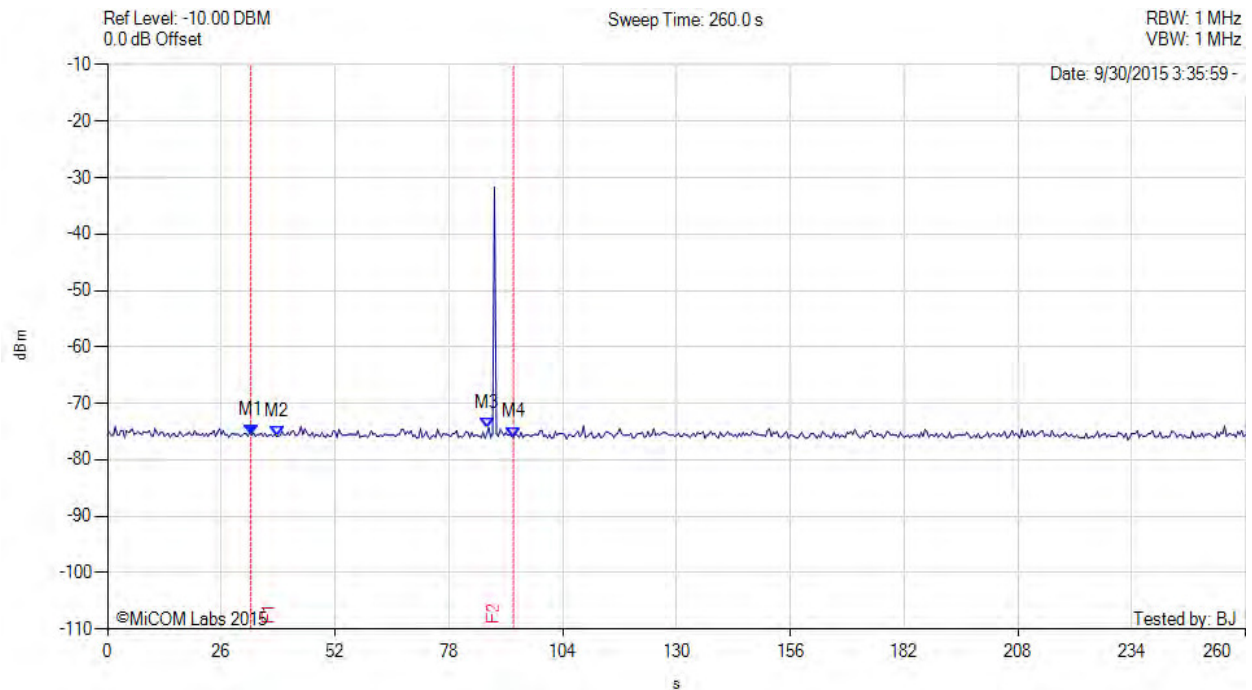
This test report may be reproduced in full only. The document may only be updated by MiCOM Labs personnel. All changes will be noted in the Document History section of the report.



END CAC



Variant: 802.11a, Channel: 5500.00 MHz, Data Rate: 18, Duty Cycle : 35.00%, Antenna Gain: 7.00 dBi



Analyser Setup	Marker:Time:Amplitude	Test Results
Detector = POS Sweep Count = View RF Atten (dB) = 0 Trace Mode = 0	M1(5505.00 MHz) : 32.730 s : -75.660 dBm M2(5505.00 MHz) : 38.730 s : -75.830 dBm M3(5505.00 MHz) : 86.730 s : -74.330 dBm M4(5505.00 MHz) : 92.730 s : -76.000 dBm	Channel Frequency: 5500.00 MHz

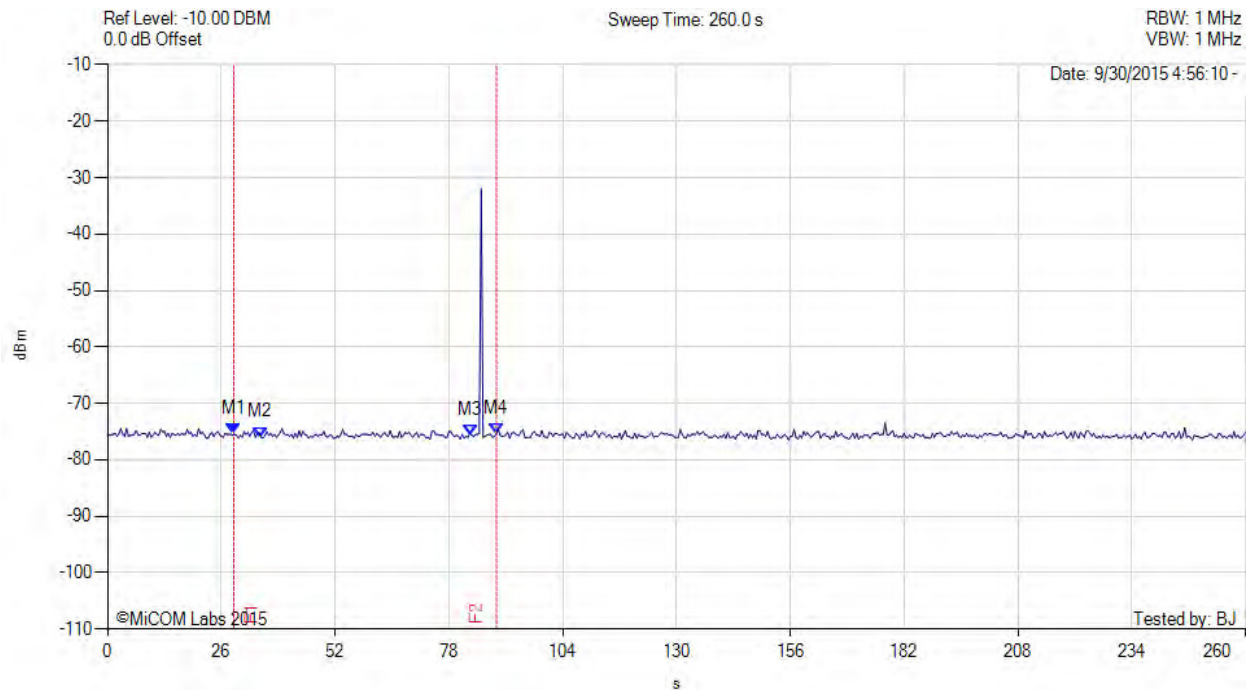
This test report may be reproduced in full only. The document may only be updated by MiCOM Labs personnel. All changes will be noted in the Document History section of the report.



END CAC



Variant: 802.11ac 80, Channel: 5530.00 MHz, Data Rate: 29.5, Duty Cycle : 35.00%, Antenna Gain: 7.00 dBi



Analyser Setup	Marker:Time:Amplitude	Test Results
Detector = POS Sweep Count = View RF Atten (dB) = 0 Trace Mode = 0	M1(5525.00 MHz) : 28.830 s : -75.500 dBm M2(5525.00 MHz) : 34.830 s : -76.000 dBm M3(5525.00 MHz) : 82.830 s : -75.660 dBm M4(5525.00 MHz) : 88.830 s : -75.330 dBm	Channel Frequency: 5530.00 MHz

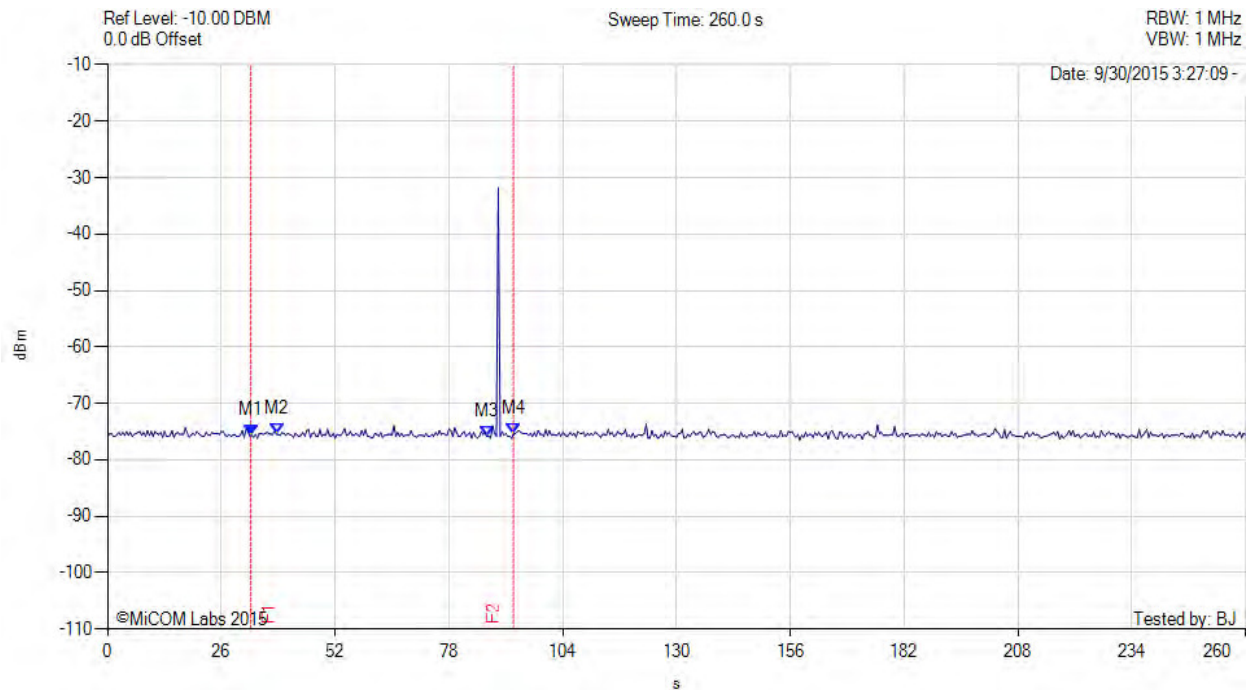
This test report may be reproduced in full only. The document may only be updated by MiCOM Labs personnel. All changes will be noted in the Document History section of the report.



END CAC



Variant: 802.11n HT40, Channel: 5510.00 MHz, Data Rate: 13.5, Duty Cycle : 35.00%, Antenna Gain: 7.00 dBi



Analyser Setup	Marker:Time:Amplitude	Test Results
Detector = POS Sweep Count = View RF Atten (dB) = 0 Trace Mode = 0	M1(5505.00 MHz) : 32.730 s : -75.660 dBm M2(5505.00 MHz) : 38.730 s : -75.500 dBm M3(5505.00 MHz) : 86.730 s : -75.830 dBm M4(5505.00 MHz) : 92.730 s : -75.500 dBm	Channel Frequency: 5510.00 MHz

This test report may be reproduced in full only. The document may only be updated by MiCOM Labs personnel. All changes will be noted in the Document History section of the report.



Title: Actiontec Electronics Inc WCB6240Q
To: FCC Part 15.407 & IC RSS-247 Issue 1
Serial #: ATEC09-U11c DFS Rev A
Issue Date: 27th October 2015
Page: 41 of 148

9.1.2. Channel Close / Transmission Time

The steps below define the procedure to determine the above mentioned parameters when a radar Burst with a level equal to the DFS Detection Threshold is generated on the Operating Channel of the U-NII device.

The EUT will be associated with a support U-NII device in order to setup an appropriate transmission media in accordance with the FCC requirements.

Channel Closing Transmission Time and Channel Move Time - Measurement

The test system was set-up to capture all transmission data for access point events above a threshold level of -50 dBm. The test equipment time stamps all captured events.

A Type 0 waveform was introduced to the EUT, from which a 12 second transmission record was digitally captured. The start of the Type 0 radar waveform is indicated in the test result plot as "Start Waveform", the end of the waveform is indicated as "End waveform".

Channel Closing Transmission Time, and the Channel Move Time start immediately after the last radar pulse is transmitted.

The aggregate of all pulses seen after the end of the radar injection are measured as the "Channel Closing Transmission time".

The last EUT activity after the end of the radar pulse is identified and used to determine the "Channel Move Time"

This test report may be reproduced in full only. The document may only be updated by MiCOM Labs personnel. All changes will be noted in the Document History section of the report.



Frequency 5500 MHz Channel 100

The PXI system measures and aggregates the pulses occurring after the end of the radar pulse to determine:-

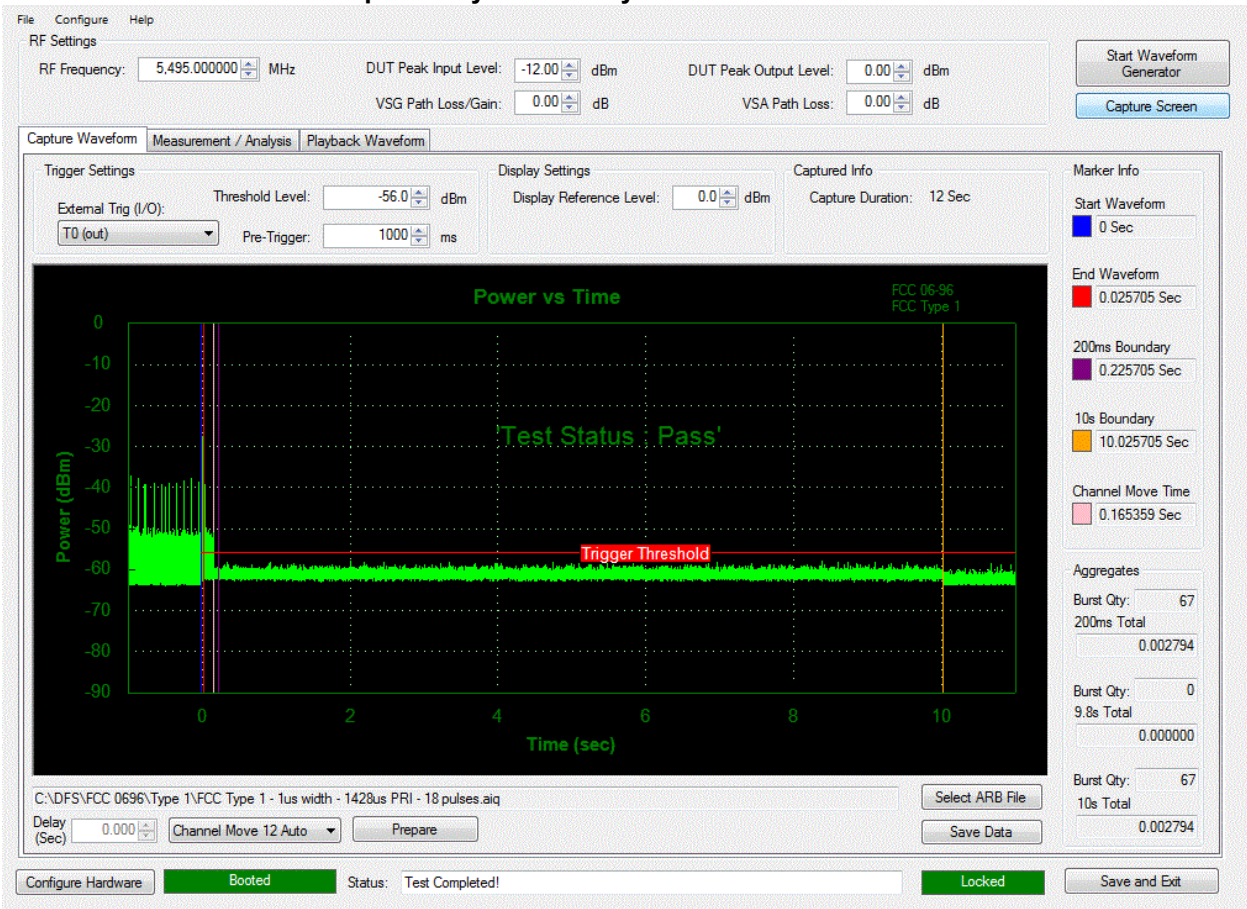
1) Channel Closing Transmission Time (limit is 1 second)

2) Channel Move Time (limit is 10 seconds)

1) Channel Closing Transmission Time = 2.794 mSecs (limit 250 mSec)

2) Channel Move Time = 0.1653 Secs (limit is 10 seconds)

Channel Move Time, Channel Closing Transmission Time for Type 1 Radar Captured by the Test System - 0-12 Seconds



This test report may be reproduced in full only. The document may only be updated by MiCOM Labs personnel. All changes will be noted in the Document History section of the report.



Frequency 5510 MHz Channel 102

The PXI system measures and aggregates the pulses occurring after the end of the radar pulse to determine:-

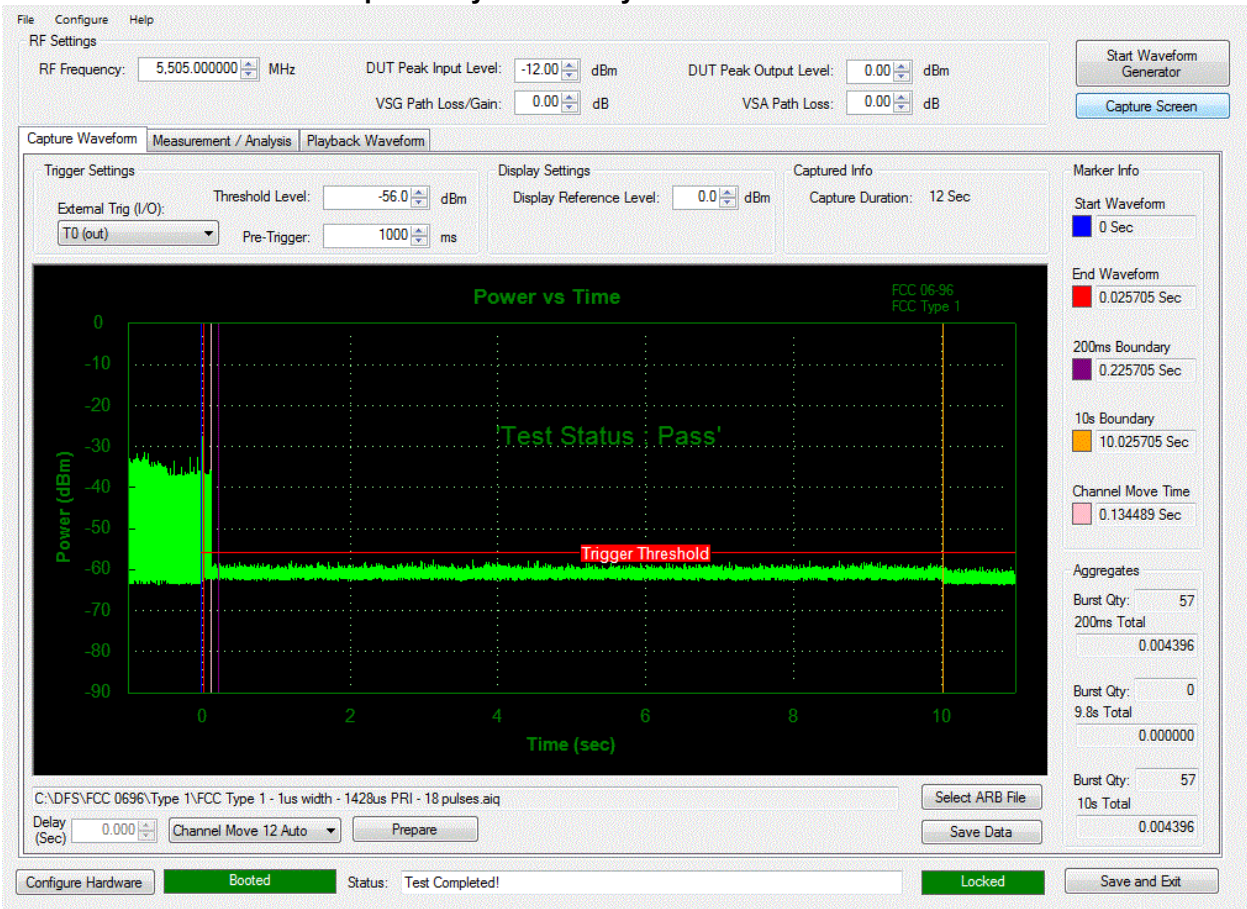
1) Channel Closing Transmission Time (limit is 1 second)

2) Channel Move Time (limit is 10 seconds)

1) Channel Closing Transmission Time = **4.396 mSecs (limit 250 mSec)**

2) Channel Move Time = **0.1344 Secs (limit is 10 seconds)**

Channel Move Time, Channel Closing Transmission Time for Type 1 Radar Captured by the Test System - 0-12 Seconds



This test report may be reproduced in full only. The document may only be updated by MiCOM Labs personnel. All changes will be noted in the Document History section of the report.



Frequency 5530 MHz Channel 103

The PXI system measures and aggregates the pulses occurring after the end of the radar pulse to determine:-

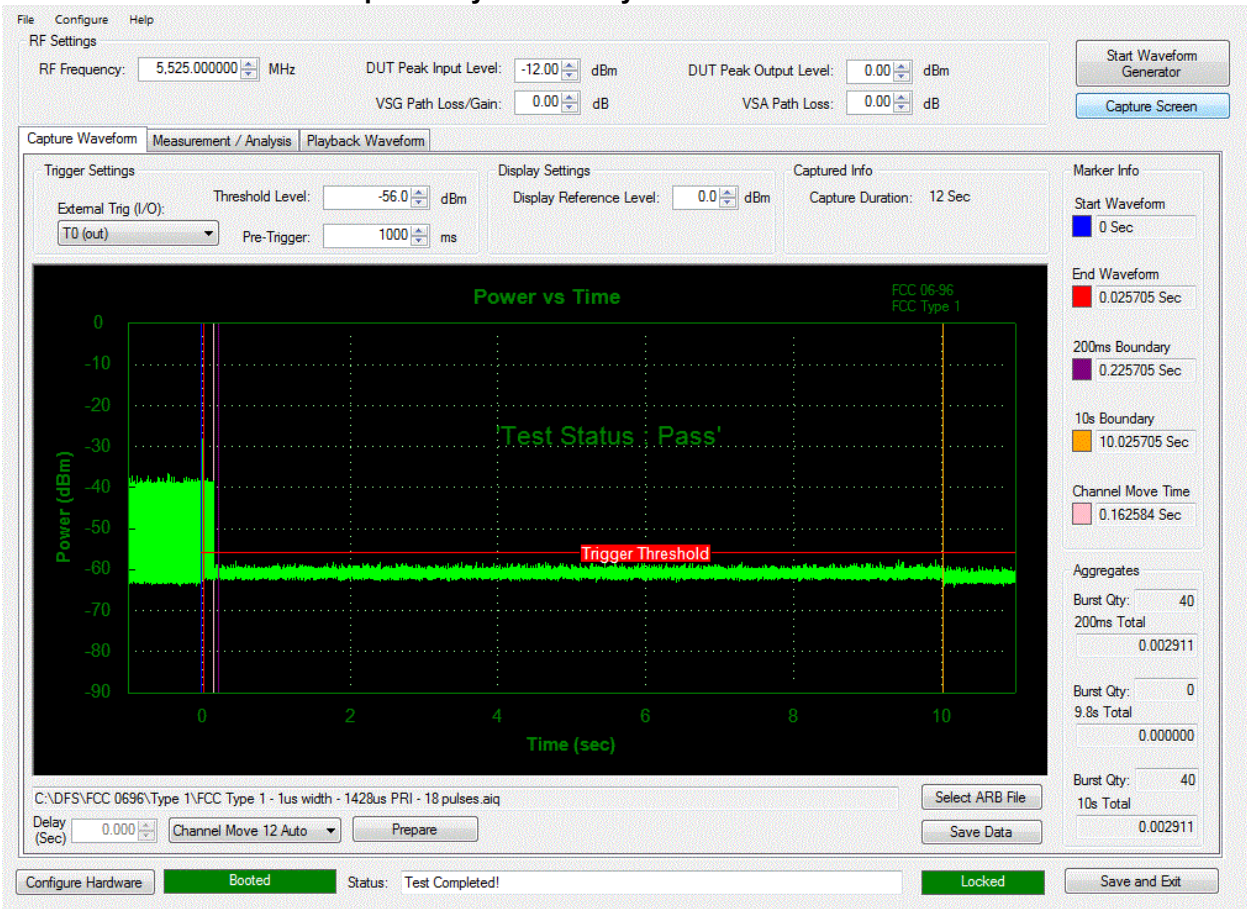
1) Channel Closing Transmission Time (limit is 1 second)

2) Channel Move Time (limit is 10 seconds)

1) Channel Closing Transmission Time = **2.911 mSecs (limit 250 mSec)**

2) Channel Move Time = **0.16258 Secs (limit is 10 seconds)**

Channel Move Time, Channel Closing Transmission Time for Type 1 Radar Captured by the Test System - 0-12 Seconds



This test report may be reproduced in full only. The document may only be updated by MiCOM Labs personnel. All changes will be noted in the Document History section of the report.



Title: Actiontec Electronics Inc WCB6240Q
To: FCC Part 15.407 & IC RSS-247 Issue 1
Serial #: ATEC09-U11c DFS Rev A
Issue Date: 27th October 2015
Page: 45 of 148

9.1.3. Non-Occupancy Period

The EUT is monitored for more than 30 minutes following the channel close/move time to verify no transmissions resume on this Channel. There should be no transmissions on the frequency of interest during the non-occupancy period.

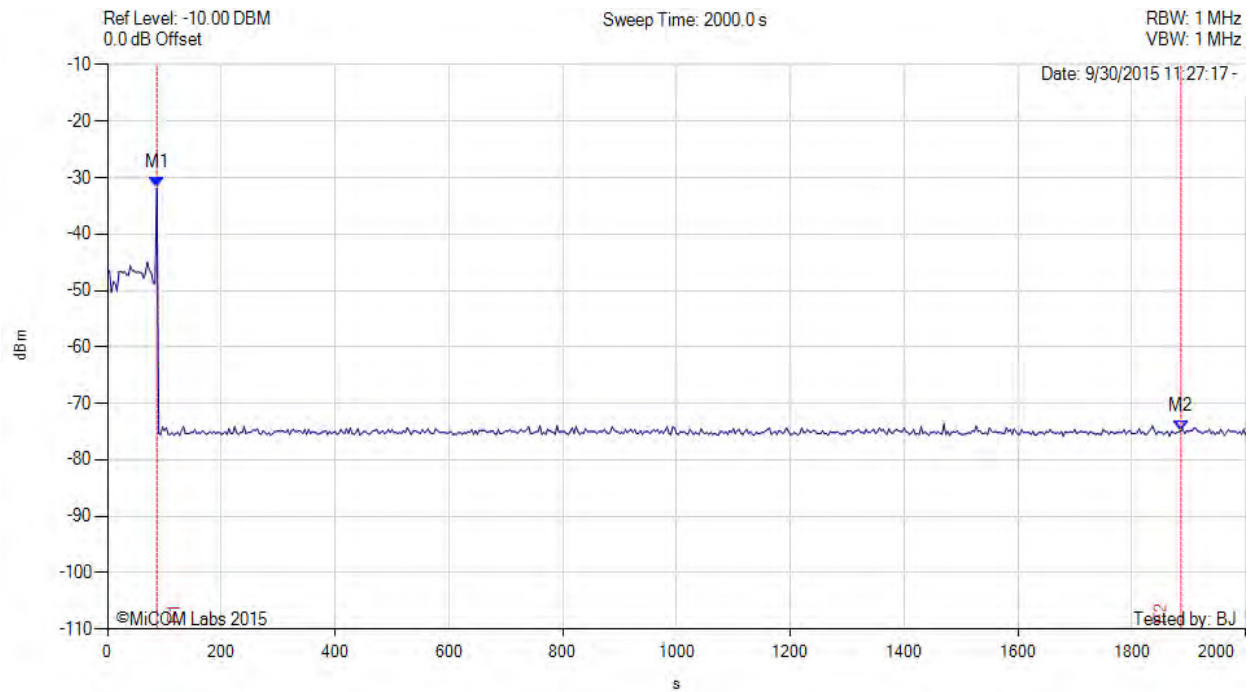
This test report may be reproduced in full only. The document may only be updated by MiCOM Labs personnel. All changes will be noted in the Document History section of the report.



NON-OCCUPANCY PERIOD



Variant: 802.11a, Channel: 5500.00 MHz, Data Rate: 18, Duty Cycle : 35.00%, Antenna Gain: 7.00 dBi



Analyser Setup	Marker:Time:Amplitude	Test Results
Detector = POS Sweep Count = View RF Atten (dB) = 0 Trace Mode = 0	M1(5495.00 MHz) : 86.670 s : -31.830 dBm M2(5495.00 MHz) : 1886.670 s : -74.830 dBm	Channel Frequency: 5500.00 MHz

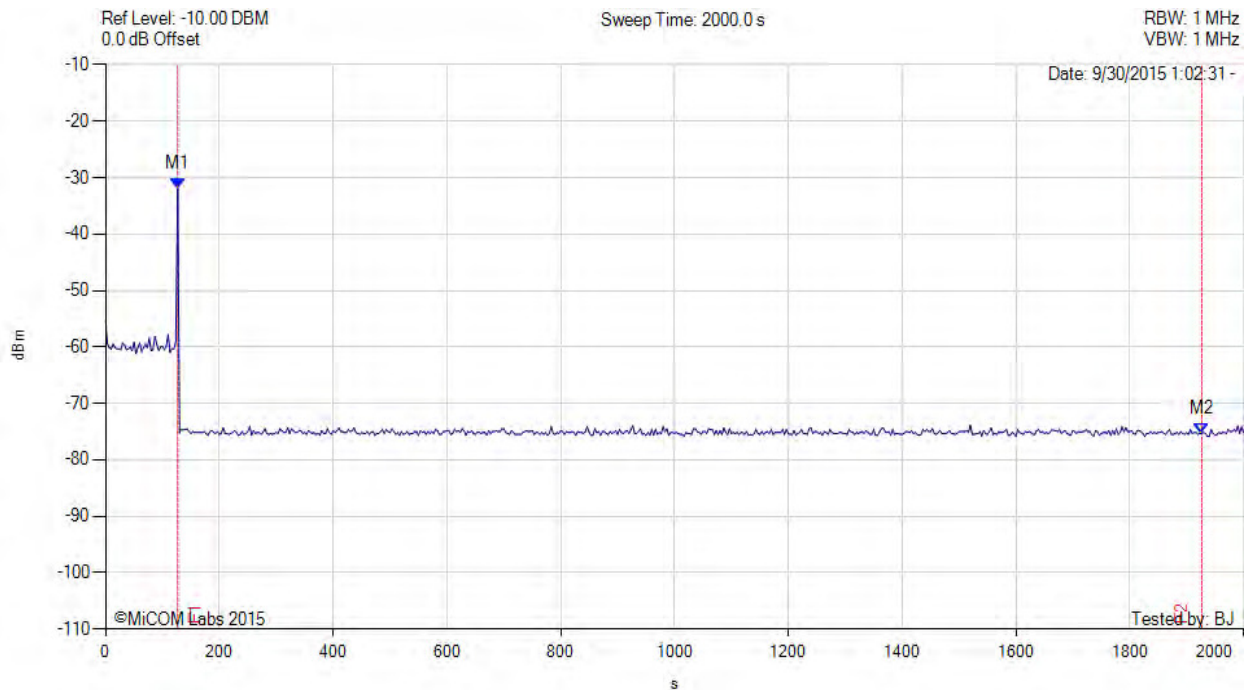
This test report may be reproduced in full only. The document may only be updated by MiCOM Labs personnel. All changes will be noted in the Document History section of the report.



NON-OCCUPANCY PERIOD



Variant: 802.11ac 80, Channel: 5530.00 MHz, Data Rate: 29.5, Duty Cycle : 35.00%, Antenna Gain: 7.00 dBi



Analyser Setup	Marker:Time:Amplitude	Test Results
Detector = POS Sweep Count = View RF Atten (dB) = 0 Trace Mode = 0	M1(5525.00 MHz) : 126.670 s : -32.000 dBm M2(5525.00 MHz) : 1926.670 s : -75.330 dBm	Channel Frequency: 5530.00 MHz

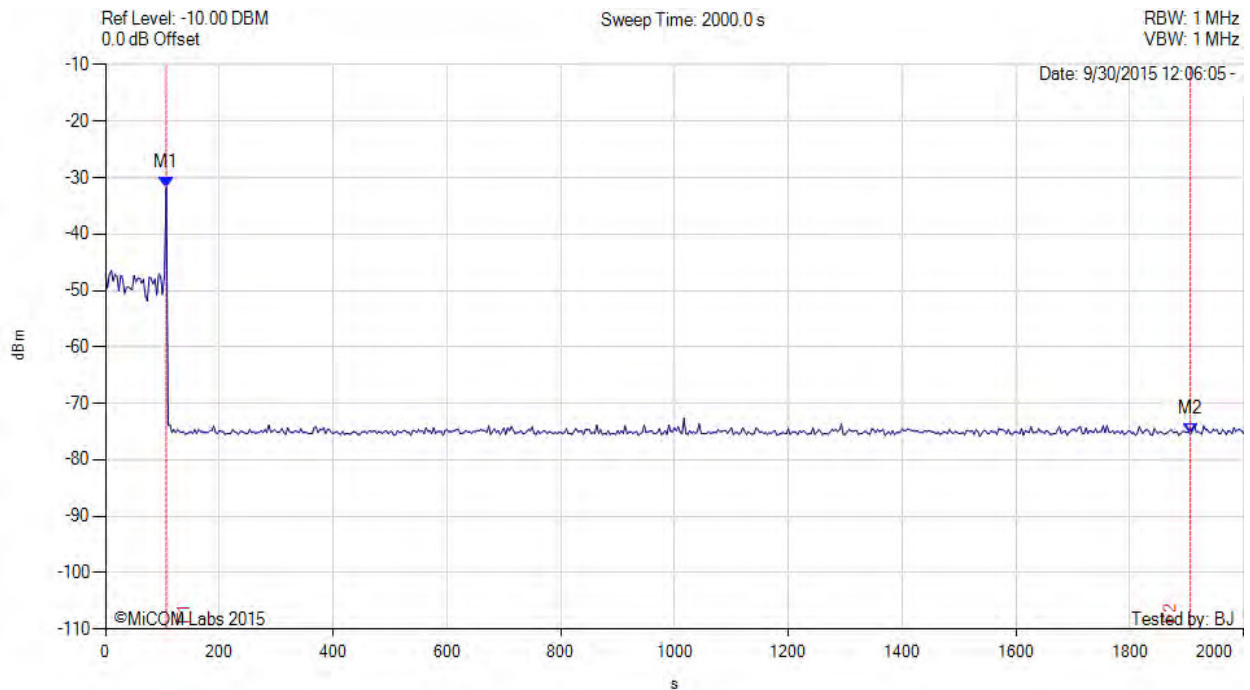
This test report may be reproduced in full only. The document may only be updated by MiCOM Labs personnel. All changes will be noted in the Document History section of the report.



NON-OCCUPANCY PERIOD



Variant: 802.11n HT40, Channel: 5510.00 MHz, Data Rate: 13.5, Duty Cycle : 35.00%, Antenna Gain: 7.00 dBi



Analyser Setup	Marker:Time:Amplitude	Test Results
Detector = POS Sweep Count = View RF Atten (dB) = 0 Trace Mode = 0	M1(5505.00 MHz) : 106.670 s : -31.660 dBm M2(5505.00 MHz) : 1906.670 s : -75.500 dBm	Channel Frequency: 5510.00 MHz

This test report may be reproduced in full only. The document may only be updated by MiCOM Labs personnel. All changes will be noted in the Document History section of the report.



9.1.4. Probability of Detection

The steps below define the procedure to determine the minimum percentage of detection when a radar burst with a level equal to the DFS Detection Threshold is generated on the Operating Channel of the U-NII device.

The Radar Waveform generator sends the individual waveform for each of the radar Types 1-6. Statistical data will be gathered to determine the ability of the device to detect the radar test waveforms. The device can utilize a test mode to demonstrate when detection occurs to prevent the need to reset the device between trial runs. The percentage of successful detection is calculated by:

$$\text{Total \# of detections} \div \text{Total \# of Trials} \times 100 = \text{Probability of Detection}$$

The Minimum number of trails, minimum percentage of successful detection and the average minimum percentage of successful detection are found in the Radar Test Waveforms section.

The aggregate is the average of the percentage of successful detections of Short Pulse Radar Types 1-4. For example, the following table indicates how to compute the aggregate of percentage of successful detections;

Example - Calculation of Aggregate Percentage

Radar Type	Number of Trials	Number of Successful Detections	Minimum Percentage of Successful Detections
1	35	29	82.9%
2	30	18	60.0%
3	30	27	90.0%
4	30	44	88.0%
Aggregate (82.9% + 60.0% + 90.0% +88.0%) / 4 = 80.2%			



Title: Actiontec Electronics Inc WCB6240Q
To: FCC Part 15.407 & IC RSS-247 Issue 1
Serial #: ATEC09-U11c DFS Rev A
Issue Date: 27th October 2015
Page: 50 of 148

802.11a - 5500 MHz

Statistical Performance Check					
Radar Type	Number of Trials	Number of Successful Detections	Minimum Percentage of Successful Detections	Result	Data Link
Radar Type 0	30	30	100.00%	Complies	View Data
Radar Type 1	30	30	100.00%	Complies	View Data
Radar Type 2	30	29	96.67%	Complies	View Data
Radar Type 3	30	29	96.67%	Complies	View Data
Radar Type 4	30	29	96.67%	Complies	View Data
Aggregate (100.00% + 96.67% + 96.67% + 96.67%)/4 = 97.50%				Complies	--
Radar Type 5				--	View Data
Radar Type 6				--	View Data

This test report may be reproduced in full only. The document may only be updated by MiCOM Labs personnel. All changes will be noted in the Document History section of the report.



Title: Actiontec Electronics Inc WCB6240Q
To: FCC Part 15.407 & IC RSS-247 Issue 1
Serial #: ATEC09-U11c DFS Rev A
Issue Date: 27th October 2015
Page: 51 of 148

802.11ac 80 - 5530 MHz

Statistical Performance Check					
Radar Type	Number of Trials	Number of Successful Detections	Minimum Percentage of Successful Detections	Result	Data Link
Radar Type 0	30	30	100.00%	Complies	View Data
Radar Type 1	30	30	100.00%	Complies	View Data
Radar Type 2	30	30	100.00%	Complies	View Data
Radar Type 3	30	30	100.00%	Complies	View Data
Radar Type 4	30	30	100.00%	Complies	View Data
Aggregate (100.00% + 100.00% + 100.00% + 100.00%)/4 = 100.00%				Complies	--
Radar Type 5				--	View Data
Radar Type 6				--	View Data

This test report may be reproduced in full only. The document may only be updated by MiCOM Labs personnel. All changes will be noted in the Document History section of the report.



Title: Actiontec Electronics Inc WCB6240Q
To: FCC Part 15.407 & IC RSS-247 Issue 1
Serial #: ATEC09-U11c DFS Rev A
Issue Date: 27th October 2015
Page: 52 of 148

802.11n HT40 - 5510 MHz

Statistical Performance Check					
Radar Type	Number of Trials	Number of Successful Detections	Minimum Percentage of Successful Detections	Result	Data Link
Radar Type 0	30	30	100.00%	Complies	View Data
Radar Type 1	30	30	100.00%	Complies	View Data
Radar Type 2	30	30	100.00%	Complies	View Data
Radar Type 3	30	30	100.00%	Complies	View Data
Radar Type 4	30	25	83.33%	Complies	View Data
Aggregate (100.00% + 100.00% + 100.00% + 83.33%)/4 = 95.80%				Complies	--
Radar Type 5				--	View Data
Radar Type 6				--	View Data

This test report may be reproduced in full only. The document may only be updated by MiCOM Labs personnel. All changes will be noted in the Document History section of the report.



Title: Actiontec Electronics Inc WCB6240Q
To: FCC Part 15.407 & IC RSS-247 Issue 1
Serial #: ATEC09-U11c DFS Rev A
Issue Date: 27th October 2015
Page: 53 of 148

Equipment Configuration for Radar Type 0

Variant:	802.11a	Duty Cycle (%):	35.00
Data Rate:	18	Antenna Gain (dBi):	7.00
Modulation:	OFDM	Beam Forming Gain (Y):	Not Applicable
Channel Frequency:	5500.00 MHz	Tested By:	BJ
Engineering Test Notes:			

Test Measurement Results

Pulse Width (us)	PRF (Hz)	PRI	# Pulses	Injections	Detections	Detection Rate	Result
1	700	1428	18	30	30	100.00%	See Agg.
Aggregate:				30	30	100.00%	Complies

This test report may be reproduced in full only. The document may only be updated by MiCOM Labs personnel. All changes will be noted in the Document History section of the report.



Title: Actiontec Electronics Inc WCB6240Q
To: FCC Part 15.407 & IC RSS-247 Issue 1
Serial #: ATEC09-U11c DFS Rev A
Issue Date: 27th October 2015
Page: 54 of 148

Equipment Configuration for Radar Type 7

Variant:	802.11a	Duty Cycle (%):	35.00
Data Rate:	18	Antenna Gain (dBi):	7.00
Modulation:	OFDM	Beam Forming Gain (Y):	Not Applicable
Channel Frequency:	5500.00 MHz	Tested By:	BJ
Engineering Test Notes:			

Test Measurement Results

Pulse Width (us)	PRF (Hz)	PRI	# Pulses	Injections	Detections	Detection Rate	Result
1	1066	938	57	1	1	100.00%	DETECTED
1	1089	918	58	1	1	100.00%	DETECTED
1	1475	678	78	1	1	100.00%	DETECTED
1	1193	838	63	1	1	100.00%	DETECTED
1	1355	738	72	1	1	100.00%	DETECTED
1	1393	718	74	1	1	100.00%	DETECTED
1	1114	898	59	1	1	100.00%	DETECTED
1	1859	538	99	1	1	100.00%	DETECTED
1	1567	638	83	1	1	100.00%	DETECTED
1	1792	558	95	1	1	100.00%	DETECTED
1	1222	818	65	1	1	100.00%	DETECTED
1	1285	778	68	1	1	100.00%	DETECTED
1	1730	578	92	1	1	100.00%	DETECTED
1	1319	758	70	1	1	100.00%	DETECTED
1	1672	598	89	1	1	100.00%	DETECTED
1	394	2540	21	1	1	100.00%	DETECTED
1	407	2460	22	1	1	100.00%	DETECTED
1	777	1287	42	1	1	100.00%	DETECTED
1	1104	906	59	1	1	100.00%	DETECTED
1	337	2966	18	1	1	100.00%	DETECTED
1	645	1551	35	1	1	100.00%	DETECTED
1	400	2497	22	1	1	100.00%	DETECTED
1	538	1860	29	1	1	100.00%	DETECTED
1	862	1160	46	1	1	100.00%	DETECTED
1	712	1404	38	1	1	100.00%	DETECTED
1	698	1433	37	1	1	100.00%	DETECTED
1	421	2375	23	1	1	100.00%	DETECTED
1	618	1617	33	1	1	100.00%	DETECTED
1	1786	560	95	1	1	100.00%	DETECTED
1	376	2657	20	1	1	100.00%	DETECTED
Aggregate:				30	30	100.00%	Complies

This test report may be reproduced in full only. The document may only be updated by MiCOM Labs personnel. All changes will be noted in the Document History section of the report.



Title: Actiontec Electronics Inc WCB6240Q
To: FCC Part 15.407 & IC RSS-247 Issue 1
Serial #: ATEC09-U11c DFS Rev A
Issue Date: 27th October 2015
Page: 55 of 148

Equipment Configuration for Radar Type 2

Variant:	802.11a	Duty Cycle (%):	35.00
Data Rate:	18	Antenna Gain (dBi):	7.00
Modulation:	OFDM	Beam Forming Gain (Y):	Not Applicable
Channel Frequency:	5500.00 MHz	Tested By:	BJ
Engineering Test Notes:			

Test Measurement Results

Pulse Width (us)	PRF (Hz)	PRI	# Pulses	Injections	Detections	Detection Rate	Result
1.1	4545	220	26	1	1	100.00%	DETECTED
1.8	4739	211	27	1	1	100.00%	DETECTED
1.9	4651	215	24	1	1	100.00%	DETECTED
2.2	4695	213	26	1	1	100.00%	DETECTED
2.4	4651	215	29	1	1	100.00%	DETECTED
2.4	4425	226	29	1	1	100.00%	DETECTED
2.5	5102	196	29	1	1	100.00%	DETECTED
2.5	4831	207	27	1	1	100.00%	DETECTED
2.6	4608	217	24	1	1	100.00%	DETECTED
2.7	5181	193	23	1	1	100.00%	DETECTED
2.9	4464	224	27	1	1	100.00%	DETECTED
2.9	4464	224	23	1	1	100.00%	DETECTED
3	5051	198	27	1	0	0.00%	NOT DETECTED
3.2	4950	202	29	1	1	100.00%	DETECTED
3.2	6289	159	28	1	1	100.00%	DETECTED
3.4	5714	175	24	1	1	100.00%	DETECTED
3.4	5882	170	23	1	1	100.00%	DETECTED
3.5	4785	209	26	1	1	100.00%	DETECTED
3.9	4808	208	23	1	1	100.00%	DETECTED
3.9	6623	151	27	1	1	100.00%	DETECTED
3.9	5780	173	28	1	1	100.00%	DETECTED
3.9	6098	164	26	1	1	100.00%	DETECTED
4	4926	203	24	1	1	100.00%	DETECTED
4.1	6250	160	26	1	1	100.00%	DETECTED
4.1	6098	164	27	1	1	100.00%	DETECTED
4.2	5405	185	24	1	1	100.00%	DETECTED
4.5	5102	196	28	1	1	100.00%	DETECTED
4.6	4831	207	25	1	1	100.00%	DETECTED
4.6	4545	220	23	1	1	100.00%	DETECTED
4.7	5128	195	29	1	1	100.00%	DETECTED
Aggregate:				30	29	96.67%	Complies

This test report may be reproduced in full only. The document may only be updated by MiCOM Labs personnel. All changes will be noted in the Document History section of the report.



Title: Actiontec Electronics Inc WCB6240Q
To: FCC Part 15.407 & IC RSS-247 Issue 1
Serial #: ATEC09-U11c DFS Rev A
Issue Date: 27th October 2015
Page: 56 of 148

Equipment Configuration for Radar Type 3

Variant:	802.11a	Duty Cycle (%):	35.00
Data Rate:	18	Antenna Gain (dBi):	7.00
Modulation:	OFDM	Beam Forming Gain (Y):	Not Applicable
Channel Frequency:	5500.00 MHz	Tested By:	BJ
Engineering Test Notes:			

Test Measurement Results

Pulse Width (us)	PRF (Hz)	PRI	# Pulses	Injections	Detections	Detection Rate	Result
10	2933	341	18	1	1	100.00%	DETECTED
6	4149	241	18	1	1	100.00%	DETECTED
6.1	3891	257	16	1	1	100.00%	DETECTED
6.2	2740	365	16	1	1	100.00%	DETECTED
6.6	4065	246	17	1	1	100.00%	DETECTED
6.7	3021	331	16	1	1	100.00%	DETECTED
6.9	3215	311	17	1	1	100.00%	DETECTED
7.3	2315	432	16	1	0	0.00%	NOT DETECTED
7.5	3425	292	18	1	1	100.00%	DETECTED
7.5	2183	458	18	1	1	100.00%	DETECTED
7.6	4566	219	16	1	1	100.00%	DETECTED
7.6	2288	437	17	1	1	100.00%	DETECTED
7.7	2695	371	17	1	1	100.00%	DETECTED
7.8	2950	339	17	1	1	100.00%	DETECTED
7.8	2237	447	18	1	1	100.00%	DETECTED
7.9	2217	451	17	1	1	100.00%	DETECTED
8	3509	285	16	1	1	100.00%	DETECTED
8.1	3247	308	17	1	1	100.00%	DETECTED
8.2	3984	251	17	1	1	100.00%	DETECTED
8.6	3356	298	18	1	1	100.00%	DETECTED
8.8	3367	297	17	1	1	100.00%	DETECTED
8.8	2415	414	17	1	1	100.00%	DETECTED
9.1	4149	241	18	1	1	100.00%	DETECTED
9.1	2257	443	16	1	1	100.00%	DETECTED
9.4	3311	302	16	1	1	100.00%	DETECTED
9.4	2273	440	18	1	1	100.00%	DETECTED
9.5	2160	463	18	1	1	100.00%	DETECTED
9.6	2755	363	18	1	1	100.00%	DETECTED
9.7	3484	287	16	1	1	100.00%	DETECTED
9.9	2268	441	17	1	1	100.00%	DETECTED
Aggregate:				30	29	96.67%	Complies

This test report may be reproduced in full only. The document may only be updated by MiCOM Labs personnel. All changes will be noted in the Document History section of the report.



Title: Actiontec Electronics Inc WCB6240Q
To: FCC Part 15.407 & IC RSS-247 Issue 1
Serial #: ATEC09-U11c DFS Rev A
Issue Date: 27th October 2015
Page: 57 of 148

Equipment Configuration for Radar Type 4

Variant:	802.11a	Duty Cycle (%):	35.00
Data Rate:	18	Antenna Gain (dBi):	7.00
Modulation:	OFDM	Beam Forming Gain (Y):	Not Applicable
Channel Frequency:	5500.00 MHz	Tested By:	BJ
Engineering Test Notes:			

Test Measurement Results

Pulse Width (us)	PRF (Hz)	PRI	# Pulses	Injections	Detections	Detection Rate	Result
11.3	4000	250	13	1	1	100.00%	DETECTED
11.3	2105	475	13	1	1	100.00%	DETECTED
12.3	2410	415	16	1	1	100.00%	DETECTED
12.7	2146	466	14	1	1	100.00%	DETECTED
13.2	2257	443	13	1	1	100.00%	DETECTED
13.3	3559	281	14	1	1	100.00%	DETECTED
13.5	2222	450	14	1	1	100.00%	DETECTED
13.8	2967	337	14	1	1	100.00%	DETECTED
14	2976	336	14	1	1	100.00%	DETECTED
14.6	3367	297	12	1	0	0.00%	NOT DETECTED
14.6	4386	228	15	1	1	100.00%	DETECTED
14.8	3333	300	14	1	1	100.00%	DETECTED
14.9	3984	251	12	1	1	100.00%	DETECTED
15.7	4405	227	14	1	1	100.00%	DETECTED
16	3289	304	12	1	1	100.00%	DETECTED
16	4329	231	15	1	1	100.00%	DETECTED
16.3	2725	367	12	1	1	100.00%	DETECTED
16.3	3049	328	13	1	1	100.00%	DETECTED
16.6	4386	228	16	1	1	100.00%	DETECTED
16.6	2825	354	12	1	1	100.00%	DETECTED
16.8	3175	315	14	1	1	100.00%	DETECTED
17.2	3745	267	15	1	1	100.00%	DETECTED
17.9	2033	492	14	1	1	100.00%	DETECTED
18.2	2016	496	14	1	1	100.00%	DETECTED
18.3	3205	312	12	1	1	100.00%	DETECTED
18.4	2439	410	13	1	1	100.00%	DETECTED
18.5	2525	396	13	1	1	100.00%	DETECTED
19.5	2817	355	13	1	1	100.00%	DETECTED
19.8	4739	211	16	1	1	100.00%	DETECTED
20	2146	466	14	1	1	100.00%	DETECTED
Aggregate:				30	29	96.67%	Complies

This test report may be reproduced in full only. The document may only be updated by MiCOM Labs personnel. All changes will be noted in the Document History section of the report.



Title: Actiontec Electronics Inc WCB6240Q
To: FCC Part 15.407 & IC RSS-247 Issue 1
Serial #: ATEC09-U11c DFS Rev A
Issue Date: 27th October 2015
Page: 58 of 148

Equipment Configuration for Radar Type 5

Variant:	802.11a	Duty Cycle (%):	35.00
Data Rate:	18	Antenna Gain (dBi):	7.00
Modulation:	OFDM	Beam Forming Gain (Y):	Not Applicable
Channel Frequency:	5500.00 MHz	Tested By:	BJ
Engineering Test Notes:			

Test Measurement Results

Burst Segment	Injected Frequency (MHz)	Injections	Detections	Detection Rate	Result
Type 5 #1	5494	1	1	100.00%	DETECTED
Type 5 #2	5495	1	1	100.00%	DETECTED
Type 5 #3	5496	1	1	100.00%	DETECTED
Type 5 #4	5497	1	1	100.00%	DETECTED
Type 5 #5	5498	1	1	100.00%	DETECTED
Type 5 #6	5499	1	1	100.00%	DETECTED
Type 5 #7	5500	1	1	100.00%	DETECTED
Type 5 #8	5501	1	1	100.00%	DETECTED
Type 5 #9	5502	1	1	100.00%	DETECTED
Type 5 #10	5503	1	1	100.00%	DETECTED
Type 5 #11	5504	1	1	100.00%	DETECTED
Type 5 #12	5505	1	1	100.00%	DETECTED
Type 5 #13	5506	1	0	0.00%	NOT DETECTED
Type 5 #14	5495.5	1	1	100.00%	DETECTED
Type 5 #15	5496.5	1	1	100.00%	DETECTED
Type 5 #16	5497.5	1	1	100.00%	DETECTED
Type 5 #17	5498.5	1	0	0.00%	NOT DETECTED
Type 5 #18	5499.5	1	1	100.00%	DETECTED
Type 5 #19	5500.5	1	1	100.00%	DETECTED
Type 5 #20	5501.5	1	1	100.00%	DETECTED
Type 5 #21	5502.5	1	1	100.00%	DETECTED
Type 5 #22	5503.5	1	1	100.00%	DETECTED
Type 5 #23	5504.5	1	1	100.00%	DETECTED
Type 5 #24	5505.5	1	1	100.00%	DETECTED
Type 5 #25	5495.3	1	1	100.00%	DETECTED
Type 5 #26	5496.3	1	1	100.00%	DETECTED
Type 5 #27	5497.3	1	1	100.00%	DETECTED
Type 5 #28	5498.3	1	1	100.00%	DETECTED
Type 5 #29	5499.3	1	1	100.00%	DETECTED
Type 5 #30	5500.3	1	1	100.00%	DETECTED

This test report may be reproduced in full only. The document may only be updated by MiCOM Labs personnel. All changes will be noted in the Document History section of the report.



Title: Actiontec Electronics Inc WCB6240Q
To: FCC Part 15.407 & IC RSS-247 Issue 1
Serial #: ATEC09-U11c DFS Rev A
Issue Date: 27th October 2015
Page: 59 of 148

Equipment Configuration for Radar Type 6

Variant:	802.11a	Duty Cycle (%):	35.00
Data Rate:	18	Antenna Gain (dBi):	7.00
Modulation:	OFDM	Beam Forming Gain (Y):	Not Applicable
Channel Frequency:	5500.00 MHz	Tested By:	BJ
Engineering Test Notes:			

Test Measurement Results

Burst Segment	Detections	Injection #	Detection Rate	Pass/Fail
Type 6 #1	1	1	100.00%	DETECTED
Type 6 #2	1	1	100.00%	DETECTED
Type 6 #3	1	1	100.00%	DETECTED
Type 6 #4	1	1	100.00%	DETECTED
Type 6 #5	1	1	100.00%	DETECTED
Type 6 #6	1	1	100.00%	DETECTED
Type 6 #7	1	1	100.00%	DETECTED
Type 6 #8	1	1	100.00%	DETECTED
Type 6 #9	1	1	100.00%	DETECTED
Type 6 #10	1	1	100.00%	DETECTED
Type 6 #11	1	1	100.00%	DETECTED
Type 6 #12	1	1	100.00%	DETECTED
Type 6 #13	1	1	100.00%	DETECTED
Type 6 #14	1	1	100.00%	DETECTED
Type 6 #15	1	1	100.00%	DETECTED
Type 6 #16	1	1	100.00%	DETECTED
Type 6 #17	1	1	100.00%	DETECTED
Type 6 #18	1	1	100.00%	DETECTED
Type 6 #19	1	1	100.00%	DETECTED
Type 6 #20	1	1	100.00%	DETECTED
Type 6 #21	1	1	100.00%	DETECTED
Type 6 #22	1	1	100.00%	DETECTED
Type 6 #23	1	1	100.00%	DETECTED
Type 6 #24	1	1	100.00%	DETECTED
Type 6 #25	1	1	100.00%	DETECTED
Type 6 #26	1	1	100.00%	DETECTED
Type 6 #27	1	1	100.00%	DETECTED
Type 6 #28	1	1	100.00%	DETECTED
Type 6 #29	1	1	100.00%	DETECTED
Type 6 #30	1	1	100.00%	DETECTED

This test report may be reproduced in full only. The document may only be updated by MiCOM Labs personnel. All changes will be noted in the Document History section of the report.



Title: Actiontec Electronics Inc WCB6240Q
To: FCC Part 15.407 & IC RSS-247 Issue 1
Serial #: ATEC09-U11c DFS Rev A
Issue Date: 27th October 2015
Page: 60 of 148

Equipment Configuration for Radar Type 0

Variant:	802.11ac 80	Duty Cycle (%):	35.00
Data Rate:	29.5	Antenna Gain (dBi):	7.00
Modulation:	OFDM	Beam Forming Gain (Y):	Not Applicable
Channel Frequency:	5530.00 MHz	Tested By:	BJ
Engineering Test Notes:			

Test Measurement Results

Pulse Width (us)	PRF (Hz)	PRI	# Pulses	Injections	Detections	Detection Rate	Result
1	700	1428	18	30	30	100.00%	See Agg.
Aggregate:				30	30	100.00%	Complies

This test report may be reproduced in full only. The document may only be updated by MiCOM Labs personnel. All changes will be noted in the Document History section of the report.



Title: Actiontec Electronics Inc WCB6240Q
To: FCC Part 15.407 & IC RSS-247 Issue 1
Serial #: ATEC09-U11c DFS Rev A
Issue Date: 27th October 2015
Page: 61 of 148

Equipment Configuration for Radar Type 1

Variant:	802.11ac 80	Duty Cycle (%):	35.00
Data Rate:	29.5	Antenna Gain (dBi):	7.00
Modulation:	OFDM	Beam Forming Gain (Y):	Not Applicable
Channel Frequency:	5530.00 MHz	Tested By:	BJ
Engineering Test Notes:			

Test Measurement Results

Pulse Width (us)	PRF (Hz)	PRI	# Pulses	Injections	Detections	Detection Rate	Result
1	1066	938	57	1	1	100.00%	DETECTED
1	1089	918	58	1	1	100.00%	DETECTED
1	1475	678	78	1	1	100.00%	DETECTED
1	1193	838	63	1	1	100.00%	DETECTED
1	1355	738	72	1	1	100.00%	DETECTED
1	1393	718	74	1	1	100.00%	DETECTED
1	1114	898	59	1	1	100.00%	DETECTED
1	1859	538	99	1	1	100.00%	DETECTED
1	1567	638	83	1	1	100.00%	DETECTED
1	1792	558	95	1	1	100.00%	DETECTED
1	1222	818	65	1	1	100.00%	DETECTED
1	1285	778	68	1	1	100.00%	DETECTED
1	1730	578	92	1	1	100.00%	DETECTED
1	1319	758	70	1	1	100.00%	DETECTED
1	1672	598	89	1	1	100.00%	DETECTED
1	394	2540	21	1	1	100.00%	DETECTED
1	407	2460	22	1	1	100.00%	DETECTED
1	777	1287	42	1	1	100.00%	DETECTED
1	1104	906	59	1	1	100.00%	DETECTED
1	337	2966	18	1	1	100.00%	DETECTED
1	645	1551	35	1	1	100.00%	DETECTED
1	400	2497	22	1	1	100.00%	DETECTED
1	538	1860	29	1	1	100.00%	DETECTED
1	862	1160	46	1	1	100.00%	DETECTED
1	712	1404	38	1	1	100.00%	DETECTED
1	698	1433	37	1	1	100.00%	DETECTED
1	421	2375	23	1	1	100.00%	DETECTED
1	618	1617	33	1	1	100.00%	DETECTED
1	1786	560	95	1	1	100.00%	DETECTED
1	376	2657	20	1	1	100.00%	DETECTED
Aggregate:				30	30	100.00%	Complies

This test report may be reproduced in full only. The document may only be updated by MiCOM Labs personnel. All changes will be noted in the Document History section of the report.



Title: Actiontec Electronics Inc WCB6240Q
To: FCC Part 15.407 & IC RSS-247 Issue 1
Serial #: ATEC09-U11c DFS Rev A
Issue Date: 27th October 2015
Page: 62 of 148

Equipment Configuration for Radar Type 2

Variant:	802.11ac 80	Duty Cycle (%):	35.00
Data Rate:	29.5	Antenna Gain (dBi):	7.00
Modulation:	OFDM	Beam Forming Gain (Y):	Not Applicable
Channel Frequency:	5530.00 MHz	Tested By:	BJ
Engineering Test Notes:			

Test Measurement Results

Pulse Width (us)	PRF (Hz)	PRI	# Pulses	Injections	Detections	Detection Rate	Result
1.1	4545	220	26	1	1	100.00%	DETECTED
1.8	4739	211	27	1	1	100.00%	DETECTED
1.9	4651	215	24	1	1	100.00%	DETECTED
2.2	4695	213	26	1	1	100.00%	DETECTED
2.4	4651	215	29	1	1	100.00%	DETECTED
2.4	4425	226	29	1	1	100.00%	DETECTED
2.5	5102	196	29	1	1	100.00%	DETECTED
2.5	4831	207	27	1	1	100.00%	DETECTED
2.6	4608	217	24	1	1	100.00%	DETECTED
2.7	5181	193	23	1	1	100.00%	DETECTED
2.9	4464	224	27	1	1	100.00%	DETECTED
2.9	4464	224	23	1	1	100.00%	DETECTED
3	5051	198	27	1	1	100.00%	DETECTED
3.2	4950	202	29	1	1	100.00%	DETECTED
3.2	6289	159	28	1	1	100.00%	DETECTED
3.4	5714	175	24	1	1	100.00%	DETECTED
3.4	5882	170	23	1	1	100.00%	DETECTED
3.5	4785	209	26	1	1	100.00%	DETECTED
3.9	4808	208	23	1	1	100.00%	DETECTED
3.9	6623	151	27	1	1	100.00%	DETECTED
3.9	5780	173	28	1	1	100.00%	DETECTED
3.9	6098	164	26	1	1	100.00%	DETECTED
4	4926	203	24	1	1	100.00%	DETECTED
4.1	6250	160	26	1	1	100.00%	DETECTED
4.1	6098	164	27	1	1	100.00%	DETECTED
4.2	5405	185	24	1	1	100.00%	DETECTED
4.5	5102	196	28	1	1	100.00%	DETECTED
4.6	4831	207	25	1	1	100.00%	DETECTED
4.6	4545	220	23	1	1	100.00%	DETECTED
4.7	5128	195	29	1	1	100.00%	DETECTED
Aggregate:				30	30	100.00%	Complies

This test report may be reproduced in full only. The document may only be updated by MiCOM Labs personnel. All changes will be noted in the Document History section of the report.



Title: Actiontec Electronics Inc WCB6240Q
To: FCC Part 15.407 & IC RSS-247 Issue 1
Serial #: ATEC09-U11c DFS Rev A
Issue Date: 27th October 2015
Page: 63 of 148

Equipment Configuration for Radar Type 3

Variant:	802.11ac 80	Duty Cycle (%):	35.00
Data Rate:	29.5	Antenna Gain (dBi):	7.00
Modulation:	OFDM	Beam Forming Gain (Y):	Not Applicable
Channel Frequency:	5530.00 MHz	Tested By:	BJ
Engineering Test Notes:			

Test Measurement Results

Pulse Width (us)	PRF (Hz)	PRI	# Pulses	Injections	Detections	Detection Rate	Result
10	2933	341	18	1	1	100.00%	DETECTED
6	4149	241	18	1	1	100.00%	DETECTED
6.1	3891	257	16	1	1	100.00%	DETECTED
6.2	2740	365	16	1	1	100.00%	DETECTED
6.6	4065	246	17	1	1	100.00%	DETECTED
6.7	3021	331	16	1	1	100.00%	DETECTED
6.9	3215	311	17	1	1	100.00%	DETECTED
7.3	2315	432	16	1	1	100.00%	DETECTED
7.5	3425	292	18	1	1	100.00%	DETECTED
7.5	2183	458	18	1	1	100.00%	DETECTED
7.6	4566	219	16	1	1	100.00%	DETECTED
7.6	2288	437	17	1	1	100.00%	DETECTED
7.7	2695	371	17	1	1	100.00%	DETECTED
7.8	2950	339	17	1	1	100.00%	DETECTED
7.8	2237	447	18	1	1	100.00%	DETECTED
7.9	2217	451	17	1	1	100.00%	DETECTED
8	3509	285	16	1	1	100.00%	DETECTED
8.1	3247	308	17	1	1	100.00%	DETECTED
8.2	3984	251	17	1	1	100.00%	DETECTED
8.6	3356	298	18	1	1	100.00%	DETECTED
8.8	3367	297	17	1	1	100.00%	DETECTED
8.8	2415	414	17	1	1	100.00%	DETECTED
9.1	4149	241	18	1	1	100.00%	DETECTED
9.1	2257	443	16	1	1	100.00%	DETECTED
9.4	3311	302	16	1	1	100.00%	DETECTED
9.4	2273	440	18	1	1	100.00%	DETECTED
9.5	2160	463	18	1	1	100.00%	DETECTED
9.6	2755	363	18	1	1	100.00%	DETECTED
9.7	3484	287	16	1	1	100.00%	DETECTED
9.9	2268	441	17	1	1	100.00%	DETECTED
Aggregate:				30	30	100.00%	Complies

This test report may be reproduced in full only. The document may only be updated by MiCOM Labs personnel. All changes will be noted in the Document History section of the report.



Title: Actiontec Electronics Inc WCB6240Q
To: FCC Part 15.407 & IC RSS-247 Issue 1
Serial #: ATEC09-U11c DFS Rev A
Issue Date: 27th October 2015
Page: 64 of 148

Equipment Configuration for Radar Type 4

Variant:	802.11ac 80	Duty Cycle (%):	35.00
Data Rate:	29.5	Antenna Gain (dBi):	7.00
Modulation:	OFDM	Beam Forming Gain (Y):	Not Applicable
Channel Frequency:	5530.00 MHz	Tested By:	BJ
Engineering Test Notes:			

Test Measurement Results

Pulse Width (us)	PRF (Hz)	PRI	# Pulses	Injections	Detections	Detection Rate	Result
11.3	4000	250	13	1	1	100.00%	DETECTED
11.3	2105	475	13	1	1	100.00%	DETECTED
12.3	2410	415	16	1	1	100.00%	DETECTED
12.7	2146	466	14	1	1	100.00%	DETECTED
13.2	2257	443	13	1	1	100.00%	DETECTED
13.3	3559	281	14	1	1	100.00%	DETECTED
13.5	2222	450	14	1	1	100.00%	DETECTED
13.8	2967	337	14	1	1	100.00%	DETECTED
14	2976	336	14	1	1	100.00%	DETECTED
14.6	3367	297	12	1	1	100.00%	DETECTED
14.6	4386	228	15	1	1	100.00%	DETECTED
14.8	3333	300	14	1	1	100.00%	DETECTED
14.9	3984	251	12	1	1	100.00%	DETECTED
15.7	4405	227	14	1	1	100.00%	DETECTED
16	3289	304	12	1	1	100.00%	DETECTED
16	4329	231	15	1	1	100.00%	DETECTED
16.3	2725	367	12	1	1	100.00%	DETECTED
16.3	3049	328	13	1	1	100.00%	DETECTED
16.6	4386	228	16	1	1	100.00%	DETECTED
16.6	2825	354	12	1	1	100.00%	DETECTED
16.8	3175	315	14	1	1	100.00%	DETECTED
17.2	3745	267	15	1	1	100.00%	DETECTED
17.9	2033	492	14	1	1	100.00%	DETECTED
18.2	2016	496	14	1	1	100.00%	DETECTED
18.3	3205	312	12	1	1	100.00%	DETECTED
18.4	2439	410	13	1	1	100.00%	DETECTED
18.5	2525	396	13	1	1	100.00%	DETECTED
19.5	2817	355	13	1	1	100.00%	DETECTED
19.8	4739	211	16	1	1	100.00%	DETECTED
20	2146	466	14	1	1	100.00%	DETECTED
Aggregate:				30	30	100.00%	Complies

This test report may be reproduced in full only. The document may only be updated by MiCOM Labs personnel. All changes will be noted in the Document History section of the report.



Title: Actiontec Electronics Inc WCB6240Q
To: FCC Part 15.407 & IC RSS-247 Issue 1
Serial #: ATEC09-U11c DFS Rev A
Issue Date: 27th October 2015
Page: 65 of 148

Equipment Configuration for Radar Type 5

Variant:	802.11ac 80	Duty Cycle (%):	35.00
Data Rate:	29.5	Antenna Gain (dBi):	7.00
Modulation:	OFDM	Beam Forming Gain (Y):	Not Applicable
Channel Frequency:	5530.00 MHz	Tested By:	BJ
Engineering Test Notes:			

Test Measurement Results

Burst Segment	Injected Frequency (MHz)	Injections	Detections	Detection Rate	Result
Type 5 #1	5500	1	1	100.00%	DETECTED
Type 5 #2	5502	1	0	0.00%	NOT DETECTED
Type 5 #3	5504	1	1	100.00%	DETECTED
Type 5 #4	5506	1	1	100.00%	DETECTED
Type 5 #5	5508	1	1	100.00%	DETECTED
Type 5 #6	5510	1	1	100.00%	DETECTED
Type 5 #7	5512	1	0	0.00%	NOT DETECTED
Type 5 #8	5514	1	0	0.00%	NOT DETECTED
Type 5 #9	5516	1	1	100.00%	DETECTED
Type 5 #10	5518	1	1	100.00%	DETECTED
Type 5 #11	5520	1	1	100.00%	DETECTED
Type 5 #12	5522	1	0	0.00%	NOT DETECTED
Type 5 #13	5524	1	1	100.00%	DETECTED
Type 5 #14	5526	1	0	0.00%	NOT DETECTED
Type 5 #15	5528	1	1	100.00%	DETECTED
Type 5 #16	5530	1	1	100.00%	DETECTED
Type 5 #17	5532	1	1	100.00%	DETECTED
Type 5 #18	5534	1	1	100.00%	DETECTED
Type 5 #19	5536	1	1	100.00%	DETECTED
Type 5 #20	5538	1	1	100.00%	DETECTED
Type 5 #21	5540	1	1	100.00%	DETECTED
Type 5 #22	5542	1	1	100.00%	DETECTED
Type 5 #23	5544	1	1	100.00%	DETECTED
Type 5 #24	5546	1	1	100.00%	DETECTED
Type 5 #25	5548	1	1	100.00%	DETECTED
Type 5 #26	5550	1	1	100.00%	DETECTED
Type 5 #27	5552	1	1	100.00%	DETECTED
Type 5 #28	5554	1	1	100.00%	DETECTED
Type 5 #29	5558	1	1	100.00%	DETECTED
Type 5 #30	5560	1	1	100.00%	DETECTED

This test report may be reproduced in full only. The document may only be updated by MiCOM Labs personnel. All changes will be noted in the Document History section of the report.



Title: Actiontec Electronics Inc WCB6240Q
To: FCC Part 15.407 & IC RSS-247 Issue 1
Serial #: ATEC09-U11c DFS Rev A
Issue Date: 27th October 2015
Page: 66 of 148

Equipment Configuration for Radar Type 6

Variant:	802.11ac 80	Duty Cycle (%):	35.00
Data Rate:	29.5	Antenna Gain (dBi):	7.00
Modulation:	OFDM	Beam Forming Gain (Y):	Not Applicable
Channel Frequency:	5530.00 MHz	Tested By:	BJ
Engineering Test Notes:			

Test Measurement Results

Burst Segment	Detections	Injection #	Detection Rate	Pass/Fail
Type 6 #1	1	1	100.00%	DETECTED
Type 6 #2	1	1	100.00%	DETECTED
Type 6 #3	1	1	100.00%	DETECTED
Type 6 #4	1	1	100.00%	DETECTED
Type 6 #5	1	1	100.00%	DETECTED
Type 6 #6	1	1	100.00%	DETECTED
Type 6 #7	1	1	100.00%	DETECTED
Type 6 #8	1	1	100.00%	DETECTED
Type 6 #9	1	1	100.00%	DETECTED
Type 6 #10	1	1	100.00%	DETECTED
Type 6 #11	1	1	100.00%	DETECTED
Type 6 #12	1	1	100.00%	DETECTED
Type 6 #13	1	1	100.00%	DETECTED
Type 6 #14	1	1	100.00%	DETECTED
Type 6 #15	1	1	100.00%	DETECTED
Type 6 #16	1	1	100.00%	DETECTED
Type 6 #17	1	1	100.00%	DETECTED
Type 6 #18	1	1	100.00%	DETECTED
Type 6 #19	1	1	100.00%	DETECTED
Type 6 #20	1	1	100.00%	DETECTED
Type 6 #21	1	1	100.00%	DETECTED
Type 6 #22	1	1	100.00%	DETECTED
Type 6 #23	1	1	100.00%	DETECTED
Type 6 #24	1	1	100.00%	DETECTED
Type 6 #25	1	1	100.00%	DETECTED
Type 6 #26	1	1	100.00%	DETECTED
Type 6 #27	1	1	100.00%	DETECTED
Type 6 #28	1	1	100.00%	DETECTED
Type 6 #29	1	1	100.00%	DETECTED
Type 6 #30	1	1	100.00%	DETECTED

This test report may be reproduced in full only. The document may only be updated by MiCOM Labs personnel. All changes will be noted in the Document History section of the report.



Title: Actiontec Electronics Inc WCB6240Q
To: FCC Part 15.407 & IC RSS-247 Issue 1
Serial #: ATEC09-U11c DFS Rev A
Issue Date: 27th October 2015
Page: 67 of 148

Equipment Configuration for Radar Type 0

Variant:	802.11n HT40	Duty Cycle (%):	35.00
Data Rate:	13.5	Antenna Gain (dBi):	7.00
Modulation:	OFDM	Beam Forming Gain (Y):	Not Applicable
Channel Frequency:	5510.00 MHz	Tested By:	BJ
Engineering Test Notes:			

Test Measurement Results

Pulse Width (us)	PRF (Hz)	PRI	# Pulses	Injections	Detections	Detection Rate	Result
1	700	1428	18	30	30	100.00%	See Agg.
Aggregate:				30	30	100.00%	Complies

This test report may be reproduced in full only. The document may only be updated by MiCOM Labs personnel. All changes will be noted in the Document History section of the report.



Title: Actiontec Electronics Inc WCB6240Q
To: FCC Part 15.407 & IC RSS-247 Issue 1
Serial #: ATEC09-U11c DFS Rev A
Issue Date: 27th October 2015
Page: 68 of 148

Equipment Configuration for Radar Type 0

Variant:	802.11n HT40	Duty Cycle (%):	35.00
Data Rate:	13.5	Antenna Gain (dBi):	7.00
Modulation:	OFDM	Beam Forming Gain (Y):	Not Applicable
Channel Frequency:	5510.00 MHz	Tested By:	BJ
Engineering Test Notes:			

Test Measurement Results

Pulse Width (us)	PRF (Hz)	PRI	# Pulses	Injections	Detections	Detection Rate	Result
1	1066	938	57	1	1	100.00%	DETECTED
1	1089	918	58	1	1	100.00%	DETECTED
1	1475	678	78	1	1	100.00%	DETECTED
1	1193	838	63	1	1	100.00%	DETECTED
1	1355	738	72	1	1	100.00%	DETECTED
1	1393	718	74	1	1	100.00%	DETECTED
1	1114	898	59	1	1	100.00%	DETECTED
1	1859	538	99	1	1	100.00%	DETECTED
1	1567	638	83	1	1	100.00%	DETECTED
1	1792	558	95	1	1	100.00%	DETECTED
1	1222	818	65	1	1	100.00%	DETECTED
1	1285	778	68	1	1	100.00%	DETECTED
1	1730	578	92	1	1	100.00%	DETECTED
1	1319	758	70	1	1	100.00%	DETECTED
1	1672	598	89	1	1	100.00%	DETECTED
1	394	2540	21	1	1	100.00%	DETECTED
1	407	2460	22	1	1	100.00%	DETECTED
1	777	1287	42	1	1	100.00%	DETECTED
1	1104	906	59	1	1	100.00%	DETECTED
1	337	2966	18	1	1	100.00%	DETECTED
1	645	1551	35	1	1	100.00%	DETECTED
1	400	2497	22	1	1	100.00%	DETECTED
1	538	1860	29	1	1	100.00%	DETECTED
1	862	1160	46	1	1	100.00%	DETECTED
1	712	1404	38	1	1	100.00%	DETECTED
1	698	1433	37	1	1	100.00%	DETECTED
1	421	2375	23	1	1	100.00%	DETECTED
1	618	1617	33	1	1	100.00%	DETECTED
1	1786	560	95	1	1	100.00%	DETECTED
1	376	2657	20	1	1	100.00%	DETECTED
Aggregate:				30	30	100.00%	Complies

This test report may be reproduced in full only. The document may only be updated by MiCOM Labs personnel. All changes will be noted in the Document History section of the report.



Title: Actiontec Electronics Inc WCB6240Q
To: FCC Part 15.407 & IC RSS-247 Issue 1
Serial #: ATEC09-U11c DFS Rev A
Issue Date: 27th October 2015
Page: 69 of 148

Equipment Configuration for Radar Type 2

Variant:	802.11n HT40	Duty Cycle (%):	35.00
Data Rate:	13.5	Antenna Gain (dBi):	7.00
Modulation:	OFDM	Beam Forming Gain (Y):	Not Applicable
Channel Frequency:	5510.00 MHz	Tested By:	BJ
Engineering Test Notes:			

Test Measurement Results

Pulse Width (us)	PRF (Hz)	PRI	# Pulses	Injections	Detections	Detection Rate	Result
1.1	4545	220	26	1	1	100.00%	DETECTED
1.8	4739	211	27	1	1	100.00%	DETECTED
1.9	4651	215	24	1	1	100.00%	DETECTED
2.2	4695	213	26	1	1	100.00%	DETECTED
2.4	4651	215	29	1	1	100.00%	DETECTED
2.4	4425	226	29	1	1	100.00%	DETECTED
2.5	5102	196	29	1	1	100.00%	DETECTED
2.5	4831	207	27	1	1	100.00%	DETECTED
2.6	4608	217	24	1	1	100.00%	DETECTED
2.7	5181	193	23	1	1	100.00%	DETECTED
2.9	4464	224	27	1	1	100.00%	DETECTED
2.9	4464	224	23	1	1	100.00%	DETECTED
3	5051	198	27	1	1	100.00%	DETECTED
3.2	4950	202	29	1	1	100.00%	DETECTED
3.2	6289	159	28	1	1	100.00%	DETECTED
3.4	5714	175	24	1	1	100.00%	DETECTED
3.4	5882	170	23	1	1	100.00%	DETECTED
3.5	4785	209	26	1	1	100.00%	DETECTED
3.9	4808	208	23	1	1	100.00%	DETECTED
3.9	6623	151	27	1	1	100.00%	DETECTED
3.9	5780	173	28	1	1	100.00%	DETECTED
3.9	6098	164	26	1	1	100.00%	DETECTED
4	4926	203	24	1	1	100.00%	DETECTED
4.1	6250	160	26	1	1	100.00%	DETECTED
4.1	6098	164	27	1	1	100.00%	DETECTED
4.2	5405	185	24	1	1	100.00%	DETECTED
4.5	5102	196	28	1	1	100.00%	DETECTED
4.6	4831	207	25	1	1	100.00%	DETECTED
4.6	4545	220	23	1	1	100.00%	DETECTED
4.7	5128	195	29	1	1	100.00%	DETECTED
Aggregate:				30	30	100.00%	Complies

This test report may be reproduced in full only. The document may only be updated by MiCOM Labs personnel. All changes will be noted in the Document History section of the report.



Title: Actiontec Electronics Inc WCB6240Q
To: FCC Part 15.407 & IC RSS-247 Issue 1
Serial #: ATEC09-U11c DFS Rev A
Issue Date: 27th October 2015
Page: 70 of 148

Equipment Configuration for Radar Type 3

Variant:	802.11n HT40	Duty Cycle (%):	35.00
Data Rate:	13.5	Antenna Gain (dBi):	7.00
Modulation:	OFDM	Beam Forming Gain (Y):	Not Applicable
Channel Frequency:	5510.00 MHz	Tested By:	BJ
Engineering Test Notes:			

Test Measurement Results

Pulse Width (us)	PRF (Hz)	PRI	# Pulses	Injections	Detections	Detection Rate	Result
10	2933	341	18	1	1	100.00%	DETECTED
6	4149	241	18	1	1	100.00%	DETECTED
6.1	3891	257	16	1	1	100.00%	DETECTED
6.2	2740	365	16	1	1	100.00%	DETECTED
6.6	4065	246	17	1	1	100.00%	DETECTED
6.7	3021	331	16	1	1	100.00%	DETECTED
6.9	3215	311	17	1	1	100.00%	DETECTED
7.3	2315	432	16	1	1	100.00%	DETECTED
7.5	3425	292	18	1	1	100.00%	DETECTED
7.5	2183	458	18	1	1	100.00%	DETECTED
7.6	4566	219	16	1	1	100.00%	DETECTED
7.6	2288	437	17	1	1	100.00%	DETECTED
7.7	2695	371	17	1	1	100.00%	DETECTED
7.8	2950	339	17	1	1	100.00%	DETECTED
7.8	2237	447	18	1	1	100.00%	DETECTED
7.9	2217	451	17	1	1	100.00%	DETECTED
8	3509	285	16	1	1	100.00%	DETECTED
8.1	3247	308	17	1	1	100.00%	DETECTED
8.2	3984	251	17	1	1	100.00%	DETECTED
8.6	3356	298	18	1	1	100.00%	DETECTED
8.8	3367	297	17	1	1	100.00%	DETECTED
8.8	2415	414	17	1	1	100.00%	DETECTED
9.1	4149	241	18	1	1	100.00%	DETECTED
9.1	2257	443	16	1	1	100.00%	DETECTED
9.4	3311	302	16	1	1	100.00%	DETECTED
9.4	2273	440	18	1	1	100.00%	DETECTED
9.5	2160	463	18	1	1	100.00%	DETECTED
9.6	2755	363	18	1	1	100.00%	DETECTED
9.7	3484	287	16	1	1	100.00%	DETECTED
9.9	2268	441	17	1	1	100.00%	DETECTED
Aggregate:				30	30	100.00%	Complies

This test report may be reproduced in full only. The document may only be updated by MiCOM Labs personnel. All changes will be noted in the Document History section of the report.



Title: Actiontec Electronics Inc WCB6240Q
To: FCC Part 15.407 & IC RSS-247 Issue 1
Serial #: ATEC09-U11c DFS Rev A
Issue Date: 27th October 2015
Page: 71 of 148

Equipment Configuration for Radar Type 4

Variant:	802.11n HT40	Duty Cycle (%):	35.00
Data Rate:	13.5	Antenna Gain (dBi):	7.00
Modulation:	OFDM	Beam Forming Gain (Y):	Not Applicable
Channel Frequency:	5510.00 MHz	Tested By:	BJ
Engineering Test Notes:			

Test Measurement Results

Pulse Width (us)	PRF (Hz)	PRI	# Pulses	Injections	Detections	Detection Rate	Result
11.3	4000	250	13	1	1	100.00%	DETECTED
11.3	2105	475	13	1	1	100.00%	DETECTED
12.3	2410	415	16	1	1	100.00%	DETECTED
12.7	2146	466	14	1	1	100.00%	DETECTED
13.2	2257	443	13	1	1	100.00%	DETECTED
13.3	3559	281	14	1	1	100.00%	DETECTED
13.5	2222	450	14	1	1	100.00%	DETECTED
13.8	2967	337	14	1	1	100.00%	DETECTED
14	2976	336	14	1	1	100.00%	DETECTED
14.6	3367	297	12	1	0	0.00%	NOT DETECTED
14.6	4386	228	15	1	0	0.00%	NOT DETECTED
14.8	3333	300	14	1	0	0.00%	NOT DETECTED
14.9	3984	251	12	1	0	0.00%	NOT DETECTED
15.7	4405	227	14	1	0	0.00%	NOT DETECTED
16	3289	304	12	1	1	100.00%	DETECTED
16	4329	231	15	1	1	100.00%	DETECTED
16.3	2725	367	12	1	1	100.00%	DETECTED
16.3	3049	328	13	1	1	100.00%	DETECTED
16.6	4386	228	16	1	1	100.00%	DETECTED
16.6	2825	354	12	1	1	100.00%	DETECTED
16.8	3175	315	14	1	1	100.00%	DETECTED
17.2	3745	267	15	1	1	100.00%	DETECTED
17.9	2033	492	14	1	1	100.00%	DETECTED
18.2	2016	496	14	1	1	100.00%	DETECTED
18.3	3205	312	12	1	1	100.00%	DETECTED
18.4	2439	410	13	1	1	100.00%	DETECTED
18.5	2525	396	13	1	1	100.00%	DETECTED
19.5	2817	355	13	1	1	100.00%	DETECTED
19.8	4739	211	16	1	1	100.00%	DETECTED
20	2146	466	14	1	1	100.00%	DETECTED
Aggregate:				30	25	83.33%	Complies

This test report may be reproduced in full only. The document may only be updated by MiCOM Labs personnel. All changes will be noted in the Document History section of the report.



Title: Actiontec Electronics Inc WCB6240Q
To: FCC Part 15.407 & IC RSS-247 Issue 1
Serial #: ATEC09-U11c DFS Rev A
Issue Date: 27th October 2015
Page: 72 of 148

Equipment Configuration for Radar Type 5

Variant:	802.11n HT40	Duty Cycle (%):	35.00
Data Rate:	13.5	Antenna Gain (dBi):	7.00
Modulation:	OFDM	Beam Forming Gain (Y):	Not Applicable
Channel Frequency:	5510.00 MHz	Tested By:	BJ
Engineering Test Notes:			

Test Measurement Results

Burst Segment	Injected Frequency (MHz)	Injections	Detections	Detection Rate	Result
Type 5 #1	5495	1	0	0.00%	NOT DETECTED
Type 5 #2	5496	1	0	0.00%	NOT DETECTED
Type 5 #3	5497	1	1	100.00%	DETECTED
Type 5 #4	5498	1	1	100.00%	DETECTED
Type 5 #5	5499	1	1	100.00%	DETECTED
Type 5 #6	5500	1	1	100.00%	DETECTED
Type 5 #7	5501	1	1	100.00%	DETECTED
Type 5 #8	5502	1	0	0.00%	NOT DETECTED
Type 5 #9	5503	1	1	100.00%	DETECTED
Type 5 #10	5504	1	1	100.00%	DETECTED
Type 5 #11	5505	1	1	100.00%	DETECTED
Type 5 #12	5506	1	1	100.00%	DETECTED
Type 5 #13	5507	1	1	100.00%	DETECTED
Type 5 #14	5508	1	1	100.00%	DETECTED
Type 5 #15	5509	1	1	100.00%	DETECTED
Type 5 #16	5510	1	1	100.00%	DETECTED
Type 5 #17	5511	1	1	100.00%	DETECTED
Type 5 #18	5512	1	1	100.00%	DETECTED
Type 5 #19	5513	1	1	100.00%	DETECTED
Type 5 #20	5514	1	1	100.00%	DETECTED
Type 5 #21	5515	1	1	100.00%	DETECTED
Type 5 #22	5516	1	1	100.00%	DETECTED
Type 5 #23	5517	1	1	100.00%	DETECTED
Type 5 #24	5518	1	1	100.00%	DETECTED
Type 5 #25	5519	1	1	100.00%	DETECTED
Type 5 #26	5520	1	1	100.00%	DETECTED
Type 5 #27	5521	1	1	100.00%	DETECTED
Type 5 #28	5522	1	1	100.00%	DETECTED
Type 5 #29	5524	1	1	100.00%	DETECTED
Type 5 #30	5525	1	1	100.00%	DETECTED

This test report may be reproduced in full only. The document may only be updated by MiCOM Labs personnel. All changes will be noted in the Document History section of the report.



Title: Actiontec Electronics Inc WCB6240Q
To: FCC Part 15.407 & IC RSS-247 Issue 1
Serial #: ATEC09-U11c DFS Rev A
Issue Date: 27th October 2015
Page: 73 of 148

Equipment Configuration for Radar Type 6

Variant:	802.11n HT40	Duty Cycle (%):	35.00
Data Rate:	13.5	Antenna Gain (dBi):	7.00
Modulation:	OFDM	Beam Forming Gain (Y):	Not Applicable
Channel Frequency:	5510.00 MHz	Tested By:	BJ
Engineering Test Notes:			

Test Measurement Results

Burst Segment	Detections	Injection #	Detection Rate	Pass/Fail
Type 6 #1	1	1	100.00%	DETECTED
Type 6 #2	1	1	100.00%	DETECTED
Type 6 #3	1	1	100.00%	DETECTED
Type 6 #4	1	1	100.00%	DETECTED
Type 6 #5	1	1	100.00%	DETECTED
Type 6 #6	1	1	100.00%	DETECTED
Type 6 #7	1	1	100.00%	DETECTED
Type 6 #8	1	1	100.00%	DETECTED
Type 6 #9	1	1	100.00%	DETECTED
Type 6 #10	1	1	100.00%	DETECTED
Type 6 #11	1	1	100.00%	DETECTED
Type 6 #12	1	1	100.00%	DETECTED
Type 6 #13	1	1	100.00%	DETECTED
Type 6 #14	1	1	100.00%	DETECTED
Type 6 #15	1	1	100.00%	DETECTED
Type 6 #16	1	1	100.00%	DETECTED
Type 6 #17	1	1	100.00%	DETECTED
Type 6 #18	1	1	100.00%	DETECTED
Type 6 #19	1	1	100.00%	DETECTED
Type 6 #20	1	1	100.00%	DETECTED
Type 6 #21	1	1	100.00%	DETECTED
Type 6 #22	1	1	100.00%	DETECTED
Type 6 #23	1	1	100.00%	DETECTED
Type 6 #24	1	1	100.00%	DETECTED
Type 6 #25	1	1	100.00%	DETECTED
Type 6 #26	1	1	100.00%	DETECTED
Type 6 #27	1	1	100.00%	DETECTED
Type 6 #28	1	1	100.00%	DETECTED
Type 6 #29	1	1	100.00%	DETECTED
Type 6 #30	1	1	100.00%	DETECTED

This test report may be reproduced in full only. The document may only be updated by MiCOM Labs personnel. All changes will be noted in the Document History section of the report.



Title: Actiontec Electronics Inc WCB6240Q
To: FCC Part 15.407 & IC RSS-247 Issue 1
Serial #: ATEC09-U11c DFS Rev A
Issue Date: 27th October 2015
Page: 74 of 148

9.1.5. Detection Bandwidth

To determine the equipment Detection Bandwidth for each applicable operational mode a single burst of the short pulse radar Type 0 was produced at the appropriate power level. The EUT was set up as a standalone device (no associated Client or Master, as appropriate) and no traffic. Frame based systems will be set to a talk/listen ratio reflecting the worst case (maximum) that is user configurable during this test.

To determine the actual receiver bandwidth a single radar burst is generated for a minimum of 10 trials and the response of the EUT noted. The EUT must detect the Radar Waveform until it fails to detect, at this point testing is stopped and the frequency noted.

Starting from the actual channel center frequency the radar frequency is increased in 1 MHz steps, repeating the above test sequence, until the detection rate falls below 90%. The highest frequency at which detection is greater than or equal to 90% is denoted as FH. Note for the higher bandwidths ac-80 etc the 1 MHz step size can be increased.

The radar frequency is decreased in 1 MHz steps, repeating the above test sequence, until the detection rate falls below 90%. The lowest frequency at which detection is greater than or equal to 90% is denoted as FL.

The U-NII Detection Bandwidth is calculated as follows:
U-NII Detection Bandwidth = FH – FL

The U-NII Detection Bandwidth must meet the U-NII Detection Bandwidth criterion specified. Otherwise, the UUT does not comply with DFS requirements. This is essential to ensure that the UUT is capable of detecting Radar Waveforms across the same frequency spectrum that contains the significant energy from the system. In the case that the U-NII Detection Bandwidth is greater than or equal to the 99% power bandwidth for the measured FH and FL, the test can be truncated and the U-NII Detection Bandwidth can be reported as the measured FH and FL

This test report may be reproduced in full only. The document may only be updated by MiCOM Labs personnel. All changes will be noted in the Document History section of the report.



Title: Actiontec Electronics Inc WCB6240Q
To: FCC Part 15.407 & IC RSS-247 Issue 1
Serial #: ATEC09-U11c DFS Rev A
Issue Date: 27th October 2015
Page: 75 of 148

Equipment Configuration for Detection Bandwidth

Variant:	802.11a	Duty Cycle (%):	35.00
Data Rate:	18	Antenna Gain (dBi):	7.00
Modulation:		Beam Forming Gain (Y):	Not Applicable
Channel Frequency:	5500.00 MHz	Tested By:	BJ
Engineering Test Notes:			

Test Measurement Results

Frequency	Injections	Detections	Detection Rate	Result
5489 MHz				
5490 MHz	10	0		
5491 MHz	10	10	100.00%	Pass
5492 MHz	10	10	100.00%	Pass
5493 MHz	10	10	100.00%	Pass
5494 MHz	10	10	100.00%	Pass
5495 MHz	10	10	100.00%	Pass
5496 MHz	10	10	100.00%	Pass
5497 MHz	10	10	100.00%	Pass
5498 MHz	10	10	100.00%	Pass
5499 MHz	10	10	100.00%	Pass
5500	10	10	100.00%	Pass
5501 MHz	10	10	100.00%	Pass
5502 MHz	10	10	100.00%	Pass
5503 MHz	10	10	100.00%	Pass
5504 MHz	10	10	100.00%	Pass
5505 MHz	10	10	100.00%	Pass
5506 MHz	10	10	100.00%	Pass
5507 MHz	10	10	100.00%	Pass
5508 MHz	10	10	100.00%	Pass
5509 MHz	10	10	100.00%	Pass
5510 MHz	10	0		
5511 MHz				

This test report may be reproduced in full only. The document may only be updated by MiCOM Labs personnel. All changes will be noted in the Document History section of the report.



Title: Actiontec Electronics Inc WCB6240Q
To: FCC Part 15.407 & IC RSS-247 Issue 1
Serial #: ATEC09-U11c DFS Rev A
Issue Date: 27th October 2015
Page: 76 of 148

Equipment Configuration for Detection Bandwidth

Variant:	802.11ac 80	Duty Cycle (%):	35.00
Data Rate:	18	Antenna Gain (dBi):	7.00
Modulation:	OFDM	Beam Forming Gain (Y):	Not Applicable
Channel Frequency:	5530.00 MHz	Tested By:	BJ
Engineering Test Notes:			

Test Measurement Results

Frequency	Injections	Detections	Detection Rate	Result
5488 MHz				
5489 MHz	10	0		
5490 MHz	10	9	90.00%	Pass
5491 MHz	10	10	100.00%	Pass
5492 MHz	10	10	100.00%	Pass
5493 MHz	10	10	100.00%	Pass
5494 MHz	10	10	100.00%	Pass
5495 MHz	10	10	100.00%	Pass
5496 MHz	10	10	100.00%	Pass
5497 MHz	10	10	100.00%	Pass
5498 MHz	10	10	100.00%	Pass
5499 MHz	10	10	100.00%	Pass
5500 MHz	10	10	100.00%	Pass
5501 MHz	10	10	100.00%	Pass
5502 MHz	10	10	100.00%	Pass
5503 MHz	10	10	100.00%	Pass
5504 MHz	10	10	100.00%	Pass
5505 MHz	10	10	100.00%	Pass
5506 MHz	10	10	100.00%	Pass
5507 MHz	10	10	100.00%	Pass
5508 MHz	10	10	100.00%	Pass
5509 MHz	10	10	100.00%	Pass
5510 MHz	10	10	100.00%	Pass
5511 MHz	10	10	100.00%	Pass
5512 MHz	10	10	100.00%	Pass
5513 MHz	10	10	100.00%	Pass
5514 MHz	10	10	100.00%	Pass
5515 MHz	10	10	100.00%	Pass
5516 MHz	10	10	100.00%	Pass
5517 MHz	10	10	100.00%	Pass
5518 MHz	10	10	100.00%	Pass
5519 MHz	10	10	100.00%	Pass
5520 MHz	10	10	100.00%	Pass

This test report may be reproduced in full only. The document may only be updated by MiCOM Labs personnel. All changes will be noted in the Document History section of the report.



Title: Actiontec Electronics Inc WCB6240Q
To: FCC Part 15.407 & IC RSS-247 Issue 1
Serial #: ATEC09-U11c DFS Rev A
Issue Date: 27th October 2015
Page: 77 of 148

5521 MHz	10	10	100.00%	Pass
5522 MHz	10	10	100.00%	Pass
5523 MHz	10	10	100.00%	Pass
5524 MHz	10	10	100.00%	Pass
5525 MHz	10	10	100.00%	Pass
5526 MHz	10	10	100.00%	Pass
5527 MHz	10	10	100.00%	Pass
5528 MHz	10	10	100.00%	Pass
5529 MHz	10	10	100.00%	Pass
5530	10	10	100.00%	Pass
5531 MHz	10	10	100.00%	Pass
5532 MHz	10	10	100.00%	Pass
5533 MHz	10	10	100.00%	Pass
5534 MHz	10	10	100.00%	Pass
5535 MHz	10	10	100.00%	Pass
5536 MHz	10	10	100.00%	Pass
5537 MHz	10	10	100.00%	Pass
5538 MHz	10	10	100.00%	Pass
5539 MHz	10	10	100.00%	Pass
5540 MHz	10	10	100.00%	Pass
5541 MHz	10	10	100.00%	Pass
5542 MHz	10	10	100.00%	Pass
5543 MHz	10	10	100.00%	Pass
5544 MHz	10	10	100.00%	Pass
5545 MHz	10	10	100.00%	Pass
5546 MHz	10	10	100.00%	Pass
5547 MHz	10	10	100.00%	Pass
5548 MHz	10	10	100.00%	Pass
5549 MHz	10	10	100.00%	Pass
5550 MHz	10	10	100.00%	Pass
5551 MHz	10	10	100.00%	Pass
5552 MHz	10	10	100.00%	Pass
5553 MHz	10	10	100.00%	Pass
5554 MHz	10	10	100.00%	Pass
5555 MHz	10	10	100.00%	Pass
5556 MHz	10	10	100.00%	Pass
5557 MHz	10	10	100.00%	Pass
5558 MHz	10	10	100.00%	Pass
5559 MHz	10	10	100.00%	Pass
5560 MHz	10	10	100.00%	Pass
5561 MHz	10	10	100.00%	Pass
5562 MHz	10	10	100.00%	Pass
5563 MHz	10	10	100.00%	Pass
5564 MHz	10	10	100.00%	Pass

This test report may be reproduced in full only. The document may only be updated by MiCOM Labs personnel. All changes will be noted in the Document History section of the report.



Title: Actiontec Electronics Inc WCB6240Q
To: FCC Part 15.407 & IC RSS-247 Issue 1
Serial #: ATEC09-U11c DFS Rev A
Issue Date: 27th October 2015
Page: 78 of 148

5565 MHz	10	10	100.00%	Pass
5566 MHz	10	10	100.00%	Pass
5567 MHz	10	10	100.00%	Pass
5568 MHz	10	10	100.00%	Pass
5569 MHz	10	10	100.00%	Pass
5570 MHz	10	0		
5571 MHz				

This test report may be reproduced in full only. The document may only be updated by MiCOM Labs personnel. All changes will be noted in the Document History section of the report.



Title: Actiontec Electronics Inc WCB6240Q
To: FCC Part 15.407 & IC RSS-247 Issue 1
Serial #: ATEC09-U11c DFS Rev A
Issue Date: 27th October 2015
Page: 79 of 148

Equipment Configuration for Detection Bandwidth

Variant:	802.11n HT40	Duty Cycle (%):	35.00
Data Rate:	18	Antenna Gain (dBi):	7.00
Modulation:	OFDM	Beam Forming Gain (Y):	Not Applicable
Channel Frequency:	5510.00 MHz	Tested By:	BJ
Engineering Test Notes:			

Test Measurement Results

Frequency	Injections	Detections	Detection Rate	Result
5489 MHz				
5490 MHz	10	0		
5491 MHz	10	10	100.00%	Pass
5492 MHz	10	10	100.00%	Pass
5493 MHz	10	10	100.00%	Pass
5494 MHz	10	10	100.00%	Pass
5495 MHz	10	10	100.00%	Pass
5496 MHz	10	10	100.00%	Pass
5497 MHz	10	10	100.00%	Pass
5498 MHz	10	10	100.00%	Pass
5499 MHz	10	10	100.00%	Pass
5500 MHz	10	10	100.00%	Pass
5501 MHz	10	10	100.00%	Pass
5502 MHz	10	10	100.00%	Pass
5503 MHz	10	10	100.00%	Pass
5504 MHz	10	10	100.00%	Pass
5505 MHz	10	10	100.00%	Pass
5506 MHz	10	10	100.00%	Pass
5507 MHz	10	10	100.00%	Pass
5508 MHz	10	10	100.00%	Pass
5509 MHz	10	10	100.00%	Pass
5510	10	10	100.00%	Pass
5511 MHz	10	10	100.00%	Pass
5512 MHz	10	10	100.00%	Pass
5513 MHz	10	10	100.00%	Pass
5514 MHz	10	10	100.00%	Pass
5515 MHz	10	10	100.00%	Pass
5516 MHz	10	10	100.00%	Pass
5517 MHz	10	10	100.00%	Pass
5518 MHz	10	10	100.00%	Pass
5519 MHz	10	10	100.00%	Pass
5520 MHz	10	10	100.00%	Pass
5521 MHz	10	10	100.00%	Pass

This test report may be reproduced in full only. The document may only be updated by MiCOM Labs personnel. All changes will be noted in the Document History section of the report.



Title: Actiontec Electronics Inc WCB6240Q
To: FCC Part 15.407 & IC RSS-247 Issue 1
Serial #: ATEC09-U11c DFS Rev A
Issue Date: 27th October 2015
Page: 80 of 148

5522 MHz	10	10	100.00%	Pass
5523 MHz	10	10	100.00%	Pass
5524 MHz	10	10	100.00%	Pass
5525 MHz	10	10	100.00%	Pass
5526 MHz	10	10	100.00%	Pass
5527 MHz	10	10	100.00%	Pass
5528 MHz	10	10	100.00%	Pass
5529 MHz	10	1	10.00%	Fail
5530 MHz				

This test report may be reproduced in full only. The document may only be updated by MiCOM Labs personnel. All changes will be noted in the Document History section of the report.



Title: Actiontec Electronics Inc WCB6240Q
To: FCC Part 15.407 & IC RSS-247 Issue 1
Serial #: ATEC09-U11c DFS Rev A
Issue Date: 27th October 2015
Page: 81 of 148

A. APPENDIX - GRAPHICAL IMAGES

This test report may be reproduced in full only. The document may only be updated by MiCOM Labs personnel. All changes will be noted in the Document History section of the report.



A.1. Transmit Power Control (TPC)

A.2. Dynamic Frequency Selection (DFS)

A.2.1. Probability of Detection

[Type 5 #1 \[Back to Summary\]](#)

Burst Segment	Number of Pulses	Chirp Width MHz	t1 usec	Pulse Width (t2) usec	t3 usec	t4 usec	t5 usec	Total Segment Length usec
1	1	19	1162830	100	0	0	337070	1500000
2	3	20	179081	50	1045	1027	1318697	1500000
3	2	16	1477951	51	1709	0	20238	1500000
4	1	16	1165735	61	0	0	334204	1500000
5	1	6	395436	51	0	0	1104513	1500000
6	1	11	794906	53	0	0	705041	1500000
7	3	18	1400336	89	1324	1929	96144	1500000
8	1	10	92300	84	0	0	1407616	1500000

[Type 5 #2 \[Back to Summary\]](#)

Burst Segment	Number of Pulses	Chirp Width MHz	t1 usec	Pulse Width (t2) usec	t3 usec	t4 usec	t5 usec	Total Segment Length usec
1	1	11	154949	90	0	0	935870	1090909
2	1	20	570387	86	0	0	520436	1090909
3	2	5	235239	98	1605	0	853869	1090909
4	2	11	1088903	84	1040	0	798	1090909
5	3	16	162043	92	1402	1485	925703	1090909
6	1	17	719312	60	0	0	371537	1090909
7	1	5	682168	75	0	0	408666	1090909
8	1	15	1072544	99	0	0	18266	1090909
9	3	18	591262	94	1553	1087	496725	1090909
10	3	18	762602	80	1162	1606	325299	1090909
11	1	7	749016	75	0	0	341818	1090909

[Type 5 #3 \[Back to Summary\]](#)

Burst Segment	Number of Pulses	Chirp Width MHz	t1 usec	Pulse Width (t2) usec	t3 usec	t4 usec	t5 usec	Total Segment Length usec
1	1	15	231599	78	0	0	518323	750000
2	1	5	686609	94	0	0	63297	750000
3	2	19	285639	71	1919	0	462300	750000
4	2	20	569351	62	1696	0	178829	750000
5	1	7	558951	56	0	0	190993	750000
6	1	19	239931	70	0	0	509999	750000

This test report may be reproduced in full only. The document may only be updated by MiCOM Labs personnel. All changes will be noted in the Document History section of the report.



Title: Actiontec Electronics Inc WCB6240Q
To: FCC Part 15.407 & IC RSS-247 Issue 1
Serial #: ATEC09-U11c DFS Rev A
Issue Date: 27th October 2015
Page: 83 of 148

7	1	6	306818	80	0	0	443102	750000
8	2	10	740746	68	1999	0	7119	750000
9	2	15	10917	51	1431	0	737550	750000
10	3	17	500535	82	1118	1085	247016	750000
11	2	10	415071	89	1735	0	333016	750000
12	3	13	290644	100	1444	1484	456128	750000
13	1	19	559684	71	0	0	190245	750000
14	2	19	410722	91	1833	0	337263	750000
15	2	11	706257	69	1836	0	41769	750000
16	1	7	226938	66	0	0	522996	750000

Type 5 #4 [Back to Summary]

Burst Segment	Number of Pulses	Chirp Width MHz	t1 usec	Pulse Width (t2) usec	t3 usec	t4 usec	t5 usec	Total Segment Length usec
1	3	10	270897	52	1227	1873	525847	800000
2	1	18	677530	68	0	0	122402	800000
3	2	13	18854	89	1507	0	779461	800000
4	3	13	650386	63	1268	1377	146780	800000
5	3	13	304770	64	1087	1064	492887	800000
6	2	13	666406	90	1415	0	131999	800000
7	1	12	273735	95	0	0	526170	800000
8	3	5	367652	59	1406	1207	429558	800000
9	1	7	644261	100	0	0	155639	800000
10	3	17	651621	95	1149	1759	145186	800000
11	3	16	625550	97	1172	1762	171225	800000
12	1	20	575198	91	0	0	224711	800000
13	2	11	415598	66	1542	0	382728	800000
14	2	15	61879	50	1890	0	736131	800000
15	2	7	598255	93	1355	0	200204	800000

Type 5 #5 [Back to Summary]

Burst Segment	Number of Pulses	Chirp Width MHz	t1 usec	Pulse Width (t2) usec	t3 usec	t4 usec	t5 usec	Total Segment Length usec
1	2	8	773369	64	1494	0	315918	1090909
2	2	14	360153	89	1955	0	728623	1090909
3	1	14	131274	66	0	0	959569	1090909
4	1	12	532158	62	0	0	558689	1090909
5	3	13	188474	88	1630	1285	899256	1090909
6	3	9	19538	56	1681	1351	1068171	1090909
7	3	11	933966	69	1462	1421	153853	1090909
8	2	5	593682	73	1928	0	495153	1090909
9	3	8	109485	79	1486	1702	977999	1090909

This test report may be reproduced in full only. The document may only be updated by MiCOM Labs personnel. All changes will be noted in the Document History section of the report.



Title: Actiontec Electronics Inc WCB6240Q
To: FCC Part 15.407 & IC RSS-247 Issue 1
Serial #: ATEC09-U11c DFS Rev A
Issue Date: 27th October 2015
Page: 84 of 148

10	3	8	503310	51	1413	1682	584351	1090909
11	3	16	678900	88	1997	1062	408686	1090909

Type 5 #6 [Back to Summary]

Burst Segment	Number of Pulses	Chirp Width MHz	t1 usec	Pulse Width (t2) usec	t3 usec	t4 usec	t5 usec	Total Segment Length usec
1	2	8	458840	54	1937	0	339115	800000
2	3	6	528588	95	1700	1186	268241	800000
3	3	20	34322	74	1207	1719	762530	800000
4	1	7	23973	85	0	0	775942	800000
5	2	6	58785	83	1604	0	739445	800000
6	3	16	406947	71	1687	1862	389291	800000
7	3	13	518283	71	1451	1589	278464	800000
8	2	17	55501	85	1982	0	742347	800000
9	3	11	628561	78	1203	1499	168503	800000
10	1	19	299594	85	0	0	500321	800000
11	2	19	100663	78	1446	0	697735	800000
12	1	19	373333	75	0	0	426592	800000
13	2	10	115833	50	1152	0	682915	800000
14	1	17	103336	71	0	0	696593	800000
15	2	20	38382	74	1360	0	760110	800000

Type 5 #7 [Back to Summary]

Burst Segment	Number of Pulses	Chirp Width MHz	t1 usec	Pulse Width (t2) usec	t3 usec	t4 usec	t5 usec	Total Segment Length usec
1	3	7	586791	78	1871	1413	332767	923076
2	3	20	810202	100	1136	1384	110054	923076
3	2	12	104521	50	1318	0	817137	923076
4	3	14	381786	67	1057	1523	538509	923076
5	1	6	29544	57	0	0	893475	923076
6	3	11	461397	65	1377	1095	459012	923076
7	2	14	581737	82	1157	0	340018	923076
8	2	16	335772	92	1016	0	586104	923076
9	1	7	702890	88	0	0	220098	923076
10	3	6	17146	83	1367	1189	903125	923076
11	2	9	821741	68	1138	0	100061	923076
12	3	14	495184	66	1791	1698	424205	923076
13	3	11	819113	64	1186	1361	101224	923076

This test report may be reproduced in full only. The document may only be updated by MiCOM Labs personnel. All changes will be noted in the Document History section of the report.



Type 5 #8 [Back to Summary]

Burst Segment	Number of Pulses	Chirp Width MHz	t1 usec	Pulse Width (t2) usec	t3 usec	t4 usec	t5 usec	Total Segment Length usec
1	2	13	48526	67	1866	0	1149474	1200000
2	1	13	1182969	70	0	0	16961	1200000
3	1	8	268537	64	0	0	931399	1200000
4	1	6	38995	59	0	0	1160946	1200000
5	1	11	318624	68	0	0	881308	1200000
6	3	8	987933	57	1924	1318	208654	1200000
7	1	17	689796	74	0	0	510130	1200000
8	2	19	1020450	89	1885	0	177487	1200000
9	2	10	885923	80	1120	0	312797	1200000
10	2	5	668936	87	1325	0	529565	1200000

Type 5 #9 [Back to Summary]

Burst Segment	Number of Pulses	Chirp Width MHz	t1 usec	Pulse Width (t2) usec	t3 usec	t4 usec	t5 usec	Total Segment Length usec
1	2	8	69874	79	1346	0	785764	857142
2	3	19	248061	73	1567	1200	606095	857142
3	3	10	167882	86	1142	1049	686811	857142
4	3	12	287155	95	1310	1170	567222	857142
5	2	17	595437	71	1245	0	260318	857142
6	3	7	721048	59	1897	1365	132655	857142
7	2	9	421950	84	1443	0	433581	857142
8	2	5	557870	66	1317	0	297823	857142
9	1	14	675360	83	0	0	181699	857142
10	2	13	372696	66	1267	0	483047	857142
11	1	10	201457	58	0	0	655627	857142
12	2	9	649397	96	1750	0	205803	857142
13	3	6	749137	69	1393	1576	104829	857142
14	3	17	422191	73	1754	1251	431727	857142

Type 5 #10 [Back to Summary]

Burst Segment	Number of Pulses	Chirp Width MHz	t1 usec	Pulse Width (t2) usec	t3 usec	t4 usec	t5 usec	Total Segment Length usec
1	1	15	474808	93	0	0	858432	1333333
2	3	12	867160	59	1099	1577	463320	1333333
3	3	9	599275	73	1681	1027	731131	1333333
4	2	8	747798	76	1646	0	583737	1333333
5	1	14	1095784	97	0	0	237452	1333333

This test report may be reproduced in full only. The document may only be updated by MiCOM Labs personnel. All changes will be noted in the Document History section of the report.



Title: Actiontec Electronics Inc WCB6240Q
To: FCC Part 15.407 & IC RSS-247 Issue 1
Serial #: ATEC09-U11c DFS Rev A
Issue Date: 27th October 2015
Page: 86 of 148

6	1	17	186088	86	0	0	1147159	1333333
7	2	5	1287199	89	1942	0	44014	1333333
8	3	13	161173	73	1283	1150	1169508	1333333
9	1	11	973178	83	0	0	360072	1333333

Type 5 #11 [Back to Summary]

Burst Segment	Number of Pulses	Chirp Width MHz	t1 usec	Pulse Width (t2) usec	t3 usec	t4 usec	t5 usec	Total Segment Length usec
1	3	8	194096	65	1964	1006	1002739	1200000
2	1	18	688194	53	0	0	511753	1200000
3	1	6	641029	96	0	0	558875	1200000
4	3	15	1043369	73	1960	1042	153410	1200000
5	3	9	1076211	76	1810	1566	120185	1200000
6	2	6	1080443	69	1352	0	118067	1200000
7	2	10	926127	60	1890	0	271863	1200000
8	2	7	660996	92	1372	0	537448	1200000
9	3	11	531661	54	1597	1545	665035	1200000
10	3	15	453707	73	1633	1701	742740	1200000

Type 5 #12 [Back to Summary]

Burst Segment	Number of Pulses	Chirp Width MHz	t1 usec	Pulse Width (t2) usec	t3 usec	t4 usec	t5 usec	Total Segment Length usec
1	2	5	250193	70	1386	0	379859	631578
2	1	18	623396	91	0	0	8091	631578
3	2	15	469516	84	1711	0	160183	631578
4	2	19	520415	96	1827	0	109144	631578
5	3	19	133749	66	1428	1903	494300	631578
6	1	14	571828	73	0	0	59677	631578
7	2	8	219197	86	1217	0	410992	631578
8	3	17	16361	74	1142	1437	612416	631578
9	2	20	454338	85	1595	0	175475	631578
10	3	16	465382	92	1104	1561	163255	631578
11	3	16	617782	94	1538	1490	10486	631578
12	1	11	411584	58	0	0	219936	631578
13	1	14	491331	98	0	0	140149	631578
14	2	10	104513	73	1759	0	525160	631578
15	1	11	505579	89	0	0	125910	631578
16	1	19	526142	81	0	0	105355	631578
17	1	7	477814	64	0	0	153700	631578
18	2	15	205985	67	1912	0	423547	631578
19	2	12	405536	91	1495	0	224365	631578

This test report may be reproduced in full only. The document may only be updated by MiCOM Labs personnel. All changes will be noted in the Document History section of the report.



Title: Actiontec Electronics Inc WCB6240Q
To: FCC Part 15.407 & IC RSS-247 Issue 1
Serial #: ATEC09-U11c DFS Rev A
Issue Date: 27th October 2015
Page: 87 of 148

Type 5 #13 [Back to Summary]

Burst Segment	Number of Pulses	Chirp Width MHz	t1 usec	Pulse Width (t2) usec	t3 usec	t4 usec	t5 usec	Total Segment Length usec
1	1	10	449689	69	0	0	150242	600000
2	2	9	282035	91	1460	0	316323	600000
3	3	11	43660	97	1957	1417	552675	600000
4	2	14	557577	96	1150	0	41081	600000
5	3	19	547068	59	1742	1604	49409	600000
6	3	20	400577	57	1553	1262	196437	600000
7	2	10	478621	91	1426	0	119771	600000
8	3	5	426639	76	1932	1833	169368	600000
9	3	19	151521	78	1709	1495	445041	600000
10	3	19	53004	95	1345	1713	543653	600000
11	3	14	567840	74	1146	1471	29321	600000
12	1	19	406309	76	0	0	193615	600000
13	1	7	52993	95	0	0	546912	600000
14	2	5	80266	90	1047	0	518507	600000
15	1	12	46813	52	0	0	553135	600000
16	1	8	222886	84	0	0	377030	600000
17	3	15	474855	51	1340	1326	122326	600000
18	3	20	33665	73	1220	1727	563169	600000
19	1	10	478332	92	0	0	121576	600000
20	1	5	340072	64	0	0	259864	600000

Type 5 #14 [Back to Summary]

Burst Segment	Number of Pulses	Chirp Width MHz	t1 usec	Pulse Width (t2) usec	t3 usec	t4 usec	t5 usec	Total Segment Length usec
1	2	18	194185	56	1875	0	726904	923076
2	3	11	439342	52	1401	1387	480790	923076
3	1	8	445577	79	0	0	477420	923076
4	1	20	98511	67	0	0	824498	923076
5	2	16	290726	82	1567	0	630619	923076
6	3	7	862693	53	1726	1676	56822	923076
7	3	15	820653	82	1966	1282	98929	923076
8	3	6	52516	73	1082	1685	867574	923076
9	2	8	447492	92	1795	0	473605	923076
10	2	13	313272	92	1803	0	607817	923076
11	3	17	493330	57	1908	1569	426098	923076
12	3	13	425837	57	1315	1724	494029	923076
13	2	14	860539	92	1614	0	60739	923076

This test report may be reproduced in full only. The document may only be updated by MiCOM Labs personnel. All changes will be noted in the Document History section of the report.



Type 5 #15 [Back to Summary]

Burst Segment	Number of Pulses	Chirp Width MHz	t1 usec	Pulse Width (t2) usec	t3 usec	t4 usec	t5 usec	Total Segment Length usec
1	2	18	583717	94	1023	0	215072	800000
2	2	16	157121	57	1066	0	641699	800000
3	2	19	108337	78	1138	0	690369	800000
4	2	12	299744	86	1190	0	498894	800000
5	1	14	778586	63	0	0	21351	800000
6	2	10	286181	68	1083	0	512600	800000
7	2	18	198799	58	1674	0	599411	800000
8	1	13	721982	97	0	0	77921	800000
9	2	17	375468	60	1836	0	422576	800000
10	3	20	260771	78	1429	1586	535980	800000
11	3	7	212275	56	1423	1559	584575	800000
12	1	18	382545	64	0	0	417391	800000
13	2	6	526108	62	1374	0	272394	800000
14	1	19	509687	86	0	0	290227	800000
15	1	5	644832	60	0	0	155108	800000

Type 5 #16 [Back to Summary]

Burst Segment	Number of Pulses	Chirp Width MHz	t1 usec	Pulse Width (t2) usec	t3 usec	t4 usec	t5 usec	Total Segment Length usec
1	3	12	619933	81	1799	1895	876130	1500000
2	2	16	679645	97	1756	0	818405	1500000
3	1	12	172711	52	0	0	1327237	1500000
4	3	15	88494	95	1661	1424	1408136	1500000
5	3	12	1268199	84	1812	1665	228072	1500000
6	1	13	183302	90	0	0	1316608	1500000
7	3	5	1164316	66	1433	1938	332115	1500000
8	2	12	630828	70	1903	0	867129	1500000

Type 5 #17 [Back to Summary]

Burst Segment	Number of Pulses	Chirp Width MHz	t1 usec	Pulse Width (t2) usec	t3 usec	t4 usec	t5 usec	Total Segment Length usec
1	1	11	837872	96	0	0	19174	857142
2	1	15	134215	89	0	0	722838	857142
3	2	11	27727	70	1011	0	828264	857142
4	3	20	426889	51	1230	1567	427303	857142
5	1	15	519515	61	0	0	337566	857142
6	3	5	438555	100	1178	1204	415905	857142

This test report may be reproduced in full only. The document may only be updated by MiCOM Labs personnel. All changes will be noted in the Document History section of the report.



Title: Actiontec Electronics Inc WCB6240Q
To: FCC Part 15.407 & IC RSS-247 Issue 1
Serial #: ATEC09-U11c DFS Rev A
Issue Date: 27th October 2015
Page: 89 of 148

7	1	13	546821	61	0	0	310260	857142
8	2	13	587714	68	1426	0	267866	857142
9	2	7	476823	65	1374	0	378815	857142
10	2	5	854339	98	1400	0	1207	857142
11	3	7	233029	70	1872	1402	620629	857142
12	1	10	376314	84	0	0	480744	857142
13	3	14	273725	62	1450	1643	580138	857142
14	1	10	487538	93	0	0	369511	857142

Type 5 #18 [Back to Summary]

Burst Segment	Number of Pulses	Chirp Width MHz	t1 usec	Pulse Width (t2) usec	t3 usec	t4 usec	t5 usec	Total Segment Length usec
1	2	13	161015	78	1983	0	636846	800000
2	1	6	123627	92	0	0	676281	800000
3	1	14	143528	97	0	0	656375	800000
4	2	6	95598	55	1351	0	702941	800000
5	2	15	788520	59	1225	0	10137	800000
6	3	16	188504	67	1688	1731	607876	800000
7	1	15	665280	54	0	0	134666	800000
8	2	18	709814	63	1623	0	88437	800000
9	1	11	483870	63	0	0	316067	800000
10	1	5	506589	72	0	0	293339	800000
11	2	13	656726	100	1242	0	141832	800000
12	3	11	457155	50	1884	1262	339549	800000
13	3	13	669447	82	1323	1111	127873	800000
14	3	9	151566	96	1783	1751	644612	800000
15	1	12	735194	73	0	0	64733	800000

Type 5 #19 [Back to Summary]

Burst Segment	Number of Pulses	Chirp Width MHz	t1 usec	Pulse Width (t2) usec	t3 usec	t4 usec	t5 usec	Total Segment Length usec
1	3	6	935031	54	1549	1640	394951	1333333
2	1	8	1326310	85	0	0	6938	1333333
3	2	15	726053	67	1448	0	605698	1333333
4	1	17	324094	63	0	0	1009176	1333333
5	3	10	697479	97	1766	1284	632513	1333333
6	3	15	1045076	93	1806	1249	284923	1333333
7	2	19	1066487	91	1635	0	265029	1333333
8	1	8	1257405	51	0	0	75877	1333333
9	1	19	1126365	82	0	0	206886	1333333

This test report may be reproduced in full only. The document may only be updated by MiCOM Labs personnel. All changes will be noted in the Document History section of the report.



Type 5 #20 [Back to Summary]

Burst Segment	Number of Pulses	Chirp Width MHz	t1 usec	Pulse Width (t2) usec	t3 usec	t4 usec	t5 usec	Total Segment Length usec
1	2	10	174005	80	1206	0	747705	923076
2	1	8	205443	84	0	0	717549	923076
3	1	10	721021	71	0	0	201984	923076
4	1	18	560280	93	0	0	362703	923076
5	3	8	700862	98	1095	1526	219299	923076
6	3	17	275997	87	1238	1566	644014	923076
7	2	11	795318	65	1921	0	125707	923076
8	3	13	214809	60	1464	1617	705006	923076
9	1	14	684984	57	0	0	238035	923076
10	1	11	866	74	0	0	922136	923076
11	2	14	879860	54	1746	0	41362	923076
12	2	5	480831	66	1834	0	440279	923076
13	2	17	846839	69	1116	0	74983	923076

Type 5 #21 [Back to Summary]

Burst Segment	Number of Pulses	Chirp Width MHz	t1 usec	Pulse Width (t2) usec	t3 usec	t4 usec	t5 usec	Total Segment Length usec
1	3	11	456898	50	1918	1067	245849	705882
2	2	9	74063	57	1720	0	629985	705882
3	3	5	273435	97	1603	1260	429293	705882
4	1	8	599122	60	0	0	106700	705882
5	2	9	643740	73	1538	0	60458	705882
6	2	5	320921	100	1233	0	383528	705882
7	3	18	61493	61	1887	1202	641117	705882
8	2	16	335887	97	1753	0	368048	705882
9	2	13	81012	61	1372	0	623376	705882
10	3	8	639503	96	1995	1541	62555	705882
11	3	9	266653	96	1547	1111	436283	705882
12	1	10	99494	64	0	0	606324	705882
13	1	6	515147	63	0	0	190672	705882
14	1	11	121890	56	0	0	583936	705882
15	3	12	60436	65	1457	1372	642422	705882
16	1	7	564026	88	0	0	141768	705882
17	2	17	644245	53	1238	0	60293	705882

This test report may be reproduced in full only. The document may only be updated by MiCOM Labs personnel. All changes will be noted in the Document History section of the report.



Title: Actiontec Electronics Inc WCB6240Q
To: FCC Part 15.407 & IC RSS-247 Issue 1
Serial #: ATEC09-U11c DFS Rev A
Issue Date: 27th October 2015
Page: 91 of 148

Type 5 #22 [Back to Summary]

Burst Segment	Number of Pulses	Chirp Width MHz	t1 usec	Pulse Width (t2) usec	t3 usec	t4 usec	t5 usec	Total Segment Length usec
1	2	14	1461679	97	1656	0	36471	1500000
2	1	11	611928	89	0	0	887983	1500000
3	2	20	962209	72	1413	0	536234	1500000
4	1	13	43154	84	0	0	1456762	1500000
5	1	11	377726	62	0	0	1122212	1500000
6	2	10	319222	60	1358	0	1179300	1500000
7	2	9	1196073	87	1340	0	302413	1500000
8	2	8	807460	52	1142	0	691294	1500000

Type 5 #23 [Back to Summary]

Burst Segment	Number of Pulses	Chirp Width MHz	t1 usec	Pulse Width (t2) usec	t3 usec	t4 usec	t5 usec	Total Segment Length usec
1	1	13	49565	89	0	0	656228	705882
2	1	15	180175	51	0	0	525656	705882
3	2	17	389889	76	1869	0	313972	705882
4	3	15	286182	56	1661	1262	416609	705882
5	2	14	299295	67	1906	0	404547	705882
6	3	20	261793	56	1642	1621	440658	705882
7	2	7	585472	95	1776	0	118444	705882
8	1	10	143052	86	0	0	562744	705882
9	2	6	485437	78	1017	0	219272	705882
10	2	16	467581	94	1568	0	236545	705882
11	3	20	288086	69	1735	1151	414703	705882
12	2	6	642486	94	1382	0	61826	705882
13	1	15	683349	50	0	0	22483	705882
14	1	16	549558	94	0	0	156230	705882
15	3	20	639772	90	1314	1059	63467	705882
16	3	14	576440	63	1217	1838	126198	705882
17	2	20	698659	71	1948	0	5133	705882

Type 5 #24 [Back to Summary]

Burst Segment	Number of Pulses	Chirp Width MHz	t1 usec	Pulse Width (t2) usec	t3 usec	t4 usec	t5 usec	Total Segment Length usec
1	1	10	216423	100	0	0	640619	857142
2	2	20	391862	81	1290	0	463828	857142
3	2	5	608131	71	1591	0	247278	857142
4	1	15	738182	97	0	0	118863	857142

This test report may be reproduced in full only. The document may only be updated by MiCOM Labs personnel. All changes will be noted in the Document History section of the report.



Title: Actiontec Electronics Inc WCB6240Q
To: FCC Part 15.407 & IC RSS-247 Issue 1
Serial #: ATEC09-U11c DFS Rev A
Issue Date: 27th October 2015
Page: 92 of 148

5	3	19	120681	53	1826	1325	733151	857142
6	3	9	522375	83	1562	1492	331464	857142
7	1	20	534544	85	0	0	322513	857142
8	3	11	297500	87	1688	1338	556355	857142
9	2	12	716524	89	1268	0	139172	857142
10	2	7	411691	81	1679	0	443610	857142
11	3	8	280962	55	1928	1581	572506	857142
12	2	9	302473	61	1815	0	552732	857142
13	2	18	636514	90	1532	0	218916	857142
14	1	20	347758	99	0	0	509285	857142

Type 5 #25 [Back to Summary]

Burst Segment	Number of Pulses	Chirp Width MHz	t1 usec	Pulse Width (t2) usec	t3 usec	t4 usec	t5 usec	Total Segment Length usec
1	3	10	319168	76	1715	1123	534908	857142
2	1	11	21057	65	0	0	836020	857142
3	1	5	696013	95	0	0	161034	857142
4	3	5	60068	72	1042	1393	794423	857142
5	1	13	852559	71	0	0	4512	857142
6	3	14	408686	99	1736	1093	445330	857142
7	2	9	734827	57	1957	0	120244	857142
8	2	8	817428	94	1457	0	38069	857142
9	2	18	187365	96	1790	0	667795	857142
10	2	5	251987	90	1624	0	603351	857142
11	1	14	287511	97	0	0	569534	857142
12	2	20	655867	76	1367	0	199756	857142
13	1	10	180591	89	0	0	676462	857142
14	3	20	813894	68	1609	1054	40381	857142

Type 5 #26 [Back to Summary]

Burst Segment	Number of Pulses	Chirp Width MHz	t1 usec	Pulse Width (t2) usec	t3 usec	t4 usec	t5 usec	Total Segment Length usec
1	2	14	461785	92	1437	0	536594	1000000
2	1	16	775577	78	0	0	224345	1000000
3	2	14	797685	59	1112	0	201085	1000000
4	2	13	618888	87	1938	0	379000	1000000
5	1	13	445522	80	0	0	554398	1000000
6	1	9	709293	59	0	0	290648	1000000
7	3	8	81003	71	1910	1732	915142	1000000
8	1	8	339087	86	0	0	660827	1000000
9	1	6	960758	94	0	0	39148	1000000
10	1	10	967743	80	0	0	32177	1000000

This test report may be reproduced in full only. The document may only be updated by MiCOM Labs personnel. All changes will be noted in the Document History section of the report.



Title: Actiontec Electronics Inc WCB6240Q
To: FCC Part 15.407 & IC RSS-247 Issue 1
Serial #: ATEC09-U11c DFS Rev A
Issue Date: 27th October 2015
Page: 93 of 148

11	1	11	494424	60	0	0	505516	1000000
12	2	15	619108	73	1435	0	379311	1000000

Type 5 #27 [Back to Summary]

Burst Segment	Number of Pulses	Chirp Width MHz	t1 usec	Pulse Width (t2) usec	t3 usec	t4 usec	t5 usec	Total Segment Length usec
1	1	9	176402	69	0	0	529411	705882
2	1	15	219049	78	0	0	486755	705882
3	2	12	565514	76	1490	0	138726	705882
4	1	11	270467	63	0	0	435352	705882
5	1	10	231590	78	0	0	474214	705882
6	3	10	208892	55	1991	1076	493758	705882
7	2	17	209471	90	1238	0	494993	705882
8	2	15	41191	79	1799	0	662734	705882
9	3	13	26470	85	1295	1956	675906	705882
10	3	16	161612	76	1407	1335	541300	705882
11	1	14	622025	53	0	0	83804	705882
12	1	7	199345	70	0	0	506467	705882
13	3	6	366273	63	1262	1260	336898	705882
14	3	7	295219	64	1029	1215	408227	705882
15	2	12	32816	67	1368	0	671564	705882
16	1	19	204781	68	0	0	501033	705882
17	3	15	386133	64	1963	1175	316419	705882

Type 5 #28 [Back to Summary]

Burst Segment	Number of Pulses	Chirp Width MHz	t1 usec	Pulse Width (t2) usec	t3 usec	t4 usec	t5 usec	Total Segment Length usec
1	2	8	361022	71	1195	0	343523	705882
2	2	15	172023	55	1597	0	532152	705882
3	1	9	379275	72	0	0	326535	705882
4	2	8	537440	84	1915	0	166359	705882
5	3	8	14177	80	1835	1171	688459	705882
6	1	6	687489	100	0	0	18293	705882
7	2	6	63868	65	1972	0	639912	705882
8	2	18	639334	87	1019	0	65355	705882
9	3	18	30175	61	1772	1803	671949	705882
10	3	17	335869	82	1461	1608	366698	705882
11	1	15	69220	71	0	0	636591	705882
12	2	5	174728	79	1175	0	529821	705882
13	2	15	665255	100	1166	0	39261	705882
14	3	7	604537	73	1889	1622	97615	705882

This test report may be reproduced in full only. The document may only be updated by MiCOM Labs personnel. All changes will be noted in the Document History section of the report.



Title: Actiontec Electronics Inc WCB6240Q
To: FCC Part 15.407 & IC RSS-247 Issue 1
Serial #: ATEC09-U11c DFS Rev A
Issue Date: 27th October 2015
Page: 94 of 148

15	1	18	482940	50	0	0	222892	705882
16	3	5	446811	73	1128	1082	256642	705882
17	1	10	671919	83	0	0	33880	705882

Type 5 #29 [Back to Summary]

Burst Segment	Number of Pulses	Chirp Width MHz	t1 usec	Pulse Width (t2) usec	t3 usec	t4 usec	t5 usec	Total Segment Length usec
1	3	20	842845	66	1254	1157	245455	1090909
2	3	11	658642	83	1226	1149	429643	1090909
3	3	12	912847	54	1468	1864	174568	1090909
4	3	5	353916	65	1599	1961	733238	1090909
5	3	19	308971	77	1092	1613	779002	1090909
6	1	8	754608	65	0	0	336236	1090909
7	1	7	691604	57	0	0	399248	1090909
8	2	10	420723	54	1348	0	668730	1090909
9	2	18	37133	81	1174	0	1052440	1090909
10	2	11	674702	58	1821	0	414270	1090909
11	2	6	726792	60	1365	0	362632	1090909

Type 5 #30 [Back to Summary]

Burst Segment	Number of Pulses	Chirp Width MHz	t1 usec	Pulse Width (t2) usec	t3 usec	t4 usec	t5 usec	Total Segment Length usec
1	2	17	142805	93	1046	0	855963	1000000
2	3	11	335855	92	1166	1819	660884	1000000
3	1	11	660206	61	0	0	339733	1000000
4	3	8	66497	85	1503	1702	930043	1000000
5	2	12	907072	94	1446	0	91294	1000000
6	2	14	200153	85	1479	0	798198	1000000
7	3	9	575280	75	1856	1225	421414	1000000
8	1	14	783552	62	0	0	216386	1000000
9	2	8	865207	50	1271	0	133422	1000000
10	1	20	669026	72	0	0	330902	1000000
11	2	18	259625	93	1965	0	738224	1000000
12	1	9	600252	100	0	0	399648	1000000

This test report may be reproduced in full only. The document may only be updated by MiCOM Labs personnel. All changes will be noted in the Document History section of the report.



Type 6 #1 [Back to Summary]									
This table contains a list of 100 hop frequencies, randomly selected from 5250-5724MHz in 1MHz steps									
#01-5361	#02-5431	#03-5321	#04-5640	#05-5576	#06-5543	#07-5518	#08-5629	#09-5688	#10-5496
#11-5456	#12-5440	#13-5434	#14-5710	#15-5696	#16-5686	#17-5533	#18-5424	#19-5565	#20-5351
#21-5525	#22-5612	#23-5281	#24-5596	#25-5677	#26-5704	#27-5410	#28-5682	#29-5504	#30-5272
#31-5545	#32-5365	#33-5397	#34-5583	#35-5254	#36-5336	#37-5550	#38-5557	#39-5402	#40-5585
#41-5355	#42-5689	#43-5499	#44-5377	#45-5312	#46-5674	#47-5687	#48-5661	#49-5400	#50-5275
#51-5259	#52-5473	#53-5399	#54-5449	#55-5383	#56-5560	#57-5375	#58-5666	#59-5676	#60-5340
#61-5292	#62-5706	#63-5610	#64-5385	#65-5700	#66-5271	#67-5282	#68-5490	#69-5493	#70-5506
#71-5316	#72-5347	#73-5549	#74-5641	#75-5461	#76-5719	#77-5482	#78-5608	#79-5372	#80-5573
#81-5505	#82-5594	#83-5530	#84-5274	#85-5631	#86-5414	#87-5263	#88-5408	#89-5335	#90-5692
#91-5327	#92-5611	#93-5589	#94-5368	#95-5509	#96-5491	#97-5691	#98-5333	#99-5389	#100-5679

Type 6 #2 [Back to Summary]									
This table contains a list of 100 hop frequencies, randomly selected from 5250-5724MHz in 1MHz steps									
#01-5646	#02-5566	#03-5617	#04-5484	#05-5317	#06-5375	#07-5644	#08-5252	#09-5450	#10-5673
#11-5283	#12-5356	#13-5466	#14-5606	#15-5586	#16-5342	#17-5302	#18-5664	#19-5463	#20-5430
#21-5493	#22-5641	#23-5595	#24-5567	#25-5693	#26-5570	#27-5588	#28-5332	#29-5538	#30-5577
#31-5250	#32-5455	#33-5575	#34-5478	#35-5433	#36-5264	#37-5655	#38-5670	#39-5282	#40-5415
#41-5458	#42-5492	#43-5379	#44-5483	#45-5424	#46-5487	#47-5292	#48-5629	#49-5599	#50-5280
#51-5412	#52-5650	#53-5499	#54-5403	#55-5649	#56-5271	#57-5642	#58-5349	#59-5530	#60-5306
#61-5645	#62-5637	#63-5345	#64-5626	#65-5615	#66-5378	#67-5572	#68-5357	#69-5632	#70-5298
#71-5696	#72-5251	#73-5512	#74-5267	#75-5333	#76-5519	#77-5545	#78-5427	#79-5663	#80-5547
#81-5563	#82-5529	#83-5325	#84-5509	#85-5717	#86-5263	#87-5571	#88-5477	#89-5359	#90-5579
#91-5544	#92-5582	#93-5533	#94-5260	#95-5307	#96-5437	#97-5648	#98-5504	#99-5601	#100-5528

Type 6 #3 [Back to Summary]									
This table contains a list of 100 hop frequencies, randomly selected from 5250-5724MHz in 1MHz steps									
#01-5401	#02-5386	#03-5253	#04-5558	#05-5555	#06-5446	#07-5485	#08-5467	#09-5698	#10-5523
#11-5445	#12-5346	#13-5539	#14-5302	#15-5498	#16-5580	#17-5399	#18-5510	#19-5404	#20-5664
#21-5408	#22-5396	#23-5479	#24-5448	#25-5475	#26-5710	#27-5699	#28-5535	#29-5370	#30-5476
#31-5623	#32-5308	#33-5653	#34-5522	#35-5648	#36-5372	#37-5713	#38-5429	#39-5265	#40-5281
#41-5598	#42-5320	#43-5606	#44-5484	#45-5348	#46-5486	#47-5719	#48-5306	#49-5451	#50-5288
#51-5387	#52-5350	#53-5662	#54-5369	#55-5254	#56-5632	#57-5530	#58-5333	#59-5569	#60-5471
#61-5675	#62-5347	#63-5625	#64-5418	#65-5266	#66-5378	#67-5376	#68-5591	#69-5694	#70-5495
#71-5373	#72-5316	#73-5338	#74-5515	#75-5714	#76-5716	#77-5643	#78-5298	#79-5438	#80-5682
#81-5715	#82-5403	#83-5465	#84-5433	#85-5420	#86-5534	#87-5647	#88-5384	#89-5584	#90-5685
#91-5318	#92-5702	#93-5652	#94-5360	#95-5585	#96-5617	#97-5701	#98-5595	#99-5464	#100-5637

Type 6 #4 [Back to Summary]									
This table contains a list of 100 hop frequencies, randomly selected from 5250-5724MHz in 1MHz steps									
#01-5429	#02-5343	#03-5578	#04-5553	#05-5627	#06-5428	#07-5283	#08-5390	#09-5427	#10-5588
#11-5460	#12-5636	#13-5407	#14-5598	#15-5324	#16-5563	#17-5394	#18-5364	#19-5381	#20-5385
#21-5389	#22-5646	#23-5263	#24-5715	#25-5662	#26-5308	#27-5370	#28-5592	#29-5706	#30-5371

This test report may be reproduced in full only. The document may only be updated by MiCOM Labs personnel. All changes will be noted in the Document History section of the report.



#31-5552	#32-5253	#33-5252	#34-5566	#35-5270	#36-5520	#37-5351	#38-5444	#39-5506	#40-5615
#41-5442	#42-5449	#43-5445	#44-5543	#45-5387	#46-5451	#47-5641	#48-5332	#49-5501	#50-5290
#51-5422	#52-5565	#53-5562	#54-5689	#55-5638	#56-5522	#57-5448	#58-5307	#59-5466	#60-5280
#61-5333	#62-5403	#63-5595	#64-5482	#65-5582	#66-5373	#67-5569	#68-5666	#69-5607	#70-5624
#71-5523	#72-5463	#73-5604	#74-5649	#75-5298	#76-5568	#77-5643	#78-5454	#79-5347	#80-5301
#81-5688	#82-5555	#83-5251	#84-5305	#85-5399	#86-5437	#87-5558	#88-5622	#89-5411	#90-5366
#91-5274	#92-5574	#93-5311	#94-5530	#95-5327	#96-5321	#97-5302	#98-5559	#99-5391	#100-5288

Type 6 #5 [Back to Summary]

This table contains a list of 100 hop frequencies, randomly selected from 5250-5724MHz in 1MHz steps

#01-5475	#02-5490	#03-5713	#04-5473	#05-5604	#06-5389	#07-5261	#08-5658	#09-5281	#10-5440
#11-5290	#12-5480	#13-5437	#14-5318	#15-5419	#16-5567	#17-5270	#18-5549	#19-5447	#20-5251
#21-5361	#22-5347	#23-5580	#24-5325	#25-5712	#26-5288	#27-5565	#28-5382	#29-5295	#30-5466
#31-5530	#32-5414	#33-5310	#34-5356	#35-5554	#36-5634	#37-5449	#38-5422	#39-5428	#40-5610
#41-5478	#42-5334	#43-5558	#44-5534	#45-5555	#46-5343	#47-5259	#48-5627	#49-5459	#50-5539
#51-5582	#52-5669	#53-5664	#54-5651	#55-5378	#56-5637	#57-5486	#58-5566	#59-5548	#60-5603
#61-5612	#62-5540	#63-5635	#64-5600	#65-5420	#66-5331	#67-5488	#68-5510	#69-5368	#70-5572
#71-5371	#72-5277	#73-5366	#74-5608	#75-5262	#76-5272	#77-5516	#78-5406	#79-5670	#80-5560
#81-5652	#82-5672	#83-5469	#84-5370	#85-5429	#86-5426	#87-5250	#88-5536	#89-5661	#90-5586
#91-5595	#92-5256	#93-5590	#94-5519	#95-5647	#96-5384	#97-5496	#98-5341	#99-5691	#100-5461

Type 6 #6 [Back to Summary]

This table contains a list of 100 hop frequencies, randomly selected from 5250-5724MHz in 1MHz steps

#01-5641	#02-5548	#03-5293	#04-5366	#05-5612	#06-5371	#07-5329	#08-5621	#09-5718	#10-5373
#11-5302	#12-5688	#13-5381	#14-5299	#15-5626	#16-5311	#17-5510	#18-5556	#19-5636	#20-5509
#21-5407	#22-5359	#23-5267	#24-5468	#25-5349	#26-5582	#27-5271	#28-5658	#29-5308	#30-5363
#31-5469	#32-5685	#33-5460	#34-5552	#35-5547	#36-5386	#37-5309	#38-5362	#39-5414	#40-5581
#41-5690	#42-5602	#43-5608	#44-5538	#45-5631	#46-5684	#47-5527	#48-5335	#49-5360	#50-5434
#51-5305	#52-5676	#53-5484	#54-5438	#55-5276	#56-5622	#57-5512	#58-5514	#59-5687	#60-5659
#61-5259	#62-5557	#63-5652	#64-5477	#65-5553	#66-5489	#67-5252	#68-5397	#69-5391	#70-5304
#71-5543	#72-5529	#73-5476	#74-5453	#75-5562	#76-5390	#77-5661	#78-5598	#79-5507	#80-5630
#81-5318	#82-5412	#83-5575	#84-5625	#85-5523	#86-5667	#87-5599	#88-5706	#89-5703	#90-5457
#91-5698	#92-5595	#93-5432	#94-5367	#95-5250	#96-5383	#97-5679	#98-5686	#99-5310	#100-5372

Type 6 #7 [Back to Summary]

This table contains a list of 100 hop frequencies, randomly selected from 5250-5724MHz in 1MHz steps

#01-5458	#02-5371	#03-5390	#04-5310	#05-5476	#06-5597	#07-5271	#08-5693	#09-5485	#10-5368
#11-5379	#12-5564	#13-5546	#14-5490	#15-5506	#16-5540	#17-5587	#18-5602	#19-5472	#20-5583
#21-5658	#22-5331	#23-5328	#24-5676	#25-5416	#26-5322	#27-5567	#28-5630	#29-5376	#30-5363
#31-5397	#32-5537	#33-5352	#34-5453	#35-5417	#36-5401	#37-5606	#38-5372	#39-5358	#40-5682
#41-5488	#42-5463	#43-5464	#44-5466	#45-5592	#46-5613	#47-5468	#48-5342	#49-5334	#50-5325
#51-5451	#52-5439	#53-5377	#54-5292	#55-5438	#56-5619	#57-5404	#58-5279	#59-5366	#60-5566
#61-5695	#62-5462	#63-5343	#64-5323	#65-5354	#66-5678	#67-5705	#68-5479	#69-5626	#70-5419
#71-5589	#72-5460	#73-5548	#74-5434	#75-5690	#76-5411	#77-5534	#78-5270	#79-5312	#80-5625

This test report may be reproduced in full only. The document may only be updated by MiCOM Labs personnel. All changes will be noted in the Document History section of the report.



#81-5264	#82-5290	#83-5359	#84-5398	#85-5711	#86-5692	#87-5329	#88-5565	#89-5646	#90-5341
#91-5494	#92-5624	#93-5380	#94-5519	#95-5528	#96-5361	#97-5580	#98-5686	#99-5550	#100-5269

Type 6 #8 [Back to Summary]

This table contains a list of 100 hop frequencies, randomly selected from 5250-5724MHz in 1MHz steps

#01-5509	#02-5428	#03-5703	#04-5321	#05-5695	#06-5314	#07-5679	#08-5282	#09-5351	#10-5633
#11-5354	#12-5562	#13-5329	#14-5283	#15-5720	#16-5529	#17-5718	#18-5511	#19-5284	#20-5310
#21-5497	#22-5501	#23-5345	#24-5560	#25-5417	#26-5639	#27-5411	#28-5297	#29-5645	#30-5457
#31-5325	#32-5719	#33-5506	#34-5655	#35-5420	#36-5640	#37-5721	#38-5264	#39-5610	#40-5614
#41-5715	#42-5585	#43-5520	#44-5543	#45-5440	#46-5495	#47-5368	#48-5333	#49-5367	#50-5318
#51-5651	#52-5489	#53-5257	#54-5393	#55-5628	#56-5306	#57-5627	#58-5632	#59-5362	#60-5442
#61-5425	#62-5578	#63-5486	#64-5334	#65-5502	#66-5359	#67-5328	#68-5514	#69-5269	#70-5424
#71-5608	#72-5510	#73-5484	#74-5289	#75-5599	#76-5448	#77-5641	#78-5654	#79-5561	#80-5516
#81-5389	#82-5574	#83-5472	#84-5498	#85-5572	#86-5276	#87-5261	#88-5665	#89-5522	#90-5410
#91-5667	#92-5356	#93-5303	#94-5699	#95-5288	#96-5528	#97-5631	#98-5471	#99-5353	#100-5279

Type 6 #9 [Back to Summary]

This table contains a list of 100 hop frequencies, randomly selected from 5250-5724MHz in 1MHz steps

#01-5583	#02-5711	#03-5702	#04-5525	#05-5651	#06-5286	#07-5254	#08-5587	#09-5253	#10-5467
#11-5332	#12-5317	#13-5574	#14-5632	#15-5446	#16-5356	#17-5712	#18-5323	#19-5347	#20-5542
#21-5341	#22-5647	#23-5600	#24-5477	#25-5585	#26-5667	#27-5495	#28-5582	#29-5276	#30-5722
#31-5648	#32-5706	#33-5331	#34-5376	#35-5251	#36-5701	#37-5596	#38-5373	#39-5663	#40-5379
#41-5493	#42-5714	#43-5561	#44-5616	#45-5696	#46-5678	#47-5724	#48-5593	#49-5507	#50-5483
#51-5500	#52-5255	#53-5461	#54-5491	#55-5313	#56-5351	#57-5662	#58-5424	#59-5425	#60-5311
#61-5405	#62-5469	#63-5409	#64-5335	#65-5492	#66-5506	#67-5445	#68-5366	#69-5675	#70-5413
#71-5572	#72-5658	#73-5289	#74-5505	#75-5627	#76-5324	#77-5517	#78-5472	#79-5642	#80-5564
#81-5624	#82-5288	#83-5422	#84-5672	#85-5601	#86-5699	#87-5489	#88-5262	#89-5457	#90-5610
#91-5435	#92-5468	#93-5398	#94-5378	#95-5367	#96-5550	#97-5570	#98-5298	#99-5643	#100-5691

Type 6 #10 [Back to Summary]

This table contains a list of 100 hop frequencies, randomly selected from 5250-5724MHz in 1MHz steps

#01-5643	#02-5518	#03-5368	#04-5503	#05-5654	#06-5434	#07-5721	#08-5491	#09-5565	#10-5653
#11-5443	#12-5545	#13-5340	#14-5668	#15-5252	#16-5533	#17-5438	#18-5333	#19-5645	#20-5672
#21-5489	#22-5620	#23-5446	#24-5449	#25-5479	#26-5671	#27-5400	#28-5647	#29-5322	#30-5658
#31-5562	#32-5504	#33-5404	#34-5482	#35-5559	#36-5553	#37-5344	#38-5690	#39-5294	#40-5507
#41-5275	#42-5577	#43-5287	#44-5423	#45-5547	#46-5584	#47-5560	#48-5459	#49-5364	#50-5451
#51-5272	#52-5321	#53-5644	#54-5273	#55-5707	#56-5284	#57-5324	#58-5419	#59-5369	#60-5257
#61-5509	#62-5708	#63-5268	#64-5414	#65-5573	#66-5301	#67-5717	#68-5499	#69-5342	#70-5523
#71-5576	#72-5663	#73-5424	#74-5627	#75-5634	#76-5701	#77-5349	#78-5586	#79-5335	#80-5448
#81-5595	#82-5481	#83-5332	#84-5563	#85-5422	#86-5269	#87-5521	#88-5650	#89-5500	#90-5490
#91-5593	#92-5259	#93-5699	#94-5711	#95-5592	#96-5311	#97-5366	#98-5511	#99-5421	#100-5383

This test report may be reproduced in full only. The document may only be updated by MiCOM Labs personnel. All changes will be noted in the Document History section of the report.



Type 6 #11 [Back to Summary]									
This table contains a list of 100 hop frequencies, randomly selected from 5250-5724MHz in 1MHz steps									
#01-5469	#02-5371	#03-5323	#04-5308	#05-5700	#06-5384	#07-5507	#08-5646	#09-5310	#10-5510
#11-5397	#12-5658	#13-5491	#14-5462	#15-5544	#16-5647	#17-5548	#18-5557	#19-5251	#20-5650
#21-5413	#22-5659	#23-5283	#24-5615	#25-5691	#26-5374	#27-5298	#28-5719	#29-5274	#30-5332
#31-5662	#32-5667	#33-5309	#34-5674	#35-5343	#36-5300	#37-5503	#38-5460	#39-5294	#40-5387
#41-5392	#42-5579	#43-5429	#44-5333	#45-5596	#46-5326	#47-5458	#48-5498	#49-5297	#50-5388
#51-5542	#52-5678	#53-5651	#54-5495	#55-5694	#56-5535	#57-5338	#58-5432	#59-5341	#60-5576
#61-5336	#62-5513	#63-5622	#64-5703	#65-5573	#66-5454	#67-5598	#68-5541	#69-5369	#70-5494
#71-5393	#72-5589	#73-5508	#74-5559	#75-5479	#76-5269	#77-5640	#78-5524	#79-5671	#80-5610
#81-5514	#82-5708	#83-5266	#84-5538	#85-5704	#86-5533	#87-5686	#88-5321	#89-5368	#90-5442
#91-5604	#92-5681	#93-5451	#94-5485	#95-5391	#96-5452	#97-5641	#98-5379	#99-5528	#100-5414

Type 6 #12 [Back to Summary]									
This table contains a list of 100 hop frequencies, randomly selected from 5250-5724MHz in 1MHz steps									
#01-5311	#02-5712	#03-5385	#04-5305	#05-5389	#06-5412	#07-5450	#08-5660	#09-5536	#10-5566
#11-5261	#12-5438	#13-5589	#14-5309	#15-5562	#16-5560	#17-5532	#18-5322	#19-5694	#20-5321
#21-5539	#22-5629	#23-5602	#24-5277	#25-5723	#26-5395	#27-5393	#28-5615	#29-5544	#30-5679
#31-5551	#32-5568	#33-5478	#34-5547	#35-5633	#36-5642	#37-5507	#38-5488	#39-5287	#40-5670
#41-5262	#42-5621	#43-5677	#44-5329	#45-5543	#46-5720	#47-5647	#48-5485	#49-5343	#50-5497
#51-5333	#52-5508	#53-5675	#54-5535	#55-5288	#56-5661	#57-5391	#58-5423	#59-5371	#60-5379
#61-5295	#62-5484	#63-5482	#64-5718	#65-5332	#66-5710	#67-5414	#68-5301	#69-5538	#70-5300
#71-5591	#72-5657	#73-5265	#74-5542	#75-5649	#76-5269	#77-5644	#78-5576	#79-5397	#80-5693
#81-5549	#82-5431	#83-5468	#84-5310	#85-5597	#86-5347	#87-5604	#88-5570	#89-5346	#90-5588
#91-5548	#92-5608	#93-5575	#94-5443	#95-5635	#96-5335	#97-5461	#98-5260	#99-5433	#100-5529

Type 6 #13 [Back to Summary]									
This table contains a list of 100 hop frequencies, randomly selected from 5250-5724MHz in 1MHz steps									
#01-5446	#02-5466	#03-5576	#04-5262	#05-5382	#06-5610	#07-5269	#08-5267	#09-5540	#10-5275
#11-5403	#12-5554	#13-5569	#14-5302	#15-5264	#16-5657	#17-5606	#18-5362	#19-5316	#20-5421
#21-5693	#22-5678	#23-5253	#24-5358	#25-5381	#26-5691	#27-5456	#28-5558	#29-5365	#30-5387
#31-5460	#32-5366	#33-5646	#34-5709	#35-5251	#36-5459	#37-5438	#38-5464	#39-5462	#40-5585
#41-5553	#42-5531	#43-5563	#44-5395	#45-5304	#46-5256	#47-5391	#48-5620	#49-5402	#50-5579
#51-5622	#52-5415	#53-5261	#54-5561	#55-5493	#56-5463	#57-5467	#58-5605	#59-5404	#60-5635
#61-5433	#62-5425	#63-5613	#64-5667	#65-5647	#66-5317	#67-5448	#68-5418	#69-5389	#70-5396
#71-5687	#72-5327	#73-5685	#74-5314	#75-5405	#76-5510	#77-5489	#78-5294	#79-5354	#80-5334
#81-5513	#82-5716	#83-5557	#84-5299	#85-5308	#86-5674	#87-5370	#88-5356	#89-5675	#90-5453
#91-5590	#92-5333	#93-5323	#94-5607	#95-5679	#96-5410	#97-5724	#98-5346	#99-5298	#100-5505

Type 6 #14 [Back to Summary]									
This table contains a list of 100 hop frequencies, randomly selected from 5250-5724MHz in 1MHz steps									
#01-5528	#02-5455	#03-5339	#04-5422	#05-5277	#06-5639	#07-5373	#08-5622	#09-5333	#10-5562
#11-5575	#12-5473	#13-5456	#14-5586	#15-5573	#16-5521	#17-5611	#18-5269	#19-5290	#20-5464
#21-5484	#22-5461	#23-5601	#24-5716	#25-5579	#26-5451	#27-5349	#28-5490	#29-5458	#30-5654

This test report may be reproduced in full only. The document may only be updated by MiCOM Labs personnel. All changes will be noted in the Document History section of the report.



#31-5638	#32-5370	#33-5465	#34-5279	#35-5568	#36-5693	#37-5502	#38-5342	#39-5441	#40-5551
#41-5555	#42-5506	#43-5496	#44-5384	#45-5472	#46-5549	#47-5400	#48-5538	#49-5402	#50-5305
#51-5558	#52-5271	#53-5316	#54-5348	#55-5567	#56-5540	#57-5608	#58-5414	#59-5404	#60-5649
#61-5257	#62-5720	#63-5557	#64-5254	#65-5552	#66-5358	#67-5651	#68-5653	#69-5680	#70-5355
#71-5493	#72-5445	#73-5703	#74-5525	#75-5417	#76-5365	#77-5485	#78-5314	#79-5632	#80-5440
#81-5687	#82-5714	#83-5595	#84-5659	#85-5516	#86-5626	#87-5668	#88-5391	#89-5352	#90-5571
#91-5267	#92-5376	#93-5476	#94-5396	#95-5462	#96-5430	#97-5475	#98-5457	#99-5645	#100-5361

Type 6 #15 [Back to Summary]									
This table contains a list of 100 hop frequencies, randomly selected from 5250-5724MHz in 1MHz steps									
#01-5473	#02-5580	#03-5371	#04-5572	#05-5264	#06-5519	#07-5721	#08-5289	#09-5413	#10-5391
#11-5350	#12-5530	#13-5594	#14-5682	#15-5424	#16-5385	#17-5672	#18-5694	#19-5511	#20-5577
#21-5508	#22-5475	#23-5319	#24-5477	#25-5534	#26-5667	#27-5679	#28-5660	#29-5260	#30-5582
#31-5712	#32-5347	#33-5576	#34-5490	#35-5265	#36-5537	#37-5669	#38-5612	#39-5399	#40-5394
#41-5312	#42-5407	#43-5601	#44-5276	#45-5671	#46-5381	#47-5505	#48-5255	#49-5339	#50-5509
#51-5675	#52-5556	#53-5690	#54-5354	#55-5302	#56-5345	#57-5455	#58-5292	#59-5403	#60-5533
#61-5362	#62-5433	#63-5268	#64-5499	#65-5666	#66-5611	#67-5441	#68-5309	#69-5544	#70-5367
#71-5515	#72-5351	#73-5598	#74-5293	#75-5412	#76-5536	#77-5423	#78-5654	#79-5645	#80-5322
#81-5286	#82-5516	#83-5318	#84-5525	#85-5635	#86-5485	#87-5573	#88-5548	#89-5352	#90-5683
#91-5254	#92-5638	#93-5488	#94-5353	#95-5607	#96-5564	#97-5369	#98-5623	#99-5449	#100-5439

Type 6 #16 [Back to Summary]									
This table contains a list of 100 hop frequencies, randomly selected from 5250-5724MHz in 1MHz steps									
#01-5717	#02-5589	#03-5480	#04-5258	#05-5539	#06-5292	#07-5289	#08-5593	#09-5424	#10-5482
#11-5460	#12-5325	#13-5642	#14-5674	#15-5698	#16-5281	#17-5376	#18-5592	#19-5627	#20-5721
#21-5264	#22-5557	#23-5346	#24-5530	#25-5379	#26-5308	#27-5654	#28-5584	#29-5535	#30-5271
#31-5597	#32-5630	#33-5327	#34-5661	#35-5405	#36-5476	#37-5284	#38-5364	#39-5508	#40-5484
#41-5496	#42-5582	#43-5562	#44-5570	#45-5404	#46-5633	#47-5533	#48-5547	#49-5385	#50-5410
#51-5492	#52-5603	#53-5708	#54-5360	#55-5614	#56-5587	#57-5420	#58-5565	#59-5598	#60-5287
#61-5600	#62-5624	#63-5513	#64-5462	#65-5505	#66-5298	#67-5574	#68-5673	#69-5542	#70-5446
#71-5629	#72-5270	#73-5301	#74-5715	#75-5300	#76-5495	#77-5640	#78-5418	#79-5455	#80-5512
#81-5381	#82-5398	#83-5475	#84-5618	#85-5285	#86-5719	#87-5392	#88-5255	#89-5596	#90-5657
#91-5343	#92-5448	#93-5283	#94-5648	#95-5644	#96-5361	#97-5643	#98-5251	#99-5311	#100-5299

Type 6 #17 [Back to Summary]									
This table contains a list of 100 hop frequencies, randomly selected from 5250-5724MHz in 1MHz steps									
#01-5328	#02-5339	#03-5682	#04-5322	#05-5470	#06-5537	#07-5649	#08-5662	#09-5683	#10-5593
#11-5395	#12-5276	#13-5294	#14-5381	#15-5313	#16-5279	#17-5405	#18-5538	#19-5679	#20-5399
#21-5441	#22-5348	#23-5369	#24-5448	#25-5516	#26-5266	#27-5572	#28-5707	#29-5528	#30-5500
#31-5454	#32-5536	#33-5463	#34-5302	#35-5309	#36-5518	#37-5546	#38-5540	#39-5432	#40-5467
#41-5318	#42-5252	#43-5511	#44-5316	#45-5403	#46-5627	#47-5584	#48-5615	#49-5681	#50-5354
#51-5296	#52-5637	#53-5583	#54-5705	#55-5664	#56-5563	#57-5598	#58-5678	#59-5520	#60-5327
#61-5343	#62-5666	#63-5465	#64-5556	#65-5329	#66-5253	#67-5486	#68-5723	#69-5497	#70-5656
#71-5373	#72-5501	#73-5397	#74-5582	#75-5382	#76-5362	#77-5364	#78-5712	#79-5342	#80-5571

This test report may be reproduced in full only. The document may only be updated by MiCOM Labs personnel. All changes will be noted in the Document History section of the report.



#81-5407	#82-5624	#83-5604	#84-5673	#85-5586	#86-5636	#87-5390	#88-5363	#89-5416	#90-5634
#91-5569	#92-5575	#93-5547	#94-5581	#95-5378	#96-5356	#97-5524	#98-5460	#99-5453	#100-5517

Type 6 #18 [Back to Summary]

This table contains a list of 100 hop frequencies, randomly selected from 5250-5724MHz in 1MHz steps

#01-5706	#02-5465	#03-5565	#04-5405	#05-5340	#06-5586	#07-5559	#08-5672	#09-5509	#10-5566
#11-5677	#12-5257	#13-5608	#14-5531	#15-5635	#16-5386	#17-5585	#18-5516	#19-5259	#20-5335
#21-5488	#22-5262	#23-5542	#24-5381	#25-5688	#26-5472	#27-5289	#28-5643	#29-5393	#30-5593
#31-5577	#32-5698	#33-5457	#34-5270	#35-5481	#36-5300	#37-5501	#38-5582	#39-5686	#40-5310
#41-5258	#42-5619	#43-5539	#44-5697	#45-5571	#46-5438	#47-5694	#48-5663	#49-5451	#50-5368
#51-5279	#52-5693	#53-5659	#54-5299	#55-5587	#56-5683	#57-5622	#58-5336	#59-5632	#60-5625
#61-5648	#62-5533	#63-5388	#64-5281	#65-5558	#66-5427	#67-5365	#68-5353	#69-5466	#70-5482
#71-5477	#72-5526	#73-5676	#74-5522	#75-5253	#76-5409	#77-5366	#78-5284	#79-5319	#80-5669
#81-5455	#82-5667	#83-5475	#84-5547	#85-5255	#86-5523	#87-5696	#88-5618	#89-5341	#90-5603
#91-5496	#92-5303	#93-5410	#94-5400	#95-5665	#96-5263	#97-5260	#98-5578	#99-5615	#100-5478

Type 6 #19 [Back to Summary]

This table contains a list of 100 hop frequencies, randomly selected from 5250-5724MHz in 1MHz steps

#01-5266	#02-5386	#03-5402	#04-5584	#05-5524	#06-5505	#07-5301	#08-5562	#09-5680	#10-5442
#11-5591	#12-5638	#13-5458	#14-5553	#15-5629	#16-5394	#17-5459	#18-5375	#19-5604	#20-5705
#21-5472	#22-5516	#23-5437	#24-5536	#25-5577	#26-5468	#27-5353	#28-5274	#29-5466	#30-5359
#31-5483	#32-5699	#33-5319	#34-5713	#35-5387	#36-5543	#37-5284	#38-5541	#39-5347	#40-5444
#41-5465	#42-5454	#43-5618	#44-5469	#45-5487	#46-5456	#47-5435	#48-5355	#49-5433	#50-5350
#51-5571	#52-5338	#53-5634	#54-5255	#55-5474	#56-5674	#57-5257	#58-5305	#59-5276	#60-5346
#61-5684	#62-5616	#63-5303	#64-5389	#65-5564	#66-5492	#67-5576	#68-5425	#69-5558	#70-5506
#71-5511	#72-5256	#73-5312	#74-5317	#75-5339	#76-5261	#77-5642	#78-5644	#79-5282	#80-5259
#81-5636	#82-5610	#83-5314	#84-5489	#85-5438	#86-5677	#87-5486	#88-5670	#89-5418	#90-5369
#91-5607	#92-5658	#93-5578	#94-5434	#95-5596	#96-5587	#97-5582	#98-5649	#99-5263	#100-5557

Type 6 #20 [Back to Summary]

This table contains a list of 100 hop frequencies, randomly selected from 5250-5724MHz in 1MHz steps

#01-5373	#02-5723	#03-5412	#04-5380	#05-5523	#06-5642	#07-5293	#08-5484	#09-5357	#10-5314
#11-5561	#12-5298	#13-5255	#14-5353	#15-5324	#16-5325	#17-5304	#18-5624	#19-5399	#20-5322
#21-5343	#22-5612	#23-5429	#24-5610	#25-5464	#26-5630	#27-5669	#28-5296	#29-5306	#30-5424
#31-5335	#32-5622	#33-5303	#34-5551	#35-5315	#36-5326	#37-5307	#38-5403	#39-5358	#40-5442
#41-5435	#42-5310	#43-5609	#44-5572	#45-5331	#46-5718	#47-5520	#48-5533	#49-5683	#50-5500
#51-5666	#52-5721	#53-5280	#54-5361	#55-5707	#56-5494	#57-5309	#58-5262	#59-5349	#60-5438
#61-5301	#62-5614	#63-5476	#64-5400	#65-5677	#66-5527	#67-5258	#68-5470	#69-5290	#70-5605
#71-5375	#72-5282	#73-5557	#74-5383	#75-5251	#76-5616	#77-5549	#78-5675	#79-5497	#80-5466
#81-5559	#82-5681	#83-5679	#84-5344	#85-5538	#86-5346	#87-5342	#88-5722	#89-5259	#90-5415
#91-5544	#92-5458	#93-5620	#94-5528	#95-5709	#96-5522	#97-5537	#98-5462	#99-5460	#100-5311

Type 6 #21 [Back to Summary]

This table contains a list of 100 hop frequencies, randomly selected from 5250-5724MHz in 1MHz steps

#01-5595	#02-5723	#03-5528	#04-5574	#05-5493	#06-5418	#07-5438	#08-5399	#09-5662	#10-5397
----------	----------	----------	----------	----------	----------	----------	----------	----------	----------

This test report may be reproduced in full only. The document may only be updated by MiCOM Labs personnel. All changes will be noted in the Document History section of the report.



#11-5641	#12-5444	#13-5619	#14-5257	#15-5304	#16-5629	#17-5432	#18-5376	#19-5668	#20-5512
#21-5378	#22-5273	#23-5392	#24-5563	#25-5517	#26-5720	#27-5270	#28-5691	#29-5703	#30-5685
#31-5253	#32-5349	#33-5437	#34-5522	#35-5400	#36-5495	#37-5295	#38-5650	#39-5632	#40-5309
#41-5455	#42-5267	#43-5628	#44-5263	#45-5250	#46-5521	#47-5654	#48-5618	#49-5354	#50-5336
#51-5516	#52-5523	#53-5466	#54-5699	#55-5386	#56-5260	#57-5701	#58-5422	#59-5684	#60-5568
#61-5394	#62-5541	#63-5549	#64-5459	#65-5383	#66-5387	#67-5450	#68-5286	#69-5569	#70-5318
#71-5543	#72-5374	#73-5660	#74-5503	#75-5473	#76-5335	#77-5581	#78-5642	#79-5558	#80-5346
#81-5695	#82-5547	#83-5264	#84-5485	#85-5319	#86-5478	#87-5464	#88-5350	#89-5612	#90-5598
#91-5439	#92-5311	#93-5276	#94-5484	#95-5610	#96-5479	#97-5678	#98-5406	#99-5262	#100-5324

Type 6 #22 [Back to Summary]

This table contains a list of 100 hop frequencies, randomly selected from 5250-5724MHz in 1MHz steps

#01-5447	#02-5427	#03-5670	#04-5395	#05-5599	#06-5711	#07-5477	#08-5707	#09-5453	#10-5461
#11-5637	#12-5614	#13-5623	#14-5318	#15-5697	#16-5547	#17-5334	#18-5693	#19-5655	#20-5501
#21-5574	#22-5314	#23-5426	#24-5411	#25-5260	#26-5575	#27-5281	#28-5328	#29-5393	#30-5548
#31-5390	#32-5252	#33-5410	#34-5596	#35-5301	#36-5518	#37-5340	#38-5476	#39-5625	#40-5370
#41-5353	#42-5710	#43-5331	#44-5399	#45-5386	#46-5585	#47-5622	#48-5657	#49-5594	#50-5429
#51-5485	#52-5475	#53-5383	#54-5250	#55-5508	#56-5385	#57-5273	#58-5347	#59-5445	#60-5629
#61-5310	#62-5638	#63-5496	#64-5612	#65-5462	#66-5646	#67-5278	#68-5719	#69-5466	#70-5279
#71-5380	#72-5470	#73-5344	#74-5261	#75-5598	#76-5714	#77-5716	#78-5369	#79-5524	#80-5368
#81-5639	#82-5491	#83-5660	#84-5300	#85-5259	#86-5680	#87-5528	#88-5650	#89-5449	#90-5418
#91-5627	#92-5499	#93-5373	#94-5425	#95-5687	#96-5446	#97-5355	#98-5254	#99-5305	#100-5630

Type 6 #23 [Back to Summary]

This table contains a list of 100 hop frequencies, randomly selected from 5250-5724MHz in 1MHz steps

#01-5497	#02-5511	#03-5283	#04-5355	#05-5325	#06-5483	#07-5519	#08-5581	#09-5370	#10-5527
#11-5709	#12-5595	#13-5268	#14-5289	#15-5263	#16-5476	#17-5454	#18-5271	#19-5402	#20-5651
#21-5358	#22-5349	#23-5591	#24-5541	#25-5377	#26-5491	#27-5649	#28-5406	#29-5443	#30-5386
#31-5655	#32-5407	#33-5395	#34-5487	#35-5418	#36-5419	#37-5423	#38-5574	#39-5690	#40-5389
#41-5623	#42-5296	#43-5378	#44-5570	#45-5440	#46-5371	#47-5611	#48-5560	#49-5673	#50-5694
#51-5625	#52-5708	#53-5627	#54-5703	#55-5388	#56-5412	#57-5416	#58-5538	#59-5717	#60-5586
#61-5363	#62-5596	#63-5552	#64-5449	#65-5505	#66-5569	#67-5302	#68-5604	#69-5305	#70-5278
#71-5312	#72-5695	#73-5351	#74-5255	#75-5338	#76-5457	#77-5473	#78-5486	#79-5672	#80-5504
#81-5256	#82-5252	#83-5610	#84-5626	#85-5698	#86-5510	#87-5632	#88-5394	#89-5699	#90-5612
#91-5647	#92-5356	#93-5354	#94-5642	#95-5270	#96-5652	#97-5614	#98-5675	#99-5441	#100-5436

Type 6 #24 [Back to Summary]

This table contains a list of 100 hop frequencies, randomly selected from 5250-5724MHz in 1MHz steps

#01-5667	#02-5362	#03-5498	#04-5630	#05-5639	#06-5473	#07-5648	#08-5297	#09-5282	#10-5406
#11-5589	#12-5566	#13-5417	#14-5703	#15-5331	#16-5460	#17-5492	#18-5405	#19-5551	#20-5296
#21-5463	#22-5333	#23-5372	#24-5353	#25-5556	#26-5465	#27-5270	#28-5615	#29-5466	#30-5273
#31-5539	#32-5581	#33-5423	#34-5683	#35-5585	#36-5278	#37-5605	#38-5717	#39-5645	#40-5300
#41-5564	#42-5614	#43-5675	#44-5351	#45-5512	#46-5474	#47-5291	#48-5570	#49-5403	#50-5432
#51-5349	#52-5698	#53-5584	#54-5375	#55-5527	#56-5257	#57-5628	#58-5407	#59-5541	#60-5382

This test report may be reproduced in full only. The document may only be updated by MiCOM Labs personnel. All changes will be noted in the Document History section of the report.



#61-5299	#62-5710	#63-5719	#64-5471	#65-5431	#66-5612	#67-5412	#68-5720	#69-5624	#70-5444
#71-5548	#72-5271	#73-5565	#74-5424	#75-5461	#76-5283	#77-5482	#78-5450	#79-5721	#80-5328
#81-5634	#82-5638	#83-5397	#84-5323	#85-5542	#86-5301	#87-5480	#88-5696	#89-5545	#90-5483
#91-5390	#92-5354	#93-5686	#94-5251	#95-5558	#96-5454	#97-5670	#98-5507	#99-5279	#100-5478

Type 6 #25 [Back to Summary]

This table contains a list of 100 hop frequencies, randomly selected from 5250-5724MHz in 1MHz steps

#01-5518	#02-5645	#03-5474	#04-5528	#05-5534	#06-5502	#07-5716	#08-5573	#09-5466	#10-5370
#11-5255	#12-5695	#13-5288	#14-5575	#15-5402	#16-5324	#17-5490	#18-5463	#19-5594	#20-5663
#21-5378	#22-5376	#23-5684	#24-5679	#25-5523	#26-5366	#27-5632	#28-5329	#29-5668	#30-5461
#31-5541	#32-5513	#33-5650	#34-5299	#35-5687	#36-5350	#37-5599	#38-5418	#39-5261	#40-5706
#41-5718	#42-5504	#43-5582	#44-5269	#45-5286	#46-5384	#47-5648	#48-5401	#49-5406	#50-5379
#51-5430	#52-5294	#53-5409	#54-5437	#55-5349	#56-5392	#57-5686	#58-5520	#59-5254	#60-5417
#61-5636	#62-5630	#63-5554	#64-5714	#65-5613	#66-5301	#67-5449	#68-5322	#69-5451	#70-5669
#71-5598	#72-5519	#73-5664	#74-5643	#75-5389	#76-5443	#77-5481	#78-5538	#79-5281	#80-5497
#81-5353	#82-5462	#83-5674	#84-5544	#85-5388	#86-5413	#87-5569	#88-5361	#89-5332	#90-5577
#91-5439	#92-5339	#93-5659	#94-5354	#95-5655	#96-5357	#97-5567	#98-5521	#99-5493	#100-5475

Type 6 #26 [Back to Summary]

This table contains a list of 100 hop frequencies, randomly selected from 5250-5724MHz in 1MHz steps

#01-5598	#02-5271	#03-5602	#04-5589	#05-5699	#06-5363	#07-5712	#08-5342	#09-5697	#10-5307
#11-5556	#12-5289	#13-5318	#14-5638	#15-5369	#16-5633	#17-5607	#18-5502	#19-5586	#20-5724
#21-5666	#22-5475	#23-5348	#24-5300	#25-5508	#26-5692	#27-5544	#28-5648	#29-5654	#30-5557
#31-5693	#32-5449	#33-5671	#34-5367	#35-5452	#36-5548	#37-5594	#38-5722	#39-5344	#40-5507
#41-5604	#42-5382	#43-5430	#44-5620	#45-5444	#46-5441	#47-5535	#48-5684	#49-5268	#50-5631
#51-5656	#52-5521	#53-5503	#54-5539	#55-5440	#56-5395	#57-5418	#58-5459	#59-5299	#60-5377
#61-5531	#62-5587	#63-5565	#64-5371	#65-5520	#66-5642	#67-5335	#68-5262	#69-5505	#70-5492
#71-5467	#72-5312	#73-5343	#74-5516	#75-5613	#76-5498	#77-5353	#78-5321	#79-5695	#80-5538
#81-5311	#82-5698	#83-5265	#84-5570	#85-5673	#86-5258	#87-5404	#88-5576	#89-5650	#90-5297
#91-5555	#92-5254	#93-5624	#94-5645	#95-5305	#96-5322	#97-5617	#98-5488	#99-5389	#100-5593

Type 6 #27 [Back to Summary]

This table contains a list of 100 hop frequencies, randomly selected from 5250-5724MHz in 1MHz steps

#01-5428	#02-5585	#03-5272	#04-5551	#05-5622	#06-5315	#07-5387	#08-5574	#09-5407	#10-5717
#11-5525	#12-5591	#13-5356	#14-5675	#15-5694	#16-5326	#17-5583	#18-5653	#19-5566	#20-5420
#21-5482	#22-5338	#23-5268	#24-5596	#25-5558	#26-5425	#27-5432	#28-5336	#29-5273	#30-5299
#31-5647	#32-5690	#33-5396	#34-5392	#35-5337	#36-5710	#37-5577	#38-5679	#39-5634	#40-5706
#41-5572	#42-5632	#43-5369	#44-5438	#45-5695	#46-5648	#47-5286	#48-5560	#49-5547	#50-5563
#51-5361	#52-5339	#53-5567	#54-5401	#55-5718	#56-5446	#57-5607	#58-5684	#59-5487	#60-5384
#61-5667	#62-5603	#63-5626	#64-5685	#65-5532	#66-5606	#67-5340	#68-5255	#69-5699	#70-5510
#71-5500	#72-5491	#73-5476	#74-5370	#75-5459	#76-5462	#77-5505	#78-5659	#79-5464	#80-5350
#81-5376	#82-5284	#83-5303	#84-5495	#85-5559	#86-5584	#87-5703	#88-5468	#89-5437	#90-5689
#91-5536	#92-5412	#93-5292	#94-5670	#95-5333	#96-5565	#97-5302	#98-5586	#99-5456	#100-5650

This test report may be reproduced in full only. The document may only be updated by MiCOM Labs personnel. All changes will be noted in the Document History section of the report.



Type 6 #28 [Back to Summary]									
This table contains a list of 100 hop frequencies, randomly selected from 5250-5724MHz in 1MHz steps									
#01-5597	#02-5711	#03-5394	#04-5428	#05-5438	#06-5449	#07-5452	#08-5502	#09-5499	#10-5651
#11-5479	#12-5361	#13-5506	#14-5396	#15-5467	#16-5253	#17-5560	#18-5282	#19-5303	#20-5709
#21-5558	#22-5454	#23-5300	#24-5463	#25-5353	#26-5576	#27-5604	#28-5509	#29-5324	#30-5423
#31-5455	#32-5288	#33-5634	#34-5495	#35-5496	#36-5279	#37-5713	#38-5486	#39-5286	#40-5329
#41-5658	#42-5655	#43-5414	#44-5661	#45-5368	#46-5562	#47-5466	#48-5553	#49-5518	#50-5309
#51-5665	#52-5289	#53-5507	#54-5344	#55-5690	#56-5334	#57-5598	#58-5573	#59-5718	#60-5425
#61-5478	#62-5273	#63-5322	#64-5409	#65-5696	#66-5419	#67-5314	#68-5252	#69-5315	#70-5635
#71-5720	#72-5521	#73-5374	#74-5366	#75-5532	#76-5664	#77-5639	#78-5485	#79-5671	#80-5582
#81-5594	#82-5662	#83-5703	#84-5693	#85-5672	#86-5712	#87-5464	#88-5530	#89-5670	#90-5365
#91-5637	#92-5586	#93-5583	#94-5541	#95-5393	#96-5402	#97-5551	#98-5399	#99-5669	#100-5492

Type 6 #29 [Back to Summary]									
This table contains a list of 100 hop frequencies, randomly selected from 5250-5724MHz in 1MHz steps									
#01-5382	#02-5702	#03-5408	#04-5395	#05-5683	#06-5337	#07-5296	#08-5567	#09-5608	#10-5335
#11-5343	#12-5628	#13-5462	#14-5709	#15-5679	#16-5508	#17-5307	#18-5675	#19-5722	#20-5250
#21-5660	#22-5523	#23-5456	#24-5673	#25-5373	#26-5387	#27-5339	#28-5528	#29-5430	#30-5292
#31-5459	#32-5554	#33-5274	#34-5429	#35-5579	#36-5487	#37-5371	#38-5524	#39-5406	#40-5549
#41-5674	#42-5269	#43-5692	#44-5489	#45-5637	#46-5289	#47-5412	#48-5438	#49-5618	#50-5494
#51-5502	#52-5401	#53-5669	#54-5557	#55-5584	#56-5495	#57-5272	#58-5546	#59-5723	#60-5492
#61-5566	#62-5601	#63-5514	#64-5604	#65-5283	#66-5379	#67-5442	#68-5386	#69-5507	#70-5518
#71-5422	#72-5300	#73-5640	#74-5556	#75-5632	#76-5433	#77-5460	#78-5347	#79-5652	#80-5536
#81-5682	#82-5402	#83-5330	#84-5596	#85-5720	#86-5716	#87-5585	#88-5551	#89-5431	#90-5606
#91-5376	#92-5700	#93-5256	#94-5282	#95-5721	#96-5482	#97-5711	#98-5708	#99-5704	#100-5641

Type 6 #30 [Back to Summary]									
This table contains a list of 100 hop frequencies, randomly selected from 5250-5724MHz in 1MHz steps									
#01-5277	#02-5588	#03-5276	#04-5536	#05-5448	#06-5321	#07-5403	#08-5575	#09-5293	#10-5643
#11-5361	#12-5523	#13-5411	#14-5383	#15-5450	#16-5474	#17-5255	#18-5658	#19-5596	#20-5594
#21-5283	#22-5429	#23-5684	#24-5458	#25-5427	#26-5341	#27-5619	#28-5343	#29-5303	#30-5698
#31-5423	#32-5437	#33-5680	#34-5693	#35-5378	#36-5610	#37-5690	#38-5387	#39-5480	#40-5278
#41-5280	#42-5333	#43-5279	#44-5484	#45-5570	#46-5624	#47-5521	#48-5257	#49-5706	#50-5300
#51-5358	#52-5273	#53-5607	#54-5572	#55-5629	#56-5542	#57-5359	#58-5356	#59-5426	#60-5310
#61-5522	#62-5481	#63-5670	#64-5663	#65-5336	#66-5456	#67-5415	#68-5289	#69-5520	#70-5365
#71-5566	#72-5252	#73-5346	#74-5654	#75-5667	#76-5496	#77-5719	#78-5546	#79-5296	#80-5554
#81-5647	#82-5314	#83-5413	#84-5322	#85-5370	#86-5318	#87-5581	#88-5483	#89-5576	#90-5649
#91-5398	#92-5364	#93-5459	#94-5449	#95-5394	#96-5504	#97-5717	#98-5432	#99-5604	#100-5476

This test report may be reproduced in full only. The document may only be updated by MiCOM Labs personnel. All changes will be noted in the Document History section of the report.



Type 5 #1 [Back to Summary]

Burst Segment	Number of Pulses	Chirp Width MHz	t1 usec	Pulse Width (t2) usec	t3 usec	t4 usec	t5 usec	Total Segment Length usec
1	1	19	1162830	100	0	0	337070	1500000
2	3	20	179081	50	1045	1027	1318697	1500000
3	2	16	1477951	51	1709	0	20238	1500000
4	1	16	1165735	61	0	0	334204	1500000
5	1	6	395436	51	0	0	1104513	1500000
6	1	11	794906	53	0	0	705041	1500000
7	3	18	1400336	89	1324	1929	96144	1500000
8	1	10	92300	84	0	0	1407616	1500000

Type 5 #2 [Back to Summary]

Burst Segment	Number of Pulses	Chirp Width MHz	t1 usec	Pulse Width (t2) usec	t3 usec	t4 usec	t5 usec	Total Segment Length usec
1	1	11	154949	90	0	0	935870	1090909
2	1	20	570387	86	0	0	520436	1090909
3	2	5	235239	98	1605	0	853869	1090909
4	2	11	1088903	84	1040	0	798	1090909
5	3	16	162043	92	1402	1485	925703	1090909
6	1	17	719312	60	0	0	371537	1090909
7	1	5	682168	75	0	0	408666	1090909
8	1	15	1072544	99	0	0	18266	1090909
9	3	18	591262	94	1553	1087	496725	1090909
10	3	18	762602	80	1162	1606	325299	1090909
11	1	7	749016	75	0	0	341818	1090909

Type 5 #3 [Back to Summary]

Burst Segment	Number of Pulses	Chirp Width MHz	t1 usec	Pulse Width (t2) usec	t3 usec	t4 usec	t5 usec	Total Segment Length usec
1	1	15	231599	78	0	0	518323	750000
2	1	5	686609	94	0	0	63297	750000
3	2	19	285639	71	1919	0	462300	750000
4	2	20	569351	62	1696	0	178829	750000
5	1	7	558951	56	0	0	190993	750000
6	1	19	239931	70	0	0	509999	750000
7	1	6	306818	80	0	0	443102	750000
8	2	10	740746	68	1999	0	7119	750000
9	2	15	10917	51	1431	0	737550	750000
10	3	17	500535	82	1118	1085	247016	750000

This test report may be reproduced in full only. The document may only be updated by MiCOM Labs personnel. All changes will be noted in the Document History section of the report.



Title: Actiontec Electronics Inc WCB6240Q
To: FCC Part 15.407 & IC RSS-247 Issue 1
Serial #: ATEC09-U11c DFS Rev A
Issue Date: 27th October 2015
Page: 105 of 148

11	2	10	415071	89	1735	0	333016	750000
12	3	13	290644	100	1444	1484	456128	750000
13	1	19	559684	71	0	0	190245	750000
14	2	19	410722	91	1833	0	337263	750000
15	2	11	706257	69	1836	0	41769	750000
16	1	7	226938	66	0	0	522996	750000

Type 5 #4 [Back to Summary]

Burst Segment	Number of Pulses	Chirp Width MHz	t1 usec	Pulse Width (t2) usec	t3 usec	t4 usec	t5 usec	Total Segment Length usec
1	3	10	270897	52	1227	1873	525847	800000
2	1	18	677530	68	0	0	122402	800000
3	2	13	18854	89	1507	0	779461	800000
4	3	13	650386	63	1268	1377	146780	800000
5	3	13	304770	64	1087	1064	492887	800000
6	2	13	666406	90	1415	0	131999	800000
7	1	12	273735	95	0	0	526170	800000
8	3	5	367652	59	1406	1207	429558	800000
9	1	7	644261	100	0	0	155639	800000
10	3	17	651621	95	1149	1759	145186	800000
11	3	16	625550	97	1172	1762	171225	800000
12	1	20	575198	91	0	0	224711	800000
13	2	11	415598	66	1542	0	382728	800000
14	2	15	61879	50	1890	0	736131	800000
15	2	7	598255	93	1355	0	200204	800000

Type 5 #5 [Back to Summary]

Burst Segment	Number of Pulses	Chirp Width MHz	t1 usec	Pulse Width (t2) usec	t3 usec	t4 usec	t5 usec	Total Segment Length usec
1	2	8	773369	64	1494	0	315918	1090909
2	2	14	360153	89	1955	0	728623	1090909
3	1	14	131274	66	0	0	959569	1090909
4	1	12	532158	62	0	0	558689	1090909
5	3	13	188474	88	1630	1285	899256	1090909
6	3	9	19538	56	1681	1351	1068171	1090909
7	3	11	933966	69	1462	1421	153853	1090909
8	2	5	593682	73	1928	0	495153	1090909
9	3	8	109485	79	1486	1702	977999	1090909
10	3	8	503310	51	1413	1682	584351	1090909
11	3	16	678900	88	1997	1062	408686	1090909

This test report may be reproduced in full only. The document may only be updated by MiCOM Labs personnel. All changes will be noted in the Document History section of the report.



Type 5 #6 [Back to Summary]								
Burst Segment	Number of Pulses	Chirp Width MHz	t1 usec	Pulse Width (t2) usec	t3 usec	t4 usec	t5 usec	Total Segment Length usec
1	2	8	458840	54	1937	0	339115	800000
2	3	6	528588	95	1700	1186	268241	800000
3	3	20	34322	74	1207	1719	762530	800000
4	1	7	23973	85	0	0	775942	800000
5	2	6	58785	83	1604	0	739445	800000
6	3	16	406947	71	1687	1862	389291	800000
7	3	13	518283	71	1451	1589	278464	800000
8	2	17	55501	85	1982	0	742347	800000
9	3	11	628561	78	1203	1499	168503	800000
10	1	19	299594	85	0	0	500321	800000
11	2	19	100663	78	1446	0	697735	800000
12	1	19	373333	75	0	0	426592	800000
13	2	10	115833	50	1152	0	682915	800000
14	1	17	103336	71	0	0	696593	800000
15	2	20	38382	74	1360	0	760110	800000

Type 5 #7 [Back to Summary]								
-----------------------------	--	--	--	--	--	--	--	--

Burst Segment	Number of Pulses	Chirp Width MHz	t1 usec	Pulse Width (t2) usec	t3 usec	t4 usec	t5 usec	Total Segment Length usec
1	3	7	586791	78	1871	1413	332767	923076
2	3	20	810202	100	1136	1384	110054	923076
3	2	12	104521	50	1318	0	817137	923076
4	3	14	381786	67	1057	1523	538509	923076
5	1	6	29544	57	0	0	893475	923076
6	3	11	461397	65	1377	1095	459012	923076
7	2	14	581737	82	1157	0	340018	923076
8	2	16	335772	92	1016	0	586104	923076
9	1	7	702890	88	0	0	220098	923076
10	3	6	17146	83	1367	1189	903125	923076
11	2	9	821741	68	1138	0	100061	923076
12	3	14	495184	66	1791	1698	424205	923076
13	3	11	819113	64	1186	1361	101224	923076

Type 5 #8 [Back to Summary]								
-----------------------------	--	--	--	--	--	--	--	--

Burst Segment	Number of Pulses	Chirp Width MHz	t1 usec	Pulse Width (t2) usec	t3 usec	t4 usec	t5 usec	Total Segment Length usec
1	2	13	48526	67	1866	0	1149474	1200000
2	1	13	1182969	70	0	0	16961	1200000

This test report may be reproduced in full only. The document may only be updated by MiCOM Labs personnel. All changes will be noted in the Document History section of the report.



Title: Actiontec Electronics Inc WCB6240Q
To: FCC Part 15.407 & IC RSS-247 Issue 1
Serial #: ATEC09-U11c DFS Rev A
Issue Date: 27th October 2015
Page: 107 of 148

3	1	8	268537	64	0	0	931399	1200000
4	1	6	38995	59	0	0	1160946	1200000
5	1	11	318624	68	0	0	881308	1200000
6	3	8	987933	57	1924	1318	208654	1200000
7	1	17	689796	74	0	0	510130	1200000
8	2	19	1020450	89	1885	0	177487	1200000
9	2	10	885923	80	1120	0	312797	1200000
10	2	5	668936	87	1325	0	529565	1200000

Type 5 #9 [Back to Summary]

Burst Segment	Number of Pulses	Chirp Width MHz	t1 usec	Pulse Width (t2) usec	t3 usec	t4 usec	t5 usec	Total Segment Length usec
1	2	8	69874	79	1346	0	785764	857142
2	3	19	248061	73	1567	1200	606095	857142
3	3	10	167882	86	1142	1049	686811	857142
4	3	12	287155	95	1310	1170	567222	857142
5	2	17	595437	71	1245	0	260318	857142
6	3	7	721048	59	1897	1365	132655	857142
7	2	9	421950	84	1443	0	433581	857142
8	2	5	557870	66	1317	0	297823	857142
9	1	14	675360	83	0	0	181699	857142
10	2	13	372696	66	1267	0	483047	857142
11	1	10	201457	58	0	0	655627	857142
12	2	9	649397	96	1750	0	205803	857142
13	3	6	749137	69	1393	1576	104829	857142
14	3	17	422191	73	1754	1251	431727	857142

Type 5 #10 [Back to Summary]

Burst Segment	Number of Pulses	Chirp Width MHz	t1 usec	Pulse Width (t2) usec	t3 usec	t4 usec	t5 usec	Total Segment Length usec
1	1	15	474808	93	0	0	858432	1333333
2	3	12	867160	59	1099	1577	463320	1333333
3	3	9	599275	73	1681	1027	731131	1333333
4	2	8	747798	76	1646	0	583737	1333333
5	1	14	1095784	97	0	0	237452	1333333
6	1	17	186088	86	0	0	1147159	1333333
7	2	5	1287199	89	1942	0	44014	1333333
8	3	13	161173	73	1283	1150	1169508	1333333
9	1	11	973178	83	0	0	360072	1333333

This test report may be reproduced in full only. The document may only be updated by MiCOM Labs personnel. All changes will be noted in the Document History section of the report.



Title: Actiontec Electronics Inc WCB6240Q
To: FCC Part 15.407 & IC RSS-247 Issue 1
Serial #: ATEC09-U11c DFS Rev A
Issue Date: 27th October 2015
Page: 108 of 148

Type 5 #11 [Back to Summary]

Burst Segment	Number of Pulses	Chirp Width MHz	t1 usec	Pulse Width (t2) usec	t3 usec	t4 usec	t5 usec	Total Segment Length usec
1	3	8	194096	65	1964	1006	1002739	1200000
2	1	18	688194	53	0	0	511753	1200000
3	1	6	641029	96	0	0	558875	1200000
4	3	15	1043369	73	1960	1042	153410	1200000
5	3	9	1076211	76	1810	1566	120185	1200000
6	2	6	1080443	69	1352	0	118067	1200000
7	2	10	926127	60	1890	0	271863	1200000
8	2	7	660996	92	1372	0	537448	1200000
9	3	11	531661	54	1597	1545	665035	1200000
10	3	15	453707	73	1633	1701	742740	1200000

Type 5 #12 [Back to Summary]

Burst Segment	Number of Pulses	Chirp Width MHz	t1 usec	Pulse Width (t2) usec	t3 usec	t4 usec	t5 usec	Total Segment Length usec
1	2	5	250193	70	1386	0	379859	631578
2	1	18	623396	91	0	0	8091	631578
3	2	15	469516	84	1711	0	160183	631578
4	2	19	520415	96	1827	0	109144	631578
5	3	19	133749	66	1428	1903	494300	631578
6	1	14	571828	73	0	0	59677	631578
7	2	8	219197	86	1217	0	410992	631578
8	3	17	16361	74	1142	1437	612416	631578
9	2	20	454338	85	1595	0	175475	631578
10	3	16	465382	92	1104	1561	163255	631578
11	3	16	617782	94	1538	1490	10486	631578
12	1	11	411584	58	0	0	219936	631578
13	1	14	491331	98	0	0	140149	631578
14	2	10	104513	73	1759	0	525160	631578
15	1	11	505579	89	0	0	125910	631578
16	1	19	526142	81	0	0	105355	631578
17	1	7	477814	64	0	0	153700	631578
18	2	15	205985	67	1912	0	423547	631578
19	2	12	405536	91	1495	0	224365	631578

This test report may be reproduced in full only. The document may only be updated by MiCOM Labs personnel. All changes will be noted in the Document History section of the report.



Title: Actiontec Electronics Inc WCB6240Q
To: FCC Part 15.407 & IC RSS-247 Issue 1
Serial #: ATEC09-U11c DFS Rev A
Issue Date: 27th October 2015
Page: 109 of 148

Type 5 #13 [Back to Summary]

Burst Segment	Number of Pulses	Chirp Width MHz	t1 usec	Pulse Width (t2) usec	t3 usec	t4 usec	t5 usec	Total Segment Length usec
1	1	10	449689	69	0	0	150242	600000
2	2	9	282035	91	1460	0	316323	600000
3	3	11	43660	97	1957	1417	552675	600000
4	2	14	557577	96	1150	0	41081	600000
5	3	19	547068	59	1742	1604	49409	600000
6	3	20	400577	57	1553	1262	196437	600000
7	2	10	478621	91	1426	0	119771	600000
8	3	5	426639	76	1932	1833	169368	600000
9	3	19	151521	78	1709	1495	445041	600000
10	3	19	53004	95	1345	1713	543653	600000
11	3	14	567840	74	1146	1471	29321	600000
12	1	19	406309	76	0	0	193615	600000
13	1	7	52993	95	0	0	546912	600000
14	2	5	80266	90	1047	0	518507	600000
15	1	12	46813	52	0	0	553135	600000
16	1	8	222886	84	0	0	377030	600000
17	3	15	474855	51	1340	1326	122326	600000
18	3	20	33665	73	1220	1727	563169	600000
19	1	10	478332	92	0	0	121576	600000
20	1	5	340072	64	0	0	259864	600000

Type 5 #14 [Back to Summary]

Burst Segment	Number of Pulses	Chirp Width MHz	t1 usec	Pulse Width (t2) usec	t3 usec	t4 usec	t5 usec	Total Segment Length usec
1	2	18	194185	56	1875	0	726904	923076
2	3	11	439342	52	1401	1387	480790	923076
3	1	8	445577	79	0	0	477420	923076
4	1	20	98511	67	0	0	824498	923076
5	2	16	290726	82	1567	0	630619	923076
6	3	7	862693	53	1726	1676	56822	923076
7	3	15	820653	82	1966	1282	98929	923076
8	3	6	52516	73	1082	1685	867574	923076
9	2	8	447492	92	1795	0	473605	923076
10	2	13	313272	92	1803	0	607817	923076
11	3	17	493330	57	1908	1569	426098	923076
12	3	13	425837	57	1315	1724	494029	923076
13	2	14	860539	92	1614	0	60739	923076

This test report may be reproduced in full only. The document may only be updated by MiCOM Labs personnel. All changes will be noted in the Document History section of the report.



Type 5 #15 [Back to Summary]

Burst Segment	Number of Pulses	Chirp Width MHz	t1 usec	Pulse Width (t2) usec	t3 usec	t4 usec	t5 usec	Total Segment Length usec
1	2	18	583717	94	1023	0	215072	800000
2	2	16	157121	57	1066	0	641699	800000
3	2	19	108337	78	1138	0	690369	800000
4	2	12	299744	86	1190	0	498894	800000
5	1	14	778586	63	0	0	21351	800000
6	2	10	286181	68	1083	0	512600	800000
7	2	18	198799	58	1674	0	599411	800000
8	1	13	721982	97	0	0	77921	800000
9	2	17	375468	60	1836	0	422576	800000
10	3	20	260771	78	1429	1586	535980	800000
11	3	7	212275	56	1423	1559	584575	800000
12	1	18	382545	64	0	0	417391	800000
13	2	6	526108	62	1374	0	272394	800000
14	1	19	509687	86	0	0	290227	800000
15	1	5	644832	60	0	0	155108	800000

Type 5 #16 [Back to Summary]

Burst Segment	Number of Pulses	Chirp Width MHz	t1 usec	Pulse Width (t2) usec	t3 usec	t4 usec	t5 usec	Total Segment Length usec
1	3	12	619933	81	1799	1895	876130	1500000
2	2	16	679645	97	1756	0	818405	1500000
3	1	12	172711	52	0	0	1327237	1500000
4	3	15	88494	95	1661	1424	1408136	1500000
5	3	12	1268199	84	1812	1665	228072	1500000
6	1	13	183302	90	0	0	1316608	1500000
7	3	5	1164316	66	1433	1938	332115	1500000
8	2	12	630828	70	1903	0	867129	1500000

Type 5 #17 [Back to Summary]

Burst Segment	Number of Pulses	Chirp Width MHz	t1 usec	Pulse Width (t2) usec	t3 usec	t4 usec	t5 usec	Total Segment Length usec
1	1	11	837872	96	0	0	19174	857142
2	1	15	134215	89	0	0	722838	857142
3	2	11	27727	70	1011	0	828264	857142
4	3	20	426889	51	1230	1567	427303	857142
5	1	15	519515	61	0	0	337566	857142
6	3	5	438555	100	1178	1204	415905	857142

This test report may be reproduced in full only. The document may only be updated by MiCOM Labs personnel. All changes will be noted in the Document History section of the report.



Title: Actiontec Electronics Inc WCB6240Q
To: FCC Part 15.407 & IC RSS-247 Issue 1
Serial #: ATEC09-U11c DFS Rev A
Issue Date: 27th October 2015
Page: 111 of 148

7	1	13	546821	61	0	0	310260	857142
8	2	13	587714	68	1426	0	267866	857142
9	2	7	476823	65	1374	0	378815	857142
10	2	5	854339	98	1400	0	1207	857142
11	3	7	233029	70	1872	1402	620629	857142
12	1	10	376314	84	0	0	480744	857142
13	3	14	273725	62	1450	1643	580138	857142
14	1	10	487538	93	0	0	369511	857142
Type 5 #18 [Back to Summary]								

Burst Segment	Number of Pulses	Chirp Width MHz	t1 usec	Pulse Width (t2) usec	t3 usec	t4 usec	t5 usec	Total Segment Length usec
1	2	13	161015	78	1983	0	636846	800000
2	1	6	123627	92	0	0	676281	800000
3	1	14	143528	97	0	0	656375	800000
4	2	6	95598	55	1351	0	702941	800000
5	2	15	788520	59	1225	0	10137	800000
6	3	16	188504	67	1688	1731	607876	800000
7	1	15	665280	54	0	0	134666	800000
8	2	18	709814	63	1623	0	88437	800000
9	1	11	483870	63	0	0	316067	800000
10	1	5	506589	72	0	0	293339	800000
11	2	13	656726	100	1242	0	141832	800000
12	3	11	457155	50	1884	1262	339549	800000
13	3	13	669447	82	1323	1111	127873	800000
14	3	9	151566	96	1783	1751	644612	800000
15	1	12	735194	73	0	0	64733	800000

Type 5 #19 [Back to Summary]

Burst Segment	Number of Pulses	Chirp Width MHz	t1 usec	Pulse Width (t2) usec	t3 usec	t4 usec	t5 usec	Total Segment Length usec
1	3	6	935031	54	1549	1640	394951	1333333
2	1	8	1326310	85	0	0	6938	1333333
3	2	15	726053	67	1448	0	605698	1333333
4	1	17	324094	63	0	0	1009176	1333333
5	3	10	697479	97	1766	1284	632513	1333333
6	3	15	1045076	93	1806	1249	284923	1333333
7	2	19	1066487	91	1635	0	265029	1333333
8	1	8	1257405	51	0	0	75877	1333333
9	1	19	1126365	82	0	0	206886	1333333

This test report may be reproduced in full only. The document may only be updated by MiCOM Labs personnel. All changes will be noted in the Document History section of the report.



Type 5 #20 [Back to Summary]

Burst Segment	Number of Pulses	Chirp Width MHz	t1 usec	Pulse Width (t2) usec	t3 usec	t4 usec	t5 usec	Total Segment Length usec
1	2	10	174005	80	1206	0	747705	923076
2	1	8	205443	84	0	0	717549	923076
3	1	10	721021	71	0	0	201984	923076
4	1	18	560280	93	0	0	362703	923076
5	3	8	700862	98	1095	1526	219299	923076
6	3	17	275997	87	1238	1566	644014	923076
7	2	11	795318	65	1921	0	125707	923076
8	3	13	214809	60	1464	1617	705006	923076
9	1	14	684984	57	0	0	238035	923076
10	1	11	866	74	0	0	922136	923076
11	2	14	879860	54	1746	0	41362	923076
12	2	5	480831	66	1834	0	440279	923076
13	2	17	846839	69	1116	0	74983	923076

Type 5 #21 [Back to Summary]

Burst Segment	Number of Pulses	Chirp Width MHz	t1 usec	Pulse Width (t2) usec	t3 usec	t4 usec	t5 usec	Total Segment Length usec
1	3	11	456898	50	1918	1067	245849	705882
2	2	9	74063	57	1720	0	629985	705882
3	3	5	273435	97	1603	1260	429293	705882
4	1	8	599122	60	0	0	106700	705882
5	2	9	643740	73	1538	0	60458	705882
6	2	5	320921	100	1233	0	383528	705882
7	3	18	61493	61	1887	1202	641117	705882
8	2	16	335887	97	1753	0	368048	705882
9	2	13	81012	61	1372	0	623376	705882
10	3	8	639503	96	1995	1541	62555	705882
11	3	9	266653	96	1547	1111	436283	705882
12	1	10	99494	64	0	0	606324	705882
13	1	6	515147	63	0	0	190672	705882
14	1	11	121890	56	0	0	583936	705882
15	3	12	60436	65	1457	1372	642422	705882
16	1	7	564026	88	0	0	141768	705882
17	2	17	644245	53	1238	0	60293	705882

This test report may be reproduced in full only. The document may only be updated by MiCOM Labs personnel. All changes will be noted in the Document History section of the report.



Title: Actiontec Electronics Inc WCB6240Q
To: FCC Part 15.407 & IC RSS-247 Issue 1
Serial #: ATEC09-U11c DFS Rev A
Issue Date: 27th October 2015
Page: 113 of 148

Type 5 #22 [Back to Summary]

Burst Segment	Number of Pulses	Chirp Width MHz	t1 usec	Pulse Width (t2) usec	t3 usec	t4 usec	t5 usec	Total Segment Length usec
1	2	14	1461679	97	1656	0	36471	1500000
2	1	11	611928	89	0	0	887983	1500000
3	2	20	962209	72	1413	0	536234	1500000
4	1	13	43154	84	0	0	1456762	1500000
5	1	11	377726	62	0	0	1122212	1500000
6	2	10	319222	60	1358	0	1179300	1500000
7	2	9	1196073	87	1340	0	302413	1500000
8	2	8	807460	52	1142	0	691294	1500000

Type 5 #23 [Back to Summary]

Burst Segment	Number of Pulses	Chirp Width MHz	t1 usec	Pulse Width (t2) usec	t3 usec	t4 usec	t5 usec	Total Segment Length usec
1	1	13	49565	89	0	0	656228	705882
2	1	15	180175	51	0	0	525656	705882
3	2	17	389889	76	1869	0	313972	705882
4	3	15	286182	56	1661	1262	416609	705882
5	2	14	299295	67	1906	0	404547	705882
6	3	20	261793	56	1642	1621	440658	705882
7	2	7	585472	95	1776	0	118444	705882
8	1	10	143052	86	0	0	562744	705882
9	2	6	485437	78	1017	0	219272	705882
10	2	16	467581	94	1568	0	236545	705882
11	3	20	288086	69	1735	1151	414703	705882
12	2	6	642486	94	1382	0	61826	705882
13	1	15	683349	50	0	0	22483	705882
14	1	16	549558	94	0	0	156230	705882
15	3	20	639772	90	1314	1059	63467	705882
16	3	14	576440	63	1217	1838	126198	705882
17	2	20	698659	71	1948	0	5133	705882

Type 5 #24 [Back to Summary]

Burst Segment	Number of Pulses	Chirp Width MHz	t1 usec	Pulse Width (t2) usec	t3 usec	t4 usec	t5 usec	Total Segment Length usec
1	1	10	216423	100	0	0	640619	857142
2	2	20	391862	81	1290	0	463828	857142
3	2	5	608131	71	1591	0	247278	857142
4	1	15	738182	97	0	0	118863	857142

This test report may be reproduced in full only. The document may only be updated by MiCOM Labs personnel. All changes will be noted in the Document History section of the report.



Title: Actiontec Electronics Inc WCB6240Q
To: FCC Part 15.407 & IC RSS-247 Issue 1
Serial #: ATEC09-U11c DFS Rev A
Issue Date: 27th October 2015
Page: 114 of 148

5	3	19	120681	53	1826	1325	733151	857142
6	3	9	522375	83	1562	1492	331464	857142
7	1	20	534544	85	0	0	322513	857142
8	3	11	297500	87	1688	1338	556355	857142
9	2	12	716524	89	1268	0	139172	857142
10	2	7	411691	81	1679	0	443610	857142
11	3	8	280962	55	1928	1581	572506	857142
12	2	9	302473	61	1815	0	552732	857142
13	2	18	636514	90	1532	0	218916	857142
14	1	20	347758	99	0	0	509285	857142

Type 5 #25 [Back to Summary]

Burst Segment	Number of Pulses	Chirp Width MHz	t1 usec	Pulse Width (t2) usec	t3 usec	t4 usec	t5 usec	Total Segment Length usec
1	3	10	319168	76	1715	1123	534908	857142
2	1	11	21057	65	0	0	836020	857142
3	1	5	696013	95	0	0	161034	857142
4	3	5	60068	72	1042	1393	794423	857142
5	1	13	852559	71	0	0	4512	857142
6	3	14	408686	99	1736	1093	445330	857142
7	2	9	734827	57	1957	0	120244	857142
8	2	8	817428	94	1457	0	38069	857142
9	2	18	187365	96	1790	0	667795	857142
10	2	5	251987	90	1624	0	603351	857142
11	1	14	287511	97	0	0	569534	857142
12	2	20	655867	76	1367	0	199756	857142
13	1	10	180591	89	0	0	676462	857142
14	3	20	813894	68	1609	1054	40381	857142

Type 5 #26 [Back to Summary]

Burst Segment	Number of Pulses	Chirp Width MHz	t1 usec	Pulse Width (t2) usec	t3 usec	t4 usec	t5 usec	Total Segment Length usec
1	2	14	461785	92	1437	0	536594	1000000
2	1	16	775577	78	0	0	224345	1000000
3	2	14	797685	59	1112	0	201085	1000000
4	2	13	618888	87	1938	0	379000	1000000
5	1	13	445522	80	0	0	554398	1000000
6	1	9	709293	59	0	0	290648	1000000
7	3	8	81003	71	1910	1732	915142	1000000
8	1	8	339087	86	0	0	660827	1000000
9	1	6	960758	94	0	0	39148	1000000

This test report may be reproduced in full only. The document may only be updated by MiCOM Labs personnel. All changes will be noted in the Document History section of the report.



Title: Actiontec Electronics Inc WCB6240Q
To: FCC Part 15.407 & IC RSS-247 Issue 1
Serial #: ATEC09-U11c DFS Rev A
Issue Date: 27th October 2015
Page: 115 of 148

10	1	10	967743	80	0	0	32177	1000000
11	1	11	494424	60	0	0	505516	1000000
12	2	15	619108	73	1435	0	379311	1000000

Type 5 #27 [Back to Summary]

Burst Segment	Number of Pulses	Chirp Width MHz	t1 usec	Pulse Width (t2) usec	t3 usec	t4 usec	t5 usec	Total Segment Length usec
1	1	9	176402	69	0	0	529411	705882
2	1	15	219049	78	0	0	486755	705882
3	2	12	565514	76	1490	0	138726	705882
4	1	11	270467	63	0	0	435352	705882
5	1	10	231590	78	0	0	474214	705882
6	3	10	208892	55	1991	1076	493758	705882
7	2	17	209471	90	1238	0	494993	705882
8	2	15	41191	79	1799	0	662734	705882
9	3	13	26470	85	1295	1956	675906	705882
10	3	16	161612	76	1407	1335	541300	705882
11	1	14	622025	53	0	0	83804	705882
12	1	7	199345	70	0	0	506467	705882
13	3	6	366273	63	1262	1260	336898	705882
14	3	7	295219	64	1029	1215	408227	705882
15	2	12	32816	67	1368	0	671564	705882
16	1	19	204781	68	0	0	501033	705882
17	3	15	386133	64	1963	1175	316419	705882

Type 5 #28 [Back to Summary]

Burst Segment	Number of Pulses	Chirp Width MHz	t1 usec	Pulse Width (t2) usec	t3 usec	t4 usec	t5 usec	Total Segment Length usec
1	2	8	361022	71	1195	0	343523	705882
2	2	15	172023	55	1597	0	532152	705882
3	1	9	379275	72	0	0	326535	705882
4	2	8	537440	84	1915	0	166359	705882
5	3	8	14177	80	1835	1171	688459	705882
6	1	6	687489	100	0	0	18293	705882
7	2	6	63868	65	1972	0	639912	705882
8	2	18	639334	87	1019	0	65355	705882
9	3	18	30175	61	1772	1803	671949	705882
10	3	17	335869	82	1461	1608	366698	705882
11	1	15	69220	71	0	0	636591	705882
12	2	5	174728	79	1175	0	529821	705882
13	2	15	665255	100	1166	0	39261	705882
14	3	7	604537	73	1889	1622	97615	705882

This test report may be reproduced in full only. The document may only be updated by MiCOM Labs personnel. All changes will be noted in the Document History section of the report.



Title: Actiontec Electronics Inc WCB6240Q
To: FCC Part 15.407 & IC RSS-247 Issue 1
Serial #: ATEC09-U11c DFS Rev A
Issue Date: 27th October 2015
Page: 116 of 148

15	1	18	482940	50	0	0	222892	705882
16	3	5	446811	73	1128	1082	256642	705882
17	1	10	671919	83	0	0	33880	705882

Type 5 #29 [Back to Summary]

Burst Segment	Number of Pulses	Chirp Width MHz	t1 usec	Pulse Width (t2) usec	t3 usec	t4 usec	t5 usec	Total Segment Length usec
1	3	20	842845	66	1254	1157	245455	1090909
2	3	11	658642	83	1226	1149	429643	1090909
3	3	12	912847	54	1468	1864	174568	1090909
4	3	5	353916	65	1599	1961	733238	1090909
5	3	19	308971	77	1092	1613	779002	1090909
6	1	8	754608	65	0	0	336236	1090909
7	1	7	691604	57	0	0	399248	1090909
8	2	10	420723	54	1348	0	668730	1090909
9	2	18	37133	81	1174	0	1052440	1090909
10	2	11	674702	58	1821	0	414270	1090909
11	2	6	726792	60	1365	0	362632	1090909

Type 5 #30 [Back to Summary]

Burst Segment	Number of Pulses	Chirp Width MHz	t1 usec	Pulse Width (t2) usec	t3 usec	t4 usec	t5 usec	Total Segment Length usec
1	2	17	142805	93	1046	0	855963	1000000
2	3	11	335855	92	1166	1819	660884	1000000
3	1	11	660206	61	0	0	339733	1000000
4	3	8	66497	85	1503	1702	930043	1000000
5	2	12	907072	94	1446	0	91294	1000000
6	2	14	200153	85	1479	0	798198	1000000
7	3	9	575280	75	1856	1225	421414	1000000
8	1	14	783552	62	0	0	216386	1000000
9	2	8	865207	50	1271	0	133422	1000000
10	1	20	669026	72	0	0	330902	1000000
11	2	18	259625	93	1965	0	738224	1000000
12	1	9	600252	100	0	0	399648	1000000

This test report may be reproduced in full only. The document may only be updated by MiCOM Labs personnel. All changes will be noted in the Document History section of the report.



Type 6 #1 [Back to Summary]									
This table contains a list of 100 hop frequencies, randomly selected from 5250-5724MHz in 1MHz steps									
#01-5361	#02-5431	#03-5321	#04-5640	#05-5576	#06-5543	#07-5518	#08-5629	#09-5688	#10-5496
#11-5456	#12-5440	#13-5434	#14-5710	#15-5696	#16-5686	#17-5533	#18-5424	#19-5565	#20-5351
#21-5525	#22-5612	#23-5281	#24-5596	#25-5677	#26-5704	#27-5410	#28-5682	#29-5504	#30-5272
#31-5545	#32-5365	#33-5397	#34-5583	#35-5254	#36-5336	#37-5550	#38-5557	#39-5402	#40-5585
#41-5355	#42-5689	#43-5499	#44-5377	#45-5312	#46-5674	#47-5687	#48-5661	#49-5400	#50-5275
#51-5259	#52-5473	#53-5399	#54-5449	#55-5383	#56-5560	#57-5375	#58-5666	#59-5676	#60-5340
#61-5292	#62-5706	#63-5610	#64-5385	#65-5700	#66-5271	#67-5282	#68-5490	#69-5493	#70-5506
#71-5316	#72-5347	#73-5549	#74-5641	#75-5461	#76-5719	#77-5482	#78-5608	#79-5372	#80-5573
#81-5505	#82-5594	#83-5530	#84-5274	#85-5631	#86-5414	#87-5263	#88-5408	#89-5335	#90-5692
#91-5327	#92-5611	#93-5589	#94-5368	#95-5509	#96-5491	#97-5691	#98-5333	#99-5389	#100-5679

Type 6 #2 [Back to Summary]									
This table contains a list of 100 hop frequencies, randomly selected from 5250-5724MHz in 1MHz steps									
#01-5646	#02-5566	#03-5617	#04-5484	#05-5317	#06-5375	#07-5644	#08-5252	#09-5450	#10-5673
#11-5283	#12-5356	#13-5466	#14-5606	#15-5586	#16-5342	#17-5302	#18-5664	#19-5463	#20-5430
#21-5493	#22-5641	#23-5595	#24-5567	#25-5693	#26-5570	#27-5588	#28-5332	#29-5538	#30-5577
#31-5250	#32-5455	#33-5575	#34-5478	#35-5433	#36-5264	#37-5655	#38-5670	#39-5282	#40-5415
#41-5458	#42-5492	#43-5379	#44-5483	#45-5424	#46-5487	#47-5292	#48-5629	#49-5599	#50-5280
#51-5412	#52-5650	#53-5499	#54-5403	#55-5649	#56-5271	#57-5642	#58-5349	#59-5530	#60-5306
#61-5645	#62-5637	#63-5345	#64-5626	#65-5615	#66-5378	#67-5572	#68-5357	#69-5632	#70-5298
#71-5696	#72-5251	#73-5512	#74-5267	#75-5333	#76-5519	#77-5545	#78-5427	#79-5663	#80-5547
#81-5563	#82-5529	#83-5325	#84-5509	#85-5717	#86-5263	#87-5571	#88-5477	#89-5359	#90-5579
#91-5544	#92-5582	#93-5533	#94-5260	#95-5307	#96-5437	#97-5648	#98-5504	#99-5601	#100-5528

Type 6 #3 [Back to Summary]									
This table contains a list of 100 hop frequencies, randomly selected from 5250-5724MHz in 1MHz steps									
#01-5401	#02-5386	#03-5253	#04-5558	#05-5555	#06-5446	#07-5485	#08-5467	#09-5698	#10-5523
#11-5445	#12-5346	#13-5539	#14-5302	#15-5498	#16-5580	#17-5399	#18-5510	#19-5404	#20-5664
#21-5408	#22-5396	#23-5479	#24-5448	#25-5475	#26-5710	#27-5699	#28-5535	#29-5370	#30-5476
#31-5623	#32-5308	#33-5653	#34-5522	#35-5648	#36-5372	#37-5713	#38-5429	#39-5265	#40-5281
#41-5598	#42-5320	#43-5606	#44-5484	#45-5348	#46-5486	#47-5719	#48-5306	#49-5451	#50-5288
#51-5387	#52-5350	#53-5662	#54-5369	#55-5254	#56-5632	#57-5530	#58-5333	#59-5569	#60-5471
#61-5675	#62-5347	#63-5625	#64-5418	#65-5266	#66-5378	#67-5376	#68-5591	#69-5694	#70-5495
#71-5373	#72-5316	#73-5338	#74-5515	#75-5714	#76-5716	#77-5643	#78-5298	#79-5438	#80-5682
#81-5715	#82-5403	#83-5465	#84-5433	#85-5420	#86-5534	#87-5647	#88-5384	#89-5584	#90-5685
#91-5318	#92-5702	#93-5652	#94-5360	#95-5585	#96-5617	#97-5701	#98-5595	#99-5464	#100-5637

Type 6 #4 [Back to Summary]									
This table contains a list of 100 hop frequencies, randomly selected from 5250-5724MHz in 1MHz steps									
#01-5429	#02-5343	#03-5578	#04-5553	#05-5627	#06-5428	#07-5283	#08-5390	#09-5427	#10-5588
#11-5460	#12-5636	#13-5407	#14-5598	#15-5324	#16-5563	#17-5394	#18-5364	#19-5381	#20-5385
#21-5389	#22-5646	#23-5263	#24-5715	#25-5662	#26-5308	#27-5370	#28-5592	#29-5706	#30-5371

This test report may be reproduced in full only. The document may only be updated by MiCOM Labs personnel. All changes will be noted in the Document History section of the report.



#31-5552	#32-5253	#33-5252	#34-5566	#35-5270	#36-5520	#37-5351	#38-5444	#39-5506	#40-5615
#41-5442	#42-5449	#43-5445	#44-5543	#45-5387	#46-5451	#47-5641	#48-5332	#49-5501	#50-5290
#51-5422	#52-5565	#53-5562	#54-5689	#55-5638	#56-5522	#57-5448	#58-5307	#59-5466	#60-5280
#61-5333	#62-5403	#63-5595	#64-5482	#65-5582	#66-5373	#67-5569	#68-5666	#69-5607	#70-5624
#71-5523	#72-5463	#73-5604	#74-5649	#75-5298	#76-5568	#77-5643	#78-5454	#79-5347	#80-5301
#81-5688	#82-5555	#83-5251	#84-5305	#85-5399	#86-5437	#87-5558	#88-5622	#89-5411	#90-5366
#91-5274	#92-5574	#93-5311	#94-5530	#95-5327	#96-5321	#97-5302	#98-5559	#99-5391	#100-5288

Type 6 #5 [Back to Summary]

This table contains a list of 100 hop frequencies, randomly selected from 5250-5724MHz in 1MHz steps

#01-5475	#02-5490	#03-5713	#04-5473	#05-5604	#06-5389	#07-5261	#08-5658	#09-5281	#10-5440
#11-5290	#12-5480	#13-5437	#14-5318	#15-5419	#16-5567	#17-5270	#18-5549	#19-5447	#20-5251
#21-5361	#22-5347	#23-5580	#24-5325	#25-5712	#26-5288	#27-5565	#28-5382	#29-5295	#30-5466
#31-5530	#32-5414	#33-5310	#34-5356	#35-5554	#36-5634	#37-5449	#38-5422	#39-5428	#40-5610
#41-5478	#42-5334	#43-5558	#44-5534	#45-5555	#46-5343	#47-5259	#48-5627	#49-5459	#50-5539
#51-5582	#52-5669	#53-5664	#54-5651	#55-5378	#56-5637	#57-5486	#58-5566	#59-5548	#60-5603
#61-5612	#62-5540	#63-5635	#64-5600	#65-5420	#66-5331	#67-5488	#68-5510	#69-5368	#70-5572
#71-5371	#72-5277	#73-5366	#74-5608	#75-5262	#76-5272	#77-5516	#78-5406	#79-5670	#80-5560
#81-5652	#82-5672	#83-5469	#84-5370	#85-5429	#86-5426	#87-5250	#88-5536	#89-5661	#90-5586
#91-5595	#92-5256	#93-5590	#94-5519	#95-5647	#96-5384	#97-5496	#98-5341	#99-5691	#100-5461

Type 6 #6 [Back to Summary]

This table contains a list of 100 hop frequencies, randomly selected from 5250-5724MHz in 1MHz steps

#01-5641	#02-5548	#03-5293	#04-5366	#05-5612	#06-5371	#07-5329	#08-5621	#09-5718	#10-5373
#11-5302	#12-5688	#13-5381	#14-5299	#15-5626	#16-5311	#17-5510	#18-5556	#19-5636	#20-5509
#21-5407	#22-5359	#23-5267	#24-5468	#25-5349	#26-5582	#27-5271	#28-5658	#29-5308	#30-5363
#31-5469	#32-5685	#33-5460	#34-5552	#35-5547	#36-5386	#37-5309	#38-5362	#39-5414	#40-5581
#41-5690	#42-5602	#43-5608	#44-5538	#45-5631	#46-5684	#47-5527	#48-5335	#49-5360	#50-5434
#51-5305	#52-5676	#53-5484	#54-5438	#55-5276	#56-5622	#57-5512	#58-5514	#59-5687	#60-5659
#61-5259	#62-5557	#63-5652	#64-5477	#65-5553	#66-5489	#67-5252	#68-5397	#69-5391	#70-5304
#71-5543	#72-5529	#73-5476	#74-5453	#75-5562	#76-5390	#77-5661	#78-5598	#79-5507	#80-5630
#81-5318	#82-5412	#83-5575	#84-5625	#85-5523	#86-5667	#87-5599	#88-5706	#89-5703	#90-5457
#91-5698	#92-5595	#93-5432	#94-5367	#95-5250	#96-5383	#97-5679	#98-5686	#99-5310	#100-5372

Type 6 #7 [Back to Summary]

This table contains a list of 100 hop frequencies, randomly selected from 5250-5724MHz in 1MHz steps

#01-5458	#02-5371	#03-5390	#04-5310	#05-5476	#06-5597	#07-5271	#08-5693	#09-5485	#10-5368
#11-5379	#12-5564	#13-5546	#14-5490	#15-5506	#16-5540	#17-5587	#18-5602	#19-5472	#20-5583
#21-5658	#22-5331	#23-5328	#24-5676	#25-5416	#26-5322	#27-5567	#28-5630	#29-5376	#30-5363
#31-5397	#32-5537	#33-5352	#34-5453	#35-5417	#36-5401	#37-5606	#38-5372	#39-5358	#40-5682
#41-5488	#42-5463	#43-5464	#44-5466	#45-5592	#46-5613	#47-5468	#48-5342	#49-5334	#50-5325
#51-5451	#52-5439	#53-5377	#54-5292	#55-5438	#56-5619	#57-5404	#58-5279	#59-5366	#60-5566
#61-5695	#62-5462	#63-5343	#64-5323	#65-5354	#66-5678	#67-5705	#68-5479	#69-5626	#70-5419
#71-5589	#72-5460	#73-5548	#74-5434	#75-5690	#76-5411	#77-5534	#78-5270	#79-5312	#80-5625

This test report may be reproduced in full only. The document may only be updated by MiCOM Labs personnel. All changes will be noted in the Document History section of the report.



#81-5264	#82-5290	#83-5359	#84-5398	#85-5711	#86-5692	#87-5329	#88-5565	#89-5646	#90-5341
#91-5494	#92-5624	#93-5380	#94-5519	#95-5528	#96-5361	#97-5580	#98-5686	#99-5550	#100-5269

Type 6 #8 [Back to Summary]

This table contains a list of 100 hop frequencies, randomly selected from 5250-5724MHz in 1MHz steps

#01-5509	#02-5428	#03-5703	#04-5321	#05-5695	#06-5314	#07-5679	#08-5282	#09-5351	#10-5633
#11-5354	#12-5562	#13-5329	#14-5283	#15-5720	#16-5529	#17-5718	#18-5511	#19-5284	#20-5310
#21-5497	#22-5501	#23-5345	#24-5560	#25-5417	#26-5639	#27-5411	#28-5297	#29-5645	#30-5457
#31-5325	#32-5719	#33-5506	#34-5655	#35-5420	#36-5640	#37-5721	#38-5264	#39-5610	#40-5614
#41-5715	#42-5585	#43-5520	#44-5543	#45-5440	#46-5495	#47-5368	#48-5333	#49-5367	#50-5318
#51-5651	#52-5489	#53-5257	#54-5393	#55-5628	#56-5306	#57-5627	#58-5632	#59-5362	#60-5442
#61-5425	#62-5578	#63-5486	#64-5334	#65-5502	#66-5359	#67-5328	#68-5514	#69-5269	#70-5424
#71-5608	#72-5510	#73-5484	#74-5289	#75-5599	#76-5448	#77-5641	#78-5654	#79-5561	#80-5516
#81-5389	#82-5574	#83-5472	#84-5498	#85-5572	#86-5276	#87-5261	#88-5665	#89-5522	#90-5410
#91-5667	#92-5356	#93-5303	#94-5699	#95-5288	#96-5528	#97-5631	#98-5471	#99-5353	#100-5279

Type 6 #9 [Back to Summary]

This table contains a list of 100 hop frequencies, randomly selected from 5250-5724MHz in 1MHz steps

#01-5583	#02-5711	#03-5702	#04-5525	#05-5651	#06-5286	#07-5254	#08-5587	#09-5253	#10-5467
#11-5332	#12-5317	#13-5574	#14-5632	#15-5446	#16-5356	#17-5712	#18-5323	#19-5347	#20-5542
#21-5341	#22-5647	#23-5600	#24-5477	#25-5585	#26-5667	#27-5495	#28-5582	#29-5276	#30-5722
#31-5648	#32-5706	#33-5331	#34-5376	#35-5251	#36-5701	#37-5596	#38-5373	#39-5663	#40-5379
#41-5493	#42-5714	#43-5561	#44-5616	#45-5696	#46-5678	#47-5724	#48-5593	#49-5507	#50-5483
#51-5500	#52-5255	#53-5461	#54-5491	#55-5313	#56-5351	#57-5662	#58-5424	#59-5425	#60-5311
#61-5405	#62-5469	#63-5409	#64-5335	#65-5492	#66-5506	#67-5445	#68-5366	#69-5675	#70-5413
#71-5572	#72-5658	#73-5289	#74-5505	#75-5627	#76-5324	#77-5517	#78-5472	#79-5642	#80-5564
#81-5624	#82-5288	#83-5422	#84-5672	#85-5601	#86-5699	#87-5489	#88-5262	#89-5457	#90-5610
#91-5435	#92-5468	#93-5398	#94-5378	#95-5367	#96-5550	#97-5570	#98-5298	#99-5643	#100-5691

Type 6 #10 [Back to Summary]

This table contains a list of 100 hop frequencies, randomly selected from 5250-5724MHz in 1MHz steps

#01-5643	#02-5518	#03-5368	#04-5503	#05-5654	#06-5434	#07-5721	#08-5491	#09-5565	#10-5653
#11-5443	#12-5545	#13-5340	#14-5668	#15-5252	#16-5533	#17-5438	#18-5333	#19-5645	#20-5672
#21-5489	#22-5620	#23-5446	#24-5449	#25-5479	#26-5671	#27-5400	#28-5647	#29-5322	#30-5658
#31-5562	#32-5504	#33-5404	#34-5482	#35-5559	#36-5553	#37-5344	#38-5690	#39-5294	#40-5507
#41-5275	#42-5577	#43-5287	#44-5423	#45-5547	#46-5584	#47-5560	#48-5459	#49-5364	#50-5451
#51-5272	#52-5321	#53-5644	#54-5273	#55-5707	#56-5284	#57-5324	#58-5419	#59-5369	#60-5257
#61-5509	#62-5708	#63-5268	#64-5414	#65-5573	#66-5301	#67-5717	#68-5499	#69-5342	#70-5523
#71-5576	#72-5663	#73-5424	#74-5627	#75-5634	#76-5701	#77-5349	#78-5586	#79-5335	#80-5448
#81-5595	#82-5481	#83-5332	#84-5563	#85-5422	#86-5269	#87-5521	#88-5650	#89-5500	#90-5490
#91-5593	#92-5259	#93-5699	#94-5711	#95-5592	#96-5311	#97-5366	#98-5511	#99-5421	#100-5383

This test report may be reproduced in full only. The document may only be updated by MiCOM Labs personnel. All changes will be noted in the Document History section of the report.



Type 6 #11 [Back to Summary]									
This table contains a list of 100 hop frequencies, randomly selected from 5250-5724MHz in 1MHz steps									
#01-5469	#02-5371	#03-5323	#04-5308	#05-5700	#06-5384	#07-5507	#08-5646	#09-5310	#10-5510
#11-5397	#12-5658	#13-5491	#14-5462	#15-5544	#16-5647	#17-5548	#18-5557	#19-5251	#20-5650
#21-5413	#22-5659	#23-5283	#24-5615	#25-5691	#26-5374	#27-5298	#28-5719	#29-5274	#30-5332
#31-5662	#32-5667	#33-5309	#34-5674	#35-5343	#36-5300	#37-5503	#38-5460	#39-5294	#40-5387
#41-5392	#42-5579	#43-5429	#44-5333	#45-5596	#46-5326	#47-5458	#48-5498	#49-5297	#50-5388
#51-5542	#52-5678	#53-5651	#54-5495	#55-5694	#56-5535	#57-5338	#58-5432	#59-5341	#60-5576
#61-5336	#62-5513	#63-5622	#64-5703	#65-5573	#66-5454	#67-5598	#68-5541	#69-5369	#70-5494
#71-5393	#72-5589	#73-5508	#74-5559	#75-5479	#76-5269	#77-5640	#78-5524	#79-5671	#80-5610
#81-5514	#82-5708	#83-5266	#84-5538	#85-5704	#86-5533	#87-5686	#88-5321	#89-5368	#90-5442
#91-5604	#92-5681	#93-5451	#94-5485	#95-5391	#96-5452	#97-5641	#98-5379	#99-5528	#100-5414

Type 6 #12 [Back to Summary]									
This table contains a list of 100 hop frequencies, randomly selected from 5250-5724MHz in 1MHz steps									
#01-5311	#02-5712	#03-5385	#04-5305	#05-5389	#06-5412	#07-5450	#08-5660	#09-5536	#10-5566
#11-5261	#12-5438	#13-5589	#14-5309	#15-5562	#16-5560	#17-5532	#18-5322	#19-5694	#20-5321
#21-5539	#22-5629	#23-5602	#24-5277	#25-5723	#26-5395	#27-5393	#28-5615	#29-5544	#30-5679
#31-5551	#32-5568	#33-5478	#34-5547	#35-5633	#36-5642	#37-5507	#38-5488	#39-5287	#40-5670
#41-5262	#42-5621	#43-5677	#44-5329	#45-5543	#46-5720	#47-5647	#48-5485	#49-5343	#50-5497
#51-5333	#52-5508	#53-5675	#54-5535	#55-5288	#56-5661	#57-5391	#58-5423	#59-5371	#60-5379
#61-5295	#62-5484	#63-5482	#64-5718	#65-5332	#66-5710	#67-5414	#68-5301	#69-5538	#70-5300
#71-5591	#72-5657	#73-5265	#74-5542	#75-5649	#76-5269	#77-5644	#78-5576	#79-5397	#80-5693
#81-5549	#82-5431	#83-5468	#84-5310	#85-5597	#86-5347	#87-5604	#88-5570	#89-5346	#90-5588
#91-5548	#92-5608	#93-5575	#94-5443	#95-5635	#96-5335	#97-5461	#98-5260	#99-5433	#100-5529

Type 6 #13 [Back to Summary]									
This table contains a list of 100 hop frequencies, randomly selected from 5250-5724MHz in 1MHz steps									
#01-5446	#02-5466	#03-5576	#04-5262	#05-5382	#06-5610	#07-5269	#08-5267	#09-5540	#10-5275
#11-5403	#12-5554	#13-5569	#14-5302	#15-5264	#16-5657	#17-5606	#18-5362	#19-5316	#20-5421
#21-5693	#22-5678	#23-5253	#24-5358	#25-5381	#26-5691	#27-5456	#28-5558	#29-5365	#30-5387
#31-5460	#32-5366	#33-5646	#34-5709	#35-5251	#36-5459	#37-5438	#38-5464	#39-5462	#40-5585
#41-5553	#42-5531	#43-5563	#44-5395	#45-5304	#46-5256	#47-5391	#48-5620	#49-5402	#50-5579
#51-5622	#52-5415	#53-5261	#54-5561	#55-5493	#56-5463	#57-5467	#58-5605	#59-5404	#60-5635
#61-5433	#62-5425	#63-5613	#64-5667	#65-5647	#66-5317	#67-5448	#68-5418	#69-5389	#70-5396
#71-5687	#72-5327	#73-5685	#74-5314	#75-5405	#76-5510	#77-5489	#78-5294	#79-5354	#80-5334
#81-5513	#82-5716	#83-5557	#84-5299	#85-5308	#86-5674	#87-5370	#88-5356	#89-5675	#90-5453
#91-5590	#92-5333	#93-5323	#94-5607	#95-5679	#96-5410	#97-5724	#98-5346	#99-5298	#100-5505

Type 6 #14 [Back to Summary]									
This table contains a list of 100 hop frequencies, randomly selected from 5250-5724MHz in 1MHz steps									
#01-5528	#02-5455	#03-5339	#04-5422	#05-5277	#06-5639	#07-5373	#08-5622	#09-5333	#10-5562
#11-5575	#12-5473	#13-5456	#14-5586	#15-5573	#16-5521	#17-5611	#18-5269	#19-5290	#20-5464
#21-5484	#22-5461	#23-5601	#24-5716	#25-5579	#26-5451	#27-5349	#28-5490	#29-5458	#30-5654

This test report may be reproduced in full only. The document may only be updated by MiCOM Labs personnel. All changes will be noted in the Document History section of the report.



#31-5638	#32-5370	#33-5465	#34-5279	#35-5568	#36-5693	#37-5502	#38-5342	#39-5441	#40-5551
#41-5555	#42-5506	#43-5496	#44-5384	#45-5472	#46-5549	#47-5400	#48-5538	#49-5402	#50-5305
#51-5558	#52-5271	#53-5316	#54-5348	#55-5567	#56-5540	#57-5608	#58-5414	#59-5404	#60-5649
#61-5257	#62-5720	#63-5557	#64-5254	#65-5552	#66-5358	#67-5651	#68-5653	#69-5680	#70-5355
#71-5493	#72-5445	#73-5703	#74-5525	#75-5417	#76-5365	#77-5485	#78-5314	#79-5632	#80-5440
#81-5687	#82-5714	#83-5595	#84-5659	#85-5516	#86-5626	#87-5668	#88-5391	#89-5352	#90-5571
#91-5267	#92-5376	#93-5476	#94-5396	#95-5462	#96-5430	#97-5475	#98-5457	#99-5645	#100-5361

Type 6 #15 [Back to Summary]

This table contains a list of 100 hop frequencies, randomly selected from 5250-5724MHz in 1MHz steps

#01-5473	#02-5580	#03-5371	#04-5572	#05-5264	#06-5519	#07-5721	#08-5289	#09-5413	#10-5391
#11-5350	#12-5530	#13-5594	#14-5682	#15-5424	#16-5385	#17-5672	#18-5694	#19-5511	#20-5577
#21-5508	#22-5475	#23-5319	#24-5477	#25-5534	#26-5667	#27-5679	#28-5660	#29-5260	#30-5582
#31-5712	#32-5347	#33-5576	#34-5490	#35-5265	#36-5537	#37-5669	#38-5612	#39-5399	#40-5394
#41-5312	#42-5407	#43-5601	#44-5276	#45-5671	#46-5381	#47-5505	#48-5255	#49-5339	#50-5509
#51-5675	#52-5556	#53-5690	#54-5354	#55-5302	#56-5345	#57-5455	#58-5292	#59-5403	#60-5533
#61-5362	#62-5433	#63-5268	#64-5499	#65-5666	#66-5611	#67-5441	#68-5309	#69-5544	#70-5367
#71-5515	#72-5351	#73-5598	#74-5293	#75-5412	#76-5536	#77-5423	#78-5654	#79-5645	#80-5322
#81-5286	#82-5516	#83-5318	#84-5525	#85-5635	#86-5485	#87-5573	#88-5548	#89-5352	#90-5683
#91-5254	#92-5638	#93-5488	#94-5353	#95-5607	#96-5564	#97-5369	#98-5623	#99-5449	#100-5439

Type 6 #16 [Back to Summary]

This table contains a list of 100 hop frequencies, randomly selected from 5250-5724MHz in 1MHz steps

#01-5717	#02-5589	#03-5480	#04-5258	#05-5539	#06-5292	#07-5289	#08-5593	#09-5424	#10-5482
#11-5460	#12-5325	#13-5642	#14-5674	#15-5698	#16-5281	#17-5376	#18-5592	#19-5627	#20-5721
#21-5264	#22-5557	#23-5346	#24-5530	#25-5379	#26-5308	#27-5654	#28-5584	#29-5535	#30-5271
#31-5597	#32-5630	#33-5327	#34-5661	#35-5405	#36-5476	#37-5284	#38-5364	#39-5508	#40-5484
#41-5496	#42-5582	#43-5562	#44-5570	#45-5404	#46-5633	#47-5533	#48-5547	#49-5385	#50-5410
#51-5492	#52-5603	#53-5708	#54-5360	#55-5614	#56-5587	#57-5420	#58-5565	#59-5598	#60-5287
#61-5600	#62-5624	#63-5513	#64-5462	#65-5505	#66-5298	#67-5574	#68-5673	#69-5542	#70-5446
#71-5629	#72-5270	#73-5301	#74-5715	#75-5300	#76-5495	#77-5640	#78-5418	#79-5455	#80-5512
#81-5381	#82-5398	#83-5475	#84-5618	#85-5285	#86-5719	#87-5392	#88-5255	#89-5596	#90-5657
#91-5343	#92-5448	#93-5283	#94-5648	#95-5644	#96-5361	#97-5643	#98-5251	#99-5311	#100-5299

Type 6 #17 [Back to Summary]

This table contains a list of 100 hop frequencies, randomly selected from 5250-5724MHz in 1MHz steps

#01-5328	#02-5339	#03-5682	#04-5322	#05-5470	#06-5537	#07-5649	#08-5662	#09-5683	#10-5593
#11-5395	#12-5276	#13-5294	#14-5381	#15-5313	#16-5279	#17-5405	#18-5538	#19-5679	#20-5399
#21-5441	#22-5348	#23-5369	#24-5448	#25-5516	#26-5266	#27-5572	#28-5707	#29-5528	#30-5500
#31-5454	#32-5536	#33-5463	#34-5302	#35-5309	#36-5518	#37-5546	#38-5540	#39-5432	#40-5467
#41-5318	#42-5252	#43-5511	#44-5316	#45-5403	#46-5627	#47-5584	#48-5615	#49-5681	#50-5354
#51-5296	#52-5637	#53-5583	#54-5705	#55-5664	#56-5563	#57-5598	#58-5678	#59-5520	#60-5327
#61-5343	#62-5666	#63-5465	#64-5556	#65-5329	#66-5253	#67-5486	#68-5723	#69-5497	#70-5656
#71-5373	#72-5501	#73-5397	#74-5582	#75-5382	#76-5362	#77-5364	#78-5712	#79-5342	#80-5571

This test report may be reproduced in full only. The document may only be updated by MiCOM Labs personnel. All changes will be noted in the Document History section of the report.



#81-5407	#82-5624	#83-5604	#84-5673	#85-5586	#86-5636	#87-5390	#88-5363	#89-5416	#90-5634
#91-5569	#92-5575	#93-5547	#94-5581	#95-5378	#96-5356	#97-5524	#98-5460	#99-5453	#100-5517

Type 6 #18 [Back to Summary]

This table contains a list of 100 hop frequencies, randomly selected from 5250-5724MHz in 1MHz steps

#01-5706	#02-5465	#03-5565	#04-5405	#05-5340	#06-5586	#07-5559	#08-5672	#09-5509	#10-5566
#11-5677	#12-5257	#13-5608	#14-5531	#15-5635	#16-5386	#17-5585	#18-5516	#19-5259	#20-5335
#21-5488	#22-5262	#23-5542	#24-5381	#25-5688	#26-5472	#27-5289	#28-5643	#29-5393	#30-5593
#31-5577	#32-5698	#33-5457	#34-5270	#35-5481	#36-5300	#37-5501	#38-5582	#39-5686	#40-5310
#41-5258	#42-5619	#43-5539	#44-5697	#45-5571	#46-5438	#47-5694	#48-5663	#49-5451	#50-5368
#51-5279	#52-5693	#53-5659	#54-5299	#55-5587	#56-5683	#57-5622	#58-5336	#59-5632	#60-5625
#61-5648	#62-5533	#63-5388	#64-5281	#65-5558	#66-5427	#67-5365	#68-5353	#69-5466	#70-5482
#71-5477	#72-5526	#73-5676	#74-5522	#75-5253	#76-5409	#77-5366	#78-5284	#79-5319	#80-5669
#81-5455	#82-5667	#83-5475	#84-5547	#85-5255	#86-5523	#87-5696	#88-5618	#89-5341	#90-5603
#91-5496	#92-5303	#93-5410	#94-5400	#95-5665	#96-5263	#97-5260	#98-5578	#99-5615	#100-5478

Type 6 #19 [Back to Summary]

This table contains a list of 100 hop frequencies, randomly selected from 5250-5724MHz in 1MHz steps

#01-5266	#02-5386	#03-5402	#04-5584	#05-5524	#06-5505	#07-5301	#08-5562	#09-5680	#10-5442
#11-5591	#12-5638	#13-5458	#14-5553	#15-5629	#16-5394	#17-5459	#18-5375	#19-5604	#20-5705
#21-5472	#22-5516	#23-5437	#24-5536	#25-5577	#26-5468	#27-5353	#28-5274	#29-5466	#30-5359
#31-5483	#32-5699	#33-5319	#34-5713	#35-5387	#36-5543	#37-5284	#38-5541	#39-5347	#40-5444
#41-5465	#42-5454	#43-5618	#44-5469	#45-5487	#46-5456	#47-5435	#48-5355	#49-5433	#50-5350
#51-5571	#52-5338	#53-5634	#54-5255	#55-5474	#56-5674	#57-5257	#58-5305	#59-5276	#60-5346
#61-5684	#62-5616	#63-5303	#64-5389	#65-5564	#66-5492	#67-5576	#68-5425	#69-5558	#70-5506
#71-5511	#72-5256	#73-5312	#74-5317	#75-5339	#76-5261	#77-5642	#78-5644	#79-5282	#80-5259
#81-5636	#82-5610	#83-5314	#84-5489	#85-5438	#86-5677	#87-5486	#88-5670	#89-5418	#90-5369
#91-5607	#92-5658	#93-5578	#94-5434	#95-5596	#96-5587	#97-5582	#98-5649	#99-5263	#100-5557

Type 6 #20 [Back to Summary]

This table contains a list of 100 hop frequencies, randomly selected from 5250-5724MHz in 1MHz steps

#01-5373	#02-5723	#03-5412	#04-5380	#05-5523	#06-5642	#07-5293	#08-5484	#09-5357	#10-5314
#11-5561	#12-5298	#13-5255	#14-5353	#15-5324	#16-5325	#17-5304	#18-5624	#19-5399	#20-5322
#21-5343	#22-5612	#23-5429	#24-5610	#25-5464	#26-5630	#27-5669	#28-5296	#29-5306	#30-5424
#31-5335	#32-5622	#33-5303	#34-5551	#35-5315	#36-5326	#37-5307	#38-5403	#39-5358	#40-5442
#41-5435	#42-5310	#43-5609	#44-5572	#45-5331	#46-5718	#47-5520	#48-5533	#49-5683	#50-5500
#51-5666	#52-5721	#53-5280	#54-5361	#55-5707	#56-5494	#57-5309	#58-5262	#59-5349	#60-5438
#61-5301	#62-5614	#63-5476	#64-5400	#65-5677	#66-5527	#67-5258	#68-5470	#69-5290	#70-5605
#71-5375	#72-5282	#73-5557	#74-5383	#75-5251	#76-5616	#77-5549	#78-5675	#79-5497	#80-5466
#81-5559	#82-5681	#83-5679	#84-5344	#85-5538	#86-5346	#87-5342	#88-5722	#89-5259	#90-5415
#91-5544	#92-5458	#93-5620	#94-5528	#95-5709	#96-5522	#97-5537	#98-5462	#99-5460	#100-5311

Type 6 #21 [Back to Summary]

This table contains a list of 100 hop frequencies, randomly selected from 5250-5724MHz in 1MHz steps

#01-5595	#02-5723	#03-5528	#04-5574	#05-5493	#06-5418	#07-5438	#08-5399	#09-5662	#10-5397
----------	----------	----------	----------	----------	----------	----------	----------	----------	----------

This test report may be reproduced in full only. The document may only be updated by MiCOM Labs personnel. All changes will be noted in the Document History section of the report.



#11-5641	#12-5444	#13-5619	#14-5257	#15-5304	#16-5629	#17-5432	#18-5376	#19-5668	#20-5512
#21-5378	#22-5273	#23-5392	#24-5563	#25-5517	#26-5720	#27-5270	#28-5691	#29-5703	#30-5685
#31-5253	#32-5349	#33-5437	#34-5522	#35-5400	#36-5495	#37-5295	#38-5650	#39-5632	#40-5309
#41-5455	#42-5267	#43-5628	#44-5263	#45-5250	#46-5521	#47-5654	#48-5618	#49-5354	#50-5336
#51-5516	#52-5523	#53-5466	#54-5699	#55-5386	#56-5260	#57-5701	#58-5422	#59-5684	#60-5568
#61-5394	#62-5541	#63-5549	#64-5459	#65-5383	#66-5387	#67-5450	#68-5286	#69-5569	#70-5318
#71-5543	#72-5374	#73-5660	#74-5503	#75-5473	#76-5335	#77-5581	#78-5642	#79-5558	#80-5346
#81-5695	#82-5547	#83-5264	#84-5485	#85-5319	#86-5478	#87-5464	#88-5350	#89-5612	#90-5598
#91-5439	#92-5311	#93-5276	#94-5484	#95-5610	#96-5479	#97-5678	#98-5406	#99-5262	#100-5324

Type 6 #22 [Back to Summary]									
This table contains a list of 100 hop frequencies, randomly selected from 5250-5724MHz in 1MHz steps									
#01-5447	#02-5427	#03-5670	#04-5395	#05-5599	#06-5711	#07-5477	#08-5707	#09-5453	#10-5461
#11-5637	#12-5614	#13-5623	#14-5318	#15-5697	#16-5547	#17-5334	#18-5693	#19-5655	#20-5501
#21-5574	#22-5314	#23-5426	#24-5411	#25-5260	#26-5575	#27-5281	#28-5328	#29-5393	#30-5548
#31-5390	#32-5252	#33-5410	#34-5596	#35-5301	#36-5518	#37-5340	#38-5476	#39-5625	#40-5370
#41-5353	#42-5710	#43-5331	#44-5399	#45-5386	#46-5585	#47-5622	#48-5657	#49-5594	#50-5429
#51-5485	#52-5475	#53-5383	#54-5250	#55-5508	#56-5385	#57-5273	#58-5347	#59-5445	#60-5629
#61-5310	#62-5638	#63-5496	#64-5612	#65-5462	#66-5646	#67-5278	#68-5719	#69-5466	#70-5279
#71-5380	#72-5470	#73-5344	#74-5261	#75-5598	#76-5714	#77-5716	#78-5369	#79-5524	#80-5368
#81-5639	#82-5491	#83-5660	#84-5300	#85-5259	#86-5680	#87-5528	#88-5650	#89-5449	#90-5418
#91-5627	#92-5499	#93-5373	#94-5425	#95-5687	#96-5446	#97-5355	#98-5254	#99-5305	#100-5630

Type 6 #23 [Back to Summary]									
This table contains a list of 100 hop frequencies, randomly selected from 5250-5724MHz in 1MHz steps									
#01-5497	#02-5511	#03-5283	#04-5355	#05-5325	#06-5483	#07-5519	#08-5581	#09-5370	#10-5527
#11-5709	#12-5595	#13-5268	#14-5289	#15-5263	#16-5476	#17-5454	#18-5271	#19-5402	#20-5651
#21-5358	#22-5349	#23-5591	#24-5541	#25-5377	#26-5491	#27-5649	#28-5406	#29-5443	#30-5386
#31-5655	#32-5407	#33-5395	#34-5487	#35-5418	#36-5419	#37-5423	#38-5574	#39-5690	#40-5389
#41-5623	#42-5296	#43-5378	#44-5570	#45-5440	#46-5371	#47-5611	#48-5560	#49-5673	#50-5694
#51-5625	#52-5708	#53-5627	#54-5703	#55-5388	#56-5412	#57-5416	#58-5538	#59-5717	#60-5586
#61-5363	#62-5596	#63-5552	#64-5449	#65-5505	#66-5569	#67-5302	#68-5604	#69-5305	#70-5278
#71-5312	#72-5695	#73-5351	#74-5255	#75-5338	#76-5457	#77-5473	#78-5486	#79-5672	#80-5504
#81-5256	#82-5252	#83-5610	#84-5626	#85-5698	#86-5510	#87-5632	#88-5394	#89-5699	#90-5612
#91-5647	#92-5356	#93-5354	#94-5642	#95-5270	#96-5652	#97-5614	#98-5675	#99-5441	#100-5436

Type 6 #24 [Back to Summary]									
This table contains a list of 100 hop frequencies, randomly selected from 5250-5724MHz in 1MHz steps									
#01-5667	#02-5362	#03-5498	#04-5630	#05-5639	#06-5473	#07-5648	#08-5297	#09-5282	#10-5406
#11-5589	#12-5566	#13-5417	#14-5703	#15-5331	#16-5460	#17-5492	#18-5405	#19-5551	#20-5296
#21-5463	#22-5333	#23-5372	#24-5353	#25-5556	#26-5465	#27-5270	#28-5615	#29-5466	#30-5273
#31-5539	#32-5581	#33-5423	#34-5683	#35-5585	#36-5278	#37-5605	#38-5717	#39-5645	#40-5300
#41-5564	#42-5614	#43-5675	#44-5351	#45-5512	#46-5474	#47-5291	#48-5570	#49-5403	#50-5432
#51-5349	#52-5698	#53-5584	#54-5375	#55-5527	#56-5257	#57-5628	#58-5407	#59-5541	#60-5382

This test report may be reproduced in full only. The document may only be updated by MiCOM Labs personnel. All changes will be noted in the Document History section of the report.



#61-5299	#62-5710	#63-5719	#64-5471	#65-5431	#66-5612	#67-5412	#68-5720	#69-5624	#70-5444
#71-5548	#72-5271	#73-5565	#74-5424	#75-5461	#76-5283	#77-5482	#78-5450	#79-5721	#80-5328
#81-5634	#82-5638	#83-5397	#84-5323	#85-5542	#86-5301	#87-5480	#88-5696	#89-5545	#90-5483
#91-5390	#92-5354	#93-5686	#94-5251	#95-5558	#96-5454	#97-5670	#98-5507	#99-5279	#100-5478

[Type 6 #25 \[Back to Summary\]](#)

This table contains a list of 100 hop frequencies, randomly selected from 5250-5724MHz in 1MHz steps

#01-5518	#02-5645	#03-5474	#04-5528	#05-5534	#06-5502	#07-5716	#08-5573	#09-5466	#10-5370
#11-5255	#12-5695	#13-5288	#14-5575	#15-5402	#16-5324	#17-5490	#18-5463	#19-5594	#20-5663
#21-5378	#22-5376	#23-5684	#24-5679	#25-5523	#26-5366	#27-5632	#28-5329	#29-5668	#30-5461
#31-5541	#32-5513	#33-5650	#34-5299	#35-5687	#36-5350	#37-5599	#38-5418	#39-5261	#40-5706
#41-5718	#42-5504	#43-5582	#44-5269	#45-5286	#46-5384	#47-5648	#48-5401	#49-5406	#50-5379
#51-5430	#52-5294	#53-5409	#54-5437	#55-5349	#56-5392	#57-5686	#58-5520	#59-5254	#60-5417
#61-5636	#62-5630	#63-5554	#64-5714	#65-5613	#66-5301	#67-5449	#68-5322	#69-5451	#70-5669
#71-5598	#72-5519	#73-5664	#74-5643	#75-5389	#76-5443	#77-5481	#78-5538	#79-5281	#80-5497
#81-5353	#82-5462	#83-5674	#84-5544	#85-5388	#86-5413	#87-5569	#88-5361	#89-5332	#90-5577
#91-5439	#92-5339	#93-5659	#94-5354	#95-5655	#96-5357	#97-5567	#98-5521	#99-5493	#100-5475

[Type 6 #26 \[Back to Summary\]](#)

This table contains a list of 100 hop frequencies, randomly selected from 5250-5724MHz in 1MHz steps

#01-5598	#02-5271	#03-5602	#04-5589	#05-5699	#06-5363	#07-5712	#08-5342	#09-5697	#10-5307
#11-5556	#12-5289	#13-5318	#14-5638	#15-5369	#16-5633	#17-5607	#18-5502	#19-5586	#20-5724
#21-5666	#22-5475	#23-5348	#24-5300	#25-5508	#26-5692	#27-5544	#28-5648	#29-5654	#30-5557
#31-5693	#32-5449	#33-5671	#34-5367	#35-5452	#36-5548	#37-5594	#38-5722	#39-5344	#40-5507
#41-5604	#42-5382	#43-5430	#44-5620	#45-5444	#46-5441	#47-5535	#48-5684	#49-5268	#50-5631
#51-5656	#52-5521	#53-5503	#54-5539	#55-5440	#56-5395	#57-5418	#58-5459	#59-5299	#60-5377
#61-5531	#62-5587	#63-5565	#64-5371	#65-5520	#66-5642	#67-5335	#68-5262	#69-5505	#70-5492
#71-5467	#72-5312	#73-5343	#74-5516	#75-5613	#76-5498	#77-5353	#78-5321	#79-5695	#80-5538
#81-5311	#82-5698	#83-5265	#84-5570	#85-5673	#86-5258	#87-5404	#88-5576	#89-5650	#90-5297
#91-5555	#92-5254	#93-5624	#94-5645	#95-5305	#96-5322	#97-5617	#98-5488	#99-5389	#100-5593

[Type 6 #27 \[Back to Summary\]](#)

This table contains a list of 100 hop frequencies, randomly selected from 5250-5724MHz in 1MHz steps

#01-5428	#02-5585	#03-5272	#04-5551	#05-5622	#06-5315	#07-5387	#08-5574	#09-5407	#10-5717
#11-5525	#12-5591	#13-5356	#14-5675	#15-5694	#16-5326	#17-5583	#18-5653	#19-5566	#20-5420
#21-5482	#22-5338	#23-5268	#24-5596	#25-5558	#26-5425	#27-5432	#28-5336	#29-5273	#30-5299
#31-5647	#32-5690	#33-5396	#34-5392	#35-5337	#36-5710	#37-5577	#38-5679	#39-5634	#40-5706
#41-5572	#42-5632	#43-5369	#44-5438	#45-5695	#46-5648	#47-5286	#48-5560	#49-5547	#50-5563
#51-5361	#52-5339	#53-5567	#54-5401	#55-5718	#56-5446	#57-5607	#58-5684	#59-5487	#60-5384
#61-5667	#62-5603	#63-5626	#64-5685	#65-5532	#66-5606	#67-5340	#68-5255	#69-5699	#70-5510
#71-5500	#72-5491	#73-5476	#74-5370	#75-5459	#76-5462	#77-5505	#78-5659	#79-5464	#80-5350
#81-5376	#82-5284	#83-5303	#84-5495	#85-5559	#86-5584	#87-5703	#88-5468	#89-5437	#90-5689
#91-5536	#92-5412	#93-5292	#94-5670	#95-5333	#96-5565	#97-5302	#98-5586	#99-5456	#100-5650

This test report may be reproduced in full only. The document may only be updated by MiCOM Labs personnel. All changes will be noted in the Document History section of the report.



Type 6 #28 [Back to Summary]									
This table contains a list of 100 hop frequencies, randomly selected from 5250-5724MHz in 1MHz steps									
#01-5597	#02-5711	#03-5394	#04-5428	#05-5438	#06-5449	#07-5452	#08-5502	#09-5499	#10-5651
#11-5479	#12-5361	#13-5506	#14-5396	#15-5467	#16-5253	#17-5560	#18-5282	#19-5303	#20-5709
#21-5558	#22-5454	#23-5300	#24-5463	#25-5353	#26-5576	#27-5604	#28-5509	#29-5324	#30-5423
#31-5455	#32-5288	#33-5634	#34-5495	#35-5496	#36-5279	#37-5713	#38-5486	#39-5286	#40-5329
#41-5658	#42-5655	#43-5414	#44-5661	#45-5368	#46-5562	#47-5466	#48-5553	#49-5518	#50-5309
#51-5665	#52-5289	#53-5507	#54-5344	#55-5690	#56-5334	#57-5598	#58-5573	#59-5718	#60-5425
#61-5478	#62-5273	#63-5322	#64-5409	#65-5696	#66-5419	#67-5314	#68-5252	#69-5315	#70-5635
#71-5720	#72-5521	#73-5374	#74-5366	#75-5532	#76-5664	#77-5639	#78-5485	#79-5671	#80-5582
#81-5594	#82-5662	#83-5703	#84-5693	#85-5672	#86-5712	#87-5464	#88-5530	#89-5670	#90-5365
#91-5637	#92-5586	#93-5583	#94-5541	#95-5393	#96-5402	#97-5551	#98-5399	#99-5669	#100-5492

Type 6 #29 [Back to Summary]									
This table contains a list of 100 hop frequencies, randomly selected from 5250-5724MHz in 1MHz steps									
#01-5382	#02-5702	#03-5408	#04-5395	#05-5683	#06-5337	#07-5296	#08-5567	#09-5608	#10-5335
#11-5343	#12-5628	#13-5462	#14-5709	#15-5679	#16-5508	#17-5307	#18-5675	#19-5722	#20-5250
#21-5660	#22-5523	#23-5456	#24-5673	#25-5373	#26-5387	#27-5339	#28-5528	#29-5430	#30-5292
#31-5459	#32-5554	#33-5274	#34-5429	#35-5579	#36-5487	#37-5371	#38-5524	#39-5406	#40-5549
#41-5674	#42-5269	#43-5692	#44-5489	#45-5637	#46-5289	#47-5412	#48-5438	#49-5618	#50-5494
#51-5502	#52-5401	#53-5669	#54-5557	#55-5584	#56-5495	#57-5272	#58-5546	#59-5723	#60-5492
#61-5566	#62-5601	#63-5514	#64-5604	#65-5283	#66-5379	#67-5442	#68-5386	#69-5507	#70-5518
#71-5422	#72-5300	#73-5640	#74-5556	#75-5632	#76-5433	#77-5460	#78-5347	#79-5652	#80-5536
#81-5682	#82-5402	#83-5330	#84-5596	#85-5720	#86-5716	#87-5585	#88-5551	#89-5431	#90-5606
#91-5376	#92-5700	#93-5256	#94-5282	#95-5721	#96-5482	#97-5711	#98-5708	#99-5704	#100-5641

Type 6 #30 [Back to Summary]									
This table contains a list of 100 hop frequencies, randomly selected from 5250-5724MHz in 1MHz steps									
#01-5277	#02-5588	#03-5276	#04-5536	#05-5448	#06-5321	#07-5403	#08-5575	#09-5293	#10-5643
#11-5361	#12-5523	#13-5411	#14-5383	#15-5450	#16-5474	#17-5255	#18-5658	#19-5596	#20-5594
#21-5283	#22-5429	#23-5684	#24-5458	#25-5427	#26-5341	#27-5619	#28-5343	#29-5303	#30-5698
#31-5423	#32-5437	#33-5680	#34-5693	#35-5378	#36-5610	#37-5690	#38-5387	#39-5480	#40-5278
#41-5280	#42-5333	#43-5279	#44-5484	#45-5570	#46-5624	#47-5521	#48-5257	#49-5706	#50-5300
#51-5358	#52-5273	#53-5607	#54-5572	#55-5629	#56-5542	#57-5359	#58-5356	#59-5426	#60-5310
#61-5522	#62-5481	#63-5670	#64-5663	#65-5336	#66-5456	#67-5415	#68-5289	#69-5520	#70-5365
#71-5566	#72-5252	#73-5346	#74-5654	#75-5667	#76-5496	#77-5719	#78-5546	#79-5296	#80-5554
#81-5647	#82-5314	#83-5413	#84-5322	#85-5370	#86-5318	#87-5581	#88-5483	#89-5576	#90-5649
#91-5398	#92-5364	#93-5459	#94-5449	#95-5394	#96-5504	#97-5717	#98-5432	#99-5604	#100-5476

This test report may be reproduced in full only. The document may only be updated by MiCOM Labs personnel. All changes will be noted in the Document History section of the report.



Type 5 #1 [Back to Summary]

Burst Segment	Number of Pulses	Chirp Width MHz	t1 usec	Pulse Width (t2) usec	t3 usec	t4 usec	t5 usec	Total Segment Length usec
1	1	19	1162830	100	0	0	337070	1500000
2	3	20	179081	50	1045	1027	1318697	1500000
3	2	16	1477951	51	1709	0	20238	1500000
4	1	16	1165735	61	0	0	334204	1500000
5	1	6	395436	51	0	0	1104513	1500000
6	1	11	794906	53	0	0	705041	1500000
7	3	18	1400336	89	1324	1929	96144	1500000
8	1	10	92300	84	0	0	1407616	1500000

Type 5 #2 [Back to Summary]

Burst Segment	Number of Pulses	Chirp Width MHz	t1 usec	Pulse Width (t2) usec	t3 usec	t4 usec	t5 usec	Total Segment Length usec
1	1	11	154949	90	0	0	935870	1090909
2	1	20	570387	86	0	0	520436	1090909
3	2	5	235239	98	1605	0	853869	1090909
4	2	11	1088903	84	1040	0	798	1090909
5	3	16	162043	92	1402	1485	925703	1090909
6	1	17	719312	60	0	0	371537	1090909
7	1	5	682168	75	0	0	408666	1090909
8	1	15	1072544	99	0	0	18266	1090909
9	3	18	591262	94	1553	1087	496725	1090909
10	3	18	762602	80	1162	1606	325299	1090909
11	1	7	749016	75	0	0	341818	1090909

Type 5 #3 [Back to Summary]

Burst Segment	Number of Pulses	Chirp Width MHz	t1 usec	Pulse Width (t2) usec	t3 usec	t4 usec	t5 usec	Total Segment Length usec
1	1	15	231599	78	0	0	518323	750000
2	1	5	686609	94	0	0	63297	750000
3	2	19	285639	71	1919	0	462300	750000
4	2	20	569351	62	1696	0	178829	750000
5	1	7	558951	56	0	0	190993	750000
6	1	19	239931	70	0	0	509999	750000
7	1	6	306818	80	0	0	443102	750000
8	2	10	740746	68	1999	0	7119	750000
9	2	15	10917	51	1431	0	737550	750000
10	3	17	500535	82	1118	1085	247016	750000

This test report may be reproduced in full only. The document may only be updated by MiCOM Labs personnel. All changes will be noted in the Document History section of the report.



Title: Actiontec Electronics Inc WCB6240Q
To: FCC Part 15.407 & IC RSS-247 Issue 1
Serial #: ATEC09-U11c DFS Rev A
Issue Date: 27th October 2015
Page: 127 of 148

11	2	10	415071	89	1735	0	333016	750000
12	3	13	290644	100	1444	1484	456128	750000
13	1	19	559684	71	0	0	190245	750000
14	2	19	410722	91	1833	0	337263	750000
15	2	11	706257	69	1836	0	41769	750000
16	1	7	226938	66	0	0	522996	750000

Type 5 #4 [Back to Summary]

Burst Segment	Number of Pulses	Chirp Width MHz	t1 usec	Pulse Width (t2) usec	t3 usec	t4 usec	t5 usec	Total Segment Length usec
1	3	10	270897	52	1227	1873	525847	800000
2	1	18	677530	68	0	0	122402	800000
3	2	13	18854	89	1507	0	779461	800000
4	3	13	650386	63	1268	1377	146780	800000
5	3	13	304770	64	1087	1064	492887	800000
6	2	13	666406	90	1415	0	131999	800000
7	1	12	273735	95	0	0	526170	800000
8	3	5	367652	59	1406	1207	429558	800000
9	1	7	644261	100	0	0	155639	800000
10	3	17	651621	95	1149	1759	145186	800000
11	3	16	625550	97	1172	1762	171225	800000
12	1	20	575198	91	0	0	224711	800000
13	2	11	415598	66	1542	0	382728	800000
14	2	15	61879	50	1890	0	736131	800000
15	2	7	598255	93	1355	0	200204	800000

Type 5 #5 [Back to Summary]

Burst Segment	Number of Pulses	Chirp Width MHz	t1 usec	Pulse Width (t2) usec	t3 usec	t4 usec	t5 usec	Total Segment Length usec
1	2	8	773369	64	1494	0	315918	1090909
2	2	14	360153	89	1955	0	728623	1090909
3	1	14	131274	66	0	0	959569	1090909
4	1	12	532158	62	0	0	558689	1090909
5	3	13	188474	88	1630	1285	899256	1090909
6	3	9	19538	56	1681	1351	1068171	1090909
7	3	11	933966	69	1462	1421	153853	1090909
8	2	5	593682	73	1928	0	495153	1090909
9	3	8	109485	79	1486	1702	977999	1090909
10	3	8	503310	51	1413	1682	584351	1090909
11	3	16	678900	88	1997	1062	408686	1090909

This test report may be reproduced in full only. The document may only be updated by MiCOM Labs personnel. All changes will be noted in the Document History section of the report.



Type 5 #6 [Back to Summary]

Burst Segment	Number of Pulses	Chirp Width MHz	t1 usec	Pulse Width (t2) usec	t3 usec	t4 usec	t5 usec	Total Segment Length usec
1	2	8	458840	54	1937	0	339115	800000
2	3	6	528588	95	1700	1186	268241	800000
3	3	20	34322	74	1207	1719	762530	800000
4	1	7	23973	85	0	0	775942	800000
5	2	6	58785	83	1604	0	739445	800000
6	3	16	406947	71	1687	1862	389291	800000
7	3	13	518283	71	1451	1589	278464	800000
8	2	17	55501	85	1982	0	742347	800000
9	3	11	628561	78	1203	1499	168503	800000
10	1	19	299594	85	0	0	500321	800000
11	2	19	100663	78	1446	0	697735	800000
12	1	19	373333	75	0	0	426592	800000
13	2	10	115833	50	1152	0	682915	800000
14	1	17	103336	71	0	0	696593	800000
15	2	20	38382	74	1360	0	760110	800000

Type 5 #7 [Back to Summary]

Burst Segment	Number of Pulses	Chirp Width MHz	t1 usec	Pulse Width (t2) usec	t3 usec	t4 usec	t5 usec	Total Segment Length usec
1	3	7	586791	78	1871	1413	332767	923076
2	3	20	810202	100	1136	1384	110054	923076
3	2	12	104521	50	1318	0	817137	923076
4	3	14	381786	67	1057	1523	538509	923076
5	1	6	29544	57	0	0	893475	923076
6	3	11	461397	65	1377	1095	459012	923076
7	2	14	581737	82	1157	0	340018	923076
8	2	16	335772	92	1016	0	586104	923076
9	1	7	702890	88	0	0	220098	923076
10	3	6	17146	83	1367	1189	903125	923076
11	2	9	821741	68	1138	0	100061	923076
12	3	14	495184	66	1791	1698	424205	923076
13	3	11	819113	64	1186	1361	101224	923076

Type 5 #8 [Back to Summary]

Burst Segment	Number of Pulses	Chirp Width MHz	t1 usec	Pulse Width (t2) usec	t3 usec	t4 usec	t5 usec	Total Segment Length usec
1	2	13	48526	67	1866	0	1149474	1200000

This test report may be reproduced in full only. The document may only be updated by MiCOM Labs personnel. All changes will be noted in the Document History section of the report.



Title: Actiontec Electronics Inc WCB6240Q
To: FCC Part 15.407 & IC RSS-247 Issue 1
Serial #: ATEC09-U11c DFS Rev A
Issue Date: 27th October 2015
Page: 129 of 148

2	1	13	1182969	70	0	0	16961	1200000
3	1	8	268537	64	0	0	931399	1200000
4	1	6	38995	59	0	0	1160946	1200000
5	1	11	318624	68	0	0	881308	1200000
6	3	8	987933	57	1924	1318	208654	1200000
7	1	17	689796	74	0	0	510130	1200000
8	2	19	1020450	89	1885	0	177487	1200000
9	2	10	885923	80	1120	0	312797	1200000
10	2	5	668936	87	1325	0	529565	1200000

Type 5 #9 [Back to Summary]

Burst Segment	Number of Pulses	Chirp Width MHz	t1 usec	Pulse Width (t2) usec	t3 usec	t4 usec	t5 usec	Total Segment Length usec
1	2	8	69874	79	1346	0	785764	857142
2	3	19	248061	73	1567	1200	606095	857142
3	3	10	167882	86	1142	1049	686811	857142
4	3	12	287155	95	1310	1170	567222	857142
5	2	17	595437	71	1245	0	260318	857142
6	3	7	721048	59	1897	1365	132655	857142
7	2	9	421950	84	1443	0	433581	857142
8	2	5	557870	66	1317	0	297823	857142
9	1	14	675360	83	0	0	181699	857142
10	2	13	372696	66	1267	0	483047	857142
11	1	10	201457	58	0	0	655627	857142
12	2	9	649397	96	1750	0	205803	857142
13	3	6	749137	69	1393	1576	104829	857142
14	3	17	422191	73	1754	1251	431727	857142

Type 5 #10 [Back to Summary]

Burst Segment	Number of Pulses	Chirp Width MHz	t1 usec	Pulse Width (t2) usec	t3 usec	t4 usec	t5 usec	Total Segment Length usec
1	1	15	474808	93	0	0	858432	1333333
2	3	12	867160	59	1099	1577	463320	1333333
3	3	9	599275	73	1681	1027	731131	1333333
4	2	8	747798	76	1646	0	583737	1333333
5	1	14	1095784	97	0	0	237452	1333333
6	1	17	186088	86	0	0	1147159	1333333
7	2	5	1287199	89	1942	0	44014	1333333
8	3	13	161173	73	1283	1150	1169508	1333333
9	1	11	973178	83	0	0	360072	1333333

This test report may be reproduced in full only. The document may only be updated by MiCOM Labs personnel. All changes will be noted in the Document History section of the report.



Title: Actiontec Electronics Inc WCB6240Q
To: FCC Part 15.407 & IC RSS-247 Issue 1
Serial #: ATEC09-U11c DFS Rev A
Issue Date: 27th October 2015
Page: 130 of 148

Type 5 #11 [Back to Summary]

Burst Segment	Number of Pulses	Chirp Width MHz	t1 usec	Pulse Width (t2) usec	t3 usec	t4 usec	t5 usec	Total Segment Length usec
1	3	8	194096	65	1964	1006	1002739	1200000
2	1	18	688194	53	0	0	511753	1200000
3	1	6	641029	96	0	0	558875	1200000
4	3	15	1043369	73	1960	1042	153410	1200000
5	3	9	1076211	76	1810	1566	120185	1200000
6	2	6	1080443	69	1352	0	118067	1200000
7	2	10	926127	60	1890	0	271863	1200000
8	2	7	660996	92	1372	0	537448	1200000
9	3	11	531661	54	1597	1545	665035	1200000
10	3	15	453707	73	1633	1701	742740	1200000

Type 5 #12 [Back to Summary]

Burst Segment	Number of Pulses	Chirp Width MHz	t1 usec	Pulse Width (t2) usec	t3 usec	t4 usec	t5 usec	Total Segment Length usec
1	2	5	250193	70	1386	0	379859	631578
2	1	18	623396	91	0	0	8091	631578
3	2	15	469516	84	1711	0	160183	631578
4	2	19	520415	96	1827	0	109144	631578
5	3	19	133749	66	1428	1903	494300	631578
6	1	14	571828	73	0	0	59677	631578
7	2	8	219197	86	1217	0	410992	631578
8	3	17	16361	74	1142	1437	612416	631578
9	2	20	454338	85	1595	0	175475	631578
10	3	16	465382	92	1104	1561	163255	631578
11	3	16	617782	94	1538	1490	10486	631578
12	1	11	411584	58	0	0	219936	631578
13	1	14	491331	98	0	0	140149	631578
14	2	10	104513	73	1759	0	525160	631578
15	1	11	505579	89	0	0	125910	631578
16	1	19	526142	81	0	0	105355	631578
17	1	7	477814	64	0	0	153700	631578
18	2	15	205985	67	1912	0	423547	631578
19	2	12	405536	91	1495	0	224365	631578

Type 5 #13 [Back to Summary]

Burst Segment	Number of Pulses	Chirp Width MHz	t1 usec	Pulse Width (t2) usec	t3 usec	t4 usec	t5 usec	Total Segment Length usec
---------------	------------------	-----------------	---------	-----------------------	---------	---------	---------	---------------------------

This test report may be reproduced in full only. The document may only be updated by MiCOM Labs personnel. All changes will be noted in the Document History section of the report.



Title: Actiontec Electronics Inc WCB6240Q
To: FCC Part 15.407 & IC RSS-247 Issue 1
Serial #: ATEC09-U11c DFS Rev A
Issue Date: 27th October 2015
Page: 131 of 148

1	1	10	449689	69	0	0	150242	600000
2	2	9	282035	91	1460	0	316323	600000
3	3	11	43660	97	1957	1417	552675	600000
4	2	14	557577	96	1150	0	41081	600000
5	3	19	547068	59	1742	1604	49409	600000
6	3	20	400577	57	1553	1262	196437	600000
7	2	10	478621	91	1426	0	119771	600000
8	3	5	426639	76	1932	1833	169368	600000
9	3	19	151521	78	1709	1495	445041	600000
10	3	19	53004	95	1345	1713	543653	600000
11	3	14	567840	74	1146	1471	29321	600000
12	1	19	406309	76	0	0	193615	600000
13	1	7	52993	95	0	0	546912	600000
14	2	5	80266	90	1047	0	518507	600000
15	1	12	46813	52	0	0	553135	600000
16	1	8	222886	84	0	0	377030	600000
17	3	15	474855	51	1340	1326	122326	600000
18	3	20	33665	73	1220	1727	563169	600000
19	1	10	478332	92	0	0	121576	600000
20	1	5	340072	64	0	0	259864	600000

Type 5 #14 [Back to Summary]

Burst Segment	Number of Pulses	Chirp Width MHz	t1 usec	Pulse Width (t2) usec	t3 usec	t4 usec	t5 usec	Total Segment Length usec
1	2	18	194185	56	1875	0	726904	923076
2	3	11	439342	52	1401	1387	480790	923076
3	1	8	445577	79	0	0	477420	923076
4	1	20	98511	67	0	0	824498	923076
5	2	16	290726	82	1567	0	630619	923076
6	3	7	862693	53	1726	1676	56822	923076
7	3	15	820653	82	1966	1282	98929	923076
8	3	6	52516	73	1082	1685	867574	923076
9	2	8	447492	92	1795	0	473605	923076
10	2	13	313272	92	1803	0	607817	923076
11	3	17	493330	57	1908	1569	426098	923076
12	3	13	425837	57	1315	1724	494029	923076
13	2	14	860539	92	1614	0	60739	923076

Type 5 #15 [Back to Summary]

Burst Segment	Number of Pulses	Chirp Width MHz	t1 usec	Pulse Width (t2) usec	t3 usec	t4 usec	t5 usec	Total Segment Length usec
1	2	18	583717	94	1023	0	215072	800000

This test report may be reproduced in full only. The document may only be updated by MiCOM Labs personnel. All changes will be noted in the Document History section of the report.



Title: Actiontec Electronics Inc WCB6240Q
To: FCC Part 15.407 & IC RSS-247 Issue 1
Serial #: ATEC09-U11c DFS Rev A
Issue Date: 27th October 2015
Page: 132 of 148

2	2	16	157121	57	1066	0	641699	800000
3	2	19	108337	78	1138	0	690369	800000
4	2	12	299744	86	1190	0	498894	800000
5	1	14	778586	63	0	0	21351	800000
6	2	10	286181	68	1083	0	512600	800000
7	2	18	198799	58	1674	0	599411	800000
8	1	13	721982	97	0	0	77921	800000
9	2	17	375468	60	1836	0	422576	800000
10	3	20	260771	78	1429	1586	535980	800000
11	3	7	212275	56	1423	1559	584575	800000
12	1	18	382545	64	0	0	417391	800000
13	2	6	526108	62	1374	0	272394	800000
14	1	19	509687	86	0	0	290227	800000
15	1	5	644832	60	0	0	155108	800000

Type 5 #16 [Back to Summary]

Burst Segment	Number of Pulses	Chirp Width MHz	t1 usec	Pulse Width (t2) usec	t3 usec	t4 usec	t5 usec	Total Segment Length usec
1	3	12	619933	81	1799	1895	876130	1500000
2	2	16	679645	97	1756	0	818405	1500000
3	1	12	172711	52	0	0	1327237	1500000
4	3	15	88494	95	1661	1424	1408136	1500000
5	3	12	1268199	84	1812	1665	228072	1500000
6	1	13	183302	90	0	0	1316608	1500000
7	3	5	1164316	66	1433	1938	332115	1500000
8	2	12	630828	70	1903	0	867129	1500000

Type 5 #17 [Back to Summary]

Burst Segment	Number of Pulses	Chirp Width MHz	t1 usec	Pulse Width (t2) usec	t3 usec	t4 usec	t5 usec	Total Segment Length usec
1	1	11	837872	96	0	0	19174	857142
2	1	15	134215	89	0	0	722838	857142
3	2	11	27727	70	1011	0	828264	857142
4	3	20	426889	51	1230	1567	427303	857142
5	1	15	519515	61	0	0	337566	857142
6	3	5	438555	100	1178	1204	415905	857142
7	1	13	546821	61	0	0	310260	857142
8	2	13	587714	68	1426	0	267866	857142
9	2	7	476823	65	1374	0	378815	857142
10	2	5	854339	98	1400	0	1207	857142
11	3	7	233029	70	1872	1402	620629	857142
12	1	10	376314	84	0	0	480744	857142

This test report may be reproduced in full only. The document may only be updated by MiCOM Labs personnel. All changes will be noted in the Document History section of the report.



Title: Actiontec Electronics Inc WCB6240Q
To: FCC Part 15.407 & IC RSS-247 Issue 1
Serial #: ATEC09-U11c DFS Rev A
Issue Date: 27th October 2015
Page: 133 of 148

13	3	14	273725	62	1450	1643	580138	857142
14	1	10	487538	93	0	0	369511	857142
Type 5 #18 [Back to Summary]								

Burst Segment	Number of Pulses	Chirp Width MHz	t1 usec	Pulse Width (t2) usec	t3 usec	t4 usec	t5 usec	Total Segment Length usec
1	2	13	161015	78	1983	0	636846	800000
2	1	6	123627	92	0	0	676281	800000
3	1	14	143528	97	0	0	656375	800000
4	2	6	95598	55	1351	0	702941	800000
5	2	15	788520	59	1225	0	10137	800000
6	3	16	188504	67	1688	1731	607876	800000
7	1	15	665280	54	0	0	134666	800000
8	2	18	709814	63	1623	0	88437	800000
9	1	11	483870	63	0	0	316067	800000
10	1	5	506589	72	0	0	293339	800000
11	2	13	656726	100	1242	0	141832	800000
12	3	11	457155	50	1884	1262	339549	800000
13	3	13	669447	82	1323	1111	127873	800000
14	3	9	151566	96	1783	1751	644612	800000
15	1	12	735194	73	0	0	64733	800000

[Type 5 #19 \[Back to Summary\]](#)

Burst Segment	Number of Pulses	Chirp Width MHz	t1 usec	Pulse Width (t2) usec	t3 usec	t4 usec	t5 usec	Total Segment Length usec
1	3	6	935031	54	1549	1640	394951	1333333
2	1	8	1326310	85	0	0	6938	1333333
3	2	15	726053	67	1448	0	605698	1333333
4	1	17	324094	63	0	0	1009176	1333333
5	3	10	697479	97	1766	1284	632513	1333333
6	3	15	1045076	93	1806	1249	284923	1333333
7	2	19	1066487	91	1635	0	265029	1333333
8	1	8	1257405	51	0	0	75877	1333333
9	1	19	1126365	82	0	0	206886	1333333

[Type 5 #20 \[Back to Summary\]](#)

Burst Segment	Number of Pulses	Chirp Width MHz	t1 usec	Pulse Width (t2) usec	t3 usec	t4 usec	t5 usec	Total Segment Length usec
1	2	10	174005	80	1206	0	747705	923076
2	1	8	205443	84	0	0	717549	923076
3	1	10	721021	71	0	0	201984	923076

This test report may be reproduced in full only. The document may only be updated by MiCOM Labs personnel. All changes will be noted in the Document History section of the report.



Title: Actiontec Electronics Inc WCB6240Q
To: FCC Part 15.407 & IC RSS-247 Issue 1
Serial #: ATEC09-U11c DFS Rev A
Issue Date: 27th October 2015
Page: 134 of 148

4	1	18	560280	93	0	0	362703	923076
5	3	8	700862	98	1095	1526	219299	923076
6	3	17	275997	87	1238	1566	644014	923076
7	2	11	795318	65	1921	0	125707	923076
8	3	13	214809	60	1464	1617	705006	923076
9	1	14	684984	57	0	0	238035	923076
10	1	11	866	74	0	0	922136	923076
11	2	14	879860	54	1746	0	41362	923076
12	2	5	480831	66	1834	0	440279	923076
13	2	17	846839	69	1116	0	74983	923076

Type 5 #21 [Back to Summary]

Burst Segment	Number of Pulses	Chirp Width MHz	t1 usec	Pulse Width (t2) usec	t3 usec	t4 usec	t5 usec	Total Segment Length usec
1	3	11	456898	50	1918	1067	245849	705882
2	2	9	74063	57	1720	0	629985	705882
3	3	5	273435	97	1603	1260	429293	705882
4	1	8	599122	60	0	0	106700	705882
5	2	9	643740	73	1538	0	60458	705882
6	2	5	320921	100	1233	0	383528	705882
7	3	18	61493	61	1887	1202	641117	705882
8	2	16	335887	97	1753	0	368048	705882
9	2	13	81012	61	1372	0	623376	705882
10	3	8	639503	96	1995	1541	62555	705882
11	3	9	266653	96	1547	1111	436283	705882
12	1	10	99494	64	0	0	606324	705882
13	1	6	515147	63	0	0	190672	705882
14	1	11	121890	56	0	0	583936	705882
15	3	12	60436	65	1457	1372	642422	705882
16	1	7	564026	88	0	0	141768	705882
17	2	17	644245	53	1238	0	60293	705882

Type 5 #22 [Back to Summary]

Burst Segment	Number of Pulses	Chirp Width MHz	t1 usec	Pulse Width (t2) usec	t3 usec	t4 usec	t5 usec	Total Segment Length usec
1	2	14	1461679	97	1656	0	36471	1500000
2	1	11	611928	89	0	0	887983	1500000
3	2	20	962209	72	1413	0	536234	1500000
4	1	13	43154	84	0	0	1456762	1500000
5	1	11	377726	62	0	0	1122212	1500000
6	2	10	319222	60	1358	0	1179300	1500000
7	2	9	1196073	87	1340	0	302413	1500000

This test report may be reproduced in full only. The document may only be updated by MiCOM Labs personnel. All changes will be noted in the Document History section of the report.



Title: Actiontec Electronics Inc WCB6240Q
To: FCC Part 15.407 & IC RSS-247 Issue 1
Serial #: ATEC09-U11c DFS Rev A
Issue Date: 27th October 2015
Page: 135 of 148

8	2	8	807460	52	1142	0	691294	1500000
---	---	---	--------	----	------	---	--------	---------

Type 5 #23 [Back to Summary]

Burst Segment	Number of Pulses	Chirp Width MHz	t1 usec	Pulse Width (t2) usec	t3 usec	t4 usec	t5 usec	Total Segment Length usec
1	1	13	49565	89	0	0	656228	705882
2	1	15	180175	51	0	0	525656	705882
3	2	17	389889	76	1869	0	313972	705882
4	3	15	286182	56	1661	1262	416609	705882
5	2	14	299295	67	1906	0	404547	705882
6	3	20	261793	56	1642	1621	440658	705882
7	2	7	585472	95	1776	0	118444	705882
8	1	10	143052	86	0	0	562744	705882
9	2	6	485437	78	1017	0	219272	705882
10	2	16	467581	94	1568	0	236545	705882
11	3	20	288086	69	1735	1151	414703	705882
12	2	6	642486	94	1382	0	61826	705882
13	1	15	683349	50	0	0	22483	705882
14	1	16	549558	94	0	0	156230	705882
15	3	20	639772	90	1314	1059	63467	705882
16	3	14	576440	63	1217	1838	126198	705882
17	2	20	698659	71	1948	0	5133	705882

Type 5 #24 [Back to Summary]

Burst Segment	Number of Pulses	Chirp Width MHz	t1 usec	Pulse Width (t2) usec	t3 usec	t4 usec	t5 usec	Total Segment Length usec
1	1	10	216423	100	0	0	640619	857142
2	2	20	391862	81	1290	0	463828	857142
3	2	5	608131	71	1591	0	247278	857142
4	1	15	738182	97	0	0	118863	857142
5	3	19	120681	53	1826	1325	733151	857142
6	3	9	522375	83	1562	1492	331464	857142
7	1	20	534544	85	0	0	322513	857142
8	3	11	297500	87	1688	1338	556355	857142
9	2	12	716524	89	1268	0	139172	857142
10	2	7	411691	81	1679	0	443610	857142
11	3	8	280962	55	1928	1581	572506	857142
12	2	9	302473	61	1815	0	552732	857142
13	2	18	636514	90	1532	0	218916	857142
14	1	20	347758	99	0	0	509285	857142

This test report may be reproduced in full only. The document may only be updated by MiCOM Labs personnel. All changes will be noted in the Document History section of the report.



Type 5 #25 [Back to Summary]

Burst Segment	Number of Pulses	Chirp Width MHz	t1 usec	Pulse Width (t2) usec	t3 usec	t4 usec	t5 usec	Total Segment Length usec
1	3	10	319168	76	1715	1123	534908	857142
2	1	11	21057	65	0	0	836020	857142
3	1	5	696013	95	0	0	161034	857142
4	3	5	60068	72	1042	1393	794423	857142
5	1	13	852559	71	0	0	4512	857142
6	3	14	408686	99	1736	1093	445330	857142
7	2	9	734827	57	1957	0	120244	857142
8	2	8	817428	94	1457	0	38069	857142
9	2	18	187365	96	1790	0	667795	857142
10	2	5	251987	90	1624	0	603351	857142
11	1	14	287511	97	0	0	569534	857142
12	2	20	655867	76	1367	0	199756	857142
13	1	10	180591	89	0	0	676462	857142
14	3	20	813894	68	1609	1054	40381	857142

Type 5 #26 [Back to Summary]

Burst Segment	Number of Pulses	Chirp Width MHz	t1 usec	Pulse Width (t2) usec	t3 usec	t4 usec	t5 usec	Total Segment Length usec
1	2	14	461785	92	1437	0	536594	1000000
2	1	16	775577	78	0	0	224345	1000000
3	2	14	797685	59	1112	0	201085	1000000
4	2	13	618888	87	1938	0	379000	1000000
5	1	13	445522	80	0	0	554398	1000000
6	1	9	709293	59	0	0	290648	1000000
7	3	8	81003	71	1910	1732	915142	1000000
8	1	8	339087	86	0	0	660827	1000000
9	1	6	960758	94	0	0	39148	1000000
10	1	10	967743	80	0	0	32177	1000000
11	1	11	494424	60	0	0	505516	1000000
12	2	15	619108	73	1435	0	379311	1000000

Type 5 #27 [Back to Summary]

Burst Segment	Number of Pulses	Chirp Width MHz	t1 usec	Pulse Width (t2) usec	t3 usec	t4 usec	t5 usec	Total Segment Length usec
1	1	9	176402	69	0	0	529411	705882
2	1	15	219049	78	0	0	486755	705882
3	2	12	565514	76	1490	0	138726	705882

This test report may be reproduced in full only. The document may only be updated by MiCOM Labs personnel. All changes will be noted in the Document History section of the report.



Title: Actiontec Electronics Inc WCB6240Q
To: FCC Part 15.407 & IC RSS-247 Issue 1
Serial #: ATEC09-U11c DFS Rev A
Issue Date: 27th October 2015
Page: 137 of 148

4	1	11	270467	63	0	0	435352	705882
5	1	10	231590	78	0	0	474214	705882
6	3	10	208892	55	1991	1076	493758	705882
7	2	17	209471	90	1238	0	494993	705882
8	2	15	41191	79	1799	0	662734	705882
9	3	13	26470	85	1295	1956	675906	705882
10	3	16	161612	76	1407	1335	541300	705882
11	1	14	622025	53	0	0	83804	705882
12	1	7	199345	70	0	0	506467	705882
13	3	6	366273	63	1262	1260	336898	705882
14	3	7	295219	64	1029	1215	408227	705882
15	2	12	32816	67	1368	0	671564	705882
16	1	19	204781	68	0	0	501033	705882
17	3	15	386133	64	1963	1175	316419	705882

Type 5 #28 [Back to Summary]

Burst Segment	Number of Pulses	Chirp Width MHz	t1 usec	Pulse Width (t2) usec	t3 usec	t4 usec	t5 usec	Total Segment Length usec
1	2	8	361022	71	1195	0	343523	705882
2	2	15	172023	55	1597	0	532152	705882
3	1	9	379275	72	0	0	326535	705882
4	2	8	537440	84	1915	0	166359	705882
5	3	8	14177	80	1835	1171	688459	705882
6	1	6	687489	100	0	0	18293	705882
7	2	6	63868	65	1972	0	639912	705882
8	2	18	639334	87	1019	0	65355	705882
9	3	18	30175	61	1772	1803	671949	705882
10	3	17	335869	82	1461	1608	366698	705882
11	1	15	69220	71	0	0	636591	705882
12	2	5	174728	79	1175	0	529821	705882
13	2	15	665255	100	1166	0	39261	705882
14	3	7	604537	73	1889	1622	97615	705882
15	1	18	482940	50	0	0	222892	705882
16	3	5	446811	73	1128	1082	256642	705882
17	1	10	671919	83	0	0	33880	705882

Type 5 #29 [Back to Summary]

Burst Segment	Number of Pulses	Chirp Width MHz	t1 usec	Pulse Width (t2) usec	t3 usec	t4 usec	t5 usec	Total Segment Length usec
1	3	20	842845	66	1254	1157	245455	1090909
2	3	11	658642	83	1226	1149	429643	1090909
3	3	12	912847	54	1468	1864	174568	1090909

This test report may be reproduced in full only. The document may only be updated by MiCOM Labs personnel. All changes will be noted in the Document History section of the report.



Title: Actiontec Electronics Inc WCB6240Q
To: FCC Part 15.407 & IC RSS-247 Issue 1
Serial #: ATEC09-U11c DFS Rev A
Issue Date: 27th October 2015
Page: 138 of 148

4	3	5	353916	65	1599	1961	733238	1090909
5	3	19	308971	77	1092	1613	779002	1090909
6	1	8	754608	65	0	0	336236	1090909
7	1	7	691604	57	0	0	399248	1090909
8	2	10	420723	54	1348	0	668730	1090909
9	2	18	37133	81	1174	0	1052440	1090909
10	2	11	674702	58	1821	0	414270	1090909
11	2	6	726792	60	1365	0	362632	1090909

[Type 5 #30 \[Back to Summary\]](#)

Burst Segment	Number of Pulses	Chirp Width MHz	t1 usec	Pulse Width (t2) usec	t3 usec	t4 usec	t5 usec	Total Segment Length usec
1	2	17	142805	93	1046	0	855963	1000000
2	3	11	335855	92	1166	1819	660884	1000000
3	1	11	660206	61	0	0	339733	1000000
4	3	8	66497	85	1503	1702	930043	1000000
5	2	12	907072	94	1446	0	91294	1000000
6	2	14	200153	85	1479	0	798198	1000000
7	3	9	575280	75	1856	1225	421414	1000000
8	1	14	783552	62	0	0	216386	1000000
9	2	8	865207	50	1271	0	133422	1000000
10	1	20	669026	72	0	0	330902	1000000
11	2	18	259625	93	1965	0	738224	1000000
12	1	9	600252	100	0	0	399648	1000000

This test report may be reproduced in full only. The document may only be updated by MiCOM Labs personnel. All changes will be noted in the Document History section of the report.



Type 6 #1 [Back to Summary]									
This table contains a list of 100 hop frequencies, randomly selected from 5250-5724MHz in 1MHz steps									
#01-5361	#02-5431	#03-5321	#04-5640	#05-5576	#06-5543	#07-5518	#08-5629	#09-5688	#10-5496
#11-5456	#12-5440	#13-5434	#14-5710	#15-5696	#16-5686	#17-5533	#18-5424	#19-5565	#20-5351
#21-5525	#22-5612	#23-5281	#24-5596	#25-5677	#26-5704	#27-5410	#28-5682	#29-5504	#30-5272
#31-5545	#32-5365	#33-5397	#34-5583	#35-5254	#36-5336	#37-5550	#38-5557	#39-5402	#40-5585
#41-5355	#42-5689	#43-5499	#44-5377	#45-5312	#46-5674	#47-5687	#48-5661	#49-5400	#50-5275
#51-5259	#52-5473	#53-5399	#54-5449	#55-5383	#56-5560	#57-5375	#58-5666	#59-5676	#60-5340
#61-5292	#62-5706	#63-5610	#64-5385	#65-5700	#66-5271	#67-5282	#68-5490	#69-5493	#70-5506
#71-5316	#72-5347	#73-5549	#74-5641	#75-5461	#76-5719	#77-5482	#78-5608	#79-5372	#80-5573
#81-5505	#82-5594	#83-5530	#84-5274	#85-5631	#86-5414	#87-5263	#88-5408	#89-5335	#90-5692
#91-5327	#92-5611	#93-5589	#94-5368	#95-5509	#96-5491	#97-5691	#98-5333	#99-5389	#100-5679

Type 6 #2 [Back to Summary]									
This table contains a list of 100 hop frequencies, randomly selected from 5250-5724MHz in 1MHz steps									
#01-5646	#02-5566	#03-5617	#04-5484	#05-5317	#06-5375	#07-5644	#08-5252	#09-5450	#10-5673
#11-5283	#12-5356	#13-5466	#14-5606	#15-5586	#16-5342	#17-5302	#18-5664	#19-5463	#20-5430
#21-5493	#22-5641	#23-5595	#24-5567	#25-5693	#26-5570	#27-5588	#28-5332	#29-5538	#30-5577
#31-5250	#32-5455	#33-5575	#34-5478	#35-5433	#36-5264	#37-5655	#38-5670	#39-5282	#40-5415
#41-5458	#42-5492	#43-5379	#44-5483	#45-5424	#46-5487	#47-5292	#48-5629	#49-5599	#50-5280
#51-5412	#52-5650	#53-5499	#54-5403	#55-5649	#56-5271	#57-5642	#58-5349	#59-5530	#60-5306
#61-5645	#62-5637	#63-5345	#64-5626	#65-5615	#66-5378	#67-5572	#68-5357	#69-5632	#70-5298
#71-5696	#72-5251	#73-5512	#74-5267	#75-5333	#76-5519	#77-5545	#78-5427	#79-5663	#80-5547
#81-5563	#82-5529	#83-5325	#84-5509	#85-5717	#86-5263	#87-5571	#88-5477	#89-5359	#90-5579
#91-5544	#92-5582	#93-5533	#94-5260	#95-5307	#96-5437	#97-5648	#98-5504	#99-5601	#100-5528

Type 6 #3 [Back to Summary]									
This table contains a list of 100 hop frequencies, randomly selected from 5250-5724MHz in 1MHz steps									
#01-5401	#02-5386	#03-5253	#04-5558	#05-5555	#06-5446	#07-5485	#08-5467	#09-5698	#10-5523
#11-5445	#12-5346	#13-5539	#14-5302	#15-5498	#16-5580	#17-5399	#18-5510	#19-5404	#20-5664
#21-5408	#22-5396	#23-5479	#24-5448	#25-5475	#26-5710	#27-5699	#28-5535	#29-5370	#30-5476
#31-5623	#32-5308	#33-5653	#34-5522	#35-5648	#36-5372	#37-5713	#38-5429	#39-5265	#40-5281
#41-5598	#42-5320	#43-5606	#44-5484	#45-5348	#46-5486	#47-5719	#48-5306	#49-5451	#50-5288
#51-5387	#52-5350	#53-5662	#54-5369	#55-5254	#56-5632	#57-5530	#58-5333	#59-5569	#60-5471
#61-5675	#62-5347	#63-5625	#64-5418	#65-5266	#66-5378	#67-5376	#68-5591	#69-5694	#70-5495
#71-5373	#72-5316	#73-5338	#74-5515	#75-5714	#76-5716	#77-5643	#78-5298	#79-5438	#80-5682
#81-5715	#82-5403	#83-5465	#84-5433	#85-5420	#86-5534	#87-5647	#88-5384	#89-5584	#90-5685
#91-5318	#92-5702	#93-5652	#94-5360	#95-5585	#96-5617	#97-5701	#98-5595	#99-5464	#100-5637

Type 6 #4 [Back to Summary]									
This table contains a list of 100 hop frequencies, randomly selected from 5250-5724MHz in 1MHz steps									
#01-5429	#02-5343	#03-5578	#04-5553	#05-5627	#06-5428	#07-5283	#08-5390	#09-5427	#10-5588
#11-5460	#12-5636	#13-5407	#14-5598	#15-5324	#16-5563	#17-5394	#18-5364	#19-5381	#20-5385
#21-5389	#22-5646	#23-5263	#24-5715	#25-5662	#26-5308	#27-5370	#28-5592	#29-5706	#30-5371

This test report may be reproduced in full only. The document may only be updated by MiCOM Labs personnel. All changes will be noted in the Document History section of the report.



#31-5552	#32-5253	#33-5252	#34-5566	#35-5270	#36-5520	#37-5351	#38-5444	#39-5506	#40-5615
#41-5442	#42-5449	#43-5445	#44-5543	#45-5387	#46-5451	#47-5641	#48-5332	#49-5501	#50-5290
#51-5422	#52-5565	#53-5562	#54-5689	#55-5638	#56-5522	#57-5448	#58-5307	#59-5466	#60-5280
#61-5333	#62-5403	#63-5595	#64-5482	#65-5582	#66-5373	#67-5569	#68-5666	#69-5607	#70-5624
#71-5523	#72-5463	#73-5604	#74-5649	#75-5298	#76-5568	#77-5643	#78-5454	#79-5347	#80-5301
#81-5688	#82-5555	#83-5251	#84-5305	#85-5399	#86-5437	#87-5558	#88-5622	#89-5411	#90-5366
#91-5274	#92-5574	#93-5311	#94-5530	#95-5327	#96-5321	#97-5302	#98-5559	#99-5391	#100-5288

Type 6 #5 [Back to Summary]

This table contains a list of 100 hop frequencies, randomly selected from 5250-5724MHz in 1MHz steps

#01-5475	#02-5490	#03-5713	#04-5473	#05-5604	#06-5389	#07-5261	#08-5658	#09-5281	#10-5440
#11-5290	#12-5480	#13-5437	#14-5318	#15-5419	#16-5567	#17-5270	#18-5549	#19-5447	#20-5251
#21-5361	#22-5347	#23-5580	#24-5325	#25-5712	#26-5288	#27-5565	#28-5382	#29-5295	#30-5466
#31-5530	#32-5414	#33-5310	#34-5356	#35-5554	#36-5634	#37-5449	#38-5422	#39-5428	#40-5610
#41-5478	#42-5334	#43-5558	#44-5534	#45-5555	#46-5343	#47-5259	#48-5627	#49-5459	#50-5539
#51-5582	#52-5669	#53-5664	#54-5651	#55-5378	#56-5637	#57-5486	#58-5566	#59-5548	#60-5603
#61-5612	#62-5540	#63-5635	#64-5600	#65-5420	#66-5331	#67-5488	#68-5510	#69-5368	#70-5572
#71-5371	#72-5277	#73-5366	#74-5608	#75-5262	#76-5272	#77-5516	#78-5406	#79-5670	#80-5560
#81-5652	#82-5672	#83-5469	#84-5370	#85-5429	#86-5426	#87-5250	#88-5536	#89-5661	#90-5586
#91-5595	#92-5256	#93-5590	#94-5519	#95-5647	#96-5384	#97-5496	#98-5341	#99-5691	#100-5461

Type 6 #6 [Back to Summary]

This table contains a list of 100 hop frequencies, randomly selected from 5250-5724MHz in 1MHz steps

#01-5641	#02-5548	#03-5293	#04-5366	#05-5612	#06-5371	#07-5329	#08-5621	#09-5718	#10-5373
#11-5302	#12-5688	#13-5381	#14-5299	#15-5626	#16-5311	#17-5510	#18-5556	#19-5636	#20-5509
#21-5407	#22-5359	#23-5267	#24-5468	#25-5349	#26-5582	#27-5271	#28-5658	#29-5308	#30-5363
#31-5469	#32-5685	#33-5460	#34-5552	#35-5547	#36-5386	#37-5309	#38-5362	#39-5414	#40-5581
#41-5690	#42-5602	#43-5608	#44-5538	#45-5631	#46-5684	#47-5527	#48-5335	#49-5360	#50-5434
#51-5305	#52-5676	#53-5484	#54-5438	#55-5276	#56-5622	#57-5512	#58-5514	#59-5687	#60-5659
#61-5259	#62-5557	#63-5652	#64-5477	#65-5553	#66-5489	#67-5252	#68-5397	#69-5391	#70-5304
#71-5543	#72-5529	#73-5476	#74-5453	#75-5562	#76-5390	#77-5661	#78-5598	#79-5507	#80-5630
#81-5318	#82-5412	#83-5575	#84-5625	#85-5523	#86-5667	#87-5599	#88-5706	#89-5703	#90-5457
#91-5698	#92-5595	#93-5432	#94-5367	#95-5250	#96-5383	#97-5679	#98-5686	#99-5310	#100-5372

Type 6 #7 [Back to Summary]

This table contains a list of 100 hop frequencies, randomly selected from 5250-5724MHz in 1MHz steps

#01-5458	#02-5371	#03-5390	#04-5310	#05-5476	#06-5597	#07-5271	#08-5693	#09-5485	#10-5368
#11-5379	#12-5564	#13-5546	#14-5490	#15-5506	#16-5540	#17-5587	#18-5602	#19-5472	#20-5583
#21-5658	#22-5331	#23-5328	#24-5676	#25-5416	#26-5322	#27-5567	#28-5630	#29-5376	#30-5363
#31-5397	#32-5537	#33-5352	#34-5453	#35-5417	#36-5401	#37-5606	#38-5372	#39-5358	#40-5682
#41-5488	#42-5463	#43-5464	#44-5466	#45-5592	#46-5613	#47-5468	#48-5342	#49-5334	#50-5325
#51-5451	#52-5439	#53-5377	#54-5292	#55-5438	#56-5619	#57-5404	#58-5279	#59-5366	#60-5566
#61-5695	#62-5462	#63-5343	#64-5323	#65-5354	#66-5678	#67-5705	#68-5479	#69-5626	#70-5419
#71-5589	#72-5460	#73-5548	#74-5434	#75-5690	#76-5411	#77-5534	#78-5270	#79-5312	#80-5625

This test report may be reproduced in full only. The document may only be updated by MiCOM Labs personnel. All changes will be noted in the Document History section of the report.



#81-5264	#82-5290	#83-5359	#84-5398	#85-5711	#86-5692	#87-5329	#88-5565	#89-5646	#90-5341
#91-5494	#92-5624	#93-5380	#94-5519	#95-5528	#96-5361	#97-5580	#98-5686	#99-5550	#100-5269

Type 6 #8 [Back to Summary]

This table contains a list of 100 hop frequencies, randomly selected from 5250-5724MHz in 1MHz steps

#01-5509	#02-5428	#03-5703	#04-5321	#05-5695	#06-5314	#07-5679	#08-5282	#09-5351	#10-5633
#11-5354	#12-5562	#13-5329	#14-5283	#15-5720	#16-5529	#17-5718	#18-5511	#19-5284	#20-5310
#21-5497	#22-5501	#23-5345	#24-5560	#25-5417	#26-5639	#27-5411	#28-5297	#29-5645	#30-5457
#31-5325	#32-5719	#33-5506	#34-5655	#35-5420	#36-5640	#37-5721	#38-5264	#39-5610	#40-5614
#41-5715	#42-5585	#43-5520	#44-5543	#45-5440	#46-5495	#47-5368	#48-5333	#49-5367	#50-5318
#51-5651	#52-5489	#53-5257	#54-5393	#55-5628	#56-5306	#57-5627	#58-5632	#59-5362	#60-5442
#61-5425	#62-5578	#63-5486	#64-5334	#65-5502	#66-5359	#67-5328	#68-5514	#69-5269	#70-5424
#71-5608	#72-5510	#73-5484	#74-5289	#75-5599	#76-5448	#77-5641	#78-5654	#79-5561	#80-5516
#81-5389	#82-5574	#83-5472	#84-5498	#85-5572	#86-5276	#87-5261	#88-5665	#89-5522	#90-5410
#91-5667	#92-5356	#93-5303	#94-5699	#95-5288	#96-5528	#97-5631	#98-5471	#99-5353	#100-5279

Type 6 #9 [Back to Summary]

This table contains a list of 100 hop frequencies, randomly selected from 5250-5724MHz in 1MHz steps

#01-5583	#02-5711	#03-5702	#04-5525	#05-5651	#06-5286	#07-5254	#08-5587	#09-5253	#10-5467
#11-5332	#12-5317	#13-5574	#14-5632	#15-5446	#16-5356	#17-5712	#18-5323	#19-5347	#20-5542
#21-5341	#22-5647	#23-5600	#24-5477	#25-5585	#26-5667	#27-5495	#28-5582	#29-5276	#30-5722
#31-5648	#32-5706	#33-5331	#34-5376	#35-5251	#36-5701	#37-5596	#38-5373	#39-5663	#40-5379
#41-5493	#42-5714	#43-5561	#44-5616	#45-5696	#46-5678	#47-5724	#48-5593	#49-5507	#50-5483
#51-5500	#52-5255	#53-5461	#54-5491	#55-5313	#56-5351	#57-5662	#58-5424	#59-5425	#60-5311
#61-5405	#62-5469	#63-5409	#64-5335	#65-5492	#66-5506	#67-5445	#68-5366	#69-5675	#70-5413
#71-5572	#72-5658	#73-5289	#74-5505	#75-5627	#76-5324	#77-5517	#78-5472	#79-5642	#80-5564
#81-5624	#82-5288	#83-5422	#84-5672	#85-5601	#86-5699	#87-5489	#88-5262	#89-5457	#90-5610
#91-5435	#92-5468	#93-5398	#94-5378	#95-5367	#96-5550	#97-5570	#98-5298	#99-5643	#100-5691

Type 6 #10 [Back to Summary]

This table contains a list of 100 hop frequencies, randomly selected from 5250-5724MHz in 1MHz steps

#01-5643	#02-5518	#03-5368	#04-5503	#05-5654	#06-5434	#07-5721	#08-5491	#09-5565	#10-5653
#11-5443	#12-5545	#13-5340	#14-5668	#15-5252	#16-5533	#17-5438	#18-5333	#19-5645	#20-5672
#21-5489	#22-5620	#23-5446	#24-5449	#25-5479	#26-5671	#27-5400	#28-5647	#29-5322	#30-5658
#31-5562	#32-5504	#33-5404	#34-5482	#35-5559	#36-5553	#37-5344	#38-5690	#39-5294	#40-5507
#41-5275	#42-5577	#43-5287	#44-5423	#45-5547	#46-5584	#47-5560	#48-5459	#49-5364	#50-5451
#51-5272	#52-5321	#53-5644	#54-5273	#55-5707	#56-5284	#57-5324	#58-5419	#59-5369	#60-5257
#61-5509	#62-5708	#63-5268	#64-5414	#65-5573	#66-5301	#67-5717	#68-5499	#69-5342	#70-5523
#71-5576	#72-5663	#73-5424	#74-5627	#75-5634	#76-5701	#77-5349	#78-5586	#79-5335	#80-5448
#81-5595	#82-5481	#83-5332	#84-5563	#85-5422	#86-5269	#87-5521	#88-5650	#89-5500	#90-5490
#91-5593	#92-5259	#93-5699	#94-5711	#95-5592	#96-5311	#97-5366	#98-5511	#99-5421	#100-5383

This test report may be reproduced in full only. The document may only be updated by MiCOM Labs personnel. All changes will be noted in the Document History section of the report.



Type 6 #11 [Back to Summary]									
This table contains a list of 100 hop frequencies, randomly selected from 5250-5724MHz in 1MHz steps									
#01-5469	#02-5371	#03-5323	#04-5308	#05-5700	#06-5384	#07-5507	#08-5646	#09-5310	#10-5510
#11-5397	#12-5658	#13-5491	#14-5462	#15-5544	#16-5647	#17-5548	#18-5557	#19-5251	#20-5650
#21-5413	#22-5659	#23-5283	#24-5615	#25-5691	#26-5374	#27-5298	#28-5719	#29-5274	#30-5332
#31-5662	#32-5667	#33-5309	#34-5674	#35-5343	#36-5300	#37-5503	#38-5460	#39-5294	#40-5387
#41-5392	#42-5579	#43-5429	#44-5333	#45-5596	#46-5326	#47-5458	#48-5498	#49-5297	#50-5388
#51-5542	#52-5678	#53-5651	#54-5495	#55-5694	#56-5535	#57-5338	#58-5432	#59-5341	#60-5576
#61-5336	#62-5513	#63-5622	#64-5703	#65-5573	#66-5454	#67-5598	#68-5541	#69-5369	#70-5494
#71-5393	#72-5589	#73-5508	#74-5559	#75-5479	#76-5269	#77-5640	#78-5524	#79-5671	#80-5610
#81-5514	#82-5708	#83-5266	#84-5538	#85-5704	#86-5533	#87-5686	#88-5321	#89-5368	#90-5442
#91-5604	#92-5681	#93-5451	#94-5485	#95-5391	#96-5452	#97-5641	#98-5379	#99-5528	#100-5414

Type 6 #12 [Back to Summary]									
This table contains a list of 100 hop frequencies, randomly selected from 5250-5724MHz in 1MHz steps									
#01-5311	#02-5712	#03-5385	#04-5305	#05-5389	#06-5412	#07-5450	#08-5660	#09-5536	#10-5566
#11-5261	#12-5438	#13-5589	#14-5309	#15-5562	#16-5560	#17-5532	#18-5322	#19-5694	#20-5321
#21-5539	#22-5629	#23-5602	#24-5277	#25-5723	#26-5395	#27-5393	#28-5615	#29-5544	#30-5679
#31-5551	#32-5568	#33-5478	#34-5547	#35-5633	#36-5642	#37-5507	#38-5488	#39-5287	#40-5670
#41-5262	#42-5621	#43-5677	#44-5329	#45-5543	#46-5720	#47-5647	#48-5485	#49-5343	#50-5497
#51-5333	#52-5508	#53-5675	#54-5535	#55-5288	#56-5661	#57-5391	#58-5423	#59-5371	#60-5379
#61-5295	#62-5484	#63-5482	#64-5718	#65-5332	#66-5710	#67-5414	#68-5301	#69-5538	#70-5300
#71-5591	#72-5657	#73-5265	#74-5542	#75-5649	#76-5269	#77-5644	#78-5576	#79-5397	#80-5693
#81-5549	#82-5431	#83-5468	#84-5310	#85-5597	#86-5347	#87-5604	#88-5570	#89-5346	#90-5588
#91-5548	#92-5608	#93-5575	#94-5443	#95-5635	#96-5335	#97-5461	#98-5260	#99-5433	#100-5529

Type 6 #13 [Back to Summary]									
This table contains a list of 100 hop frequencies, randomly selected from 5250-5724MHz in 1MHz steps									
#01-5446	#02-5466	#03-5576	#04-5262	#05-5382	#06-5610	#07-5269	#08-5267	#09-5540	#10-5275
#11-5403	#12-5554	#13-5569	#14-5302	#15-5264	#16-5657	#17-5606	#18-5362	#19-5316	#20-5421
#21-5693	#22-5678	#23-5253	#24-5358	#25-5381	#26-5691	#27-5456	#28-5558	#29-5365	#30-5387
#31-5460	#32-5366	#33-5646	#34-5709	#35-5251	#36-5459	#37-5438	#38-5464	#39-5462	#40-5585
#41-5553	#42-5531	#43-5563	#44-5395	#45-5304	#46-5256	#47-5391	#48-5620	#49-5402	#50-5579
#51-5622	#52-5415	#53-5261	#54-5561	#55-5493	#56-5463	#57-5467	#58-5605	#59-5404	#60-5635
#61-5433	#62-5425	#63-5613	#64-5667	#65-5647	#66-5317	#67-5448	#68-5418	#69-5389	#70-5396
#71-5687	#72-5327	#73-5685	#74-5314	#75-5405	#76-5510	#77-5489	#78-5294	#79-5354	#80-5334
#81-5513	#82-5716	#83-5557	#84-5299	#85-5308	#86-5674	#87-5370	#88-5356	#89-5675	#90-5453
#91-5590	#92-5333	#93-5323	#94-5607	#95-5679	#96-5410	#97-5724	#98-5346	#99-5298	#100-5505

Type 6 #14 [Back to Summary]									
This table contains a list of 100 hop frequencies, randomly selected from 5250-5724MHz in 1MHz steps									
#01-5528	#02-5455	#03-5339	#04-5422	#05-5277	#06-5639	#07-5373	#08-5622	#09-5333	#10-5562
#11-5575	#12-5473	#13-5456	#14-5586	#15-5573	#16-5521	#17-5611	#18-5269	#19-5290	#20-5464
#21-5484	#22-5461	#23-5601	#24-5716	#25-5579	#26-5451	#27-5349	#28-5490	#29-5458	#30-5654

This test report may be reproduced in full only. The document may only be updated by MiCOM Labs personnel. All changes will be noted in the Document History section of the report.



#31-5638	#32-5370	#33-5465	#34-5279	#35-5568	#36-5693	#37-5502	#38-5342	#39-5441	#40-5551
#41-5555	#42-5506	#43-5496	#44-5384	#45-5472	#46-5549	#47-5400	#48-5538	#49-5402	#50-5305
#51-5558	#52-5271	#53-5316	#54-5348	#55-5567	#56-5540	#57-5608	#58-5414	#59-5404	#60-5649
#61-5257	#62-5720	#63-5557	#64-5254	#65-5552	#66-5358	#67-5651	#68-5653	#69-5680	#70-5355
#71-5493	#72-5445	#73-5703	#74-5525	#75-5417	#76-5365	#77-5485	#78-5314	#79-5632	#80-5440
#81-5687	#82-5714	#83-5595	#84-5659	#85-5516	#86-5626	#87-5668	#88-5391	#89-5352	#90-5571
#91-5267	#92-5376	#93-5476	#94-5396	#95-5462	#96-5430	#97-5475	#98-5457	#99-5645	#100-5361

Type 6 #15 [Back to Summary]

This table contains a list of 100 hop frequencies, randomly selected from 5250-5724MHz in 1MHz steps

#01-5473	#02-5580	#03-5371	#04-5572	#05-5264	#06-5519	#07-5721	#08-5289	#09-5413	#10-5391
#11-5350	#12-5530	#13-5594	#14-5682	#15-5424	#16-5385	#17-5672	#18-5694	#19-5511	#20-5577
#21-5508	#22-5475	#23-5319	#24-5477	#25-5534	#26-5667	#27-5679	#28-5660	#29-5260	#30-5582
#31-5712	#32-5347	#33-5576	#34-5490	#35-5265	#36-5537	#37-5669	#38-5612	#39-5399	#40-5394
#41-5312	#42-5407	#43-5601	#44-5276	#45-5671	#46-5381	#47-5505	#48-5255	#49-5339	#50-5509
#51-5675	#52-5556	#53-5690	#54-5354	#55-5302	#56-5345	#57-5455	#58-5292	#59-5403	#60-5533
#61-5362	#62-5433	#63-5268	#64-5499	#65-5666	#66-5611	#67-5441	#68-5309	#69-5544	#70-5367
#71-5515	#72-5351	#73-5598	#74-5293	#75-5412	#76-5536	#77-5423	#78-5654	#79-5645	#80-5322
#81-5286	#82-5516	#83-5318	#84-5525	#85-5635	#86-5485	#87-5573	#88-5548	#89-5352	#90-5683
#91-5254	#92-5638	#93-5488	#94-5353	#95-5607	#96-5564	#97-5369	#98-5623	#99-5449	#100-5439

Type 6 #16 [Back to Summary]

This table contains a list of 100 hop frequencies, randomly selected from 5250-5724MHz in 1MHz steps

#01-5717	#02-5589	#03-5480	#04-5258	#05-5539	#06-5292	#07-5289	#08-5593	#09-5424	#10-5482
#11-5460	#12-5325	#13-5642	#14-5674	#15-5698	#16-5281	#17-5376	#18-5592	#19-5627	#20-5721
#21-5264	#22-5557	#23-5346	#24-5530	#25-5379	#26-5308	#27-5654	#28-5584	#29-5535	#30-5271
#31-5597	#32-5630	#33-5327	#34-5661	#35-5405	#36-5476	#37-5284	#38-5364	#39-5508	#40-5484
#41-5496	#42-5582	#43-5562	#44-5570	#45-5404	#46-5633	#47-5533	#48-5547	#49-5385	#50-5410
#51-5492	#52-5603	#53-5708	#54-5360	#55-5614	#56-5587	#57-5420	#58-5565	#59-5598	#60-5287
#61-5600	#62-5624	#63-5513	#64-5462	#65-5505	#66-5298	#67-5574	#68-5673	#69-5542	#70-5446
#71-5629	#72-5270	#73-5301	#74-5715	#75-5300	#76-5495	#77-5640	#78-5418	#79-5455	#80-5512
#81-5381	#82-5398	#83-5475	#84-5618	#85-5285	#86-5719	#87-5392	#88-5255	#89-5596	#90-5657
#91-5343	#92-5448	#93-5283	#94-5648	#95-5644	#96-5361	#97-5643	#98-5251	#99-5311	#100-5299

Type 6 #17 [Back to Summary]

This table contains a list of 100 hop frequencies, randomly selected from 5250-5724MHz in 1MHz steps

#01-5328	#02-5339	#03-5682	#04-5322	#05-5470	#06-5537	#07-5649	#08-5662	#09-5683	#10-5593
#11-5395	#12-5276	#13-5294	#14-5381	#15-5313	#16-5279	#17-5405	#18-5538	#19-5679	#20-5399
#21-5441	#22-5348	#23-5369	#24-5448	#25-5516	#26-5266	#27-5572	#28-5707	#29-5528	#30-5500
#31-5454	#32-5536	#33-5463	#34-5302	#35-5309	#36-5518	#37-5546	#38-5540	#39-5432	#40-5467
#41-5318	#42-5252	#43-5511	#44-5316	#45-5403	#46-5627	#47-5584	#48-5615	#49-5681	#50-5354
#51-5296	#52-5637	#53-5583	#54-5705	#55-5664	#56-5563	#57-5598	#58-5678	#59-5520	#60-5327
#61-5343	#62-5666	#63-5465	#64-5556	#65-5329	#66-5253	#67-5486	#68-5723	#69-5497	#70-5656
#71-5373	#72-5501	#73-5397	#74-5582	#75-5382	#76-5362	#77-5364	#78-5712	#79-5342	#80-5571

This test report may be reproduced in full only. The document may only be updated by MiCOM Labs personnel. All changes will be noted in the Document History section of the report.



#81-5407	#82-5624	#83-5604	#84-5673	#85-5586	#86-5636	#87-5390	#88-5363	#89-5416	#90-5634
#91-5569	#92-5575	#93-5547	#94-5581	#95-5378	#96-5356	#97-5524	#98-5460	#99-5453	#100-5517

Type 6 #18 [Back to Summary]

This table contains a list of 100 hop frequencies, randomly selected from 5250-5724MHz in 1MHz steps

#01-5706	#02-5465	#03-5565	#04-5405	#05-5340	#06-5586	#07-5559	#08-5672	#09-5509	#10-5566
#11-5677	#12-5257	#13-5608	#14-5531	#15-5635	#16-5386	#17-5585	#18-5516	#19-5259	#20-5335
#21-5488	#22-5262	#23-5542	#24-5381	#25-5688	#26-5472	#27-5289	#28-5643	#29-5393	#30-5593
#31-5577	#32-5698	#33-5457	#34-5270	#35-5481	#36-5300	#37-5501	#38-5582	#39-5686	#40-5310
#41-5258	#42-5619	#43-5539	#44-5697	#45-5571	#46-5438	#47-5694	#48-5663	#49-5451	#50-5368
#51-5279	#52-5693	#53-5659	#54-5299	#55-5587	#56-5683	#57-5622	#58-5336	#59-5632	#60-5625
#61-5648	#62-5533	#63-5388	#64-5281	#65-5558	#66-5427	#67-5365	#68-5353	#69-5466	#70-5482
#71-5477	#72-5526	#73-5676	#74-5522	#75-5253	#76-5409	#77-5366	#78-5284	#79-5319	#80-5669
#81-5455	#82-5667	#83-5475	#84-5547	#85-5255	#86-5523	#87-5696	#88-5618	#89-5341	#90-5603
#91-5496	#92-5303	#93-5410	#94-5400	#95-5665	#96-5263	#97-5260	#98-5578	#99-5615	#100-5478

Type 6 #19 [Back to Summary]

This table contains a list of 100 hop frequencies, randomly selected from 5250-5724MHz in 1MHz steps

#01-5266	#02-5386	#03-5402	#04-5584	#05-5524	#06-5505	#07-5301	#08-5562	#09-5680	#10-5442
#11-5591	#12-5638	#13-5458	#14-5553	#15-5629	#16-5394	#17-5459	#18-5375	#19-5604	#20-5705
#21-5472	#22-5516	#23-5437	#24-5536	#25-5577	#26-5468	#27-5353	#28-5274	#29-5466	#30-5359
#31-5483	#32-5699	#33-5319	#34-5713	#35-5387	#36-5543	#37-5284	#38-5541	#39-5347	#40-5444
#41-5465	#42-5454	#43-5618	#44-5469	#45-5487	#46-5456	#47-5435	#48-5355	#49-5433	#50-5350
#51-5571	#52-5338	#53-5634	#54-5255	#55-5474	#56-5674	#57-5257	#58-5305	#59-5276	#60-5346
#61-5684	#62-5616	#63-5303	#64-5389	#65-5564	#66-5492	#67-5576	#68-5425	#69-5558	#70-5506
#71-5511	#72-5256	#73-5312	#74-5317	#75-5339	#76-5261	#77-5642	#78-5644	#79-5282	#80-5259
#81-5636	#82-5610	#83-5314	#84-5489	#85-5438	#86-5677	#87-5486	#88-5670	#89-5418	#90-5369
#91-5607	#92-5658	#93-5578	#94-5434	#95-5596	#96-5587	#97-5582	#98-5649	#99-5263	#100-5557

Type 6 #20 [Back to Summary]

This table contains a list of 100 hop frequencies, randomly selected from 5250-5724MHz in 1MHz steps

#01-5373	#02-5723	#03-5412	#04-5380	#05-5523	#06-5642	#07-5293	#08-5484	#09-5357	#10-5314
#11-5561	#12-5298	#13-5255	#14-5353	#15-5324	#16-5325	#17-5304	#18-5624	#19-5399	#20-5322
#21-5343	#22-5612	#23-5429	#24-5610	#25-5464	#26-5630	#27-5669	#28-5296	#29-5306	#30-5424
#31-5335	#32-5622	#33-5303	#34-5551	#35-5315	#36-5326	#37-5307	#38-5403	#39-5358	#40-5442
#41-5435	#42-5310	#43-5609	#44-5572	#45-5331	#46-5718	#47-5520	#48-5533	#49-5683	#50-5500
#51-5666	#52-5721	#53-5280	#54-5361	#55-5707	#56-5494	#57-5309	#58-5262	#59-5349	#60-5438
#61-5301	#62-5614	#63-5476	#64-5400	#65-5677	#66-5527	#67-5258	#68-5470	#69-5290	#70-5605
#71-5375	#72-5282	#73-5557	#74-5383	#75-5251	#76-5616	#77-5549	#78-5675	#79-5497	#80-5466
#81-5559	#82-5681	#83-5679	#84-5344	#85-5538	#86-5346	#87-5342	#88-5722	#89-5259	#90-5415
#91-5544	#92-5458	#93-5620	#94-5528	#95-5709	#96-5522	#97-5537	#98-5462	#99-5460	#100-5311

Type 6 #21 [Back to Summary]

This table contains a list of 100 hop frequencies, randomly selected from 5250-5724MHz in 1MHz steps

This test report may be reproduced in full only. The document may only be updated by MiCOM Labs personnel. All changes will be noted in the Document History section of the report.



#01-5595	#02-5723	#03-5528	#04-5574	#05-5493	#06-5418	#07-5438	#08-5399	#09-5662	#10-5397
#11-5641	#12-5444	#13-5619	#14-5257	#15-5304	#16-5629	#17-5432	#18-5376	#19-5668	#20-5512
#21-5378	#22-5273	#23-5392	#24-5563	#25-5517	#26-5720	#27-5270	#28-5691	#29-5703	#30-5685
#31-5253	#32-5349	#33-5437	#34-5522	#35-5400	#36-5495	#37-5295	#38-5650	#39-5632	#40-5309
#41-5455	#42-5267	#43-5628	#44-5263	#45-5250	#46-5521	#47-5654	#48-5618	#49-5354	#50-5336
#51-5516	#52-5523	#53-5466	#54-5699	#55-5386	#56-5260	#57-5701	#58-5422	#59-5684	#60-5568
#61-5394	#62-5541	#63-5549	#64-5459	#65-5383	#66-5387	#67-5450	#68-5286	#69-5569	#70-5318
#71-5543	#72-5374	#73-5660	#74-5503	#75-5473	#76-5335	#77-5581	#78-5642	#79-5558	#80-5346
#81-5695	#82-5547	#83-5264	#84-5485	#85-5319	#86-5478	#87-5464	#88-5350	#89-5612	#90-5598
#91-5439	#92-5311	#93-5276	#94-5484	#95-5610	#96-5479	#97-5678	#98-5406	#99-5262	#100-5324

Type 6 #22 [Back to Summary]

This table contains a list of 100 hop frequencies, randomly selected from 5250-5724MHz in 1MHz steps

#01-5447	#02-5427	#03-5670	#04-5395	#05-5599	#06-5711	#07-5477	#08-5707	#09-5453	#10-5461
#11-5637	#12-5614	#13-5623	#14-5318	#15-5697	#16-5547	#17-5334	#18-5693	#19-5655	#20-5501
#21-5574	#22-5314	#23-5426	#24-5411	#25-5260	#26-5575	#27-5281	#28-5328	#29-5393	#30-5548
#31-5390	#32-5252	#33-5410	#34-5596	#35-5301	#36-5518	#37-5340	#38-5476	#39-5625	#40-5370
#41-5353	#42-5710	#43-5331	#44-5399	#45-5386	#46-5585	#47-5622	#48-5657	#49-5594	#50-5429
#51-5485	#52-5475	#53-5383	#54-5250	#55-5508	#56-5385	#57-5273	#58-5347	#59-5445	#60-5629
#61-5310	#62-5638	#63-5496	#64-5612	#65-5462	#66-5646	#67-5278	#68-5719	#69-5466	#70-5279
#71-5380	#72-5470	#73-5344	#74-5261	#75-5598	#76-5714	#77-5716	#78-5369	#79-5524	#80-5368
#81-5639	#82-5491	#83-5660	#84-5300	#85-5259	#86-5680	#87-5528	#88-5650	#89-5449	#90-5418
#91-5627	#92-5499	#93-5373	#94-5425	#95-5687	#96-5446	#97-5355	#98-5254	#99-5305	#100-5630

Type 6 #23 [Back to Summary]

This table contains a list of 100 hop frequencies, randomly selected from 5250-5724MHz in 1MHz steps

#01-5497	#02-5511	#03-5283	#04-5355	#05-5325	#06-5483	#07-5519	#08-5581	#09-5370	#10-5527
#11-5709	#12-5595	#13-5268	#14-5289	#15-5263	#16-5476	#17-5454	#18-5271	#19-5402	#20-5651
#21-5358	#22-5349	#23-5591	#24-5541	#25-5377	#26-5491	#27-5649	#28-5406	#29-5443	#30-5386
#31-5655	#32-5407	#33-5395	#34-5487	#35-5418	#36-5419	#37-5423	#38-5574	#39-5690	#40-5389
#41-5623	#42-5296	#43-5378	#44-5570	#45-5440	#46-5371	#47-5611	#48-5560	#49-5673	#50-5694
#51-5625	#52-5708	#53-5627	#54-5703	#55-5388	#56-5412	#57-5416	#58-5538	#59-5717	#60-5586
#61-5363	#62-5596	#63-5552	#64-5449	#65-5505	#66-5569	#67-5302	#68-5604	#69-5305	#70-5278
#71-5312	#72-5695	#73-5351	#74-5255	#75-5338	#76-5457	#77-5473	#78-5486	#79-5672	#80-5504
#81-5256	#82-5252	#83-5610	#84-5626	#85-5698	#86-5510	#87-5632	#88-5394	#89-5699	#90-5612
#91-5647	#92-5356	#93-5354	#94-5642	#95-5270	#96-5652	#97-5614	#98-5675	#99-5441	#100-5436

Type 6 #24 [Back to Summary]

This table contains a list of 100 hop frequencies, randomly selected from 5250-5724MHz in 1MHz steps

#01-5667	#02-5362	#03-5498	#04-5630	#05-5639	#06-5473	#07-5648	#08-5297	#09-5282	#10-5406
#11-5589	#12-5566	#13-5417	#14-5703	#15-5331	#16-5460	#17-5492	#18-5405	#19-5551	#20-5296
#21-5463	#22-5333	#23-5372	#24-5353	#25-5556	#26-5465	#27-5270	#28-5615	#29-5466	#30-5273
#31-5539	#32-5581	#33-5423	#34-5683	#35-5585	#36-5278	#37-5605	#38-5717	#39-5645	#40-5300
#41-5564	#42-5614	#43-5675	#44-5351	#45-5512	#46-5474	#47-5291	#48-5570	#49-5403	#50-5432

This test report may be reproduced in full only. The document may only be updated by MiCOM Labs personnel. All changes will be noted in the Document History section of the report.



#51-5349	#52-5698	#53-5584	#54-5375	#55-5527	#56-5257	#57-5628	#58-5407	#59-5541	#60-5382
#61-5299	#62-5710	#63-5719	#64-5471	#65-5431	#66-5612	#67-5412	#68-5720	#69-5624	#70-5444
#71-5548	#72-5271	#73-5565	#74-5424	#75-5461	#76-5283	#77-5482	#78-5450	#79-5721	#80-5328
#81-5634	#82-5638	#83-5397	#84-5323	#85-5542	#86-5301	#87-5480	#88-5696	#89-5545	#90-5483
#91-5390	#92-5354	#93-5686	#94-5251	#95-5558	#96-5454	#97-5670	#98-5507	#99-5279	#100-5478

Type 6 #25 [Back to Summary]

This table contains a list of 100 hop frequencies, randomly selected from 5250-5724MHz in 1MHz steps

#01-5518	#02-5645	#03-5474	#04-5528	#05-5534	#06-5502	#07-5716	#08-5573	#09-5466	#10-5370
#11-5255	#12-5695	#13-5288	#14-5575	#15-5402	#16-5324	#17-5490	#18-5463	#19-5594	#20-5663
#21-5378	#22-5376	#23-5684	#24-5679	#25-5523	#26-5366	#27-5632	#28-5329	#29-5668	#30-5461
#31-5541	#32-5513	#33-5650	#34-5299	#35-5687	#36-5350	#37-5599	#38-5418	#39-5261	#40-5706
#41-5718	#42-5504	#43-5582	#44-5269	#45-5286	#46-5384	#47-5648	#48-5401	#49-5406	#50-5379
#51-5430	#52-5294	#53-5409	#54-5437	#55-5349	#56-5392	#57-5686	#58-5520	#59-5254	#60-5417
#61-5636	#62-5630	#63-5554	#64-5714	#65-5613	#66-5301	#67-5449	#68-5322	#69-5451	#70-5669
#71-5598	#72-5519	#73-5664	#74-5643	#75-5389	#76-5443	#77-5481	#78-5538	#79-5281	#80-5497
#81-5353	#82-5462	#83-5674	#84-5544	#85-5388	#86-5413	#87-5569	#88-5361	#89-5332	#90-5577
#91-5439	#92-5339	#93-5659	#94-5354	#95-5655	#96-5357	#97-5567	#98-5521	#99-5493	#100-5475

Type 6 #26 [Back to Summary]

This table contains a list of 100 hop frequencies, randomly selected from 5250-5724MHz in 1MHz steps

#01-5598	#02-5271	#03-5602	#04-5589	#05-5699	#06-5363	#07-5712	#08-5342	#09-5697	#10-5307
#11-5556	#12-5289	#13-5318	#14-5638	#15-5369	#16-5633	#17-5607	#18-5502	#19-5586	#20-5724
#21-5666	#22-5475	#23-5348	#24-5300	#25-5508	#26-5692	#27-5544	#28-5648	#29-5654	#30-5557
#31-5693	#32-5449	#33-5671	#34-5367	#35-5452	#36-5548	#37-5594	#38-5722	#39-5344	#40-5507
#41-5604	#42-5382	#43-5430	#44-5620	#45-5444	#46-5441	#47-5535	#48-5684	#49-5268	#50-5631
#51-5656	#52-5521	#53-5503	#54-5539	#55-5440	#56-5395	#57-5418	#58-5459	#59-5299	#60-5377
#61-5531	#62-5587	#63-5565	#64-5371	#65-5520	#66-5642	#67-5335	#68-5262	#69-5505	#70-5492
#71-5467	#72-5312	#73-5343	#74-5516	#75-5613	#76-5498	#77-5353	#78-5321	#79-5695	#80-5538
#81-5311	#82-5698	#83-5265	#84-5570	#85-5673	#86-5258	#87-5404	#88-5576	#89-5650	#90-5297
#91-5555	#92-5254	#93-5624	#94-5645	#95-5305	#96-5322	#97-5617	#98-5488	#99-5389	#100-5593

Type 6 #27 [Back to Summary]

This table contains a list of 100 hop frequencies, randomly selected from 5250-5724MHz in 1MHz steps

#01-5428	#02-5585	#03-5272	#04-5551	#05-5622	#06-5315	#07-5387	#08-5574	#09-5407	#10-5717
#11-5525	#12-5591	#13-5356	#14-5675	#15-5694	#16-5326	#17-5583	#18-5653	#19-5566	#20-5420
#21-5482	#22-5338	#23-5268	#24-5596	#25-5558	#26-5425	#27-5432	#28-5336	#29-5273	#30-5299
#31-5647	#32-5690	#33-5396	#34-5392	#35-5337	#36-5710	#37-5577	#38-5679	#39-5634	#40-5706
#41-5572	#42-5632	#43-5369	#44-5438	#45-5695	#46-5648	#47-5286	#48-5560	#49-5547	#50-5563
#51-5361	#52-5339	#53-5567	#54-5401	#55-5718	#56-5446	#57-5607	#58-5684	#59-5487	#60-5384
#61-5667	#62-5603	#63-5626	#64-5685	#65-5532	#66-5606	#67-5340	#68-5255	#69-5699	#70-5510
#71-5500	#72-5491	#73-5476	#74-5370	#75-5459	#76-5462	#77-5505	#78-5659	#79-5464	#80-5350
#81-5376	#82-5284	#83-5303	#84-5495	#85-5559	#86-5584	#87-5703	#88-5468	#89-5437	#90-5689
#91-5536	#92-5412	#93-5292	#94-5670	#95-5333	#96-5565	#97-5302	#98-5586	#99-5456	#100-5650

This test report may be reproduced in full only. The document may only be updated by MiCOM Labs personnel. All changes will be noted in the Document History section of the report.



Type 6 #28 [Back to Summary]									
This table contains a list of 100 hop frequencies, randomly selected from 5250-5724MHz in 1MHz steps									
#01-5597	#02-5711	#03-5394	#04-5428	#05-5438	#06-5449	#07-5452	#08-5502	#09-5499	#10-5651
#11-5479	#12-5361	#13-5506	#14-5396	#15-5467	#16-5253	#17-5560	#18-5282	#19-5303	#20-5709
#21-5558	#22-5454	#23-5300	#24-5463	#25-5353	#26-5576	#27-5604	#28-5509	#29-5324	#30-5423
#31-5455	#32-5288	#33-5634	#34-5495	#35-5496	#36-5279	#37-5713	#38-5486	#39-5286	#40-5329
#41-5658	#42-5655	#43-5414	#44-5661	#45-5368	#46-5562	#47-5466	#48-5553	#49-5518	#50-5309
#51-5665	#52-5289	#53-5507	#54-5344	#55-5690	#56-5334	#57-5598	#58-5573	#59-5718	#60-5425
#61-5478	#62-5273	#63-5322	#64-5409	#65-5696	#66-5419	#67-5314	#68-5252	#69-5315	#70-5635
#71-5720	#72-5521	#73-5374	#74-5366	#75-5532	#76-5664	#77-5639	#78-5485	#79-5671	#80-5582
#81-5594	#82-5662	#83-5703	#84-5693	#85-5672	#86-5712	#87-5464	#88-5530	#89-5670	#90-5365
#91-5637	#92-5586	#93-5583	#94-5541	#95-5393	#96-5402	#97-5551	#98-5399	#99-5669	#100-5492

Type 6 #29 [Back to Summary]									
This table contains a list of 100 hop frequencies, randomly selected from 5250-5724MHz in 1MHz steps									
#01-5382	#02-5702	#03-5408	#04-5395	#05-5683	#06-5337	#07-5296	#08-5567	#09-5608	#10-5335
#11-5343	#12-5628	#13-5462	#14-5709	#15-5679	#16-5508	#17-5307	#18-5675	#19-5722	#20-5250
#21-5660	#22-5523	#23-5456	#24-5673	#25-5373	#26-5387	#27-5339	#28-5528	#29-5430	#30-5292
#31-5459	#32-5554	#33-5274	#34-5429	#35-5579	#36-5487	#37-5371	#38-5524	#39-5406	#40-5549
#41-5674	#42-5269	#43-5692	#44-5489	#45-5637	#46-5289	#47-5412	#48-5438	#49-5618	#50-5494
#51-5502	#52-5401	#53-5669	#54-5557	#55-5584	#56-5495	#57-5272	#58-5546	#59-5723	#60-5492
#61-5566	#62-5601	#63-5514	#64-5604	#65-5283	#66-5379	#67-5442	#68-5386	#69-5507	#70-5518
#71-5422	#72-5300	#73-5640	#74-5556	#75-5632	#76-5433	#77-5460	#78-5347	#79-5652	#80-5536
#81-5682	#82-5402	#83-5330	#84-5596	#85-5720	#86-5716	#87-5585	#88-5551	#89-5431	#90-5606
#91-5376	#92-5700	#93-5256	#94-5282	#95-5721	#96-5482	#97-5711	#98-5708	#99-5704	#100-5641

Type 6 #30 [Back to Summary]									
This table contains a list of 100 hop frequencies, randomly selected from 5250-5724MHz in 1MHz steps									
#01-5277	#02-5588	#03-5276	#04-5536	#05-5448	#06-5321	#07-5403	#08-5575	#09-5293	#10-5643
#11-5361	#12-5523	#13-5411	#14-5383	#15-5450	#16-5474	#17-5255	#18-5658	#19-5596	#20-5594
#21-5283	#22-5429	#23-5684	#24-5458	#25-5427	#26-5341	#27-5619	#28-5343	#29-5303	#30-5698
#31-5423	#32-5437	#33-5680	#34-5693	#35-5378	#36-5610	#37-5690	#38-5387	#39-5480	#40-5278
#41-5280	#42-5333	#43-5279	#44-5484	#45-5570	#46-5624	#47-5521	#48-5257	#49-5706	#50-5300
#51-5358	#52-5273	#53-5607	#54-5572	#55-5629	#56-5542	#57-5359	#58-5356	#59-5426	#60-5310
#61-5522	#62-5481	#63-5670	#64-5663	#65-5336	#66-5456	#67-5415	#68-5289	#69-5520	#70-5365
#71-5566	#72-5252	#73-5346	#74-5654	#75-5667	#76-5496	#77-5719	#78-5546	#79-5296	#80-5554
#81-5647	#82-5314	#83-5413	#84-5322	#85-5370	#86-5318	#87-5581	#88-5483	#89-5576	#90-5649
#91-5398	#92-5364	#93-5459	#94-5449	#95-5394	#96-5504	#97-5717	#98-5432	#99-5604	#100-5476

This test report may be reproduced in full only. The document may only be updated by MiCOM Labs personnel. All changes will be noted in the Document History section of the report.



575 Boulder Court
Pleasanton, California 94566, USA
Tel: +1 (925) 462 0304
Fax: +1 (925) 462 0306
www.micomlabs.com