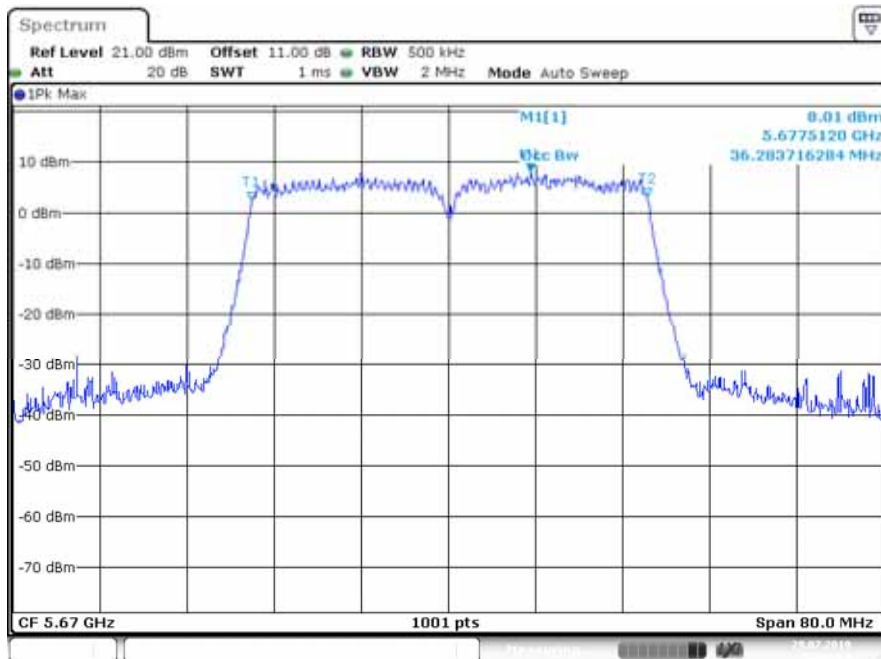


### 5670MHz



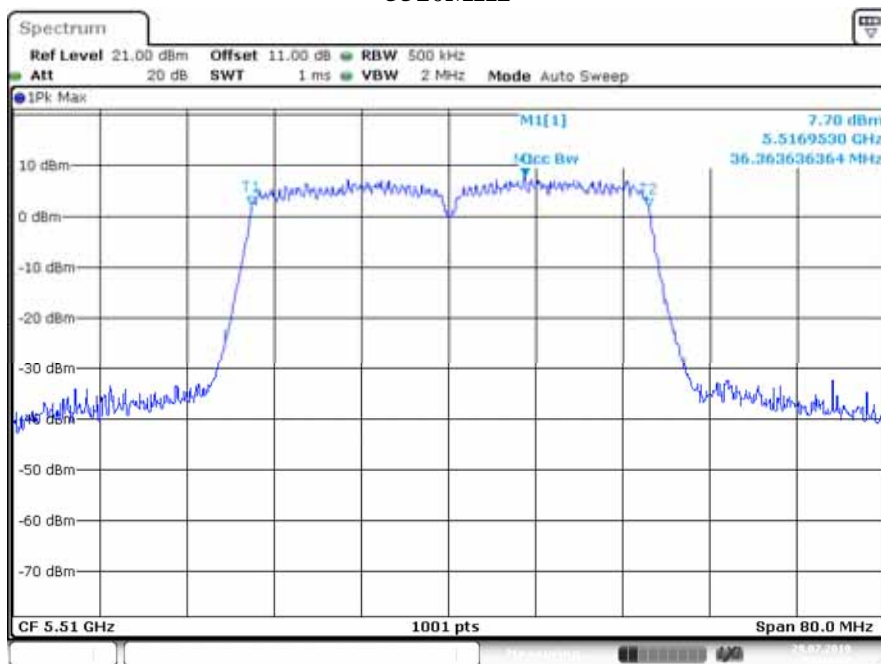
Date: 29 JUL 2019 16:15:50

### 5710MHz



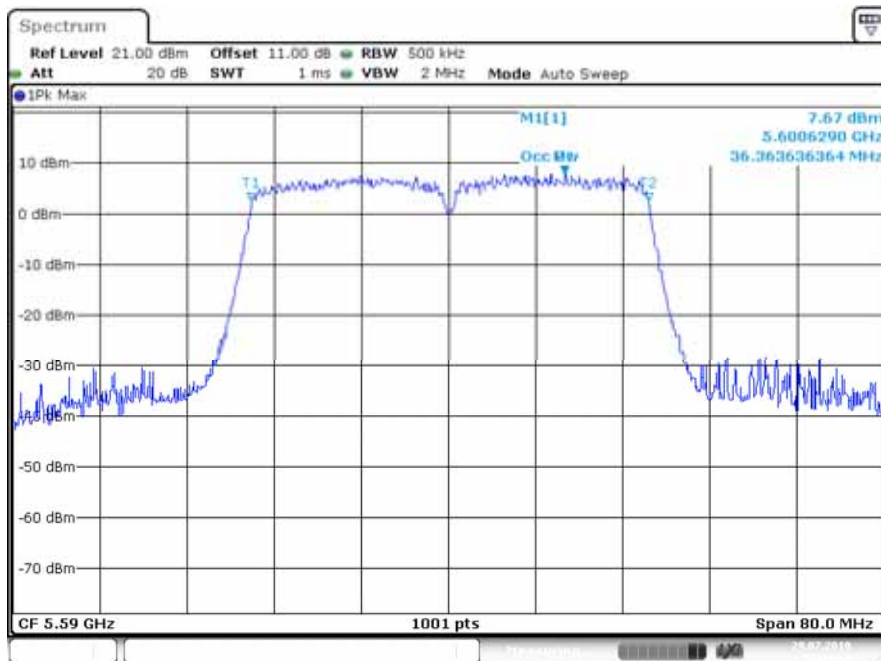
Date: 29 JUL 2019 16:18:24

**IEEE 802.11ac VHT40 Mode / 5470 ~ 5725MHz (chain 2)**  
**5510MHz**



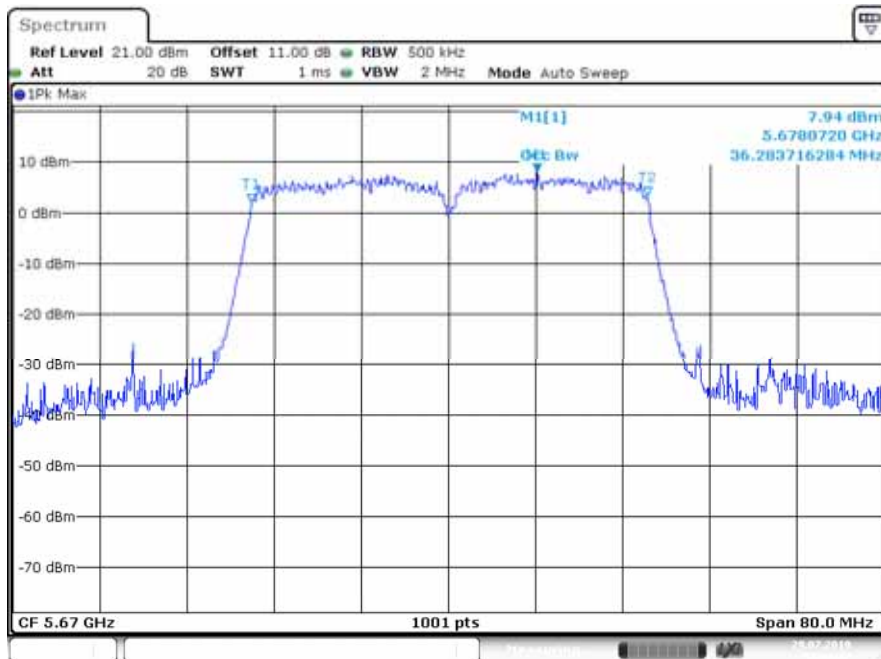
Date: 29 JUL 2019 19:27:08

**5590MHz**



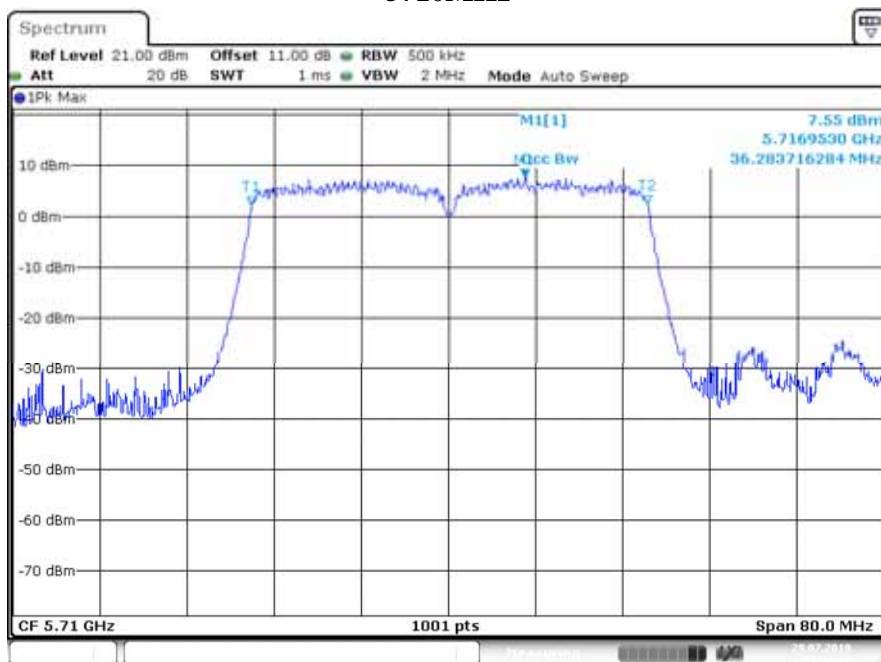
Date: 29 JUL 2019 19:28:57

### 5670MHz



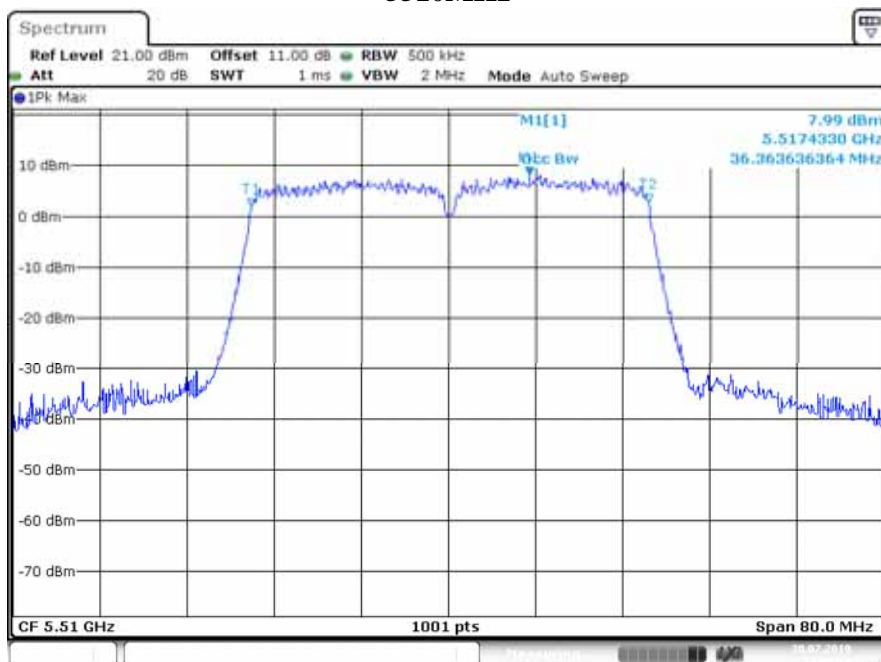
Date: 29 JUL 2019 19:30:47

### 5710MHz



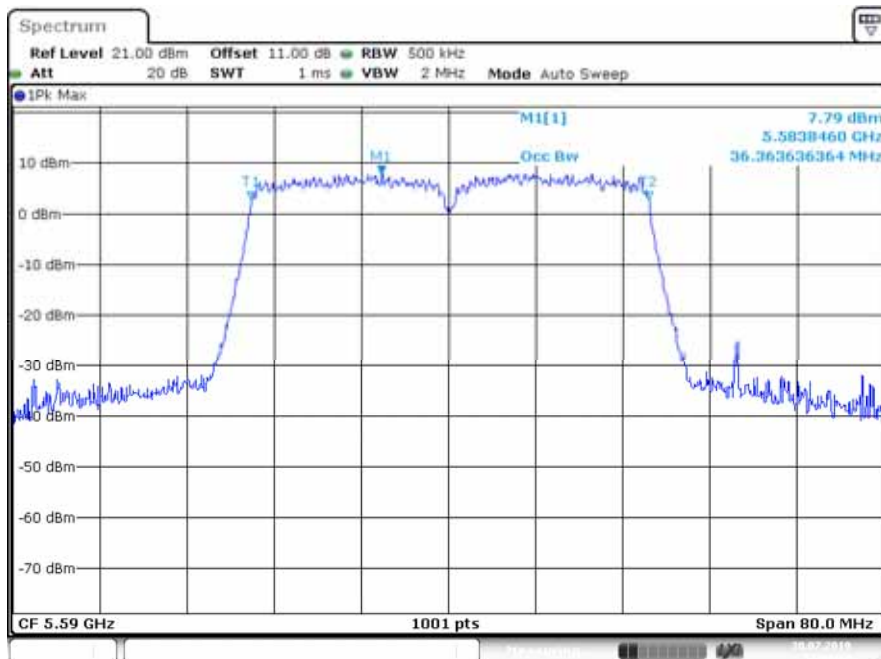
Date: 29 JUL 2019 19:33:11

**IEEE 802.11ac VHT40 Mode / 5470 ~ 5725MHz (chain 3)  
5510MHz**



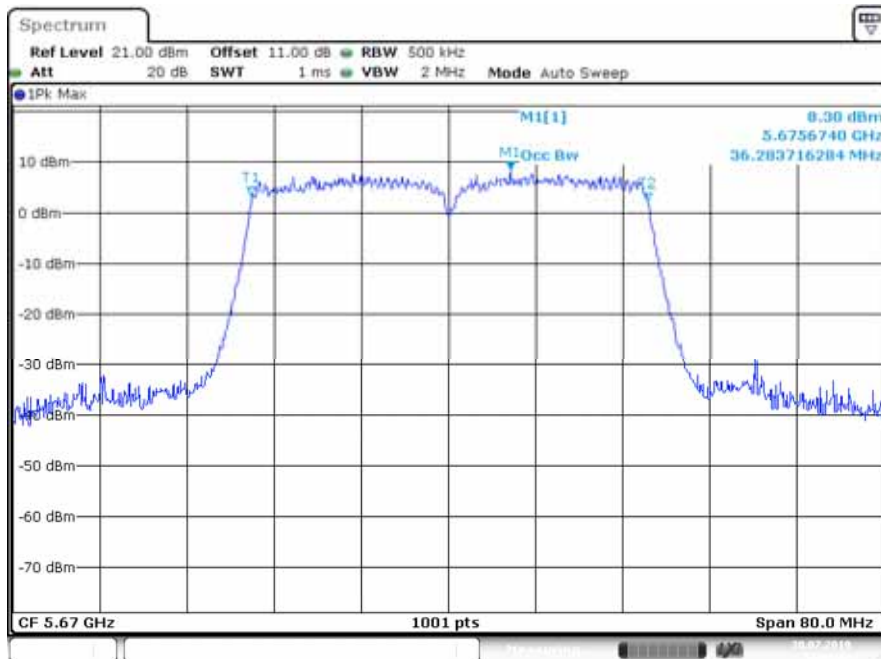
Date: 30.JUL.2019 11:12:16

**5590MHz**



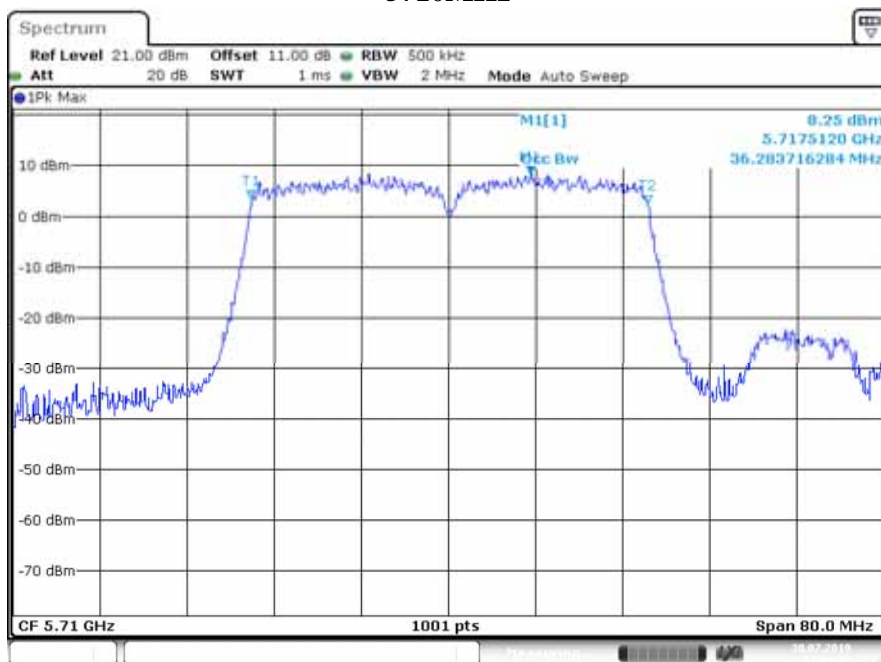
Date: 30.JUL.2019 11:14:11

### 5670MHz



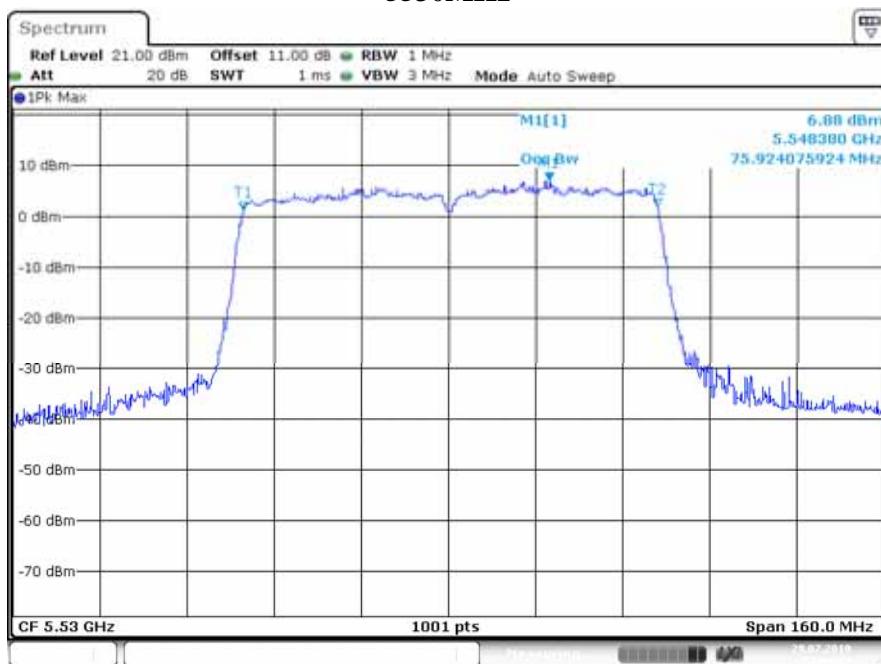
Date: 30 JUL 2019 11:15:46

### 5710MHz



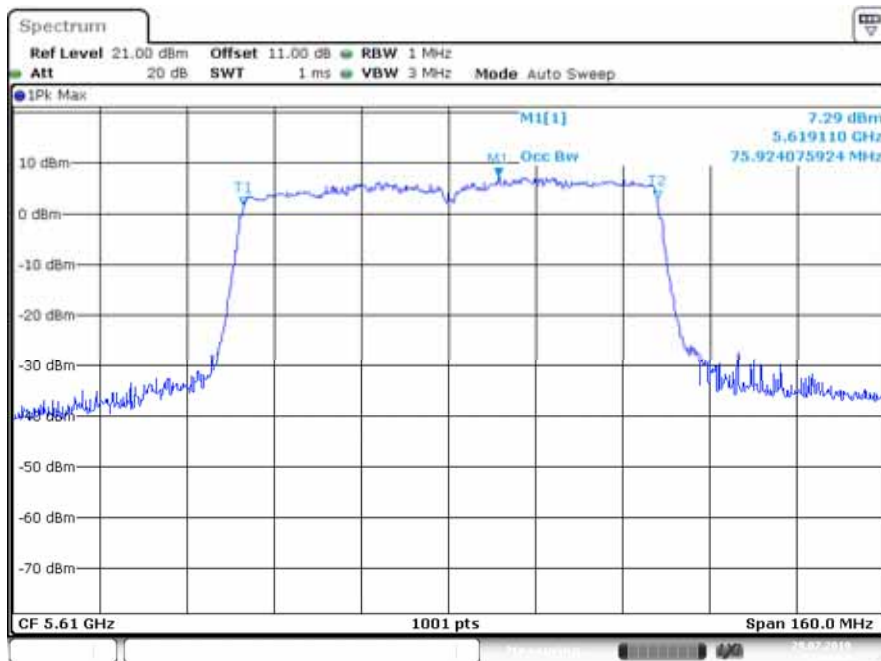
Date: 30 JUL 2019 11:19:32

**IEEE 802.11ac VHT80 Mode / 5470 ~ 5725MHz (chain 0)**  
**5530MHz**



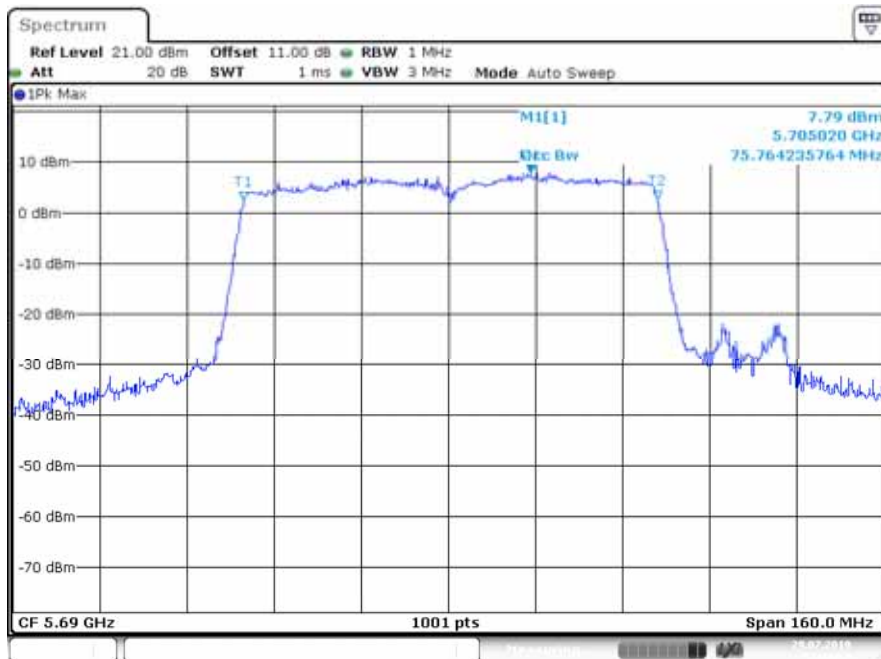
Date: 29 JUL 2019 12:36:13

**5610MHz**



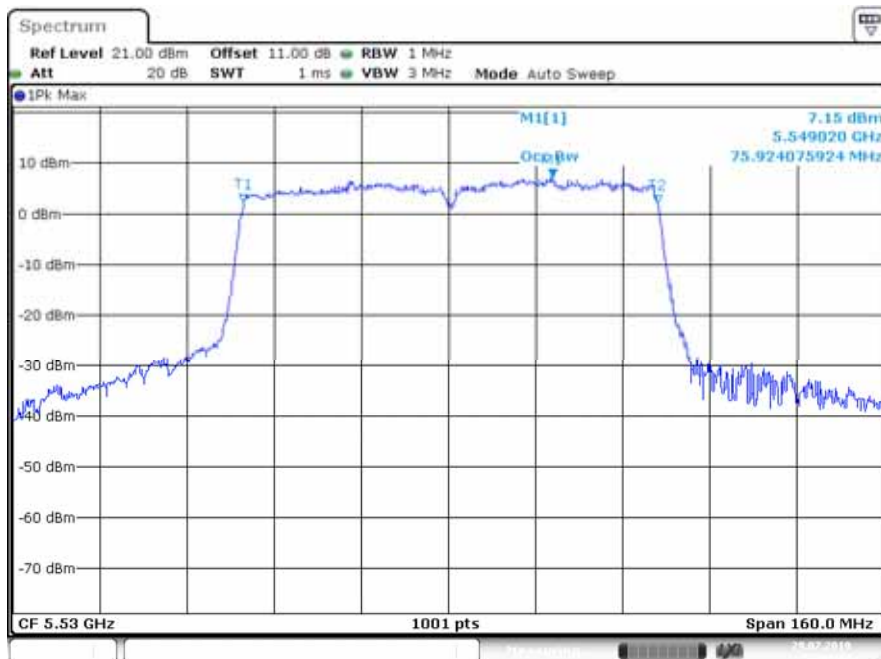
Date: 29 JUL 2019 12:39:08

### 5690MHz



Date: 29.JUL.2019 12:41:55

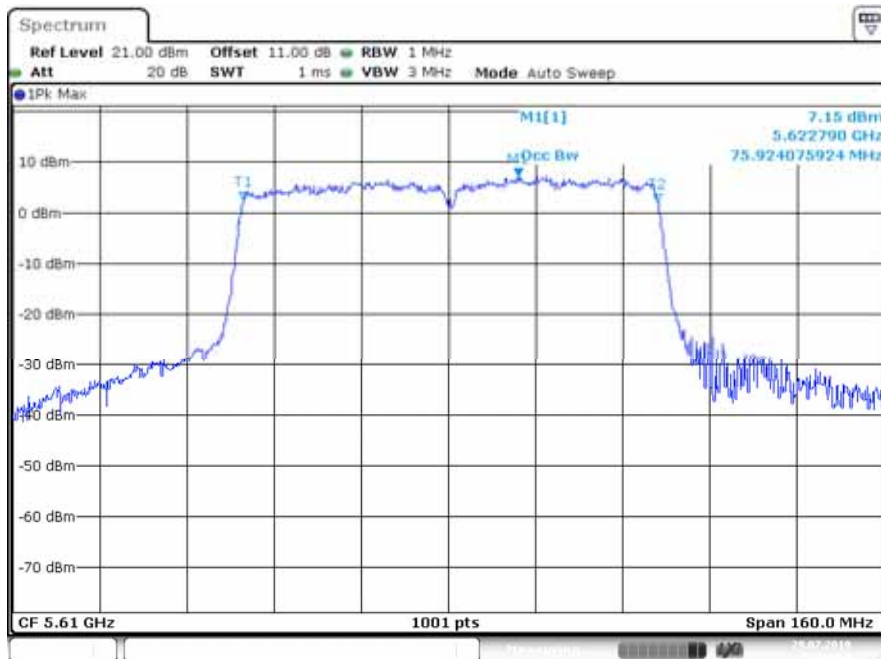
### IEEE 802.11ac VHT80 Mode / 5470 ~ 5725MHz (chain 1) 5530MHz



Date: 29.JUL.2019 16:35:45

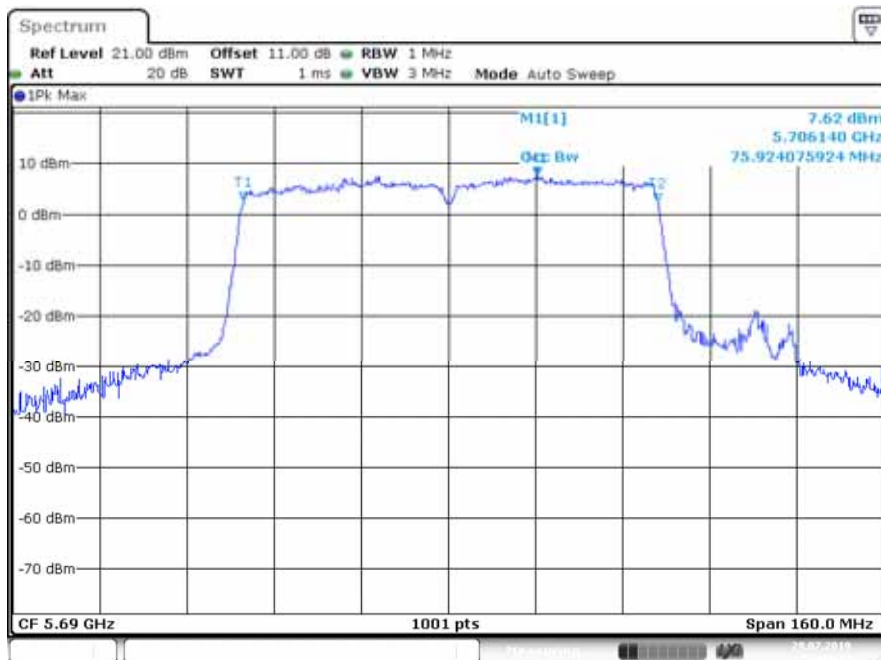


### 5610MHz



Date: 29.JUL.2019 16:38:58

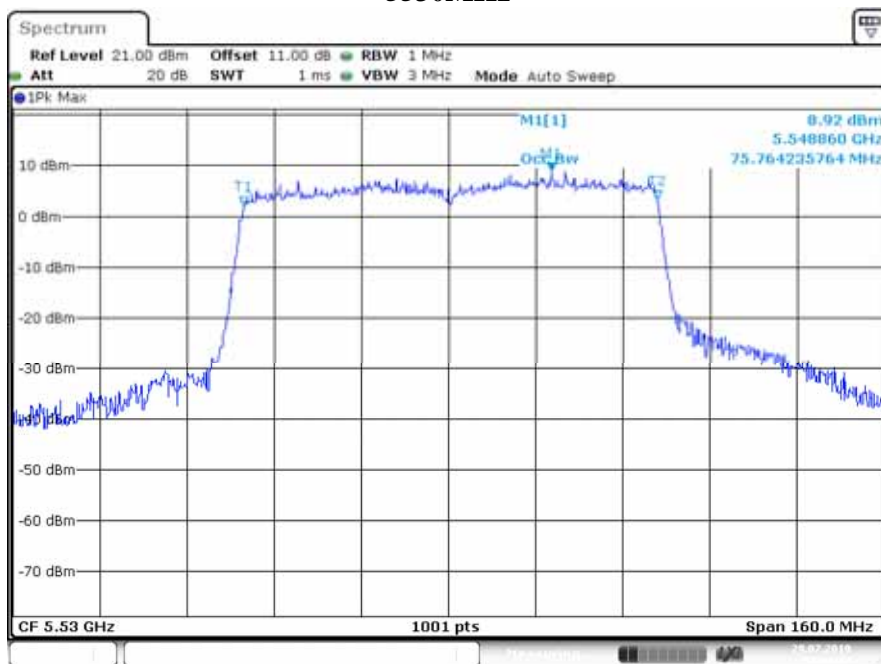
### 5690MHz



Date: 29.JUL.2019 16:41:23

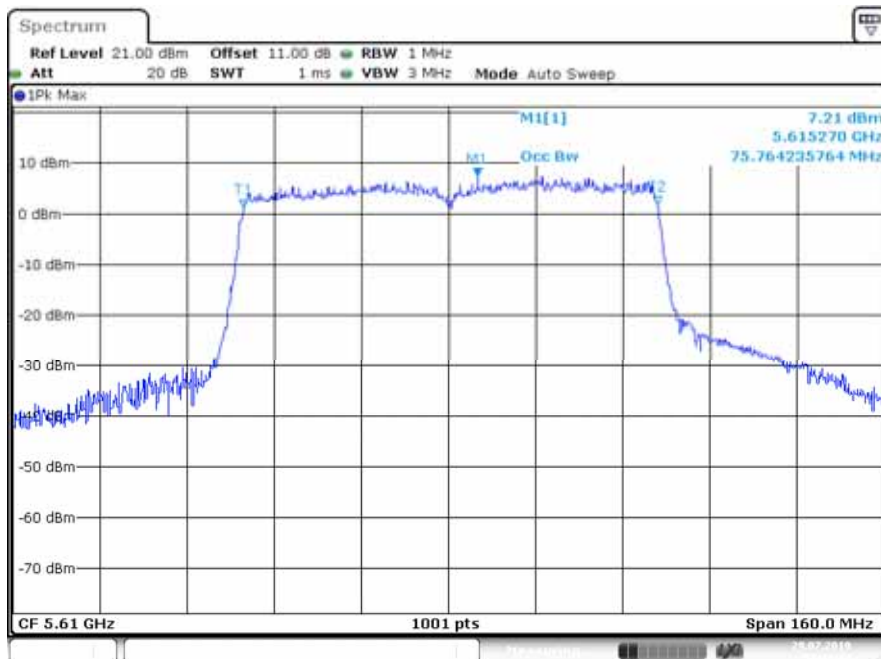


**IEEE 802.11ac VHT80 Mode / 5470 ~ 5725MHz (chain 2)**  
**5530MHz**



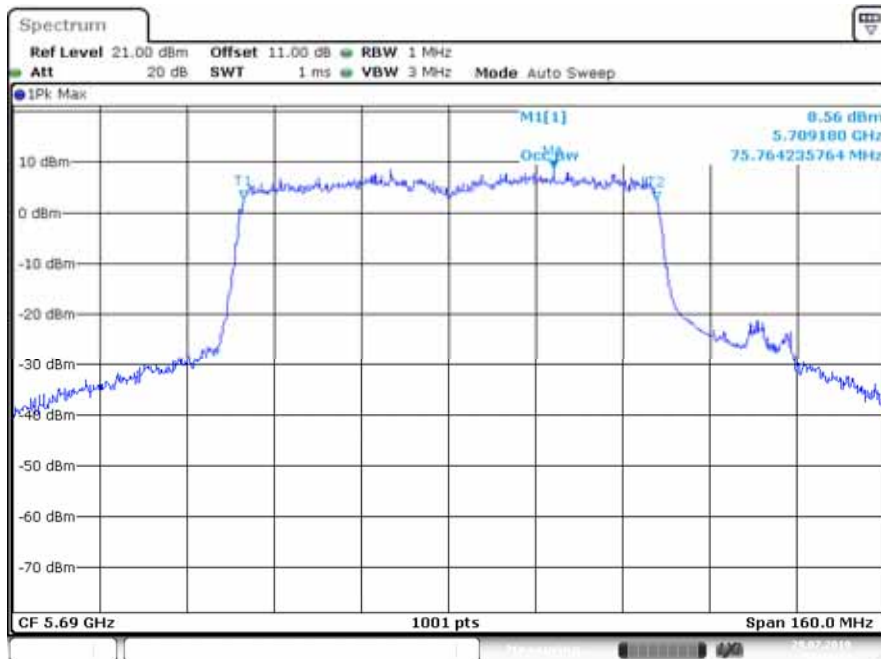
Date: 29 JUL 2019 19:39:25

**5610MHz**



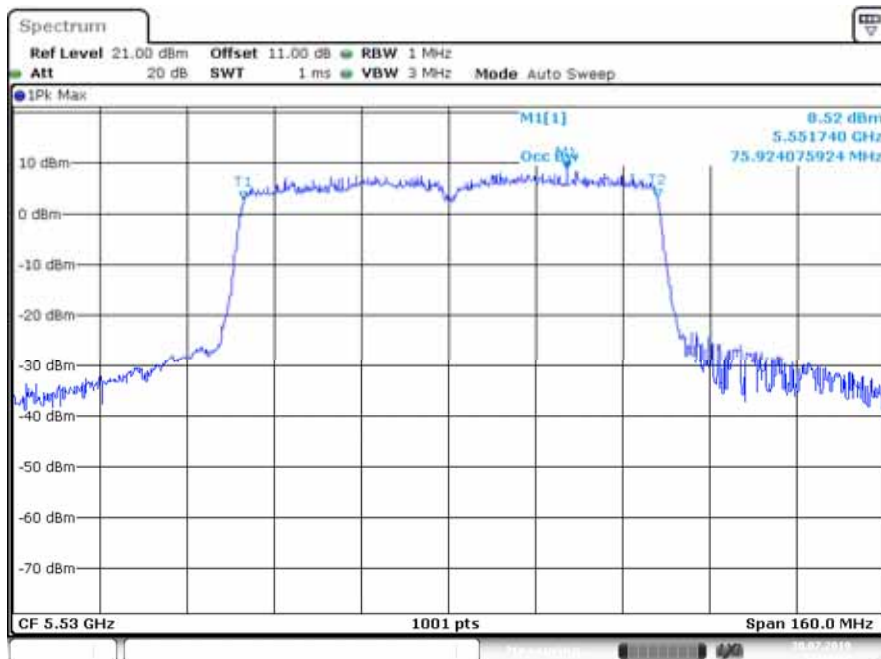
Date: 29 JUL 2019 19:42:15

### 5690MHz



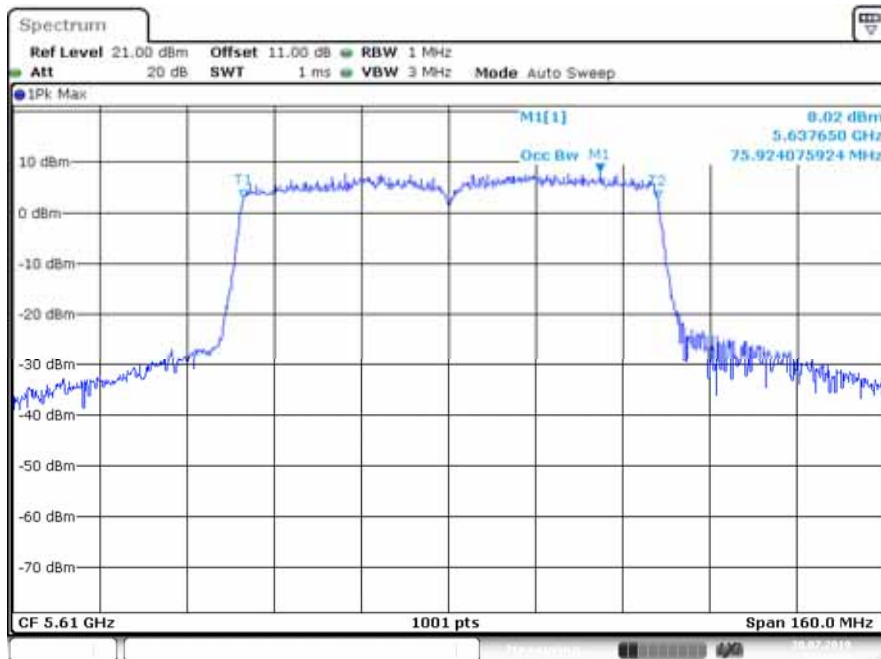
Date: 29.JUL.2019 19:46:13

### IEEE 802.11ac VHT80 Mode / 5470 ~ 5725MHz (chain 3) 5530MHz

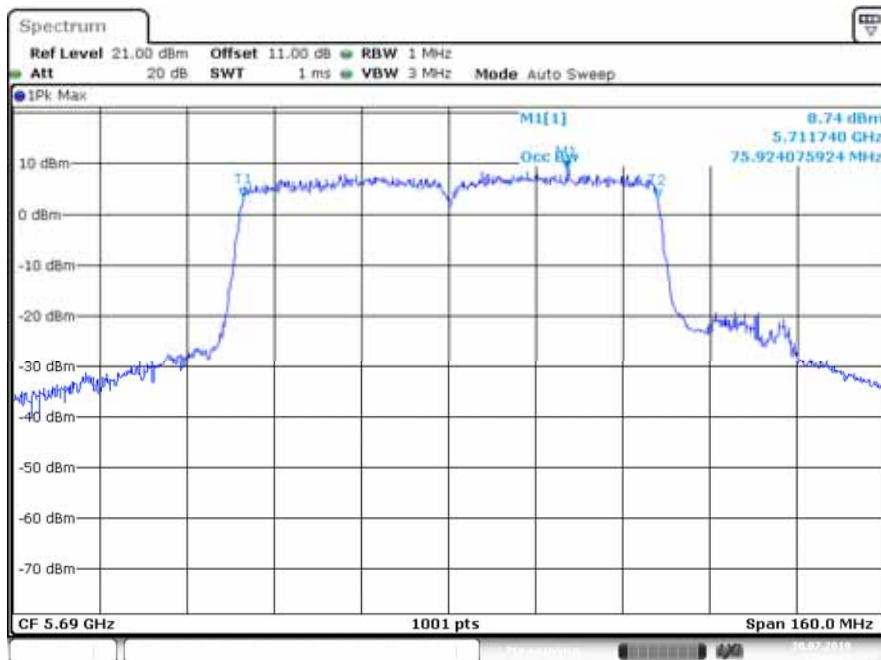


Date: 30.JUL.2019 11:29:53

### 5610MHz



### 5690MHz



**UNII-3 Band IV / OBW 99%**  
**IEEE 802.11a Mode / 5725 ~ 5850MHz (chain 0)**  
**5745MHz**



Date: 29.JUL.2019 12:45:43

**5785MHz**



Date: 29.JUL.2019 12:50:07

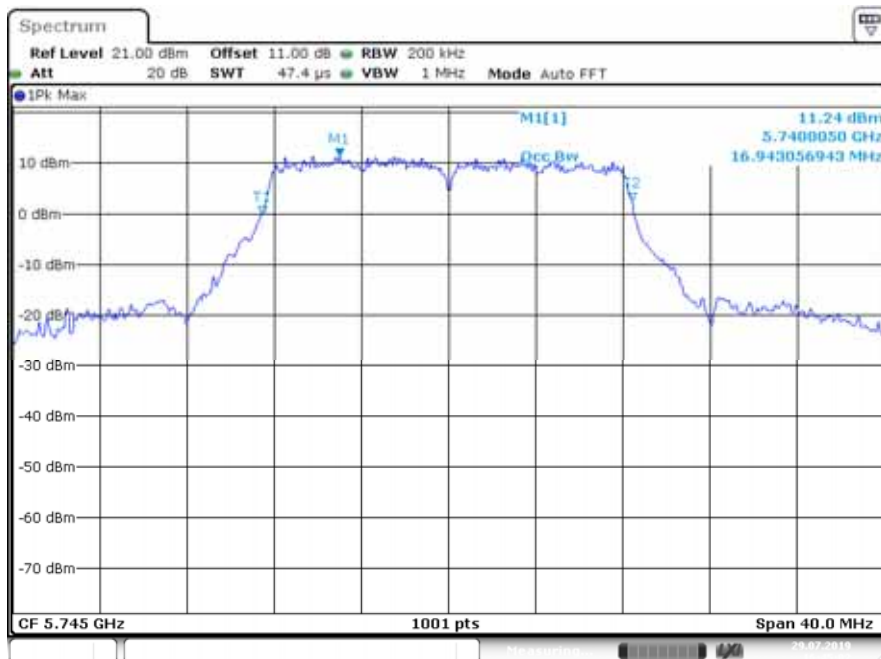
### 5825MHz



Date: 29.JUL.2019 12:52:41

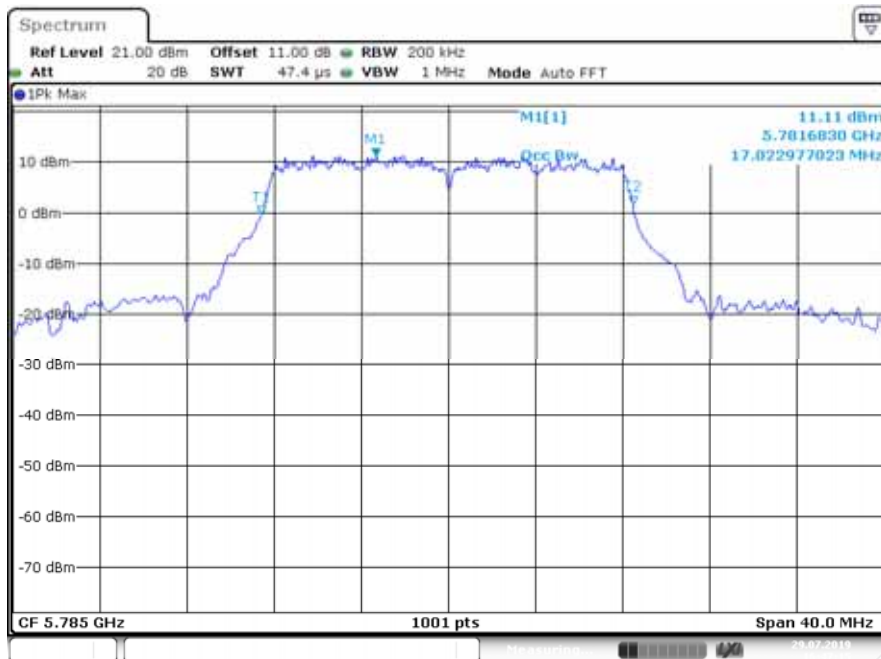
### IEEE 802.11a Mode / 5725 ~ 5850MHz (chain 1)

### 5745MHz



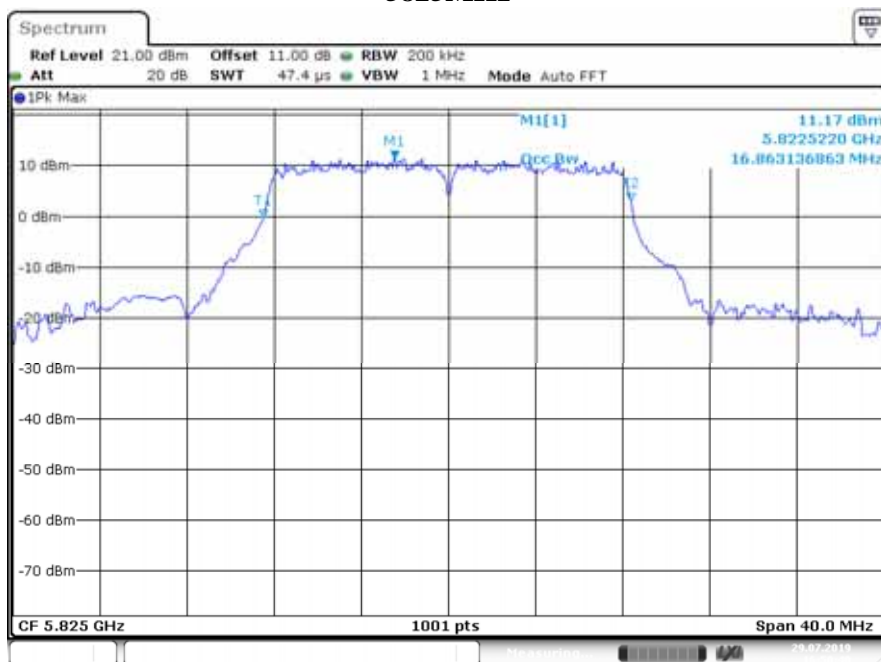
Date: 29.JUL.2019 16:45:02

### 5785MHz



Date: 29.JUL.2019 16:47:16

### 5825MHz



Date: 29.JUL.2019 16:50:40

**IEEE 802.11a Mode / 5725 ~ 5850MHz (chain 2)**  
**5745MHz**



Date: 29 JUL 2019 19:53:23

**5785MHz**



Date: 29 JUL 2019 19:56:22



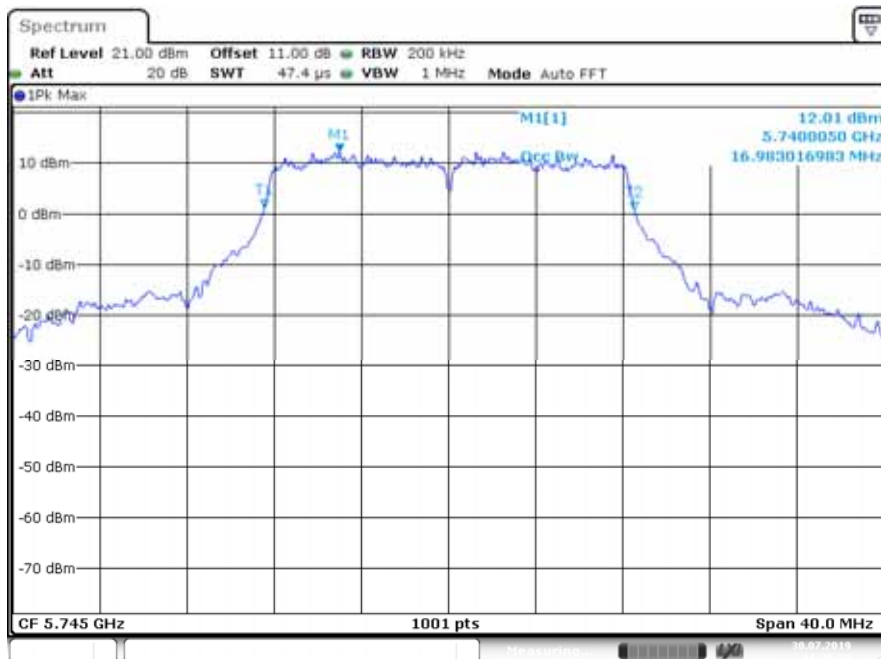
### 5825MHz



Date: 29.JUL.2019 20:00:03

### IEEE 802.11a Mode / 5725 ~ 5850MHz (chain 3)

### 5745MHz



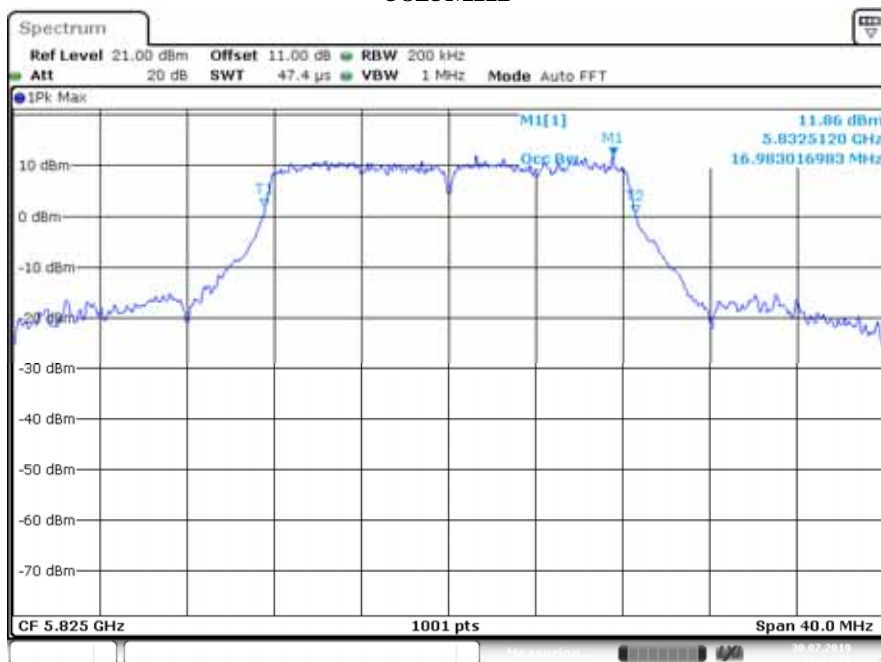
Date: 30.JUL.2019 11:38:24

### 5785MHz



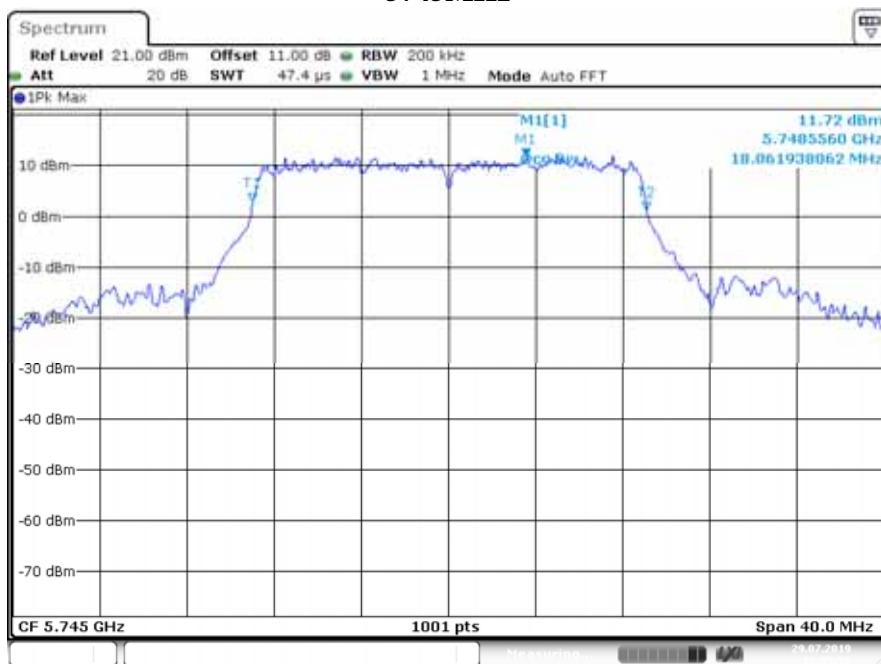
Date: 30.JUL.2019 11:40:42

### 5825MHz



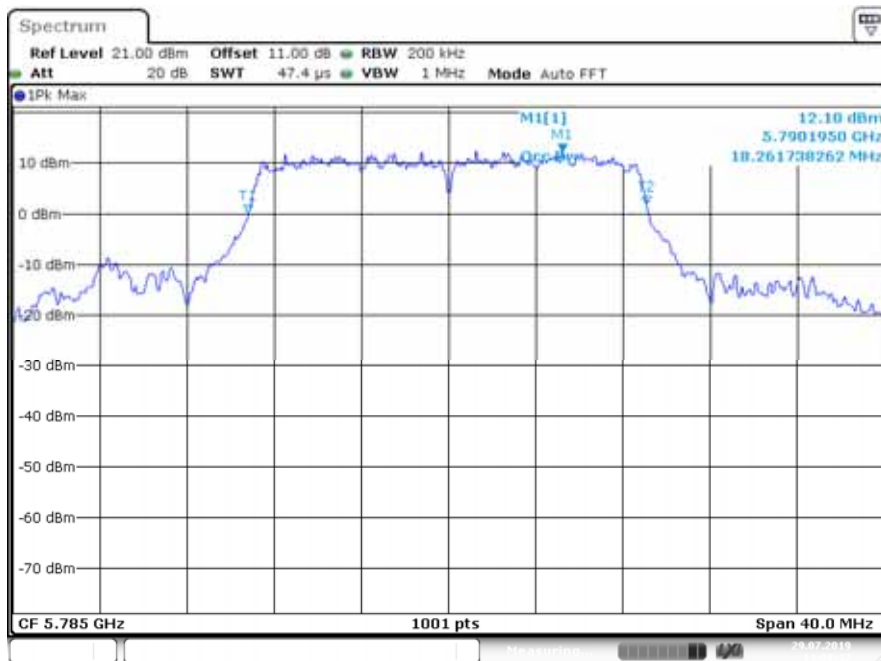
Date: 30.JUL.2019 11:44:18

**IEEE 802.11ac VHT20 Mode / 5725 ~ 5850MHz (chain 0)**  
**5745MHz**



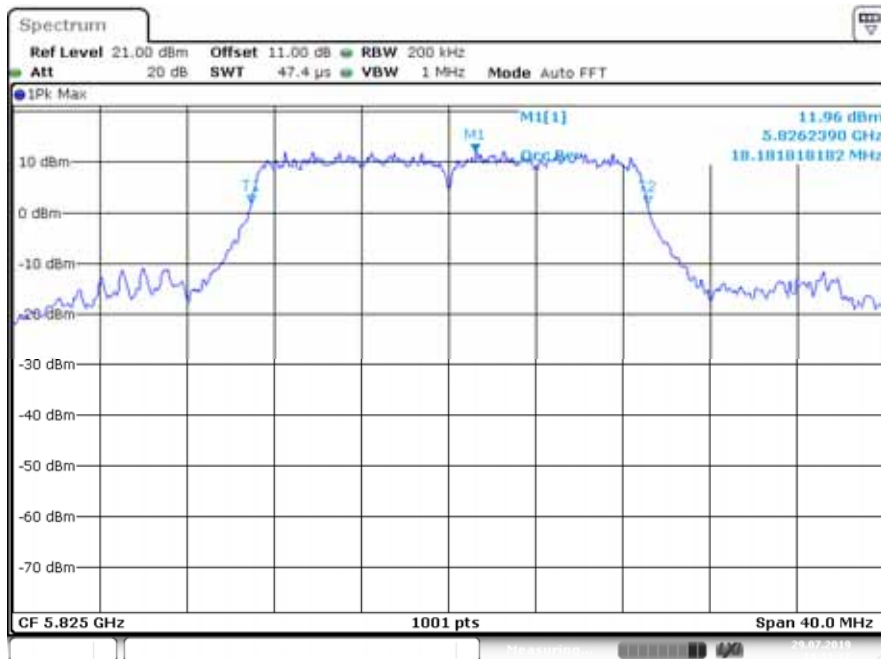
Date: 29 JUL 2019 12:55:58

**5785MHz**



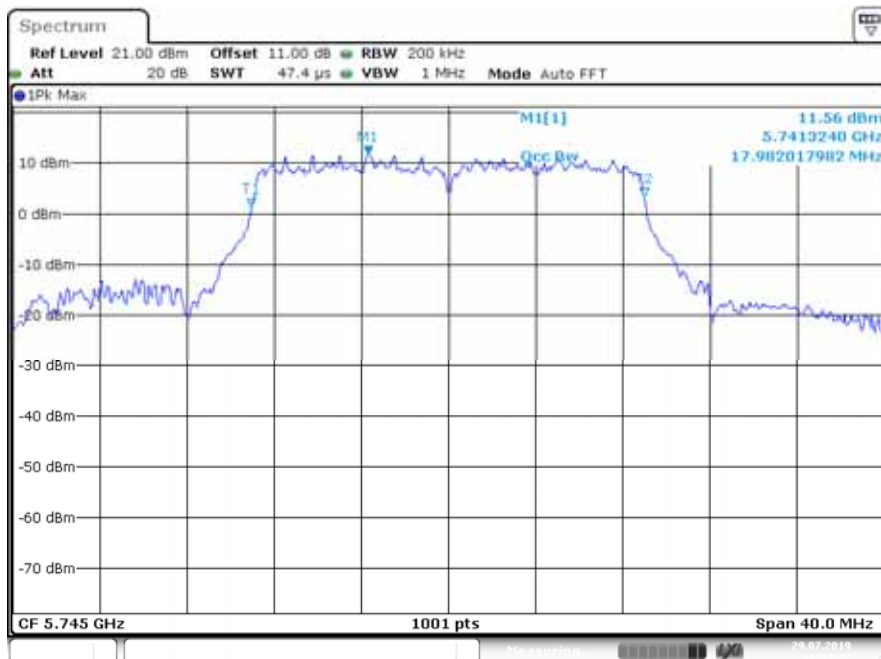
Date: 29 JUL 2019 14:08:47

### 5825MHz



Date: 29.JUL.2019 14:11:12

### IEEE 802.11ac VHT20 Mode / 5725 ~ 5850MHz (chain 1) 5745MHz



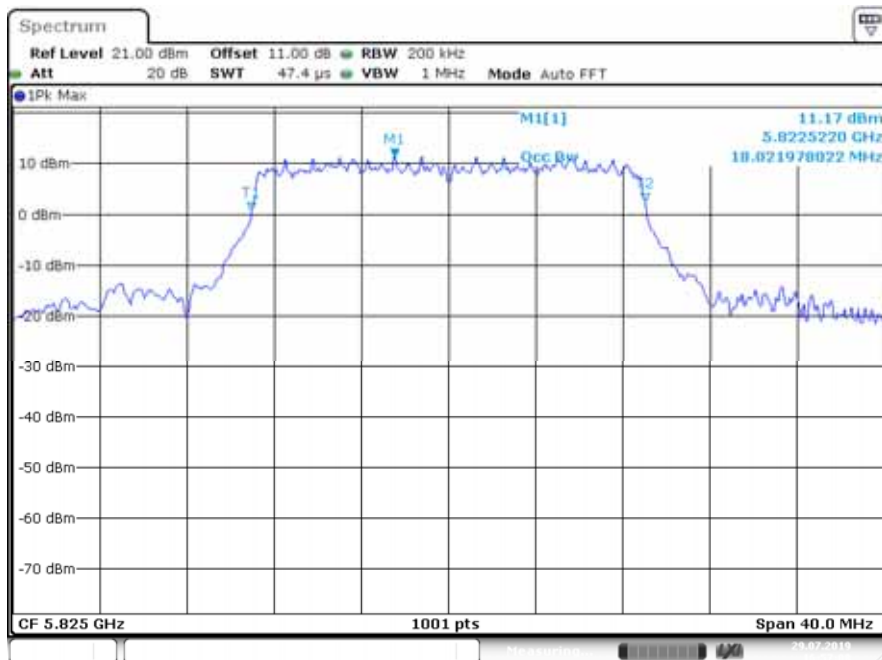
Date: 29.JUL.2019 16:52:48

### 5785MHz



Date: 29.JUL.2019 16:54:53

### 5825MHz



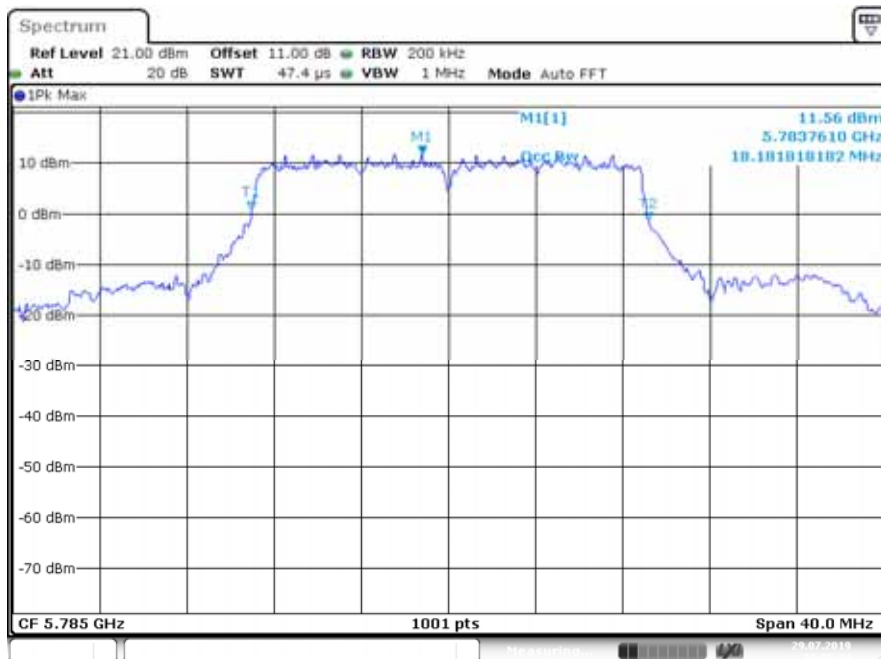
Date: 29.JUL.2019 16:57:08

**IEEE 802.11ac VHT20 Mode / 5725 ~ 5850MHz (chain 2)**  
**5745MHz**



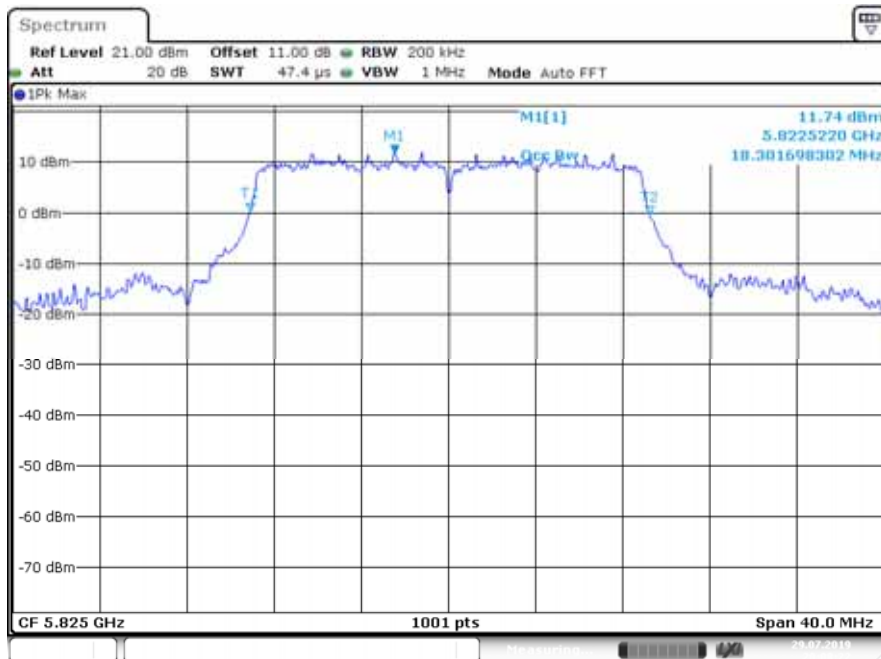
Date: 29 JUL 2019 20:03:40

**5785MHz**



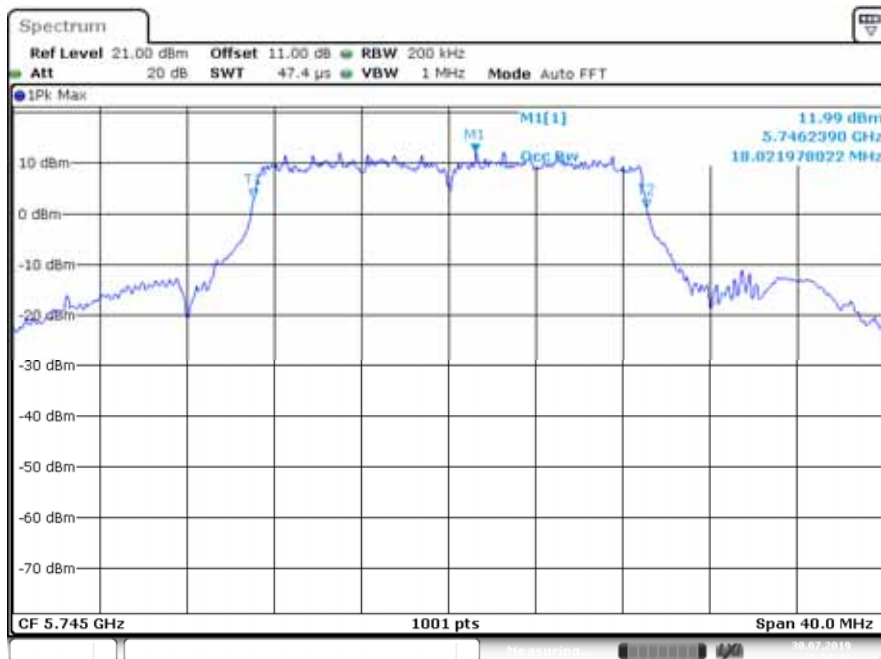
Date: 29 JUL 2019 20:05:45

### 5825MHz



Date: 29.JUL.2019 20:08:22

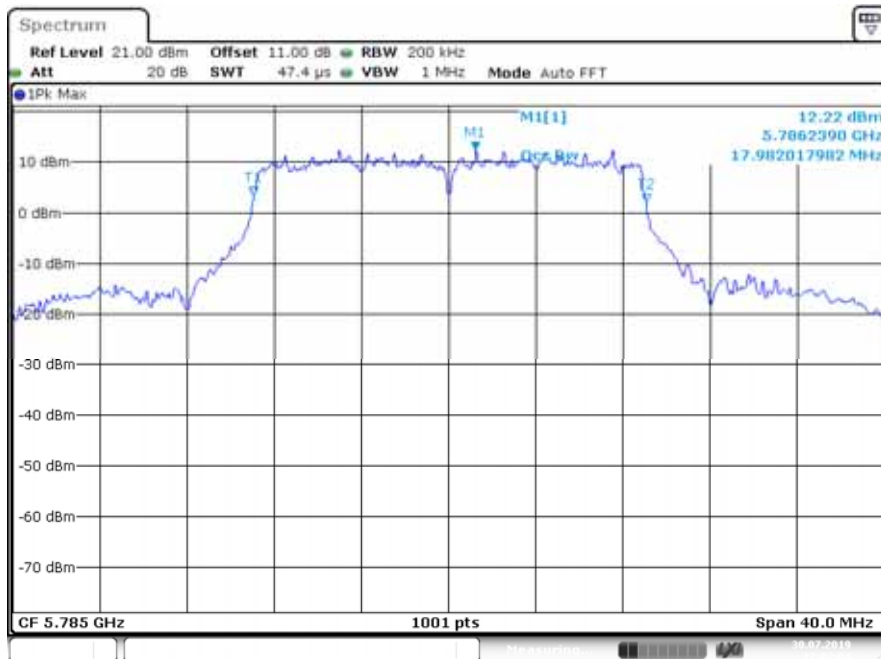
### IEEE 802.11ac VHT20 Mode / 5725 ~ 5850MHz (chain 3) 5745MHz



Date: 30.JUL.2019 11:59:49



### 5785MHz



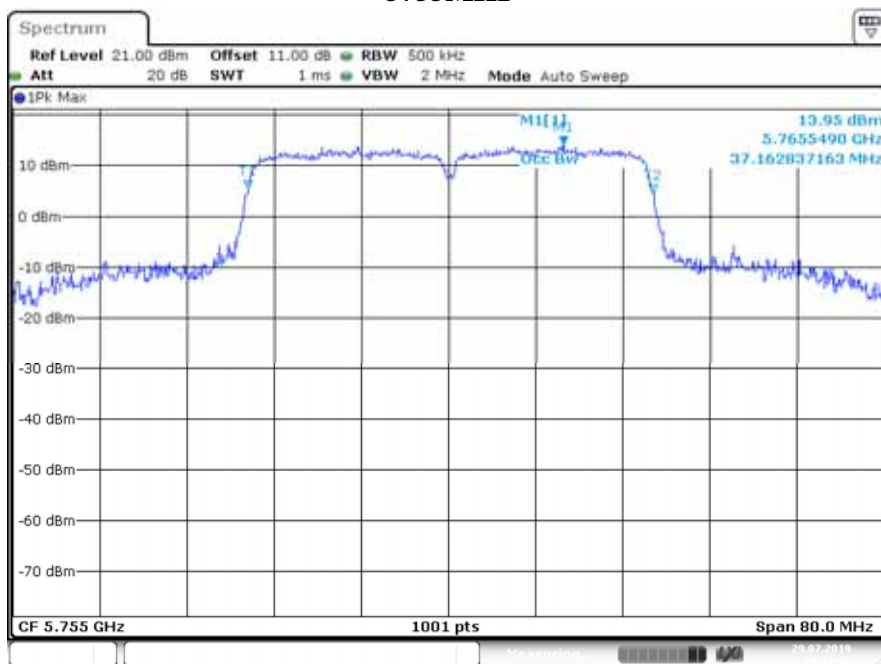
Date: 30.JUL.2019 12:02:05

### 5825MHz



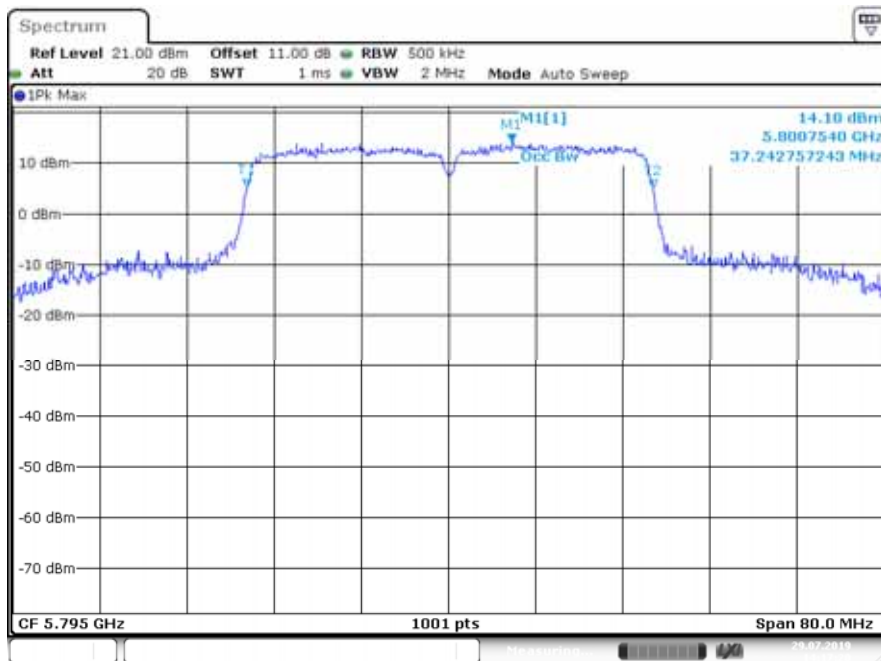
Date: 30.JUL.2019 12:05:57

**IEEE 802.11ac VHT40 Mode / 5725 ~ 5850MHz (chain 0)**  
**5755MHz**



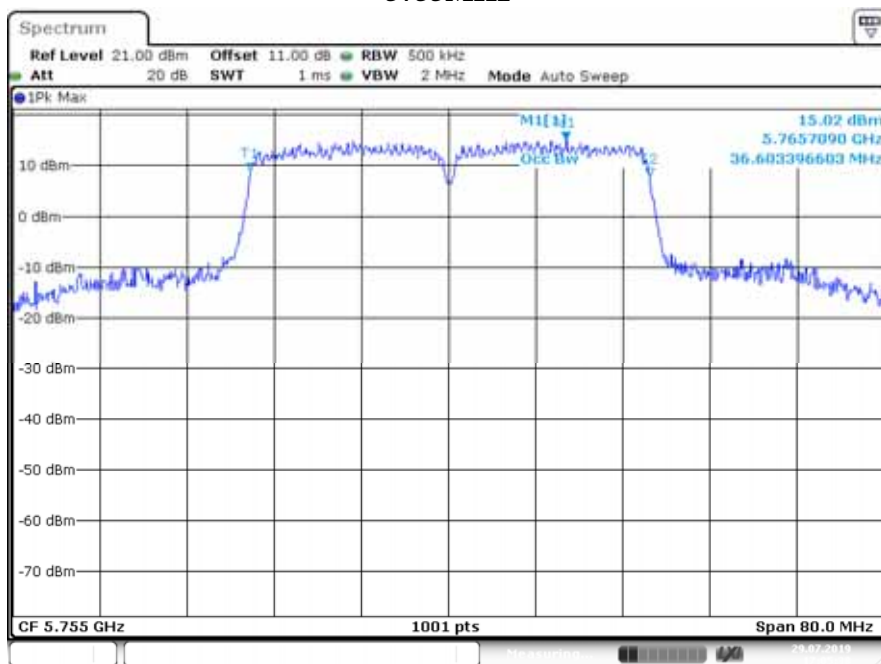
Date: 29 JUL 2019 14:13:42

**5795MHz**



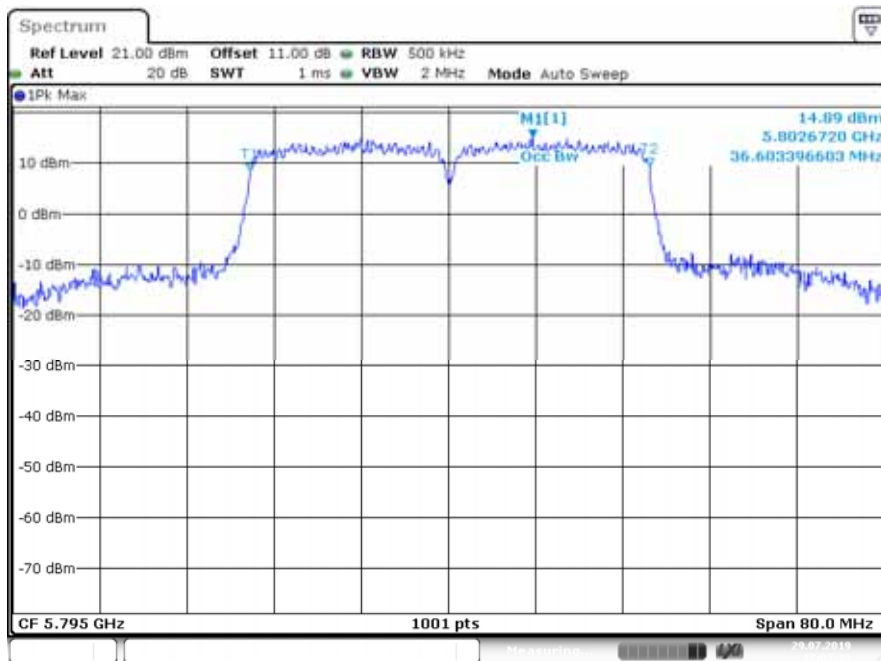
Date: 29 JUL 2019 14:17:21

**IEEE 802.11ac VHT40 Mode / 5725 ~ 5850MHz (chain 1)**  
**5755MHz**



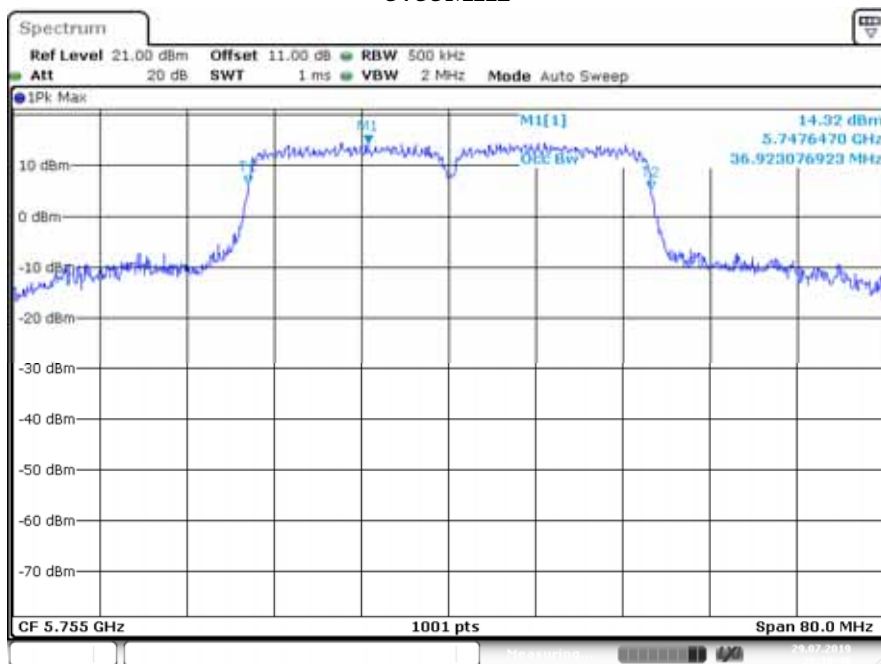
Date: 29 JUL 2019 17:05:38

**5795MHz**



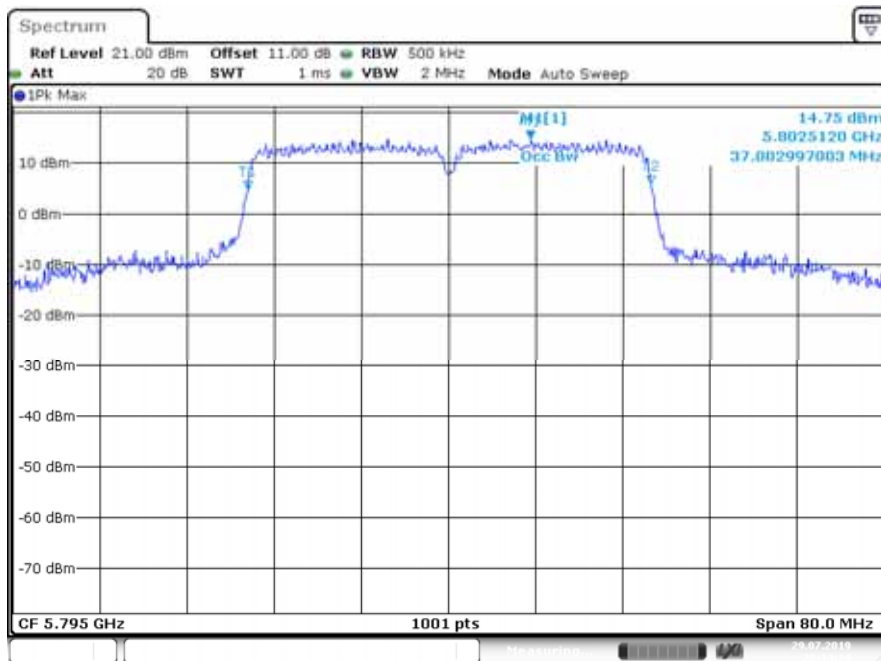
Date: 29 JUL 2019 17:02:34

**IEEE 802.11ac VHT40 Mode / 5725 ~ 5850MHz (chain 2)**  
**5755MHz**



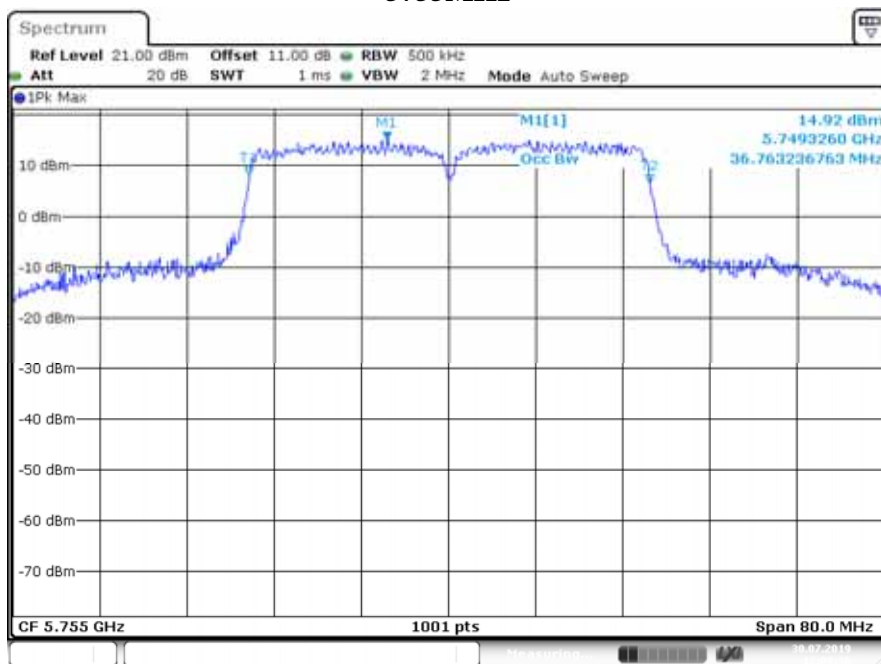
Date: 29 JUL 2019 20:10:41

**5795MHz**



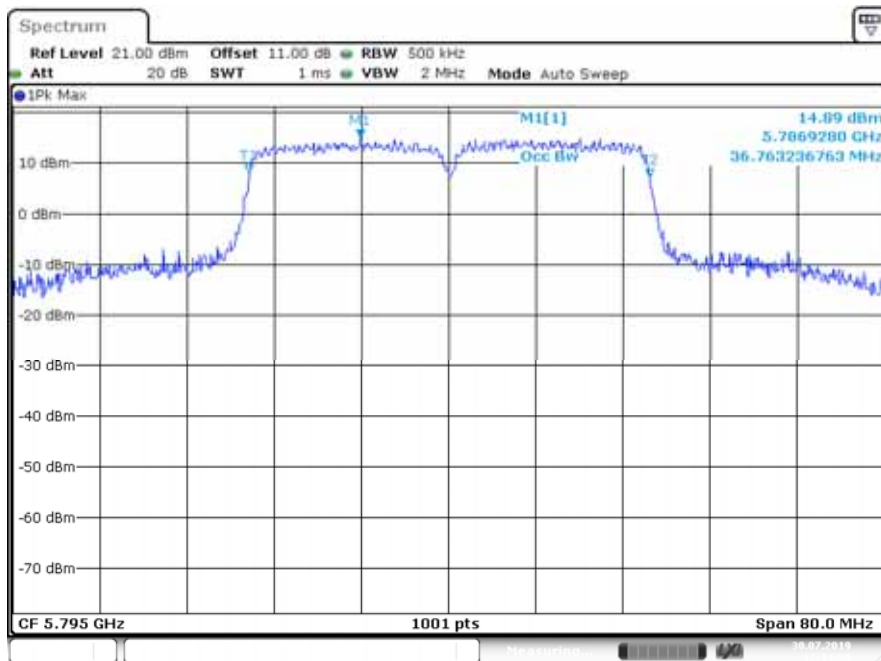
Date: 29 JUL 2019 20:14:24

**IEEE 802.11ac VHT40 Mode / 5725 ~ 5850MHz (chain 3)**  
**5755MHz**



Date: 30.JUL.2019 12:08:37

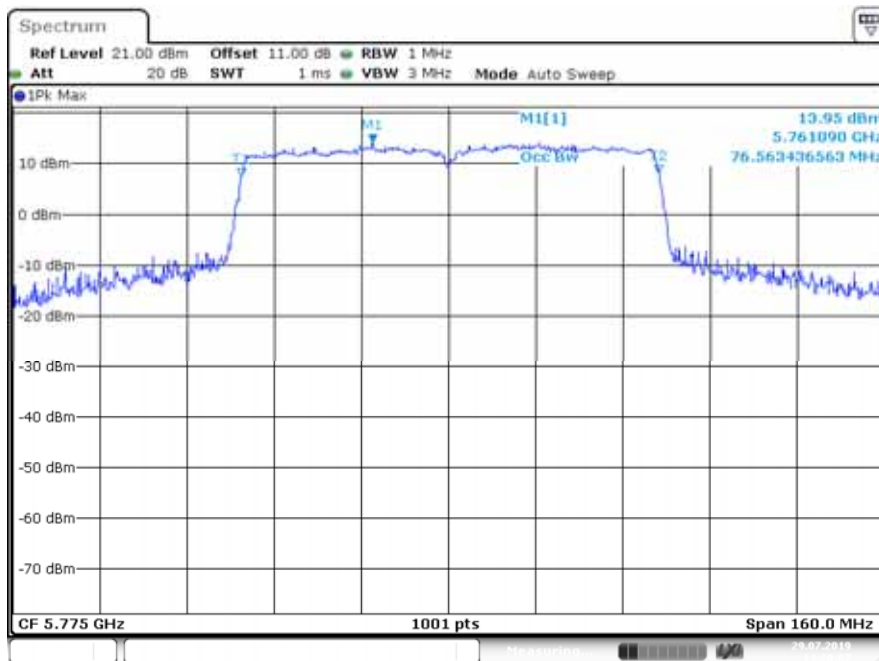
**5795MHz**



Date: 30.JUL.2019 12:14:00

IEEE 802.11ac VHT80 Mode / 5725 ~ 5850MHz (chain 0)

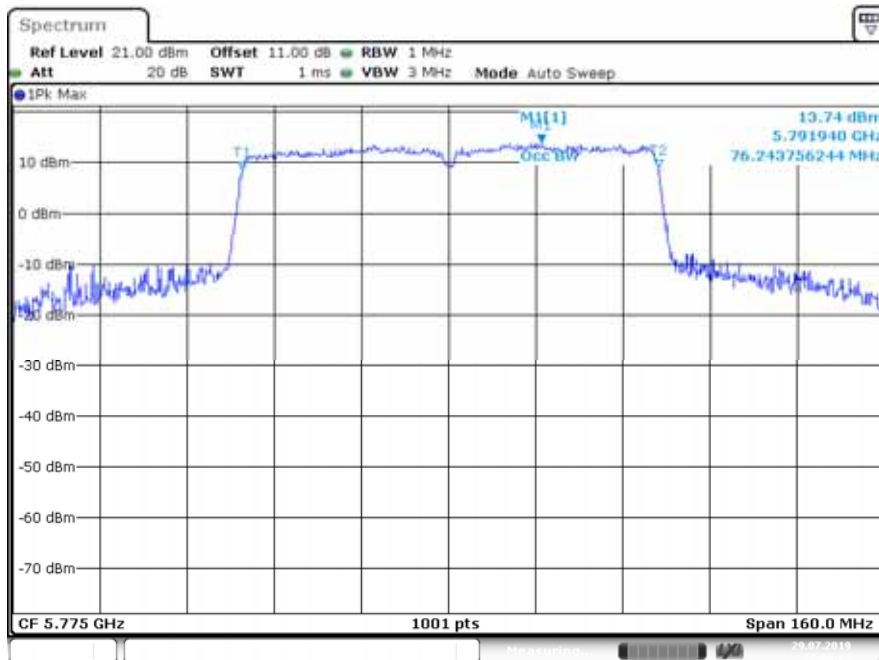
5775MHz



Date: 29.JUL.2019 14:20:07

IEEE 802.11ac VHT80 Mode / 5725 ~ 5850MHz (chain 1)

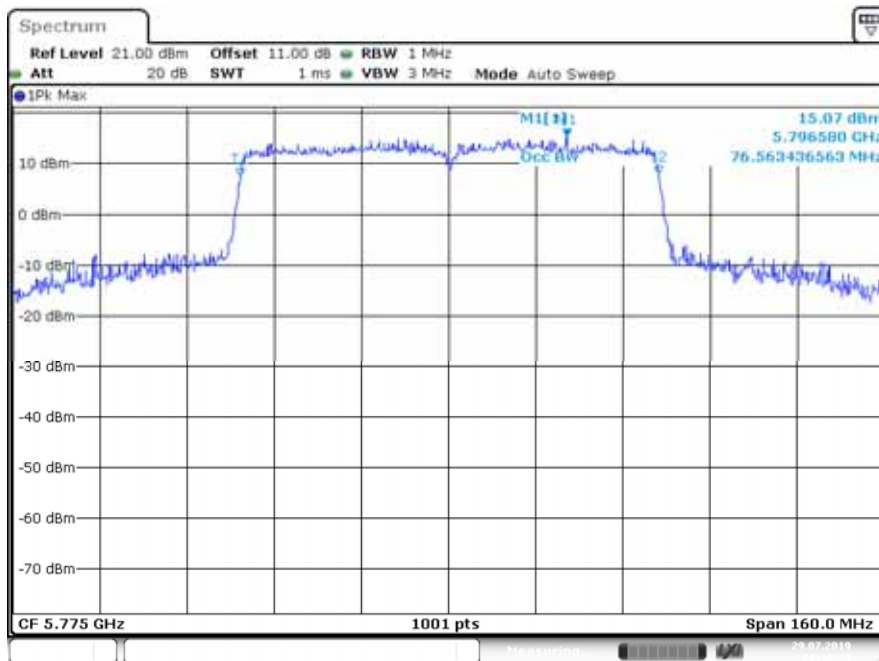
5775MHz



Date: 29.JUL.2019 17:09:28

IEEE 802.11ac VHT80 Mode / 5725 ~ 5850MHz (chain 2)

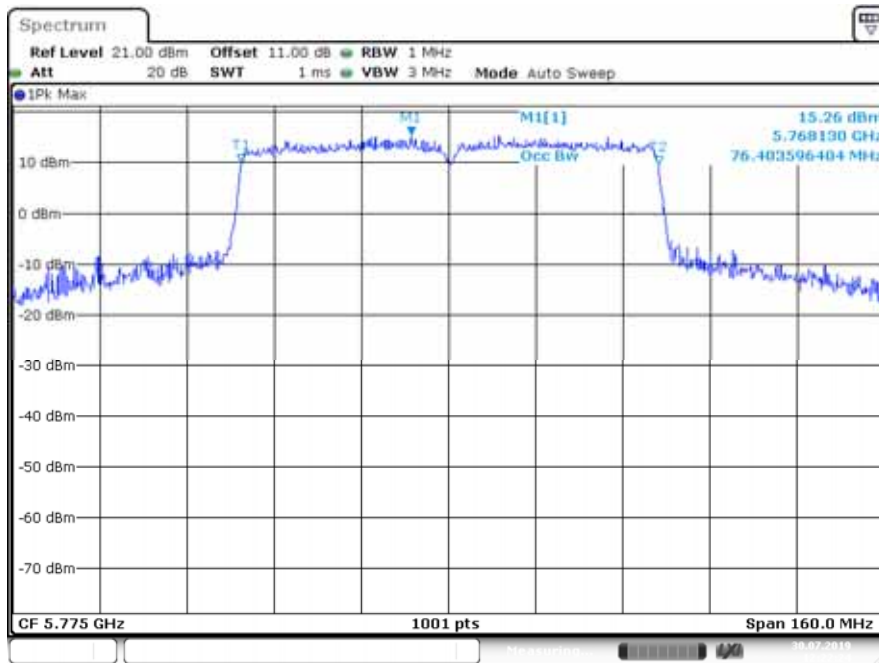
5775MHz



Date: 29.JUL.2019 20:18:45

IEEE 802.11ac VHT80 Mode / 5725 ~ 5850MHz (chain 3)

5775MHz



Date: 30.JUL.2019 12:22:25



---

## **10 FCC §15.407(a)(1),(2),(3) – Maximum Output Power**

---

### **10.1 Applicable Standard**

According to FCC §15.407(a):

For an indoor access point operating in the band 5.15-5.25 GHz, the maximum conducted output power over the frequency band of operation shall not exceed 1 W provided the maximum antenna gain does not exceed 6 dBi. In addition, the maximum power spectral density shall not exceed 17 dBm in any 1 megahertz band. If transmitting antennas of directional gain greater than 6 dBi are used, both the maximum conducted output power and the maximum power spectral density shall be reduced by the amount in dB that the directional gain of the antenna exceeds 6 dBi.

For the 5.25-5.35 GHz and 5.47-5.725 GHz bands, the maximum conducted output power over the frequency bands of operation shall not exceed the lesser of 250 mW or 11 dBm + 10 log B, where B is the 26 dB emission bandwidth in megahertz. In addition, the maximum power spectral density shall not exceed 11 dBm in any 1 megahertz band. If transmitting antennas of directional gain greater than 6 dBi are used, both the maximum conducted output power and the maximum power spectral density shall be reduced by the amount in dB that the directional gain of the antenna exceeds 6 dBi.

For the band 5.725-5.85 GHz, the maximum conducted output power over the frequency band of operation shall not exceed 1 W. In addition, the maximum power spectral density shall not exceed 30 dBm in any 500-kHz band. If transmitting antennas of directional gain greater than 6 dBi are used, both the maximum conducted output power and the maximum power spectral density shall be reduced by the amount in dB that the directional gain of the antenna exceeds 6 dBi. However, fixed point-to-point U-NII devices operating in this band may employ transmitting antennas with directional gain greater than 6 dBi without any corresponding reduction in transmitter conducted power. Fixed, point-to-point operations exclude the use of point-to-multipoint systems, omnidirectional applications, and multiple collocated transmitters transmitting the same information. The operator of the U-NII device, or if the equipment is professionally installed, the installer, is responsible for ensuring that systems employing high gain directional antennas are used exclusively for fixed, point-to-point operations.

### **10.2 Test Procedure**

According to 789033 D02 General U-NII Test Procedures New Rules v02r01

The use Power Meter

1. Place the EUT on a bench and set it in transmitting mode.
2. Remove the antenna from the EUT and then connect a low loss RF cable from the antenna port to a Power sensor.

**10.3 Environmental Conditions**

<b>Temperature:</b>	25.5
<b>Relative Humidity:</b>	44 %
<b>ATM Pressure:</b>	1010 hPa

*The testing was performed by Tom Hsu on 2019-07-24.*

### 10.4 Test Results

Test Mode: Transmitting

UNII Band	Mode	Channel	Frequency (MHz)	Maximum Conducted Average Output Power(dBm)					Duty Factor (dB)	Total Maximum Conducted Average Output Power With Duty Factor (dBm)	Limit (dBm)
				Chain 0	Chain 1	Chain 2	Chain 3	Total			
UNII-1	802.11a	36	5180	23.35	22.6	22.68	23.12	28.97	0.27	29.24	30
		40	5200	23.18	22.57	22.53	23.05	28.86	0.27	29.13	30
		48	5240	22.91	22.73	22.61	23.08	28.86	0.27	29.13	30
UNII-2A		52	5260	15.75	15.65	15.85	16.42	21.95	0.27	22.22	24
		60	5300	15.82	15.44	15.44	16.52	21.85	0.27	22.12	24
		64	5320	15.78	15.46	15.67	16.65	21.94	0.27	22.21	24
UNII-2C		100	5500	14.82	14.21	14.71	15.62	20.89	0.27	21.16	24
		116	5580	14.77	14.75	15	15.88	21.15	0.27	21.42	24
		140	5700	15.65	14.72	14.63	15.27	21.11	0.27	21.38	24
		144	5720	15.4	14.58	14.68	15.45	21.07	0.27	21.34	24
UNII-3		149	5745	23.5	22.61	22.83	23.2	29.07	0.27	29.34	30
		157	5785	23.54	22.71	22.64	23.02	29.01	0.27	29.28	30
	165	5825	22.84	22.53	22.67	22.94	28.77	0.27	29.04	30	
UNII-1	802.11 ac20	36	5180	23.29	22.66	22.73	23.31	29.03	0.32	29.35	30
		40	5200	23.11	22.64	22.53	22.86	28.81	0.32	29.13	30
		48	5240	22.83	22.47	22.58	23.15	28.79	0.32	29.11	30
UNII-2A		52	5260	15.93	15.68	16.1	16.22	22.01	0.32	22.33	24
		60	5300	16.05	15.77	15.81	16.3	22.01	0.32	22.33	24
		64	5320	15.91	15.73	15.95	16.29	22	0.32	22.32	24
UNII-2C		100	5500	14.51	14.48	14.91	15.25	20.82	0.32	21.14	24
		116	5580	15.2	14.78	15.1	15.47	21.17	0.32	21.49	24
		140	5700	15.63	14.63	14.77	15.39	21.15	0.32	21.47	24
		144	5720	15.75	14.45	14.95	15.1	21.11	0.32	21.43	24
UNII-3		149	5745	23.4	22.79	22.7	23.1	29.03	0.32	29.35	30
		157	5785	23.53	22.78	22.73	23.18	29.09	0.32	29.41	30
		165	5825	22.96	22.64	22.53	23.11	28.84	0.32	29.16	30

UNII Band	Mode	Channel	Frequency (MHz)	Maximum Conducted Average Output Power(dBm)					Duty Factor (dB)	Total Maximum Conducted Average Output Power With Duty Factor (dBm)	Limit (dBm)
				Chain 0	Chain 1	Chain 2	Chain 3	Total			
				UNII-1	802.11 ac40	38	5190	23.12			
	46	5230	23.1	22.12		22.35	22.82	28.64	0.46	29.10	30
UNII-2A	54	5270	17.1	16.58		16.35	17.3	22.87	0.46	23.33	24
	62	5310	16.97	16.76		16.42	17.25	22.88	0.46	23.34	24
UNII-2C	102	5510	16.62	16.34		17.1	16.93	22.78	0.46	23.24	24
	118	5590	16.88	16.72		17	17.13	22.96	0.46	23.42	24
	134	5670	16.83	16.39		16.49	16.95	22.69	0.46	23.15	24
	140	5710	16.98	16.2		16.6	16.95	22.71	0.46	23.17	24
UNII-3	151	5755	22.97	22.77		22.51	22.9	28.81	0.46	29.27	30
	159	5795	23.19	22.21		22.53	22.8	28.72	0.46	29.18	30
UNII-1	802.11 ac80	42	5210	23.44	22.78	22.74	23.4	29.12	0.27	29.39	30
UNII-2A		58	5290	17.54	17.37	17.1	17.8	23.48	0.27	23.75	24
UNII-2C		106	5530	16.65	16.47	16.87	17.2	22.83	0.27	23.10	24
		122	5610	17.35	16.7	16.32	17.3	22.96	0.27	23.23	24
		136	5690	17.39	16.88	16.4	17	22.95	0.27	23.22	24
UNII-3		155	5775	23.38	22.95	22.77	23.16	29.09	0.27	29.36	30

According to FCC KDB 662911 D01 Multiple Transmitter Output v02r01

For power measurements on IEEE 802.11 devices, Array Gain = 0 dB (i.e., no array gain) for NANT ≤ 4.

The device have four antenna, so array gain is 0 dB.

---

## **11 FCC § 15.407(a)(1),(2),(3) – Power Spectral Density**

---

### **11.1 Applicable Standard**

According to FCC §15.407(a):

For an indoor access point operating in the band 5.15-5.25GHz, the maximum conducted output power over the frequency band of operation shall not exceed 1 W provided the maximum antenna gain does not exceed 6dBi. In addition, the maximum power spectral density shall not exceed 17dBm in any 1 megahertz band. If transmitting antennas of directional gain greater than 6dBi are used, both the maximum conducted output power and the maximum power spectral density shall be reduced by the amount in dB that the directional gain of the antenna exceeds 6dBi.

For the 5.25-5.35 GHz and 5.47-5.725 GHz bands, the maximum conducted output power over the frequency bands of operation shall not exceed the lesser of 250 mW or 11 dBm + 10 log B, where B is the 26 dB emission bandwidth in megahertz. In addition, the maximum power spectral density shall not exceed 11 dBm in any 1 megahertz band. If transmitting antennas of directional gain greater than 6 dBi are used, both the maximum conducted output power and the maximum power spectral density shall be reduced by the amount in dB that the directional gain of the antenna exceeds 6 dBi.

For the band 5.725-5.85 GHz, the maximum conducted output power over the frequency band of operation shall not exceed 1 W. In addition, the maximum power spectral density shall not exceed 30dBm in any 500-kHz band. If transmitting antennas of directional gain greater than 6dBi are used, both the maximum conducted output power and the maximum power spectral density shall be reduced by the amount in dB that the directional gain of the antenna exceeds 6dBi. However, fixed point-to-point U-NII devices operating in this band may employ transmitting antennas with directional gain greater than 6dBi without any corresponding reduction in transmitter conducted power. Fixed, point-to-point operations exclude the use of point-to-multipoint systems, omnidirectional applications, and multiple collocated transmitters transmitting the same information. The operator of the U-NII device, or if the equipment is professionally installed, the installer, is responsible for ensuring that systems employing high gain directional antennas are used exclusively for fixed, point-to-point operations.

## 11.2 Test Procedure

According to 789033 D02 General U-NII Test Procedures New Rules v02r01

For devices operating in the bands 5.15-5.25 GHz, 5.25-5.35 GHz, and 5.47-5.725 GHz, the above procedures make use of 1 MHz RBW to satisfy directly the 1 MHz reference bandwidth specified in Section 15.407(a)(5).

For devices operating in the band 5.725-5.85 GHz, the rules specify a measurement bandwidth of 500 kHz.

Many spectrum analyzers do not have 500 kHz RBW, thus a narrower RBW may need to be used. The rules permit the use of a RBWs less than 1 MHz, or 500 kHz, “provided that the measured power is integrated over the full reference bandwidth” to show the total power over the specified measurement bandwidth (i.e., 1 MHz, or 500 kHz). If measurements are performed using a reduced resolution bandwidth (< 1 MHz, or < 500 kHz) and integrated over 1 MHz, or 500 kHz bandwidth, the following adjustments to the procedures apply:

- a) Set  $RBW \geq 1/T$ , where T is defined in II.B.1.a).
- b) Set  $VBW \geq 3 RBW$ .
- c) If measurement bandwidth of Maximum PSD is specified in 500 kHz, add  $10 \log(500 \text{ kHz}/RBW)$  to the measured result, whereas RBW (<500 kHz) is the reduced resolution bandwidth of the spectrum analyzer set during measurement.
- d) If measurement bandwidth of Maximum PSD is specified in 1 MHz, add  $10 \log(1\text{MHz}/RBW)$  to the measured result, whereas RBW (< 1 MHz) is the reduced resolution bandwidth of spectrum analyzer set during measurement.
- e) Care must be taken to ensure that the measurements are performed during a period of continuous transmission or are corrected upward for duty cycle.

## 11.3 Environmental Conditions

<b>Temperature:</b>	25.5
<b>Relative Humidity:</b>	44-46 %
<b>ATM Pressure:</b>	1010 hPa

*The testing was performed by Tom Hsu on 2019-07-24~2019-07-30.*

### 11.4 Test Results

Test Mode: Transmitting

UNII Band	Mode	Channel	Frequency (MHz)	Maximum Power Spectral Density (dBm/MHz)					Duty Factor (dB)	Total Maximum Power Spectral Density <sup>V</sup> with duty factor (dBm/MHz)	Limit (dBm/MHz)
				Chain 0	Chain 1	Chain 2	Chain 3	Total			
UNII-1	802.11a	36	5180	10.25	10.24	10.30	10.54	16.35	0.54	16.89	17
		40	5200	10.11	10.14	10.14	10.39	16.22	0.54	16.76	17
		48	5240	10.22	10.23	10.01	10.40	16.24	0.54	16.78	17
	802.11 ac20	36	5180	10.12	10.13	10.06	10.15	16.14	0.64	16.78	17
		40	5200	10.23	10.25	10.03	10.19	16.2	0.64	16.84	17
		48	5240	10.20	10.26	10.07	10.26	16.22	0.64	16.86	17
	802.11 ac 40	38	5190	6.69	6.54	6.64	6.79	12.69	0.92	13.61	17
		46	5230	6.54	6.47	6.40	6.78	12.57	0.92	13.49	17
	802.11 ac 80	42	5210	5.10	5.03	5.12	5.18	11.13	0.54	11.67	17
UNII-2A	802.11a	52	5260	4.12	3.96	4.06	4.09	10.08	0.54	10.62	11
		60	5300	3.93	3.91	3.93	4.11	9.99	0.54	10.53	11
		64	5320	3.91	4	3.83	4.04	9.97	0.54	10.51	11
	802.11 ac20	52	5260	3.71	3.81	3.69	3.98	9.82	0.64	10.46	11
		60	5300	4.06	3.56	3.57	3.80	9.77	0.64	10.41	11
		64	5320	3.86	3.99	3.91	4.03	9.97	0.64	10.61	11
	802.11 ac 40	54	5270	1.08	1.03	1	1.57	7.2	0.92	8.12	11
		62	5310	1.08	1.11	1.05	1.33	7.16	0.92	8.08	11
	802.11 ac 80	58	5290	-1.76	-1.55	-1.69	-1.65	4.36	0.54	4.90	11

UNII Band	Mode	Channel	Frequency (MHz)	Maximum Power Spectral Density (dBm/MHz)					Duty Factor (dB)	Total Maximum Power Spectral DensityV with duty factor (dBm/MHz)	Limit (dBm/MHz)
				Chain 0	Chain 1	Chain 2	Chain 3	Total			
UNII-2C	802.11a	100	5500	3.66	3.76	3.62	3.78	9.73	0.54	10.27	11
		116	5580	3.73	3.75	3.65	3.85	9.77	0.54	10.31	11
		140	5700	3.81	3.80	3.95	3.96	9.9	0.54	10.44	11
		144	5720	3.98	4.01	4.13	4.18	10.1	0.54	10.64	11
	802.11 ac20	100	5500	3.54	3.58	3.48	3.75	9.61	0.64	10.25	11
		116	5580	3.25	3.35	3.51	3.48	9.42	0.64	10.06	11
		140	5700	3.35	3.41	3.37	3.50	9.43	0.64	10.07	11
		144	5720	3.36	3.43	3.34	3.51	9.43	0.64	10.07	11
	802.11 ac 40	102	5510	1.24	1.12	1.22	1.41	7.27	0.92	8.19	11
		118	5590	1.05	1.30	1.13	1.44	7.25	0.92	8.17	11
		134	5670	1.51	1.44	1.38	1.63	7.51	0.92	8.43	11
		140	5710	0.95	0.90	0.86	1.15	6.99	0.92	7.91	11
	802.11 ac 80	106	5530	-1.67	-1.91	-1.94	-1.66	4.23	0.54	4.77	11
		122	5610	-1.94	-2.09	-2.08	-1.83	4.04	0.54	4.58	11
		136	5690	-1.64	-1.68	-1.80	-1.43	4.39	0.54	4.93	11
	UNII Band	Mode	Channel	Frequency (MHz)	Maximum Power Spectral Density (dBm/500kHz)					Duty Factor (dB)	Total Maximum Power Spectral DensityV with duty factor (dBm/500kHz)
Chain 0					Chain 1	Chain 2	Chain 3	Total			
UNII-3	802.11a	149	5745	7.99	7.95	7.97	8.16	14.04	0.54	14.58	30
		157	5785	8.16	8.14	8.01	8.26	14.16	0.54	14.70	30
		165	5825	8.15	8.02	7.99	8.17	14.1	0.54	14.64	30
	802.11 ac20	149	5745	7.84	7.95	7.91	8.18	13.99	0.64	14.63	30
		157	5785	8.08	7.98	7.83	7.85	13.96	0.64	14.60	30
		165	5825	7.88	7.73	7.78	7.81	13.82	0.64	14.46	30
	802.11 ac 40	151	5755	4.27	4.62	4.35	4.77	10.53	0.92	11.45	30
		159	5795	4.25	4.27	4.24	4.57	10.36	0.92	11.28	30
	802.11 ac 80	155	5775	1.32	1.29	1.11	1.77	7.4	0.54	7.94	30

The device is a master device. Use the 4 antenna , Unequal antenna gains, with equal transmit powers. For antenna gains given by G1, G2, ..., GN dBi, per KDB 662911 D01 Multiple Transmitter Output v02r01, for

Power spectral density (PSD) measurements on the devices:

$$\text{Array Gain} = 10 \log[(10G1 / 20 + 10G2 / 20 + \dots + 10GN / 20)^2 / \text{NANT}] \text{ dBi.}$$

So: Directional gain = 5.83 dBi

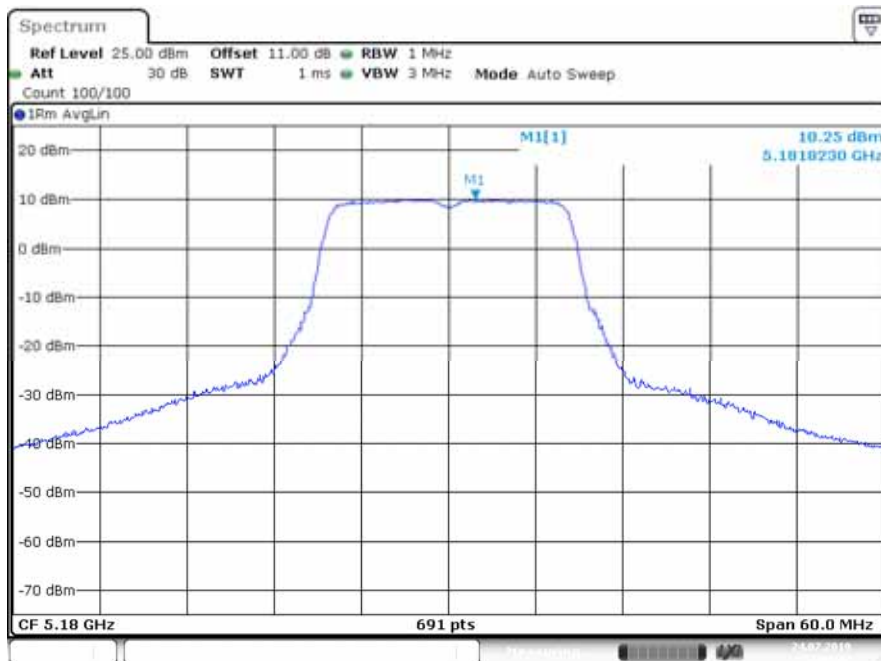
The Power density Limit was reduce 0 dB



Please refer to the following plots

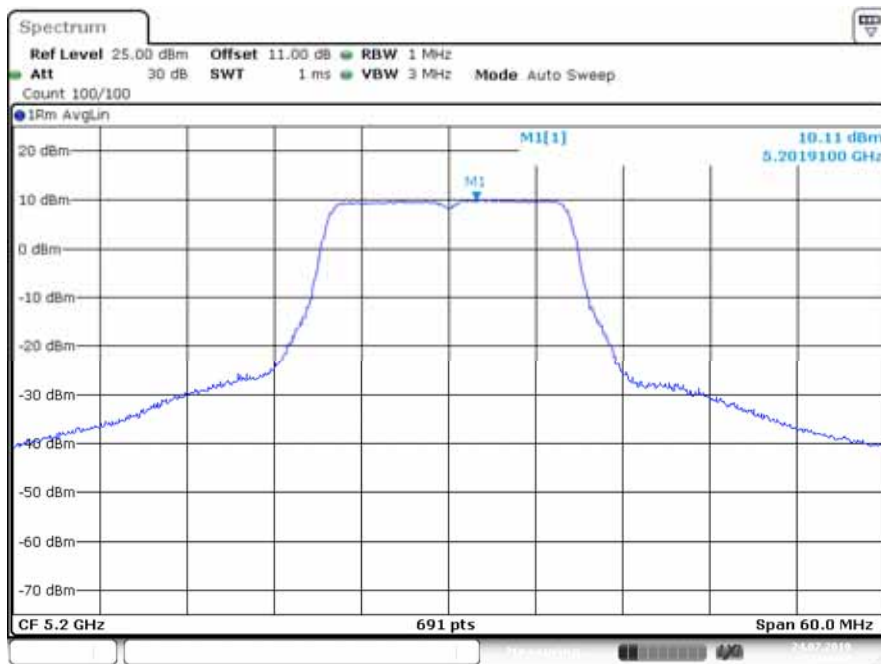
Test Mode: Transmitting

**UNII-1 Band I PSD**  
**IEEE 802.11a Mode / 5150 ~ 5250MHz (chain 0)**  
**5180MHz**



Date: 24.JUL.2019 12:15:13

**5200MHz**



Date: 24.JUL.2019 12:28:17

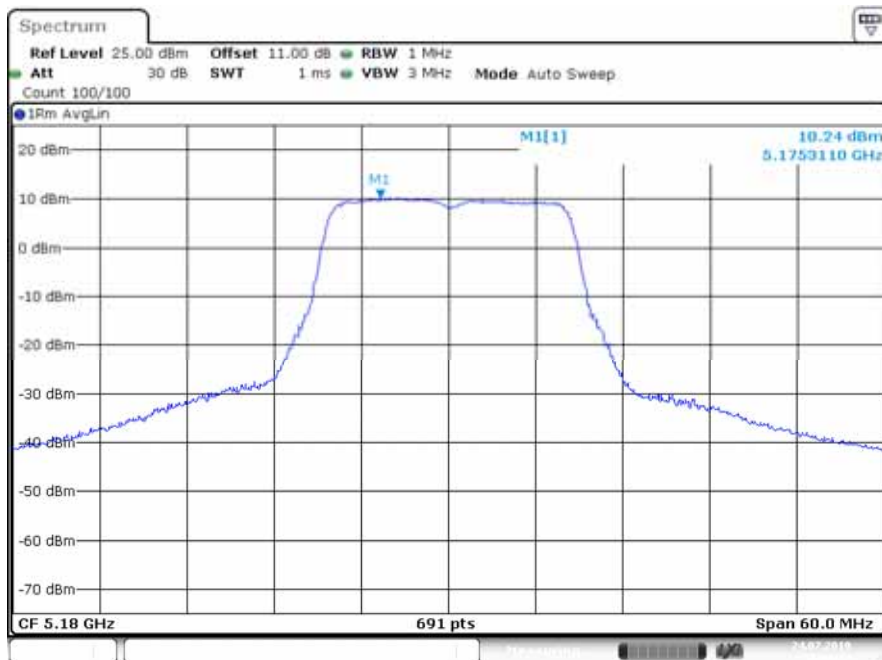
### 5240MHz



Date: 24.JUL.2019 15:10:25

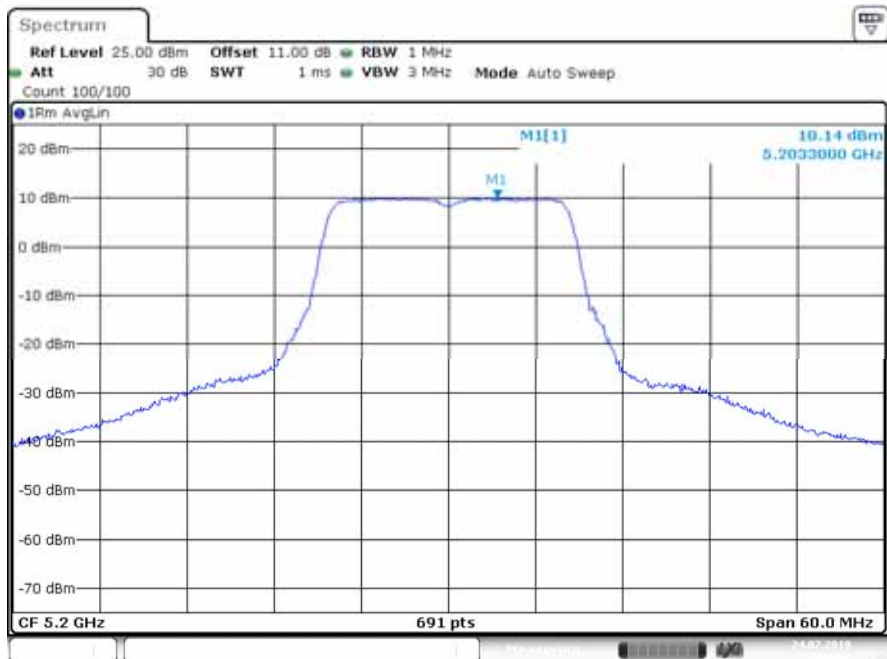
### IEEE 802.11a Mode / 5150 ~ 5250MHz (chain 1)

### 5180MHz



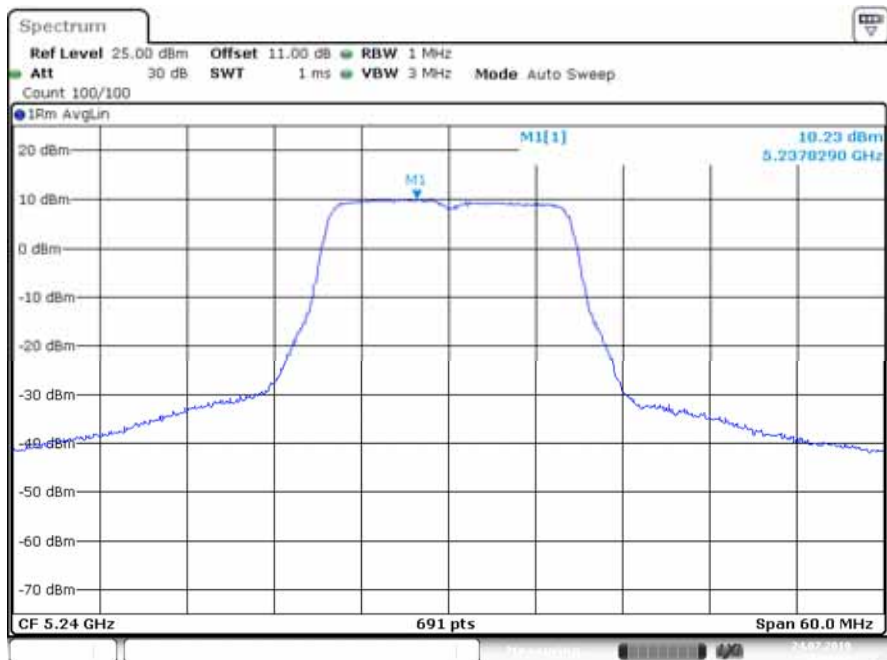
Date: 24.JUL.2019 15:04:13

### 5200MHz



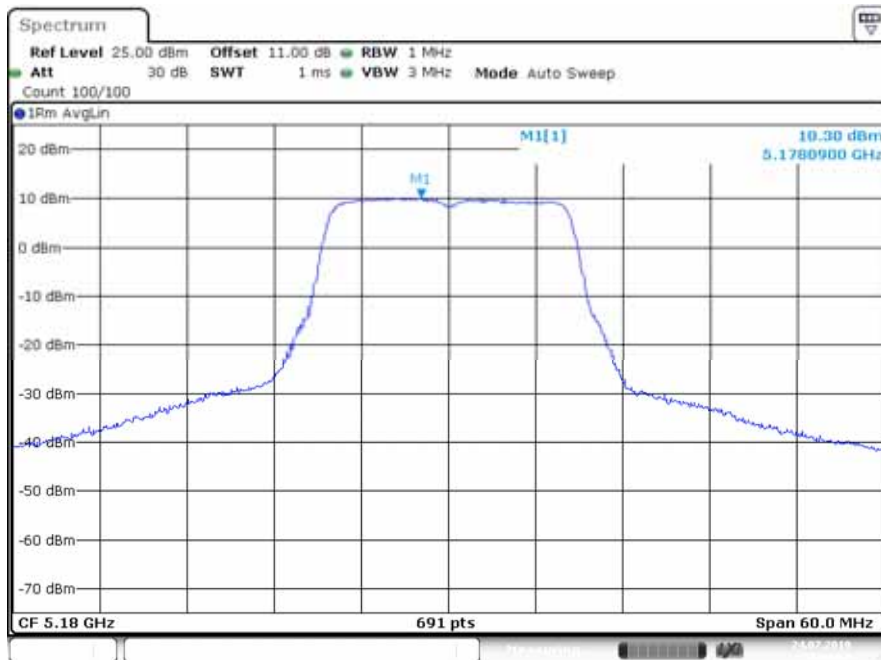
Date: 24.JUL.2019 12:28:02

### 5240MHz



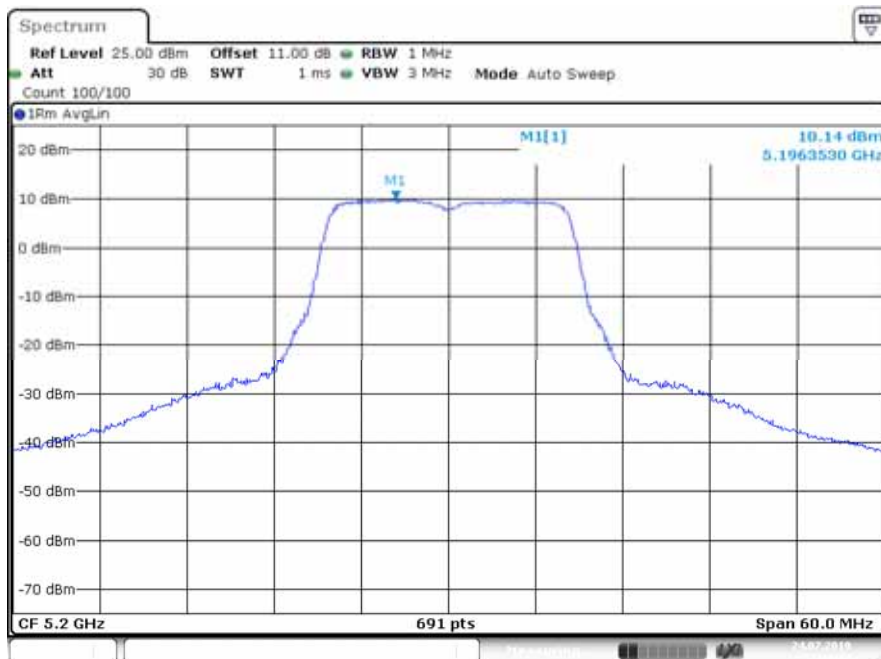
Date: 24.JUL.2019 15:10:36

**IEEE 802.11a Mode / 5150 ~ 5250MHz (chain 2)**  
**5180MHz**



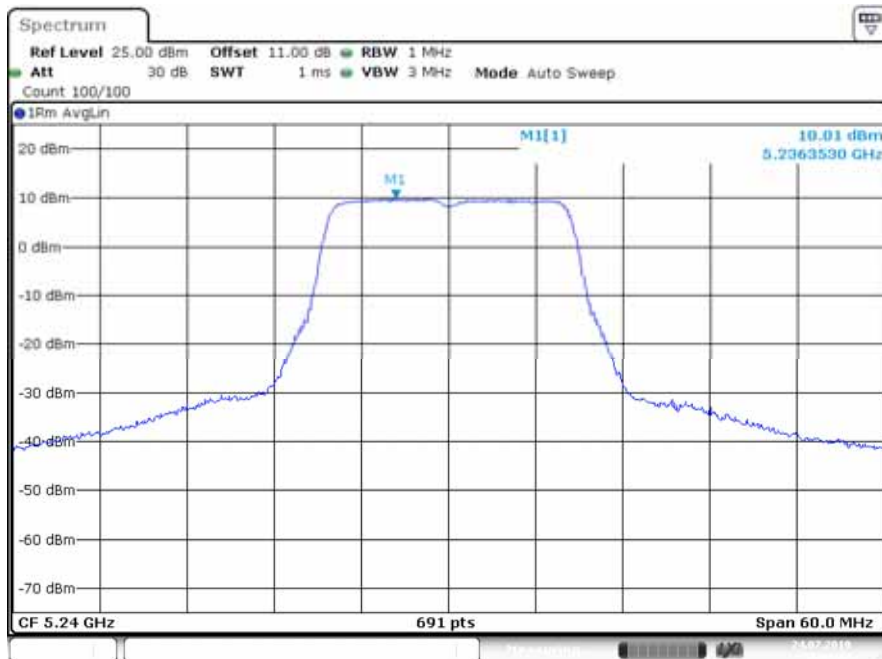
Date: 24.JUL.2019 15:07:10

**5200MHz**



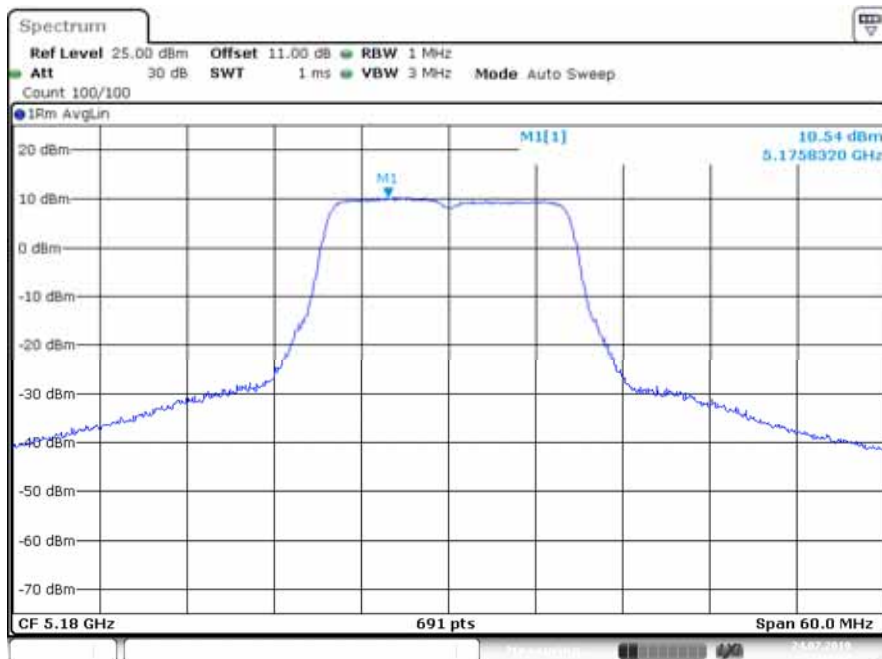
Date: 24.JUL.2019 12:26:24

### 5240MHz



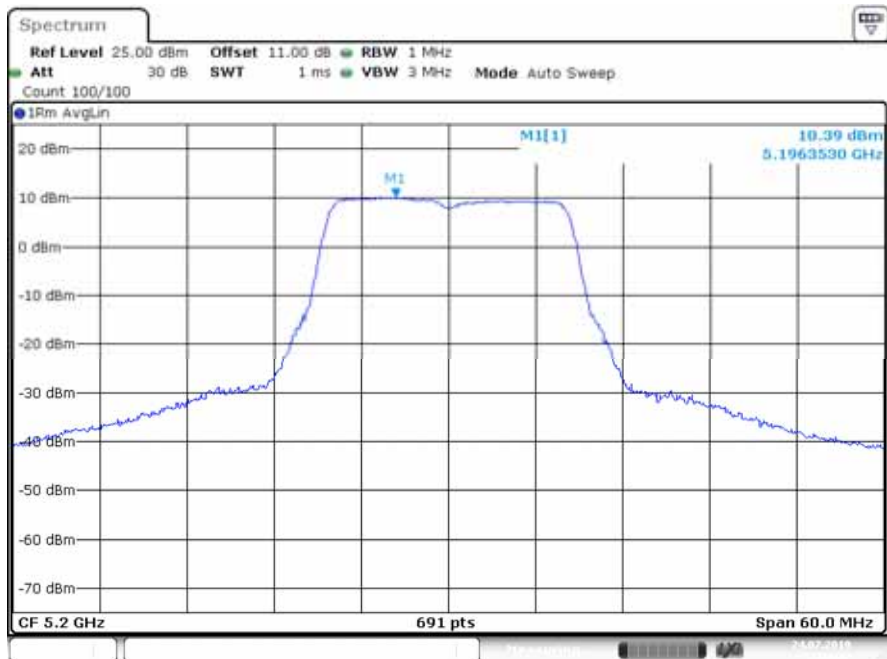
Date: 24.JUL.2019 15:12:25

### IEEE 802.11a Mode / 5150 ~ 5250MHz (chain 3) 5180MHz



Date: 24.JUL.2019 12:22:07

### 5200MHz



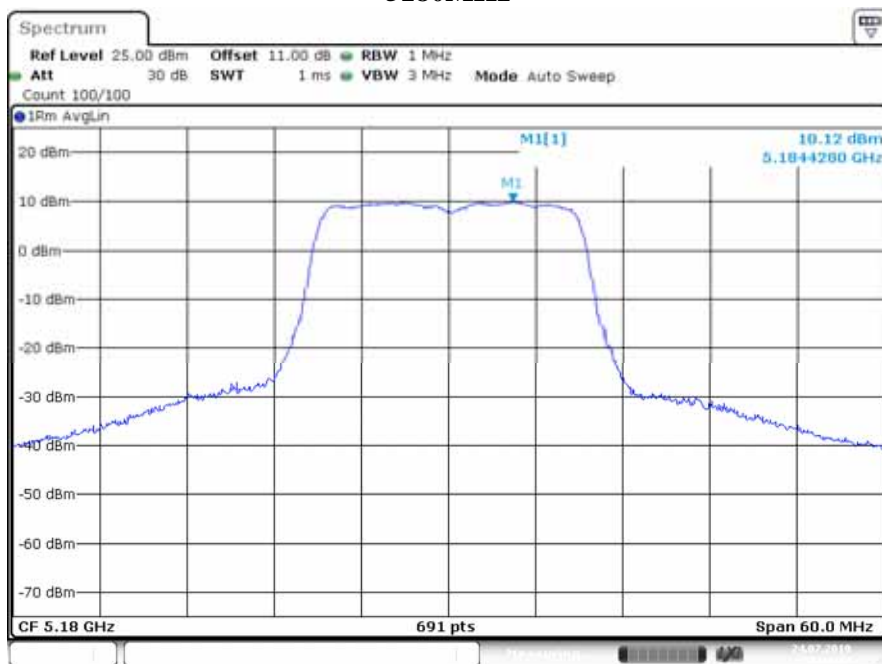
Date: 24.JUL.2019 12:24:32

### 5240MHz



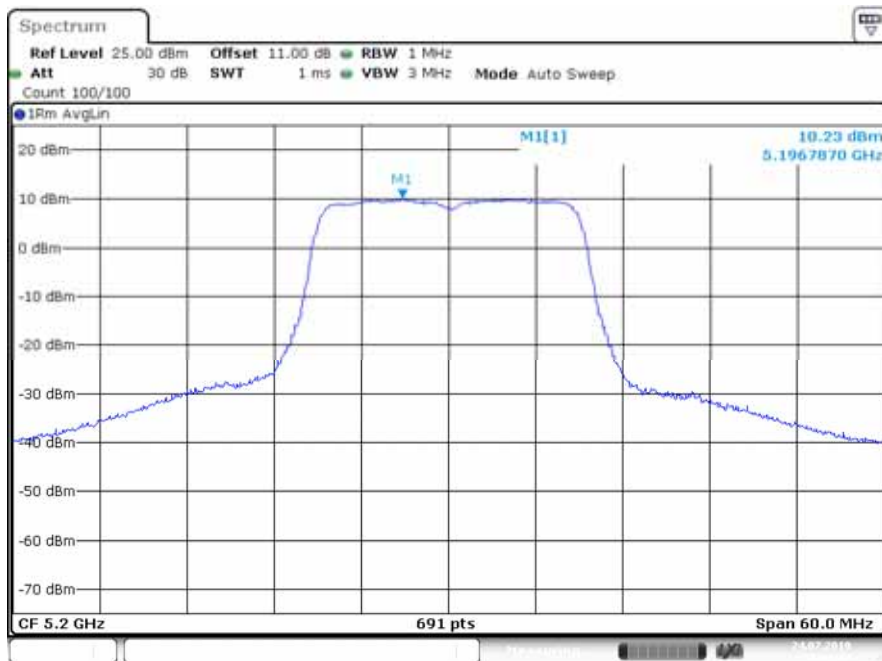
Date: 24.JUL.2019 15:10:08

**IEEE 802.11ac VHT20 Mode / 5150 ~ 5250MHz (chain 0)**  
**5180MHz**



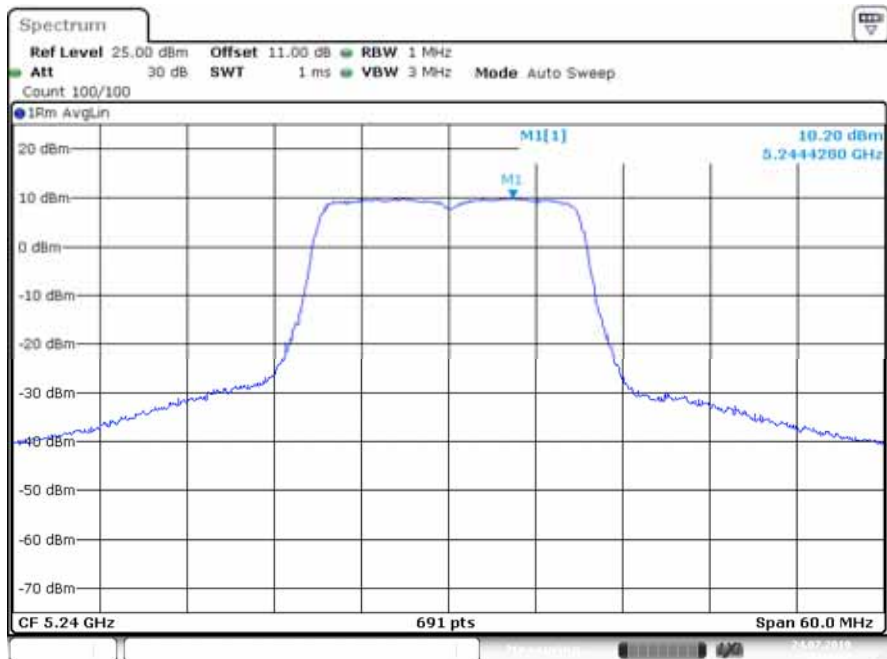
Date: 24.JUL.2019 15:31:14

**5200MHz**



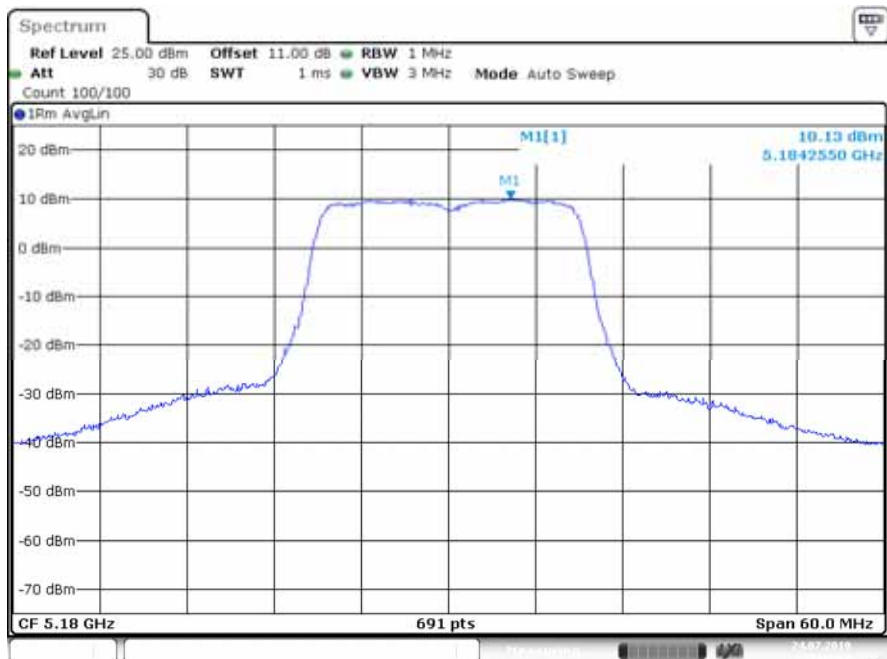
Date: 24.JUL.2019 15:35:15

### 5240MHz



Date: 24.JUL.2019 15:37:18

### IEEE 802.11ac VHT20 Mode / 5150 ~ 5250MHz (chain 1) 5180MHz



Date: 24.JUL.2019 15:32:30



### 5200MHz



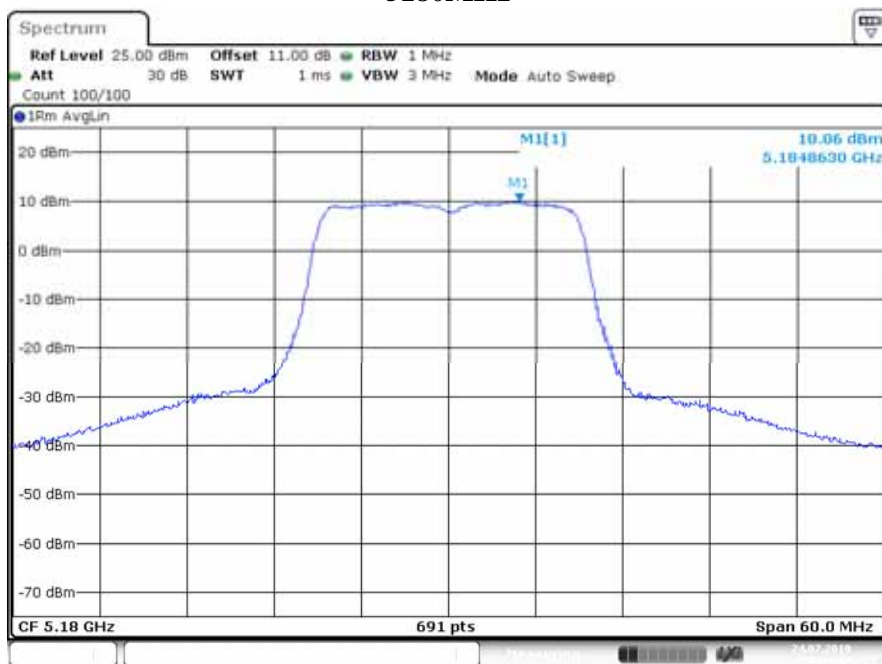
Date: 24.JUL.2019 15:35:04

### 5240MHz



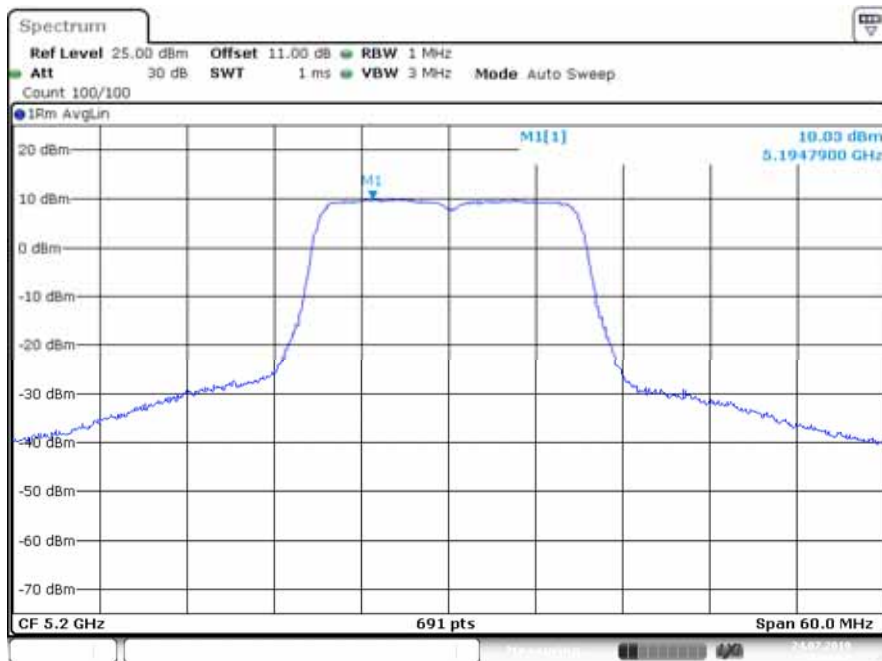
Date: 24.JUL.2019 15:37:07

**IEEE 802.11ac VHT20 Mode / 5150 ~ 5250MHz (chain 2)**  
**5180MHz**



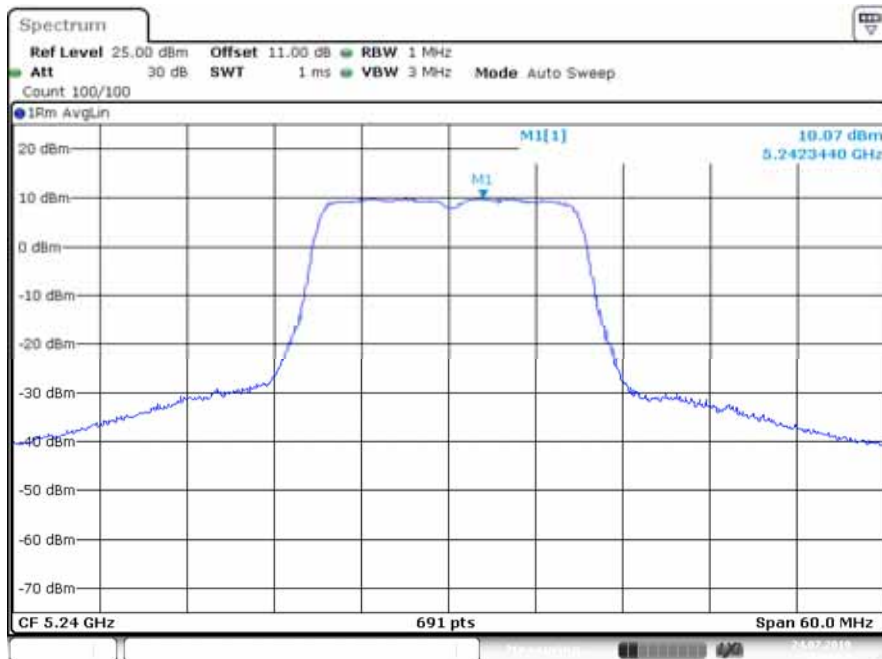
Date: 24.JUL.2019 15:32:14

**5200MHz**



Date: 24.JUL.2019 15:34:51

### 5240MHz



Date: 24.JUL.2019 15:36:55

### IEEE 802.11ac VHT20 Mode / 5150 ~ 5250MHz (chain 3) 5180MHz



Date: 24.JUL.2019 15:31:35

### 5200MHz



Date: 24.JUL.2019 15:33:22

### 5240MHz



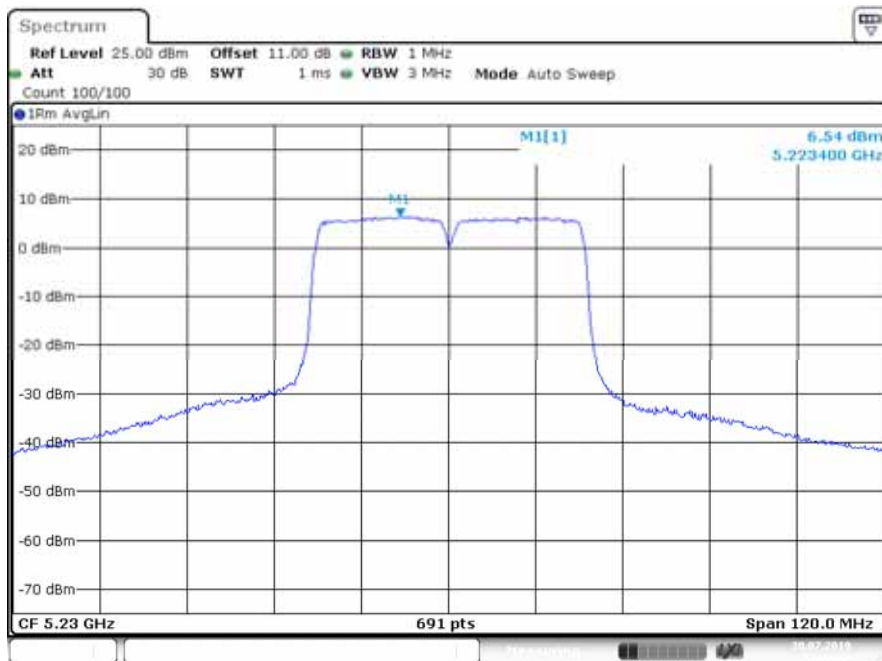
Date: 24.JUL.2019 15:36:38

**IEEE 802.11ac VHT40 Mode / 5150 ~ 5250MHz (chain 0)**  
**5190MHz**



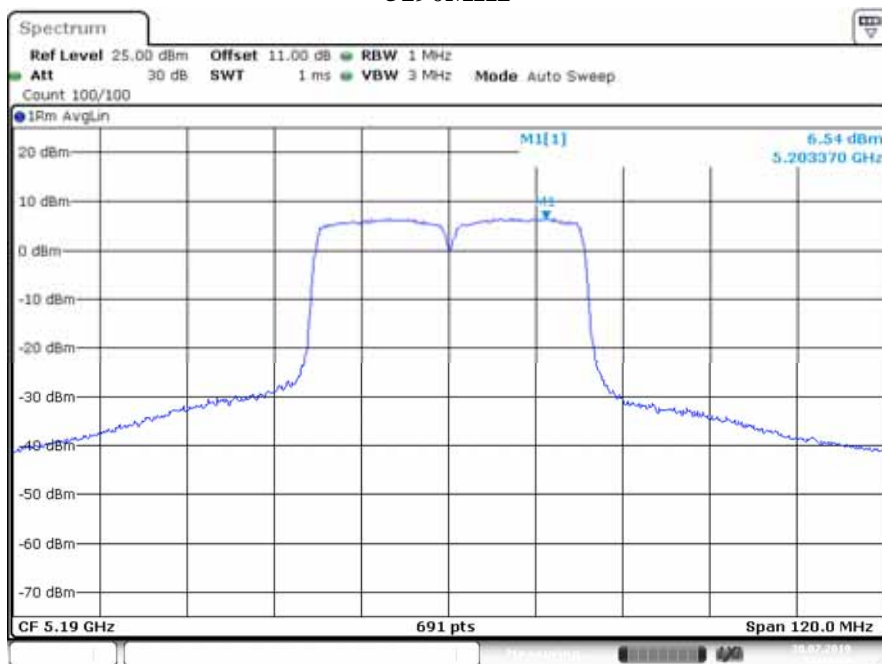
Date: 30.JUL.2019 14:41:42

**5230MHz**



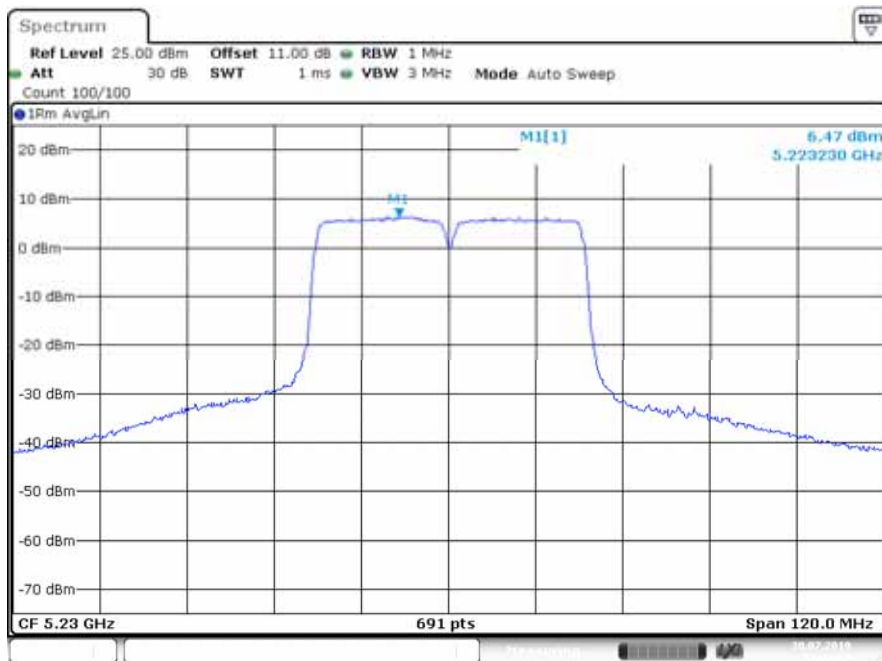
Date: 30.JUL.2019 14:44:27

**IEEE 802.11ac VHT40 Mode / 5150 ~ 5250MHz (chain 1)  
5190MHz**



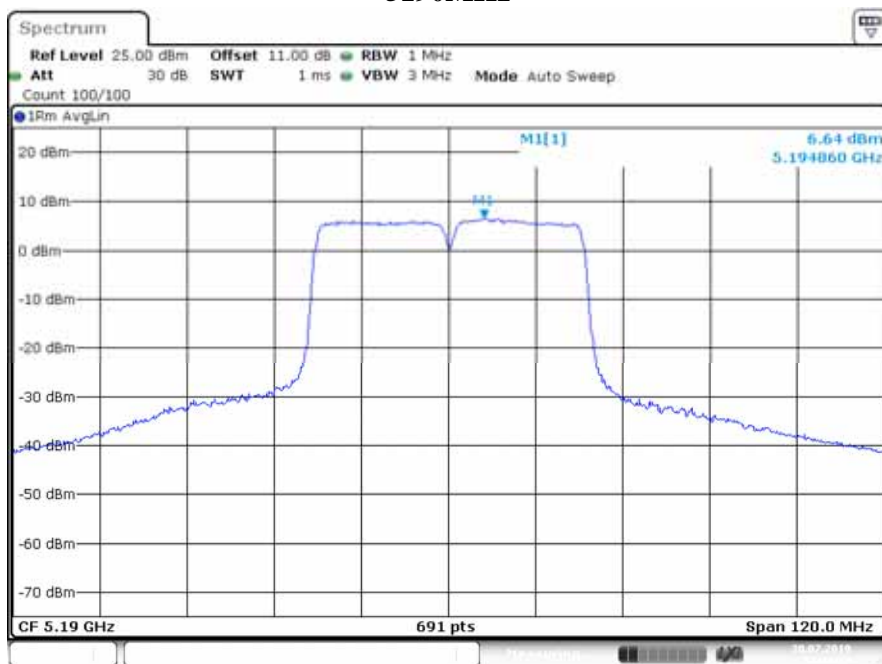
Date: 30.JUL.2019 14:41:29

**5230MHz**



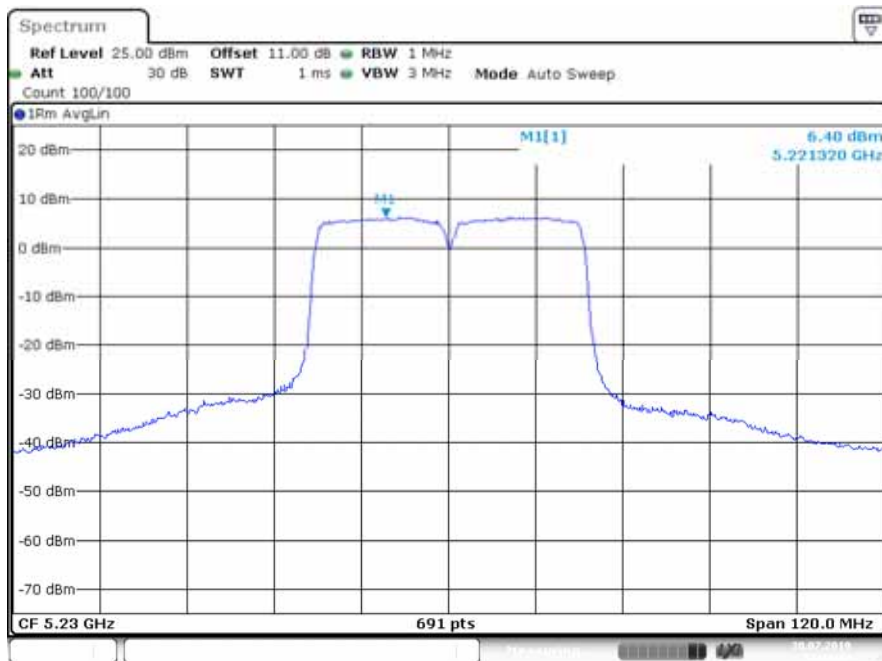
Date: 30.JUL.2019 14:43:55

### IEEE 802.11ac VHT40 Mode / 5150 ~ 5250MHz (chain 2) 5190MHz



Date: 30.JUL.2019 14:41:16

### 5230MHz



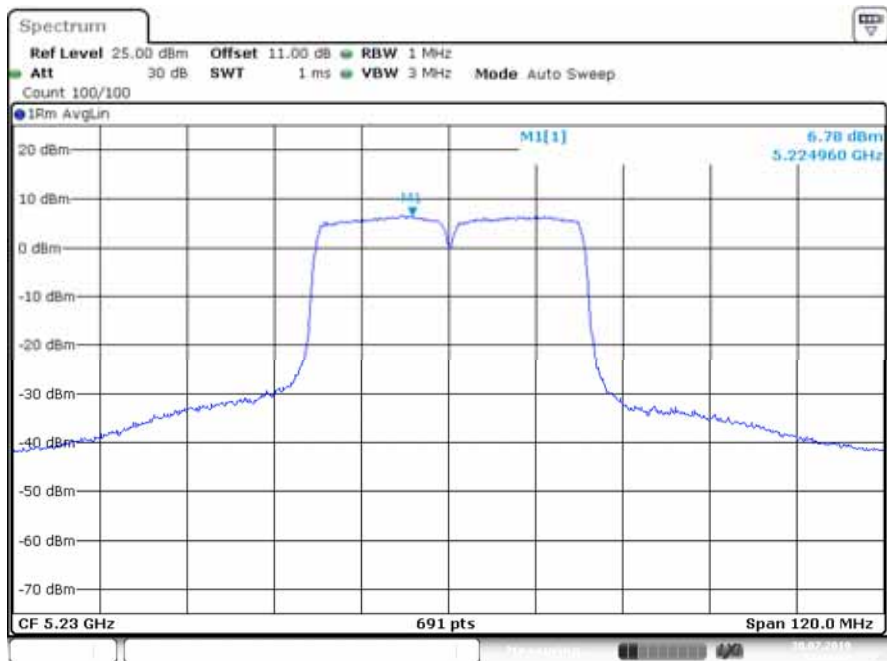
Date: 30.JUL.2019 14:43:44

**IEEE 802.11ac VHT40 Mode / 5150 ~ 5250MHz (chain 3)  
5190MHz**



Date: 30.JUL.2019 14:40:47

**5230MHz**



Date: 30.JUL.2019 14:43:31

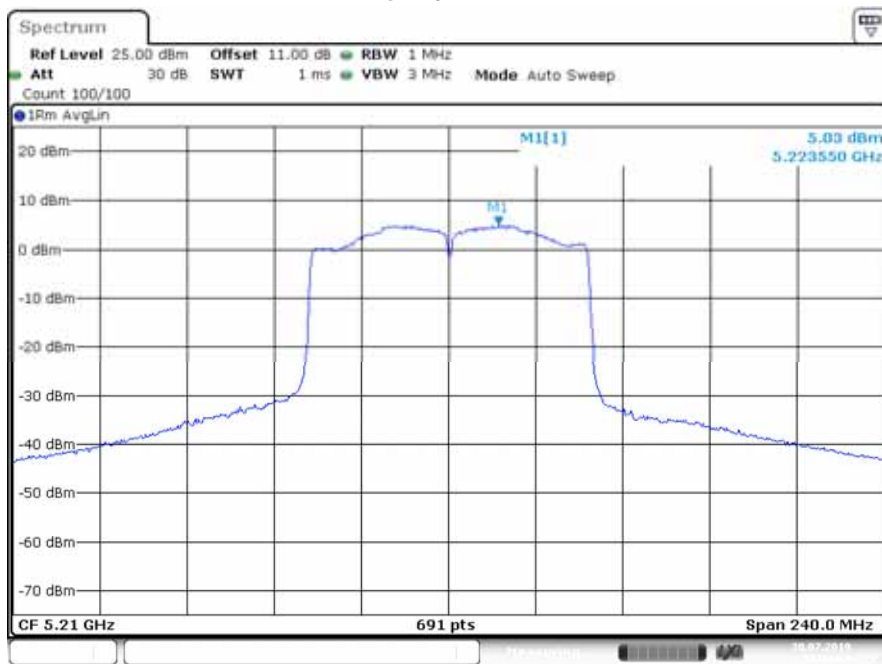


**IEEE 802.11ac VHT80 Mode / 5150 ~ 5250MHz (chain 0)**  
**5210MHz**



Date: 30.JUL.2019 15:24:17

**IEEE 802.11ac VHT80 Mode / 5150 ~ 5250MHz (chain 1)**  
**5210MHz**



Date: 30.JUL.2019 15:24:06

**IEEE 802.11ac VHT80 Mode / 5150 ~ 5250MHz (chain 2)  
5210MHz**



Date: 30.JUL.2019 15:23:52

**IEEE 802.11ac VHT80 Mode / 5150 ~ 5250MHz (chain 3)  
5210MHz**



Date: 30.JUL.2019 15:23:34

**UNII-2A Band II PSD**  
**IEEE 802.11a Mode / 5250 ~ 5350MHz (chain 0)**  
**5260MHz**



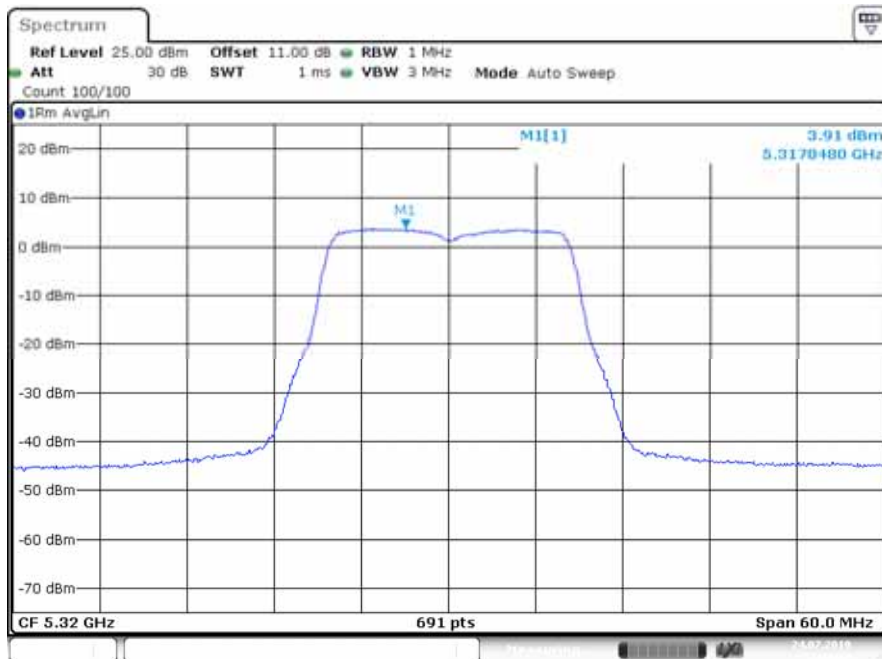
Date: 24.JUL.2019 12:37:22

**5300MHz**



Date: 24.JUL.2019 12:41:09

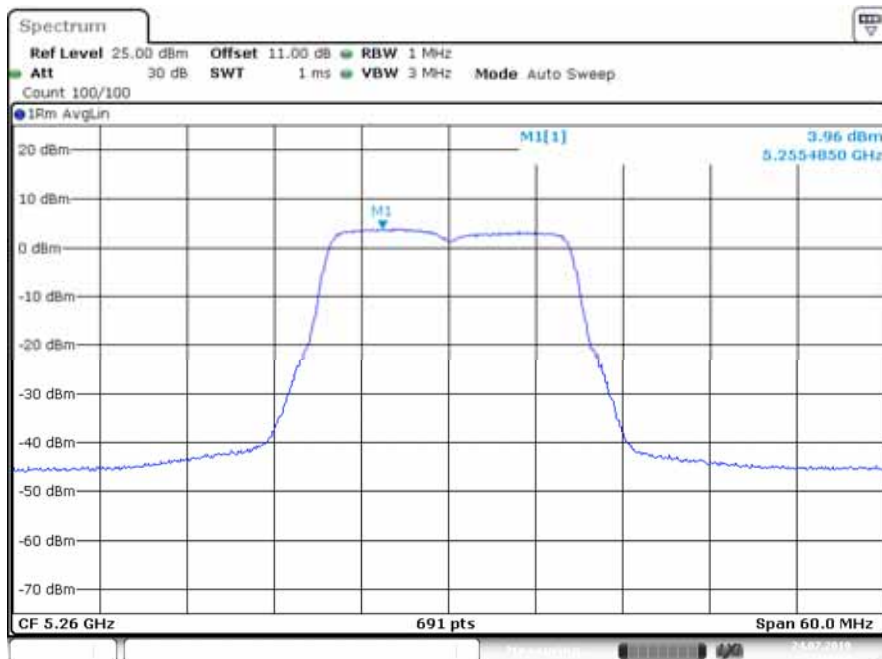
### 5320MHz



Date: 24.JUL.2019 12:44:30

### IEEE 802.11a Mode / 5250 ~ 5350MHz (chain 1)

### 5260MHz



Date: 24.JUL.2019 12:37:39

### 5300MHz



Date: 24.JUL.2019 12:41:50

### 5320MHz



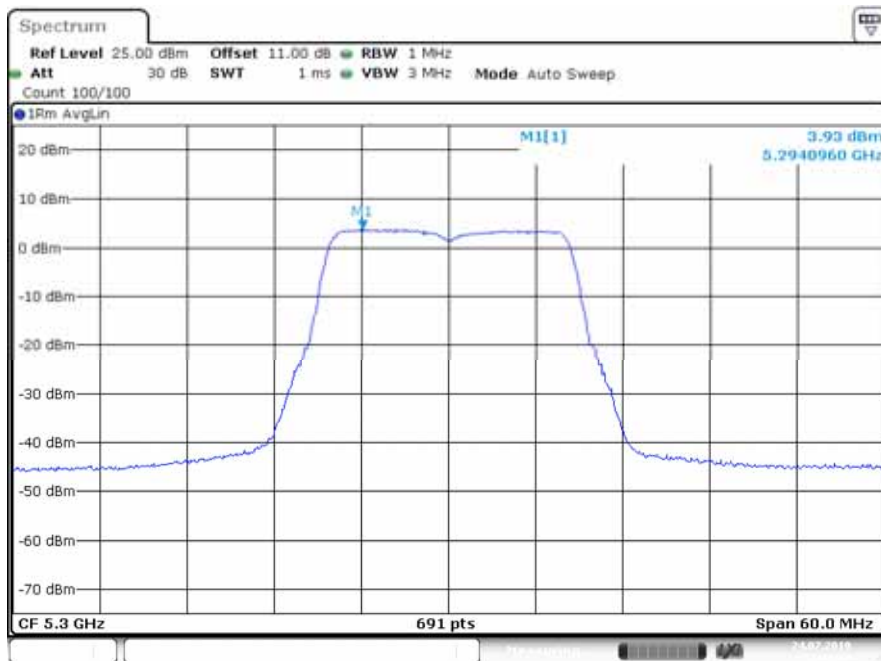
Date: 24.JUL.2019 12:44:16

**IEEE 802.11a Mode / 5250 ~ 5350MHz (chain 2)**  
**5260MHz**



Date: 24.JUL.2019 12:38:06

**5300MHz**



Date: 24.JUL.2019 12:42:03

### 5320MHz



Date: 24.JUL.2019 12:44:01

### IEEE 802.11a Mode / 5250 ~ 5350MHz (chain 3)

### 5260MHz



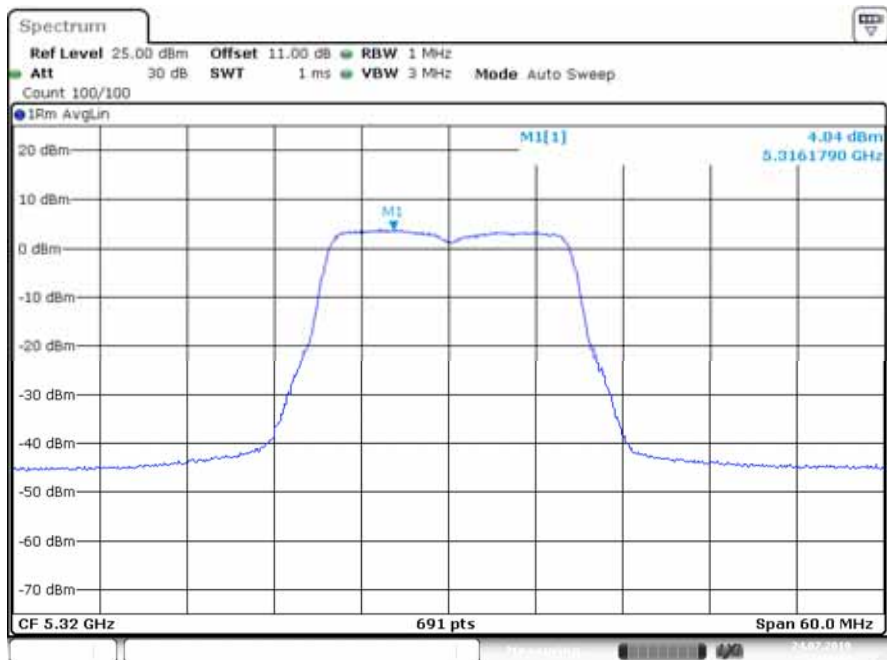
Date: 24.JUL.2019 12:38:38

### 5300MHz



Date: 24.JUL.2019 12:42:34

### 5320MHz



Date: 24.JUL.2019 12:43:46



**IEEE 802.11ac VHT20 Mode / 5250 ~ 5350MHz (chain 0)**  
**5260MHz**



Date: 24.JUL.2019 15:47:37

**5300MHz**



Date: 24.JUL.2019 15:49:09

### 5320MHz



Date: 24.JUL.2019 15:50:25

### IEEE 802.11ac VHT20 Mode / 5250 ~ 5350MHz (chain 1) 5260MHz



Date: 24.JUL.2019 15:47:25

### 5300MHz



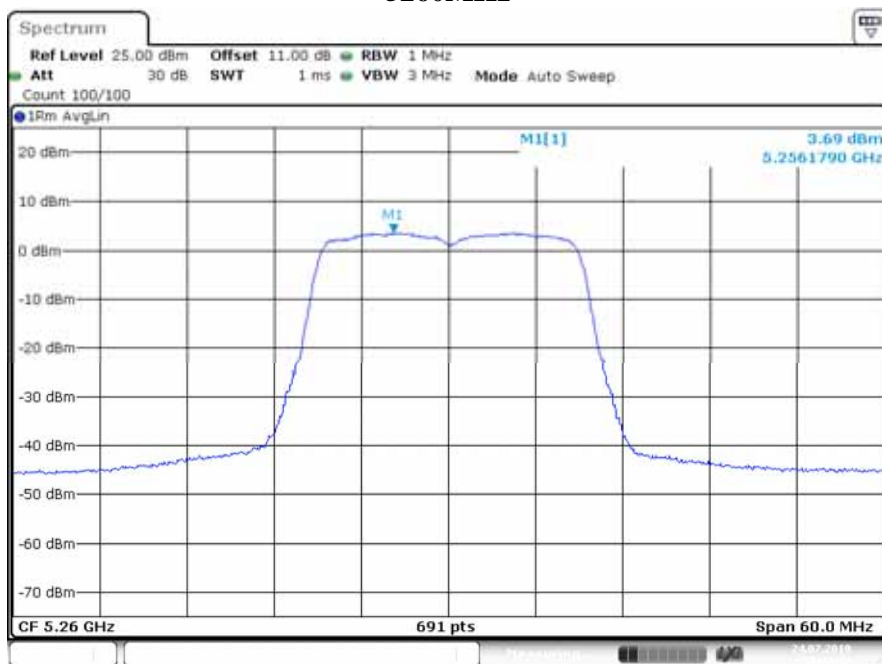
Date: 24.JUL.2019 15:48:58

### 5320MHz



Date: 24.JUL.2019 15:50:14

**IEEE 802.11ac VHT20 Mode / 5250 ~ 5350MHz (chain 2)**  
**5260MHz**



Date: 24.JUL.2019 15:47:13

**5300MHz**



Date: 24.JUL.2019 15:48:47

### 5320MHz



Date: 24.JUL.2019 15:50:03

### IEEE 802.11ac VHT20 Mode / 5250 ~ 5350MHz (chain 3) 5260MHz



Date: 24.JUL.2019 15:47:54

### 5300MHz



Date: 24.JUL.2019 15:48:38

### 5320MHz



Date: 24.JUL.2019 15:49:45

**IEEE 802.11ac VHT40 Mode / 5250 ~ 5350MHz (chain 0)**  
**5270MHz**



Date: 30.JUL.2019 14:46:35

**5310MHz**



Date: 30.JUL.2019 15:05:29

**IEEE 802.11ac VHT40 Mode / 5250 ~ 5350MHz (chain 1)  
5270MHz**



Date: 30.JUL.2019 14:46:14

**5310MHz**



Date: 30.JUL.2019 15:05:17



**IEEE 802.11ac VHT40 Mode / 5250 ~ 5350MHz (chain 2)  
5270MHz**



Date: 30.JUL.2019 14:46:06

**5310MHz**



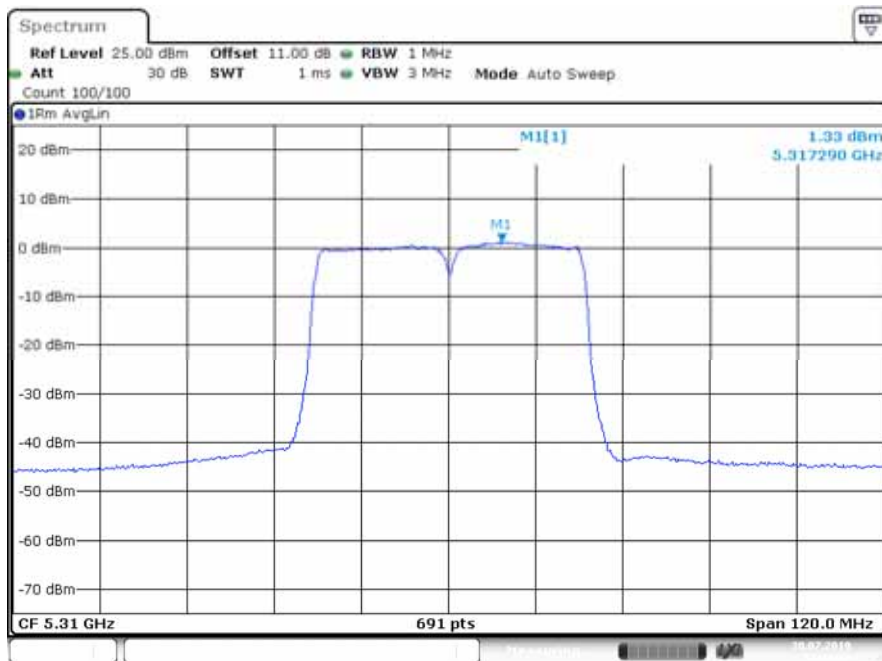
Date: 30.JUL.2019 15:04:58

**IEEE 802.11ac VHT40 Mode / 5250 ~ 5350MHz (chain 3)  
5270MHz**



Date: 30.JUL.2019 14:45:41

**5310MHz**



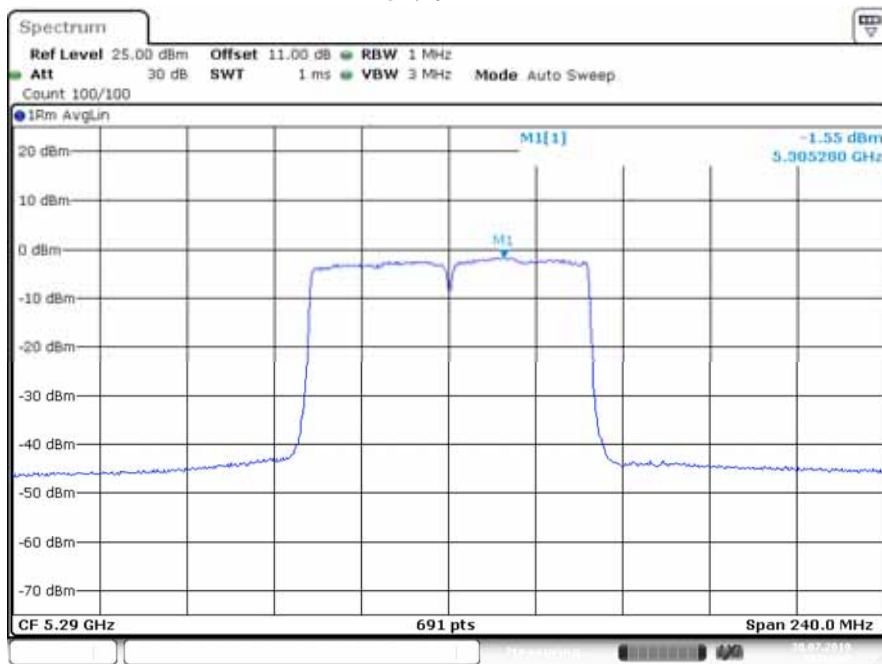
Date: 30.JUL.2019 14:48:16

**IEEE 802.11ac VHT80 Mode / 5250 ~ 5350MHz (chain 0)**  
**5290MHz**



Date: 30.JUL.2019 15:25:51

**IEEE 802.11ac VHT80 Mode / 5250 ~ 5350MHz (chain 1)**  
**5290MHz**



Date: 30.JUL.2019 15:25:37

**IEEE 802.11ac VHT80 Mode / 5250 ~ 5350MHz (chain 2)**  
**5290MHz**



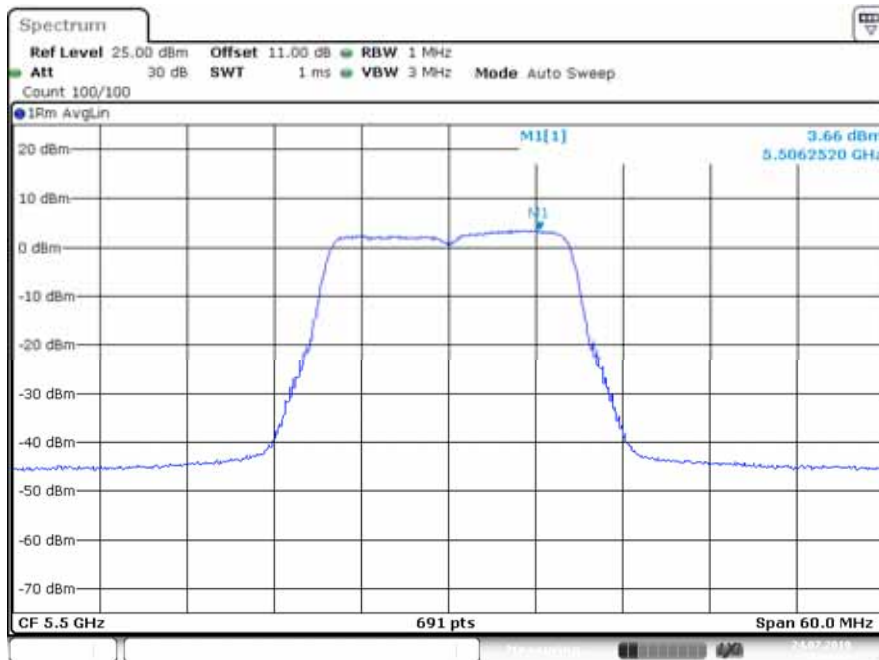
Date: 30.JUL.2019 15:25:23

**IEEE 802.11ac VHT80 Mode / 5250 ~ 5350MHz (chain 3)**  
**5290MHz**



Date: 30.JUL.2019 15:25:10

**UNII-2C Band III PSD**  
**IEEE 802.11a Mode / 5470 ~ 5725MHz (chain 0)**  
**5500MHz**



Date: 24.JUL.2019 15:14:37

**5580MHz**



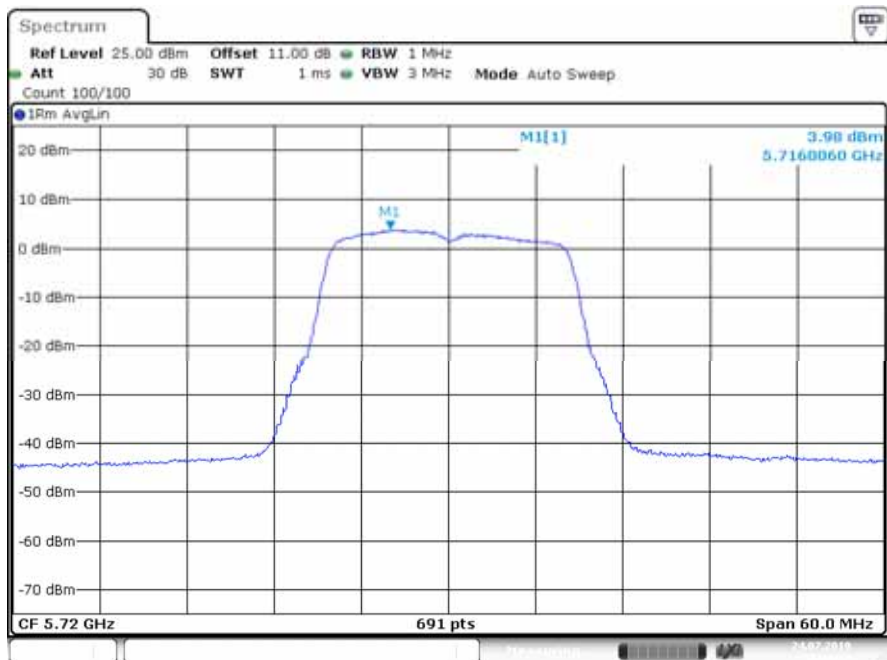
Date: 24.JUL.2019 15:16:13

### 5700MHz



Date: 24.JUL.2019 15:18:50

### 5720MHz



Date: 24.JUL.2019 15:29:35

**IEEE 802.11a Mode / 5470 ~ 5725MHz (chain 1)**  
**5500MHz**



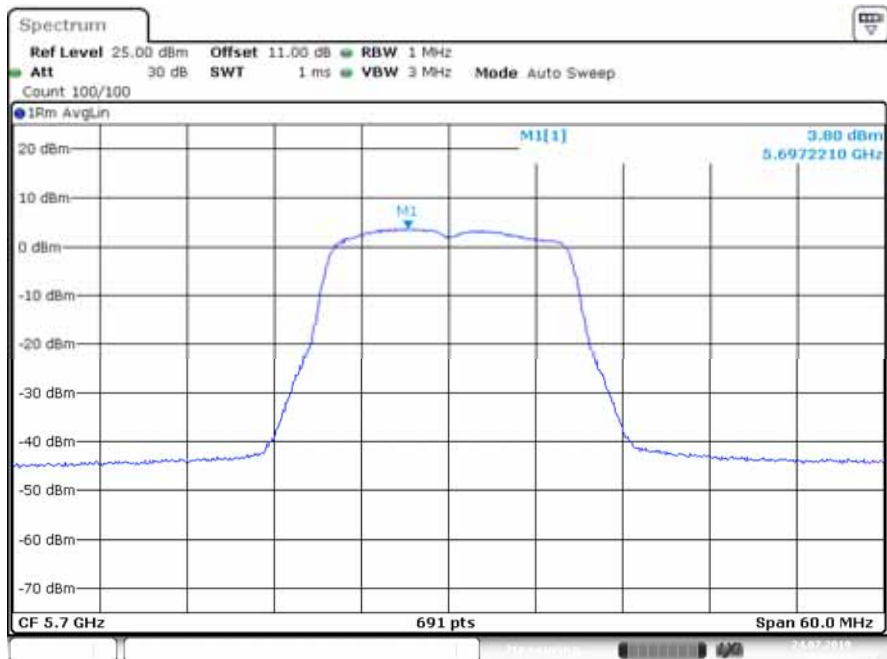
Date: 24.JUL.2019 15:14:25

**5580MHz**



Date: 24.JUL.2019 15:17:19

### 5700MHz



Date: 24.JUL.2019 15:19:24

### 5720MHz



Date: 24.JUL.2019 15:21:25



**IEEE 802.11a Mode / 5470 ~ 5725MHz (chain 2)**  
**5500MHz**



Date: 24.JUL.2019 15:14:00

**5580MHz**



Date: 24.JUL.2019 15:17:39

### 5700MHz



Date: 24.JUL.2019 15:19:09

### 5720MHz



Date: 24.JUL.2019 15:21:05

**IEEE 802.11a Mode / 5470 ~ 5725MHz (chain 3)**  
**5500MHz**



Date: 24.JUL.2019 15:13:38

**5580MHz**



Date: 24.JUL.2019 15:16:50

### 5700MHz



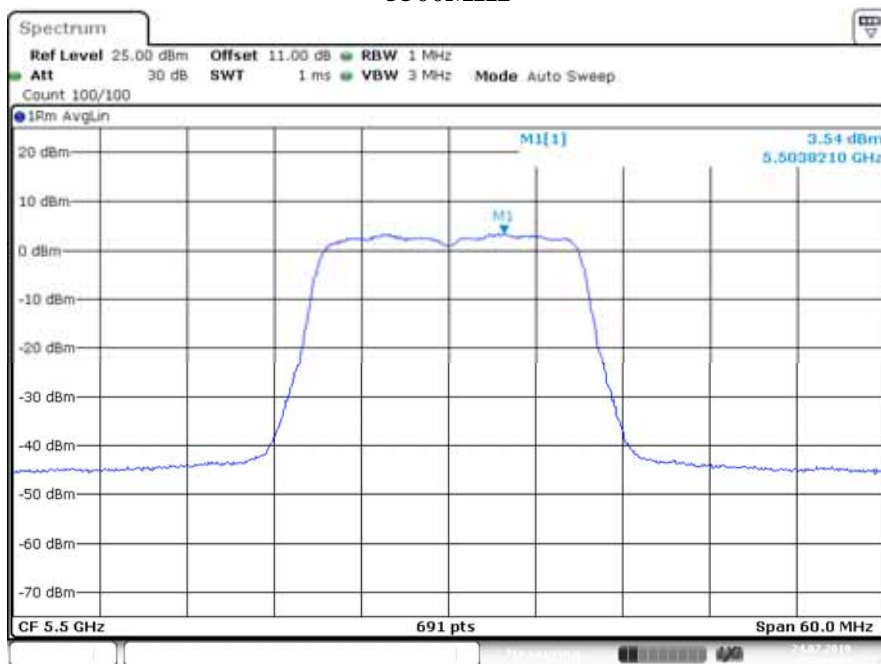
Date: 24.JUL.2019 15:19:47

### 5720MHz



Date: 24.JUL.2019 15:21:14

**IEEE 802.11ac VHT20 Mode / 5470 ~ 5725MHz (chain 0)  
5500MHz**



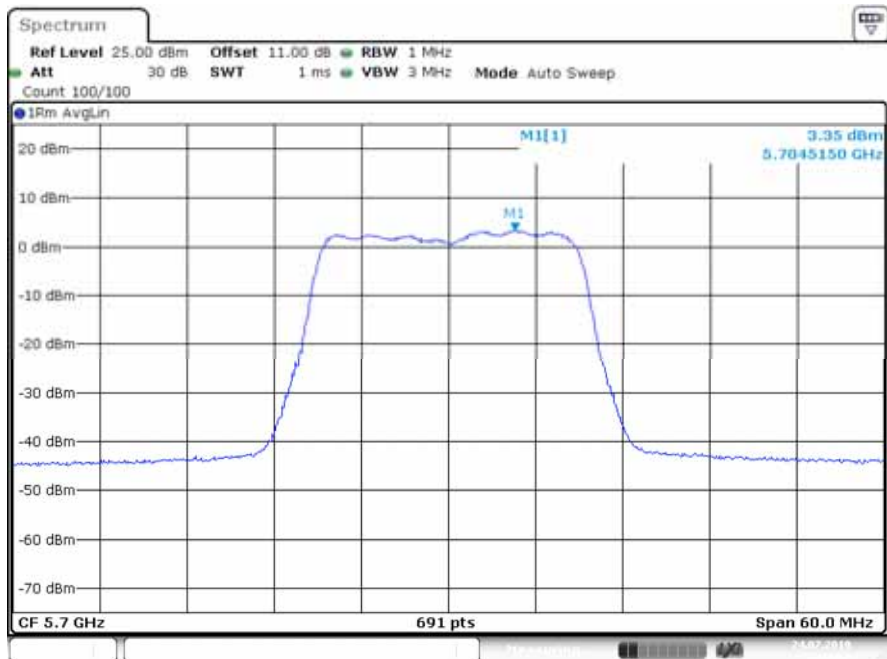
Date: 24.JUL.2019 16:01:48

**5580MHz**



Date: 24.JUL.2019 16:38:12

### 5700MHz



Date: 24.JUL.2019 16:46:56

### 5720MHz



Date: 24.JUL.2019 16:48:35

**IEEE 802.11ac VHT20 Mode / 5470 ~ 5725MHz (chain 1)**  
**5500MHz**



Date: 24.JUL.2019 16:01:37

**5580MHz**



Date: 24.JUL.2019 16:37:36

### 5700MHz



Date: 24.JUL.2019 16:46:30

### 5720MHz



Date: 24.JUL.2019 16:49:00



**IEEE 802.11ac VHT20 Mode / 5470 ~ 5725MHz (chain 2)**  
**5500MHz**



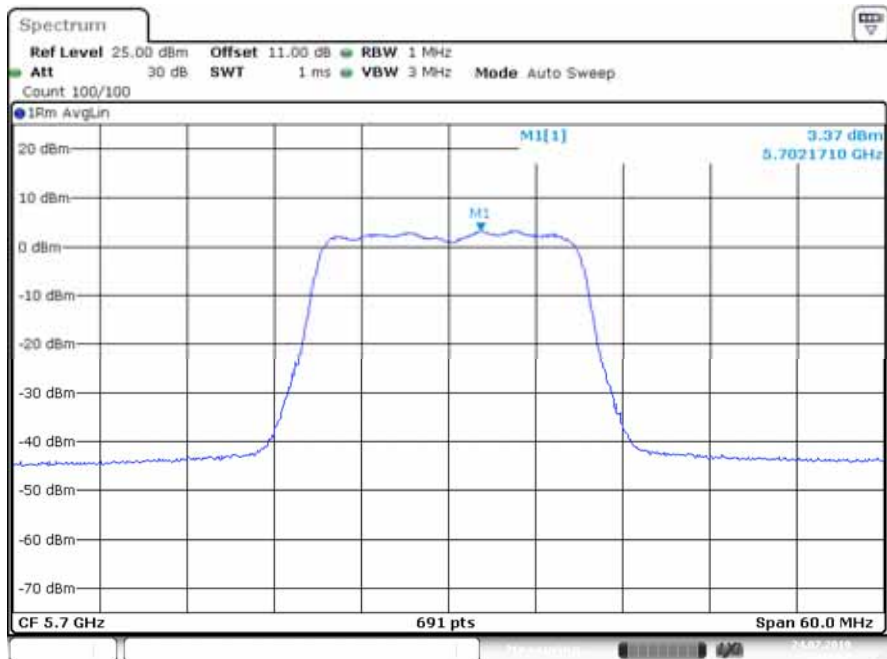
Date: 24.JUL.2019 16:01:25

**5580MHz**



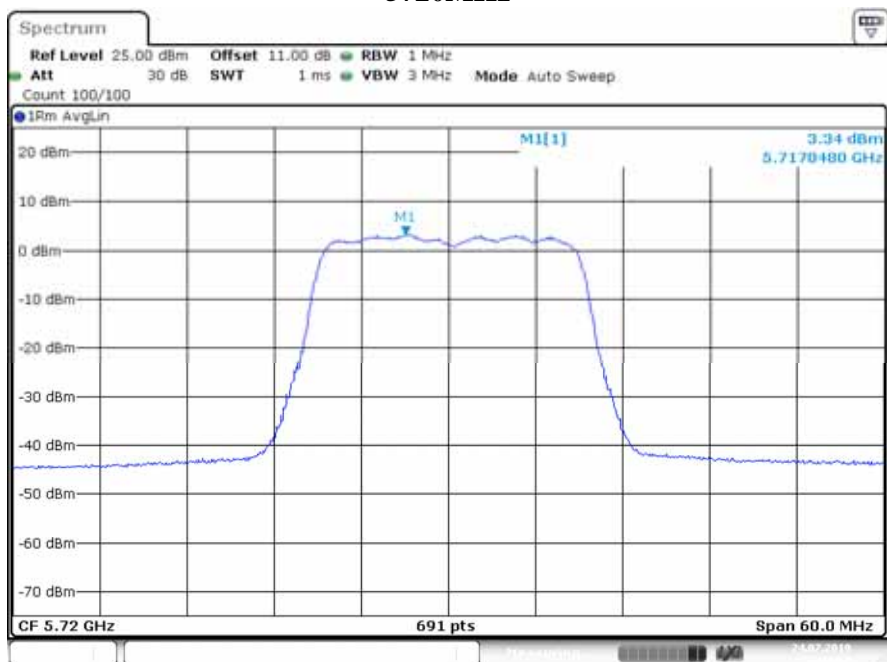
Date: 24.JUL.2019 16:36:46

### 5700MHz



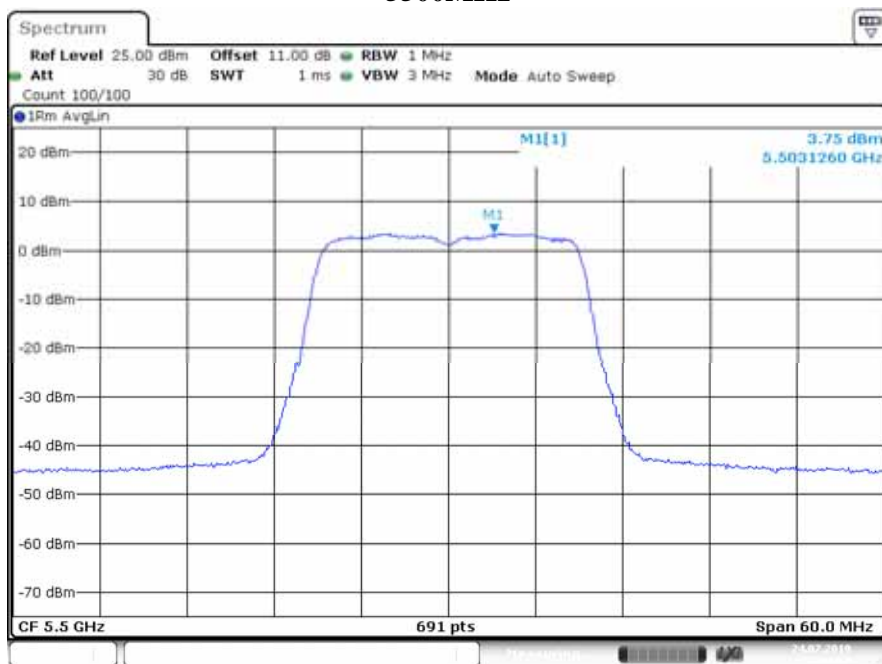
Date: 24.JUL.2019 16:45:57

### 5720MHz



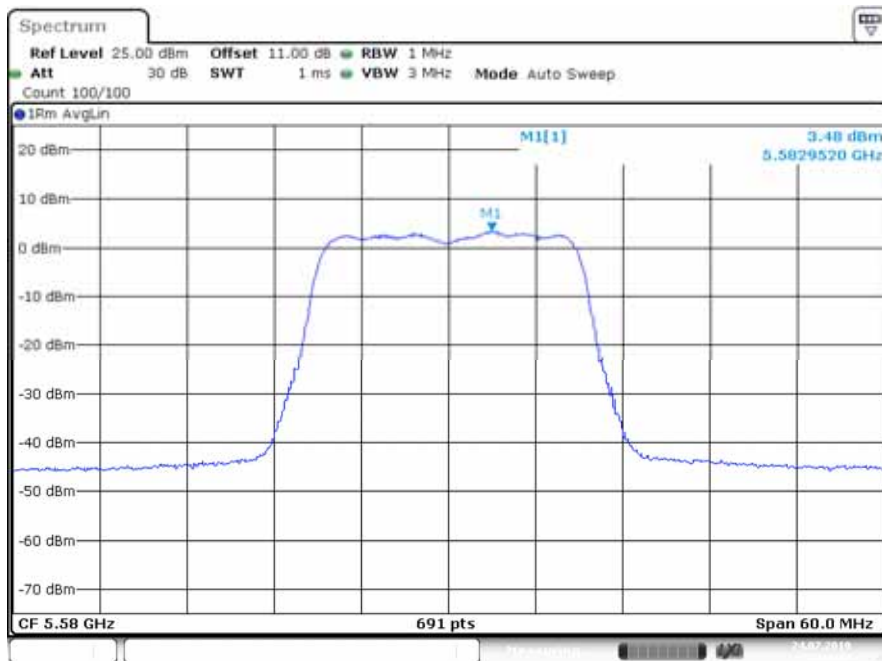
Date: 24.JUL.2019 16:48:08

**IEEE 802.11ac VHT20 Mode / 5470 ~ 5725MHz (chain 3)**  
**5500MHz**



Date: 24.JUL.2019 16:01:09

**5580MHz**



Date: 24.JUL.2019 16:37:14

### 5700MHz



Date: 24.JUL.2019 16:45:40

### 5720MHz



Date: 24.JUL.2019 16:47:52

**IEEE 802.11ac VHT40 Mode / 5250 ~ 5350MHz (chain 0)  
5510MHz**



Date: 30.JUL.2019 15:08:44

**5590MHz**



Date: 30.JUL.2019 15:12:59

### 5670MHz



Date: 30 JUL 2019 15:14:15

### 5710MHz



Date: 30 JUL 2019 15:20:09

**IEEE 802.11ac VHT40 Mode / 5250 ~ 5350MHz (chain 1)  
5510MHz**



Date: 30.JUL.2019 15:08:31

**5590MHz**



Date: 30.JUL.2019 15:11:16

### 5670MHz



Date: 30 JUL 2019 15:14:29

### 5710MHz



Date: 30 JUL 2019 15:19:54



**IEEE 802.11ac VHT40 Mode / 5250 ~ 5350MHz (chain 2)  
5510MHz**



Date: 30.JUL.2019 15:08:19

**5590MHz**



Date: 30.JUL.2019 15:11:30

### 5670MHz



Date: 30.JUL.2019 15:14:41

### 5710MHz



Date: 30.JUL.2019 15:19:12

**IEEE 802.11ac VHT40 Mode / 5250 ~ 5350MHz (chain 3)  
5510MHz**



Date: 30.JUL.2019 15:08:07

**5590MHz**



Date: 30.JUL.2019 15:11:49

### 5670MHz



Date: 30.JUL.2019 15:13:55

### 5710MHz



Date: 30.JUL.2019 15:17:05

**IEEE 802.11ac VHT80 Mode / 5250 ~ 5350MHz (chain 0)**  
**5530MHz**



Date: 30 JUL 2019 15:27:22

**5610MHz**



Date: 30 JUL 2019 15:30:04

### 5690MHz



Date: 30.JUL.2019 15:58:02

### IEEE 802.11ac VHT80 Mode / 5250 ~ 5350MHz (chain 1) 5530MHz



Date: 30.JUL.2019 15:27:11

### 5610MHz



Date: 30 JUL 2019 15:29:51

### 5690MHz



Date: 30 JUL 2019 15:58:59