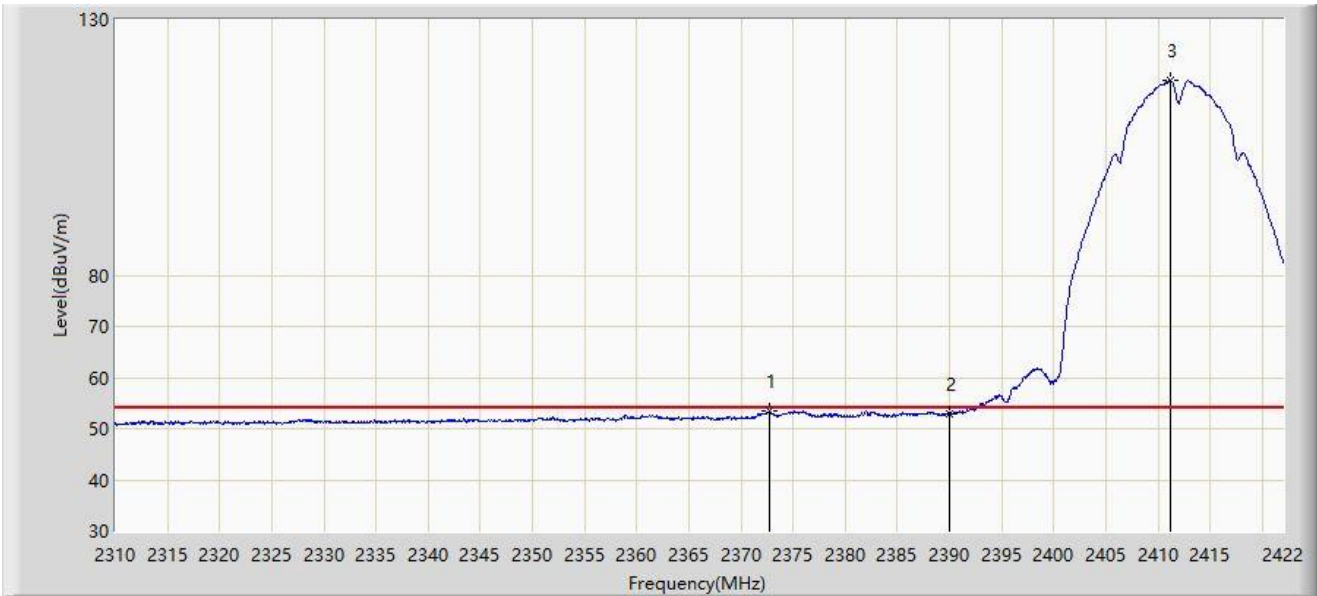


|   |                       |
|---|-----------------------|
| Site: SIP-AC3                             | Test Date: 2024-01-22 |
| Limit: FCC_2.4G_RE(3m)                    | Engineer: Barry Wu    |
| Probe: HF907_102861_1-18GHz               | Polarity: Horizontal  |
| EUT: Tri-band Wi-Fi 7 Wireless AP         | Power: AC 120V/60Hz   |
| Test Mode: Transmit by 802.11b at 2412MHz |                       |



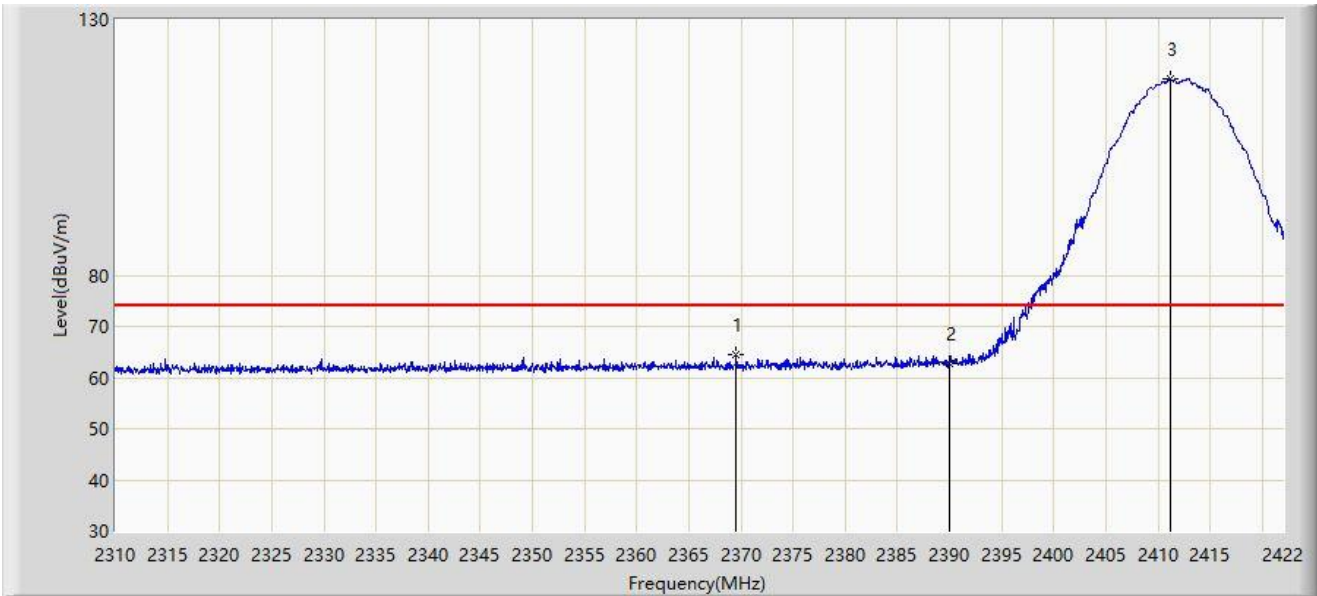
| No | Mark | Frequency (MHz) | Measure Level (dB $\mu$ V/m) | Reading Level (dB $\mu$ V) | Margin (dB) | Limit (dB $\mu$ V/m) | Factor (dB/m) | Type |
|----|------|-----------------|------------------------------|----------------------------|-------------|----------------------|---------------|------|
| 1  | *    | 2372.776        | 53.462                       | 21.485                     | -0.538      | 54.000               | 31.977        | AV   |
| 2  |      | 2390.000        | 52.990                       | 20.967                     | -1.010      | 54.000               | 32.023        | AV   |
| 3  |      | 2411.136        | 118.053                      | 86.008                     | N/A         | N/A                  | 32.045        | AV   |

Note 1: " \* ", means this data is the worst emission level.

Note 2: Measure Level (dB $\mu$ V/m) = Reading Level (dB $\mu$ V) + Factor (dB/m).

Note 3: Factor (dB/m) = Cable Loss (dB) + Antenna Factor (dB/m).

|   |                       |
|---|-----------------------|
| Site: SIP-AC3                             | Test Date: 2024-01-22 |
| Limit: FCC_2.4G_RE(3m)                    | Engineer: Barry Wu    |
| Probe: HF907_102861_1-18GHz               | Polarity: Vertical    |
| EUT: Tri-band Wi-Fi 7 Wireless AP         | Power: AC 120V/60Hz   |
| Test Mode: Transmit by 802.11b at 2412MHz |                       |



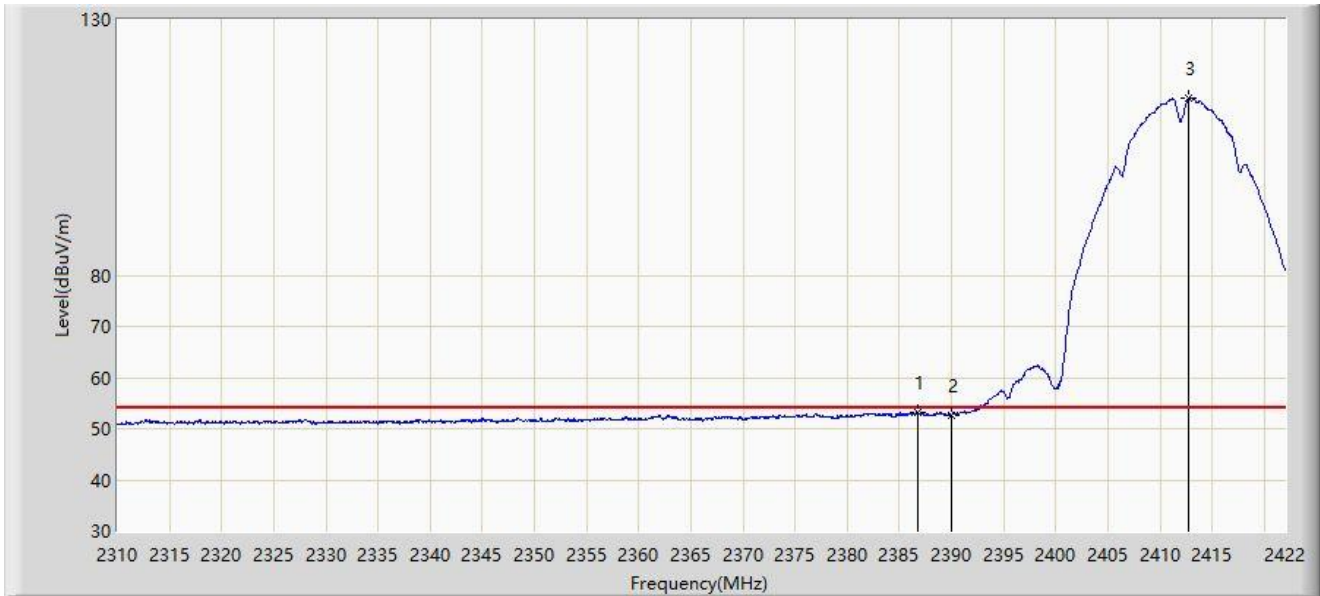
| No | Mark | Frequency (MHz) | Measure Level (dB $\mu$ V/m) | Reading Level (dB $\mu$ V) | Margin (dB) | Limit (dB $\mu$ V/m) | Factor (dB/m) | Type |
|----|------|-----------------|------------------------------|----------------------------|-------------|----------------------|---------------|------|
| 1  | *    | 2369.528        | 64.482                       | 32.521                     | -9.518      | 74.000               | 31.962        | PK   |
| 2  |      | 2390.000        | 62.809                       | 30.786                     | -11.191     | 74.000               | 32.023        | PK   |
| 3  |      | 2411.136        | 118.516                      | 86.471                     | N/A         | N/A                  | 32.045        | PK   |

Note 1: " \* ", means this data is the worst emission level.

Note 2: Measure Level (dB $\mu$ V/m) = Reading Level (dB $\mu$ V) + Factor (dB/m).

Note 3: Factor (dB/m) = Cable Loss (dB) + Antenna Factor (dB/m).

|   |                       |
|---|-----------------------|
| Site: SIP-AC3                             | Test Date: 2024-01-22 |
| Limit: FCC_2.4G_RE(3m)                    | Engineer: Barry Wu    |
| Probe: HF907_102861_1-18GHz               | Polarity: Vertical    |
| EUT: Tri-band Wi-Fi 7 Wireless AP         | Power: AC 120V/60Hz   |
| Test Mode: Transmit by 802.11b at 2412MHz |                       |



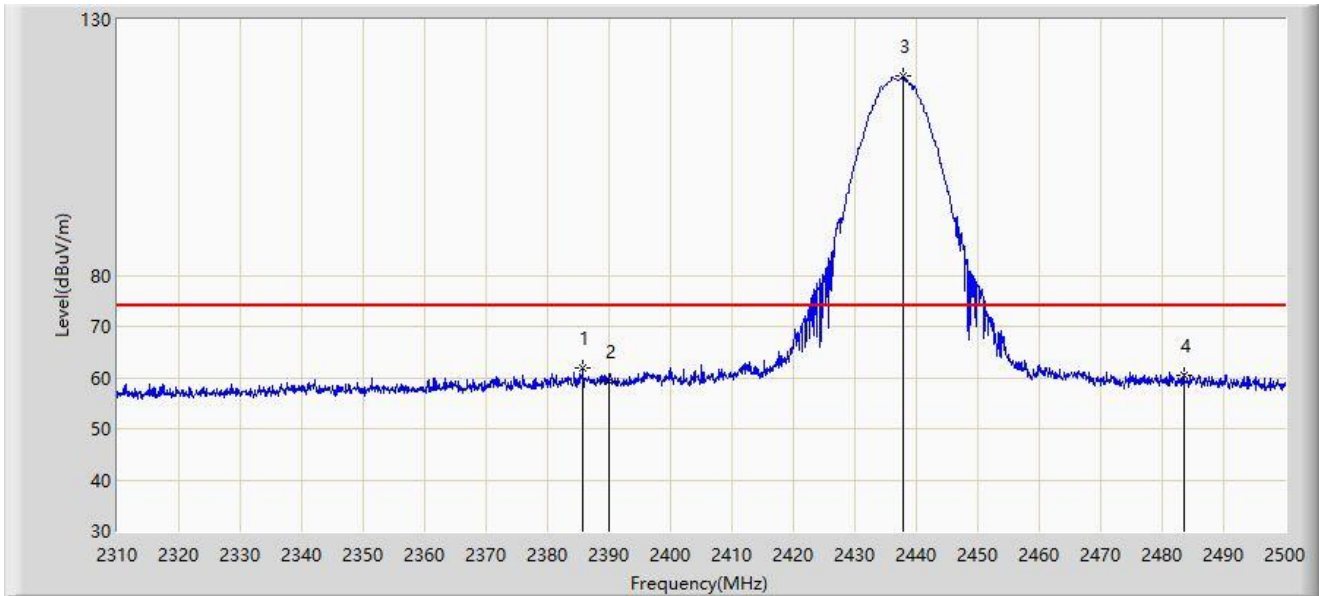
| No | Mark | Frequency (MHz) | Measure Level (dB $\mu$ V/m) | Reading Level (dB $\mu$ V) | Margin (dB) | Limit (dB $\mu$ V/m) | Factor (dB/m) | Type |
|----|------|-----------------|------------------------------|----------------------------|-------------|----------------------|---------------|------|
| 1  | *    | 2386.720        | 53.255                       | 21.239                     | -0.745      | 54.000               | 32.016        | AV   |
| 2  |      | 2390.000        | 52.672                       | 20.649                     | -1.328      | 54.000               | 32.023        | AV   |
| 3  |      | 2412.760        | 114.669                      | 82.624                     | N/A         | N/A                  | 32.045        | AV   |

Note 1: " \* ", means this data is the worst emission level.

Note 2: Measure Level (dB $\mu$ V/m) = Reading Level (dB $\mu$ V) + Factor (dB/m).

Note 3: Factor (dB/m) = Cable Loss (dB) + Antenna Factor (dB/m).

|   |                       |
|---|-----------------------|
| Site: SIP-AC3                             | Test Date: 2024-01-23 |
| Limit: FCC_2.4G_RE(3m)                    | Engineer: Barry Wu    |
| Probe: HF907_102861_1-18GHz               | Polarity: Horizontal  |
| EUT: Tri-band Wi-Fi 7 Wireless AP         | Power: AC 120V/60Hz   |
| Test Mode: Transmit by 802.11b at 2437MHz |                       |



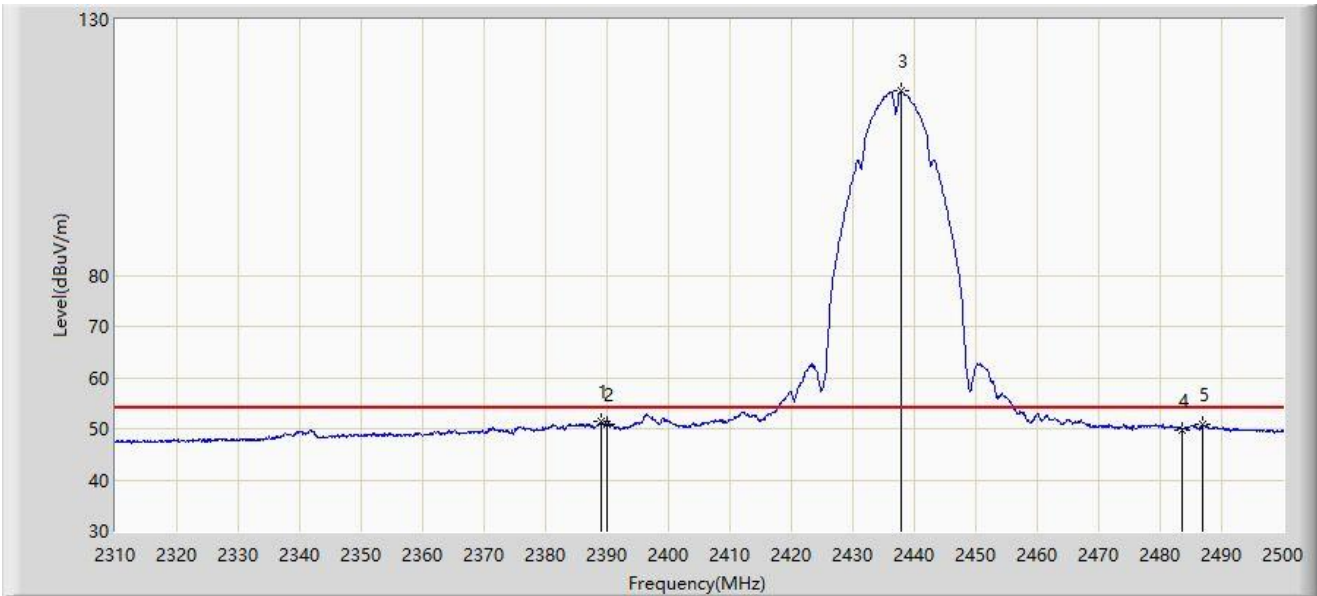
| No | Mark | Frequency (MHz) | Measure Level (dB $\mu$ V/m) | Reading Level (dB $\mu$ V) | Margin (dB) | Limit (dB $\mu$ V/m) | Factor (dB/m) | Type |
|----|------|-----------------|------------------------------|----------------------------|-------------|----------------------|---------------|------|
| 1  | *    | 2385.810        | 61.923                       | 29.908                     | -12.077     | 74.000               | 32.014        | PK   |
| 2  |      | 2390.000        | 59.271                       | 27.248                     | -14.729     | 74.000               | 32.023        | PK   |
| 3  |      | 2437.870        | 118.866                      | 86.768                     | N/A         | N/A                  | 32.098        | PK   |
| 4  |      | 2483.500        | 60.366                       | 28.066                     | -13.634     | 74.000               | 32.300        | PK   |

Note 1: " \* ", means this data is the worst emission level.

Note 2: Measure Level (dB $\mu$ V/m) = Reading Level (dB $\mu$ V) + Factor (dB/m).

Note 3: Factor (dB/m) = Cable Loss (dB) + Antenna Factor (dB/m).

|   |                       |
|---|-----------------------|
| Site: SIP-AC3                             | Test Date: 2024-01-23 |
| Limit: FCC_2.4G_RE(3m)                    | Engineer: Barry Wu    |
| Probe: HF907_102861_1-18GHz               | Polarity: Horizontal  |
| EUT: Tri-band Wi-Fi 7 Wireless AP         | Power: AC 120V/60Hz   |
| Test Mode: Transmit by 802.11b at 2437MHz |                       |



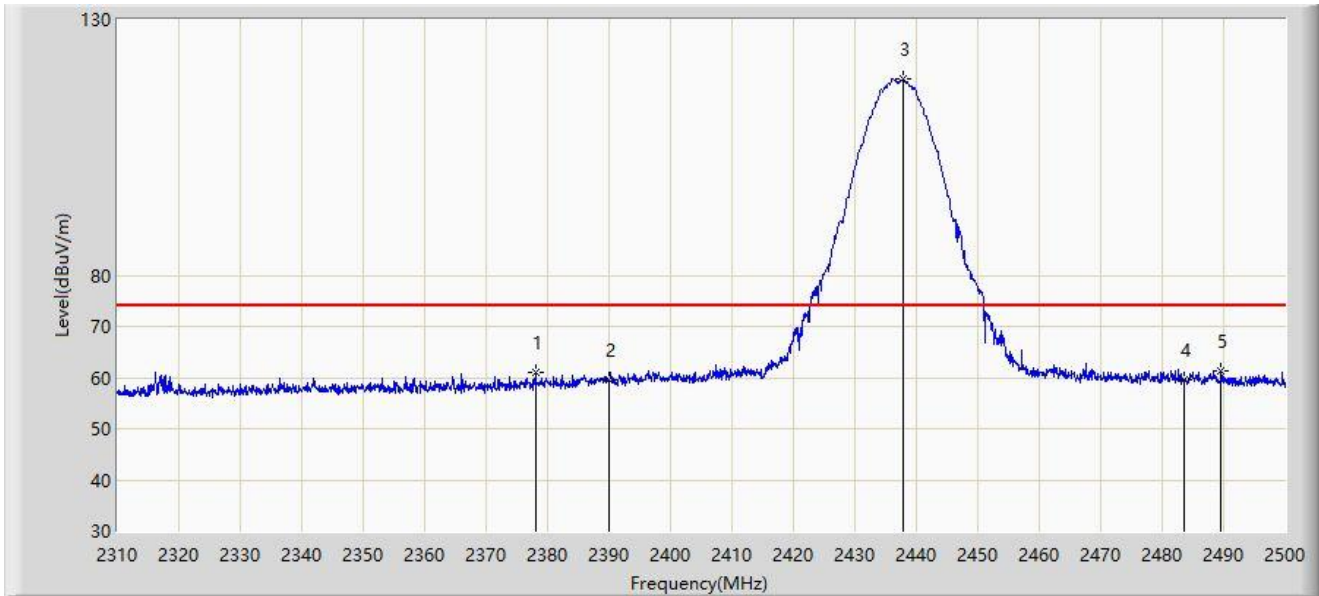
| No | Mark | Frequency (MHz) | Measure Level (dB $\mu$ V/m) | Reading Level (dB $\mu$ V) | Margin (dB) | Limit (dB $\mu$ V/m) | Factor (dB/m) | Type |
|----|------|-----------------|------------------------------|----------------------------|-------------|----------------------|---------------|------|
| 1  | *    | 2389.135        | 51.587                       | 19.566                     | -2.413      | 54.000               | 32.021        | AV   |
| 2  |      | 2390.000        | 50.811                       | 18.788                     | -3.189      | 54.000               | 32.023        | AV   |
| 3  |      | 2437.870        | 115.953                      | 83.855                     | N/A         | N/A                  | 32.098        | AV   |
| 4  |      | 2483.500        | 49.840                       | 17.540                     | -4.160      | 54.000               | 32.300        | AV   |
| 5  |      | 2486.985        | 50.835                       | 18.517                     | -3.165      | 54.000               | 32.318        | AV   |

Note 1: " \* ", means this data is the worst emission level.

Note 2: Measure Level (dB $\mu$ V/m) = Reading Level (dB $\mu$ V) + Factor (dB/m).

Note 3: Factor (dB/m) = Cable Loss (dB) + Antenna Factor (dB/m).

|   |                       |
|---|-----------------------|
| Site: SIP-AC3                             | Test Date: 2024-01-23 |
| Limit: FCC_2.4G_RE(3m)                    | Engineer: Barry Wu    |
| Probe: HF907_102861_1-18GHz               | Polarity: Vertical    |
| EUT: Tri-band Wi-Fi 7 Wireless AP         | Power: AC 120V/60Hz   |
| Test Mode: Transmit by 802.11b at 2437MHz |                       |



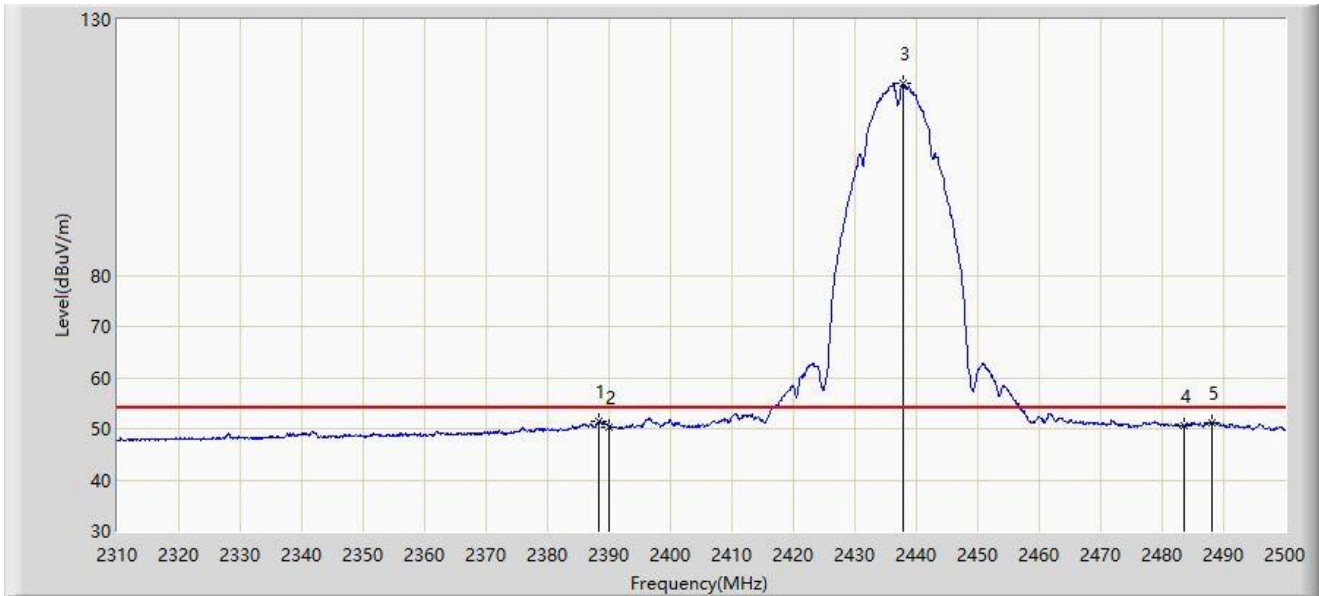
| No | Mark | Frequency (MHz) | Measure Level (dB $\mu$ V/m) | Reading Level (dB $\mu$ V) | Margin (dB) | Limit (dB $\mu$ V/m) | Factor (dB/m) | Type |
|----|------|-----------------|------------------------------|----------------------------|-------------|----------------------|---------------|------|
| 1  |      | 2378.020        | 60.988                       | 28.989                     | -13.012     | 74.000               | 31.999        | PK   |
| 2  |      | 2390.000        | 59.461                       | 27.438                     | -14.539     | 74.000               | 32.023        | PK   |
| 3  |      | 2437.870        | 118.505                      | 86.407                     | N/A         | N/A                  | 32.098        | PK   |
| 4  |      | 2483.500        | 59.481                       | 27.181                     | -14.519     | 74.000               | 32.300        | PK   |
| 5  | *    | 2489.550        | 61.285                       | 28.953                     | -12.715     | 74.000               | 32.332        | PK   |

Note 1: " \* ", means this data is the worst emission level.

Note 2: Measure Level (dB $\mu$ V/m) = Reading Level (dB $\mu$ V) + Factor (dB/m).

Note 3: Factor (dB/m) = Cable Loss (dB) + Antenna Factor (dB/m).

|   |                       |
|---|-----------------------|
| Site: SIP-AC3                             | Test Date: 2024-01-23 |
| Limit: FCC_2.4G_RE(3m)                    | Engineer: Barry Wu    |
| Probe: HF907_102861_1-18GHz               | Polarity: Vertical    |
| EUT: Tri-band Wi-Fi 7 Wireless AP         | Power: AC 120V/60Hz   |
| Test Mode: Transmit by 802.11b at 2437MHz |                       |



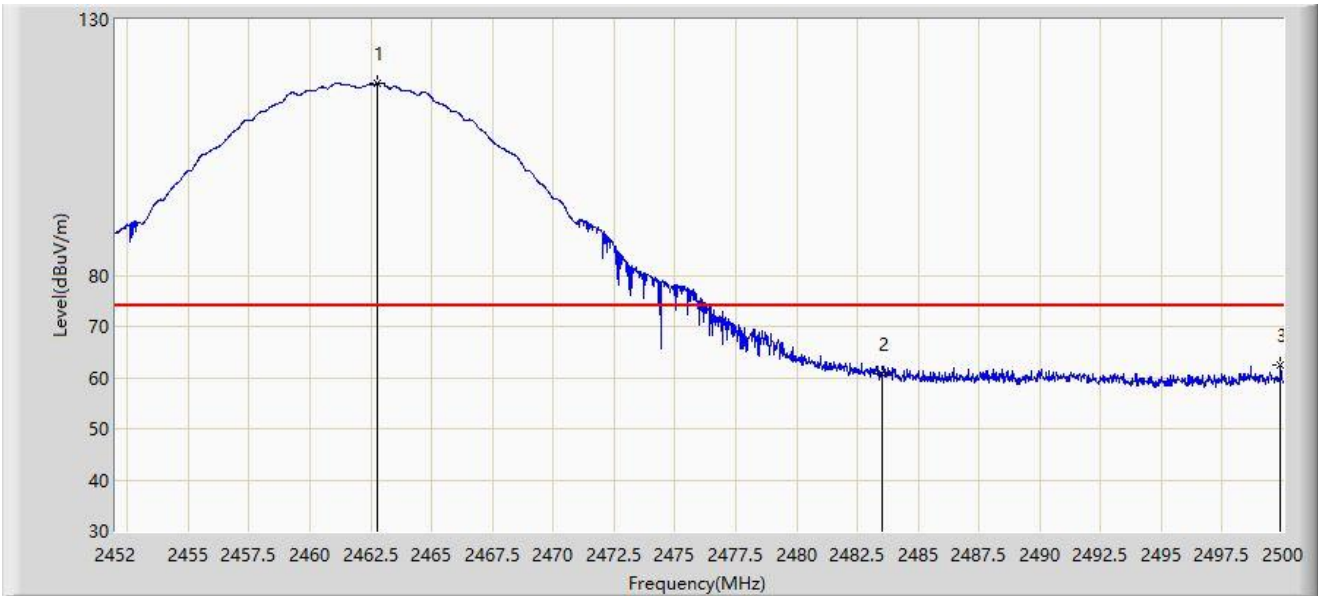
| No | Mark | Frequency (MHz) | Measure Level (dB $\mu$ V/m) | Reading Level (dB $\mu$ V) | Margin (dB) | Limit (dB $\mu$ V/m) | Factor (dB/m) | Type |
|----|------|-----------------|------------------------------|----------------------------|-------------|----------------------|---------------|------|
| 1  | *    | 2388.375        | 51.564                       | 19.544                     | -2.436      | 54.000               | 32.020        | AV   |
| 2  |      | 2390.000        | 50.348                       | 18.325                     | -3.652      | 54.000               | 32.023        | AV   |
| 3  |      | 2437.870        | 117.484                      | 85.386                     | N/A         | N/A                  | 32.098        | AV   |
| 4  |      | 2483.500        | 50.503                       | 18.203                     | -3.497      | 54.000               | 32.300        | AV   |
| 5  |      | 2488.125        | 51.285                       | 18.961                     | -2.715      | 54.000               | 32.325        | AV   |

Note 1: " \* ", means this data is the worst emission level.

Note 2: Measure Level (dB $\mu$ V/m) = Reading Level (dB $\mu$ V) + Factor (dB/m).

Note 3: Factor (dB/m) = Cable Loss (dB) + Antenna Factor (dB/m).

|   |                       |
|---|-----------------------|
| Site: SIP-AC3                             | Test Date: 2024-01-22 |
| Limit: FCC_2.4G_RE(3m)                    | Engineer: Barry Wu    |
| Probe: HF907_102861_1-18GHz               | Polarity: Horizontal  |
| EUT: Tri-band Wi-Fi 7 Wireless AP         | Power: AC 120V/60Hz   |
| Test Mode: Transmit by 802.11b at 2462MHz |                       |



| No | Mark | Frequency (MHz) | Measure Level (dB $\mu$ V/m) | Reading Level (dB $\mu$ V) | Margin (dB) | Limit (dB $\mu$ V/m) | Factor (dB/m) | Type |
|----|------|-----------------|------------------------------|----------------------------|-------------|----------------------|---------------|------|
| 1  |      | 2462.752        | 117.482                      | 85.263                     | N/A         | N/A                  | 32.218        | PK   |
| 2  |      | 2483.500        | 60.758                       | 28.458                     | -13.242     | 74.000               | 32.300        | PK   |
| 3  | *    | 2499.904        | 62.369                       | 29.975                     | -11.631     | 74.000               | 32.393        | PK   |

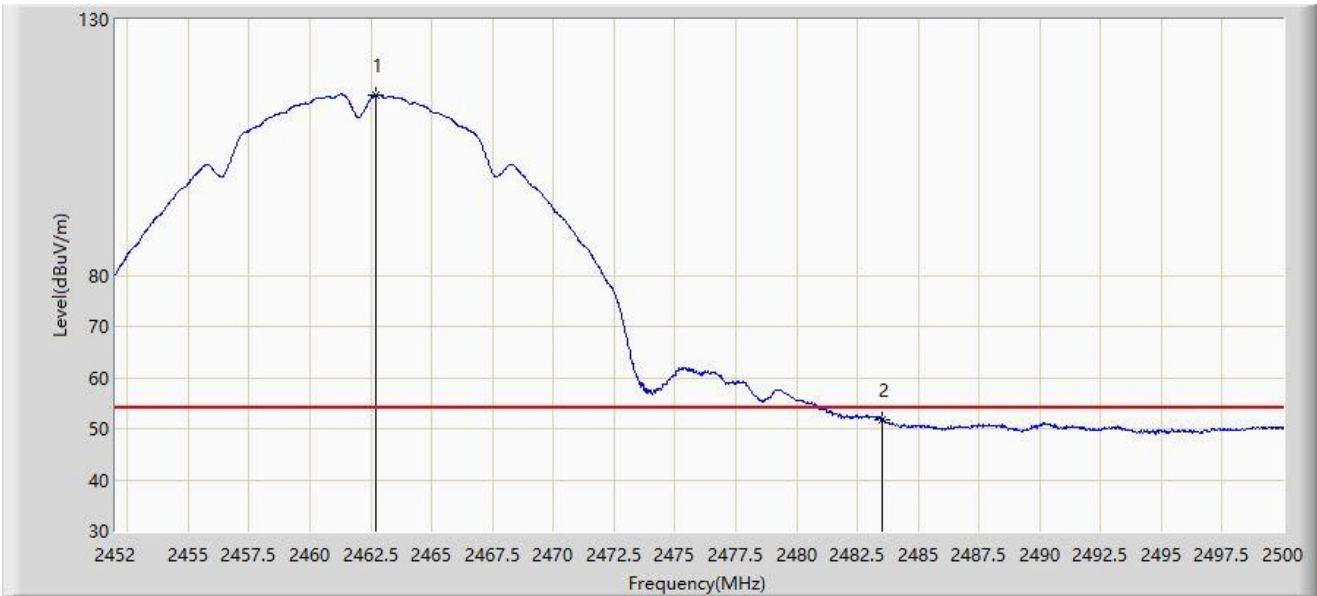
Note 1: " \* ", means this data is the worst emission level.

Note 2: Measure Level (dB $\mu$ V/m) = Reading Level (dB $\mu$ V) + Factor (dB/m).

Note 3: Factor (dB/m) = Cable Loss (dB) + Antenna Factor (dB/m).



|   |                       |
|---|-----------------------|
| Site: SIP-AC3                             | Test Date: 2024-01-22 |
| Limit: FCC_2.4G_RE(3m)                    | Engineer: Barry Wu    |
| Probe: HF907_102861_1-18GHz               | Polarity: Horizontal  |
| EUT: Tri-band Wi-Fi 7 Wireless AP         | Power: AC 120V/60Hz   |
| Test Mode: Transmit by 802.11b at 2462MHz |                       |



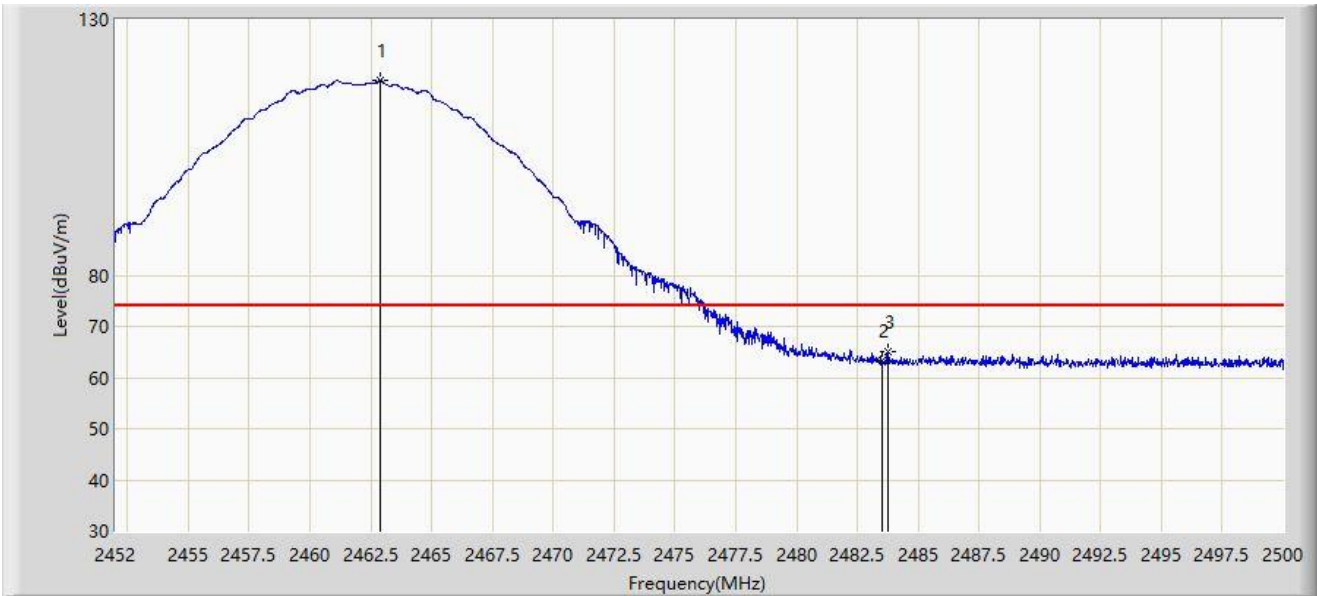
| No | Mark | Frequency (MHz) | Measure Level (dB $\mu$ V/m) | Reading Level (dB $\mu$ V) | Margin (dB) | Limit (dB $\mu$ V/m) | Factor (dB/m) | Type |
|----|------|-----------------|------------------------------|----------------------------|-------------|----------------------|---------------|------|
| 1  |      | 2462.728        | 115.318                      | 83.099                     | N/A         | N/A                  | 32.218        | AV   |
| 2  | *    | 2483.500        | 51.672                       | 19.372                     | -2.328      | 54.000               | 32.300        | AV   |

Note 1: " \* ", means this data is the worst emission level.

Note 2: Measure Level (dB $\mu$ V/m) = Reading Level (dB $\mu$ V) + Factor (dB/m).

Note 3: Factor (dB/m) = Cable Loss (dB) + Antenna Factor (dB/m).

|   |                       |
|---|-----------------------|
| Site: SIP-AC3                             | Test Date: 2024-01-22 |
| Limit: FCC_2.4G_RE(3m)                    | Engineer: Barry Wu    |
| Probe: HF907_102861_1-18GHz               | Polarity: Vertical    |
| EUT: Tri-band Wi-Fi 7 Wireless AP         | Power: AC 120V/60Hz   |
| Test Mode: Transmit by 802.11b at 2462MHz |                       |



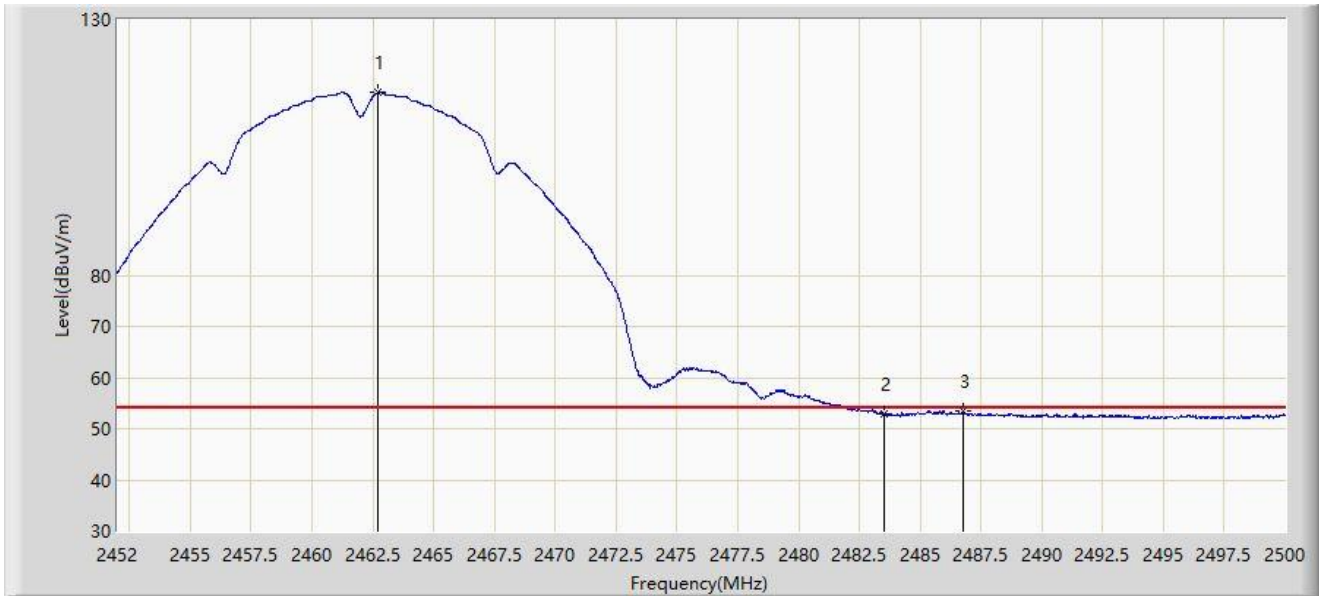
| No | Mark | Frequency (MHz) | Measure Level (dB $\mu$ V/m) | Reading Level (dB $\mu$ V) | Margin (dB) | Limit (dB $\mu$ V/m) | Factor (dB/m) | Type |
|----|------|-----------------|------------------------------|----------------------------|-------------|----------------------|---------------|------|
| 1  |      | 2462.872        | 118.046                      | 85.827                     | N/A         | N/A                  | 32.219        | PK   |
| 2  |      | 2483.500        | 63.218                       | 30.918                     | -10.782     | 74.000               | 32.300        | PK   |
| 3  | *    | 2483.776        | 64.998                       | 32.696                     | -9.002      | 74.000               | 32.302        | PK   |

Note 1: " \* ", means this data is the worst emission level.

Note 2: Measure Level (dB $\mu$ V/m) = Reading Level (dB $\mu$ V) + Factor (dB/m).

Note 3: Factor (dB/m) = Cable Loss (dB) + Antenna Factor (dB/m).

|   |                       |
|---|-----------------------|
| Site: SIP-AC3                             | Test Date: 2024-01-22 |
| Limit: FCC_2.4G_RE(3m)                    | Engineer: Barry Wu    |
| Probe: HF907_102861_1-18GHz               | Polarity: Vertical    |
| EUT: Tri-band Wi-Fi 7 Wireless AP         | Power: AC 120V/60Hz   |
| Test Mode: Transmit by 802.11b at 2462MHz |                       |



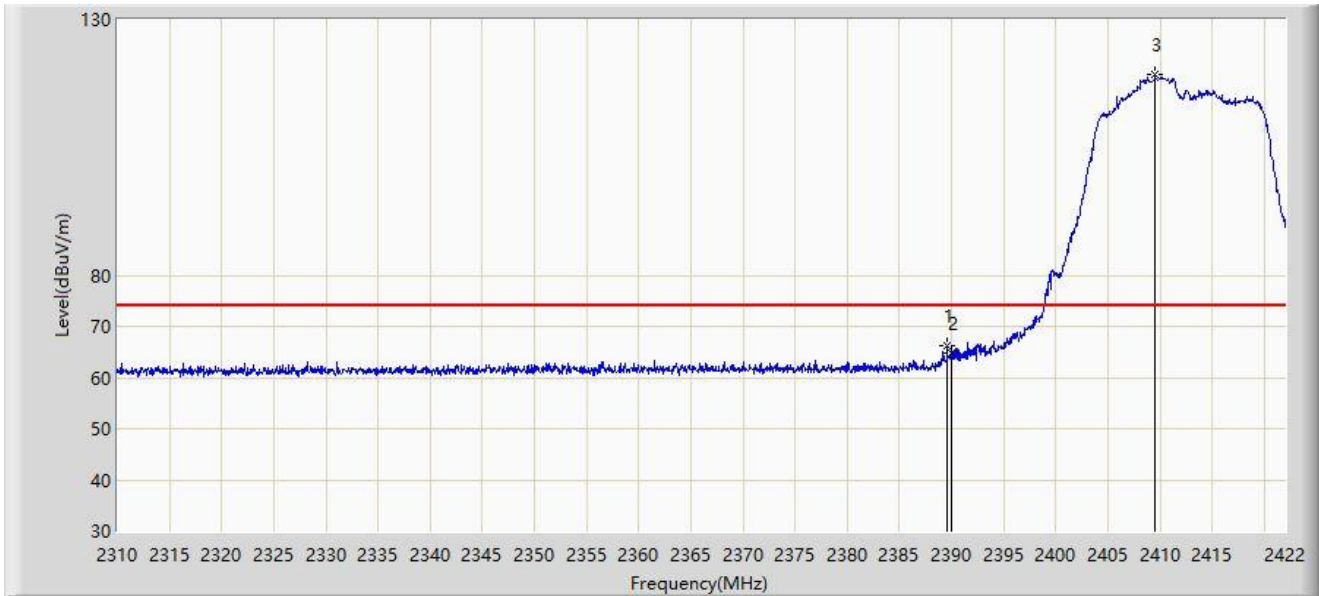
| No | Mark | Frequency (MHz) | Measure Level (dB $\mu$ V/m) | Reading Level (dB $\mu$ V) | Margin (dB) | Limit (dB $\mu$ V/m) | Factor (dB/m) | Type |
|----|------|-----------------|------------------------------|----------------------------|-------------|----------------------|---------------|------|
| 1  |      | 2462.728        | 115.699                      | 83.480                     | N/A         | N/A                  | 32.218        | AV   |
| 2  |      | 2483.500        | 52.776                       | 20.476                     | -1.224      | 54.000               | 32.300        | AV   |
| 3  | *    | 2486.752        | 53.485                       | 21.168                     | -0.515      | 54.000               | 32.317        | AV   |

Note 1: " \* ", means this data is the worst emission level.

Note 2: Measure Level (dB $\mu$ V/m) = Reading Level (dB $\mu$ V) + Factor (dB/m).

Note 3: Factor (dB/m) = Cable Loss (dB) + Antenna Factor (dB/m).

|   |                       |
|---|-----------------------|
| Site: SIP-AC3                             | Test Date: 2024-01-22 |
| Limit: FCC_2.4G_RE(3m)                    | Engineer: Barry Wu    |
| Probe: HF907_102861_1-18GHz               | Polarity: Horizontal  |
| EUT: Tri-band Wi-Fi 7 Wireless AP         | Power: AC 120V/60Hz   |
| Test Mode: Transmit by 802.11g at 2412MHz |                       |



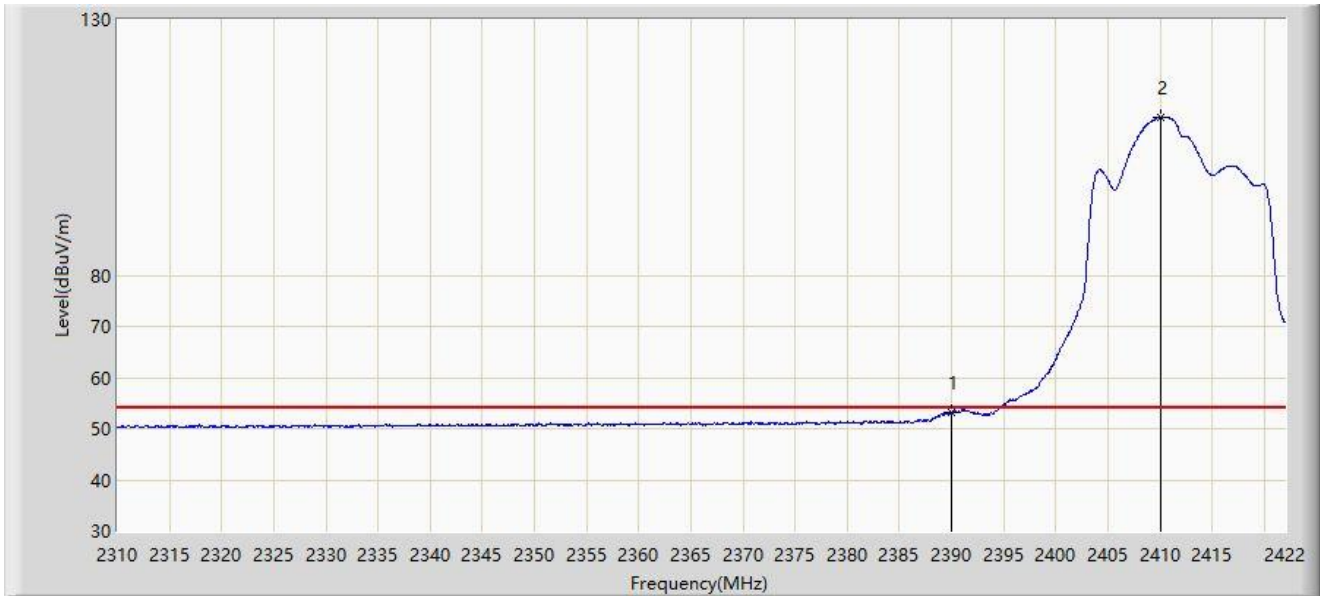
| No | Mark | Frequency (MHz) | Measure Level (dB $\mu$ V/m) | Reading Level (dB $\mu$ V) | Margin (dB) | Limit (dB $\mu$ V/m) | Factor (dB/m) | Type |
|----|------|-----------------|------------------------------|----------------------------|-------------|----------------------|---------------|------|
| 1  | *    | 2389.576        | 66.222                       | 34.200                     | -7.778      | 74.000               | 32.022        | PK   |
| 2  |      | 2390.000        | 64.746                       | 32.723                     | -9.254      | 74.000               | 32.023        | PK   |
| 3  |      | 2409.512        | 119.155                      | 87.111                     | N/A         | N/A                  | 32.044        | PK   |

Note 1: " \* ", means this data is the worst emission level.

Note 2: Measure Level (dB $\mu$ V/m) = Reading Level (dB $\mu$ V) + Factor (dB/m).

Note 3: Factor (dB/m) = Cable Loss (dB) + Antenna Factor (dB/m).

|   |                       |
|---|-----------------------|
| Site: SIP-AC3                             | Test Date: 2024-01-22 |
| Limit: FCC_2.4G_RE(3m)                    | Engineer: Barry Wu    |
| Probe: HF907_102861_1-18GHz               | Polarity: Horizontal  |
| EUT: Tri-band Wi-Fi 7 Wireless AP         | Power: AC 120V/60Hz   |
| Test Mode: Transmit by 802.11g at 2412MHz |                       |



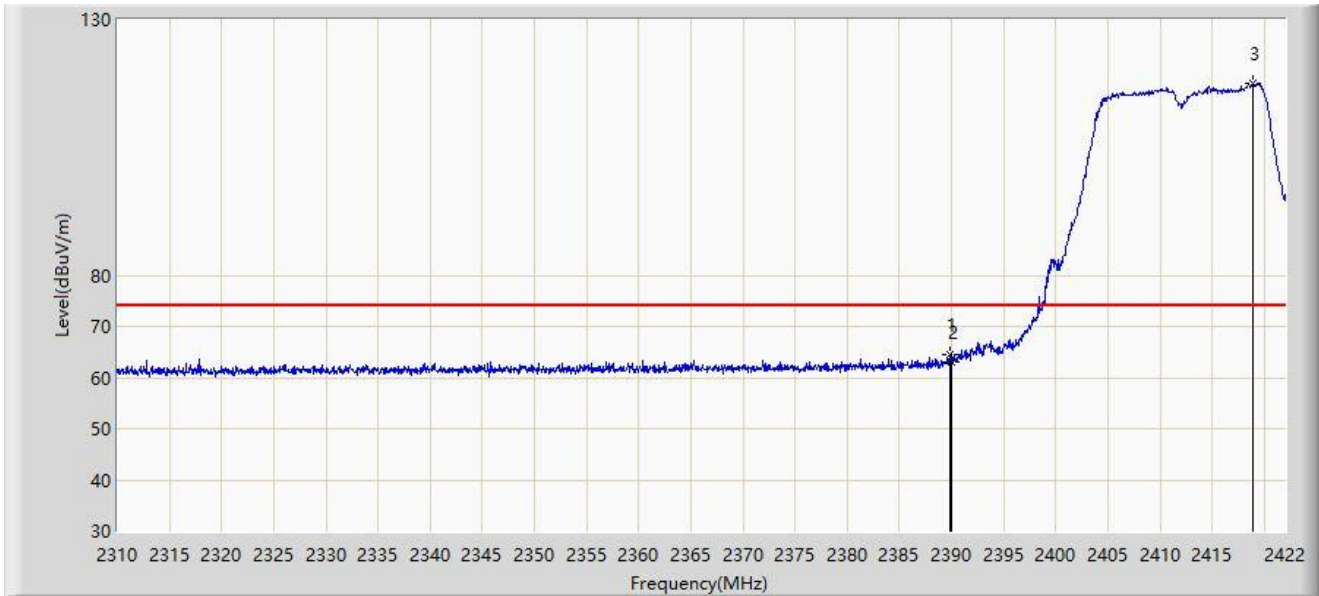
| No | Mark | Frequency (MHz) | Measure Level (dB $\mu$ V/m) | Reading Level (dB $\mu$ V) | Margin (dB) | Limit (dB $\mu$ V/m) | Factor (dB/m) | Type |
|----|------|-----------------|------------------------------|----------------------------|-------------|----------------------|---------------|------|
| 1  | *    | 2390.000        | 53.087                       | 21.064                     | -0.913      | 54.000               | 32.023        | AV   |
| 2  |      | 2410.072        | 110.858                      | 78.814                     | N/A         | N/A                  | 32.045        | AV   |

Note 1: " \* ", means this data is the worst emission level.

Note 2: Measure Level (dB $\mu$ V/m) = Reading Level (dB $\mu$ V) + Factor (dB/m).

Note 3: Factor (dB/m) = Cable Loss (dB) + Antenna Factor (dB/m).

|   |                       |
|---|-----------------------|
| Site: SIP-AC3                             | Test Date: 2024-01-22 |
| Limit: FCC_2.4G_RE(3m)                    | Engineer: Barry Wu    |
| Probe: HF907_102861_1-18GHz               | Polarity: Vertical    |
| EUT: Tri-band Wi-Fi 7 Wireless AP         | Power: AC 120V/60Hz   |
| Test Mode: Transmit by 802.11g at 2412MHz |                       |



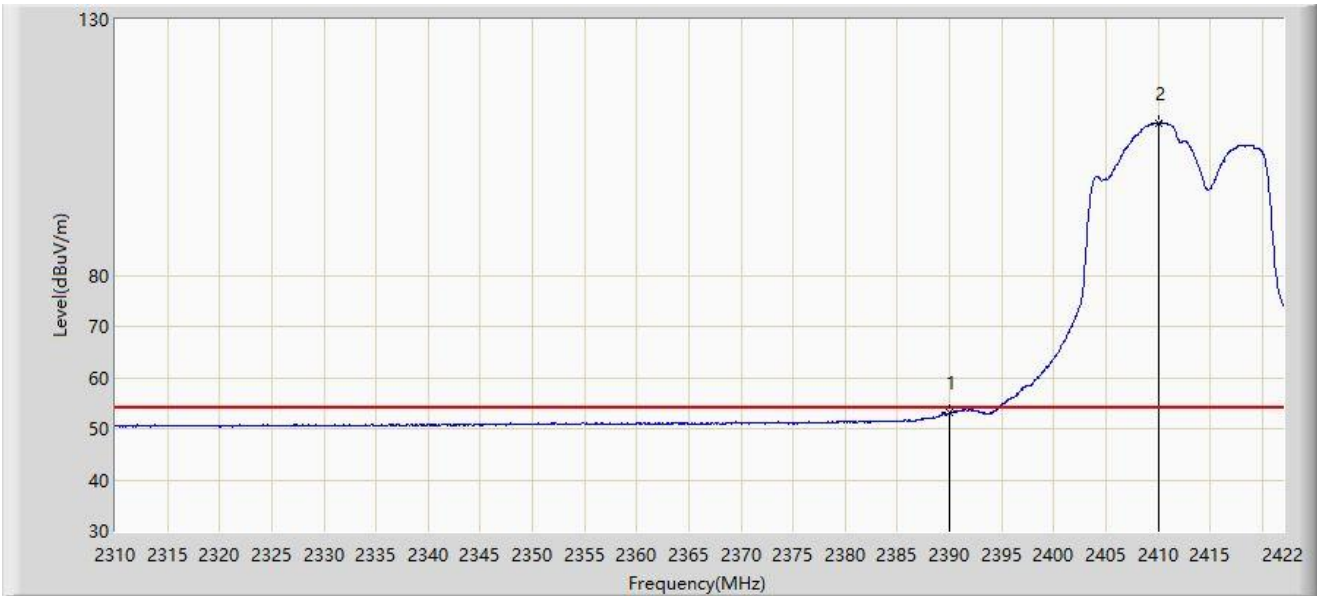
| No | Mark | Frequency (MHz) | Measure Level (dB $\mu$ V/m) | Reading Level (dB $\mu$ V) | Margin (dB) | Limit (dB $\mu$ V/m) | Factor (dB/m) | Type |
|----|------|-----------------|------------------------------|----------------------------|-------------|----------------------|---------------|------|
| 1  | *    | 2389.912        | 64.464                       | 32.441                     | -9.536      | 74.000               | 32.023        | PK   |
| 2  |      | 2390.000        | 63.090                       | 31.067                     | -10.910     | 74.000               | 32.023        | PK   |
| 3  |      | 2418.976        | 117.649                      | 85.604                     | N/A         | N/A                  | 32.046        | PK   |

Note 1: " \* ", means this data is the worst emission level.

Note 2: Measure Level (dB $\mu$ V/m) = Reading Level (dB $\mu$ V) + Factor (dB/m).

Note 3: Factor (dB/m) = Cable Loss (dB) + Antenna Factor (dB/m).

|   |                       |
|---|-----------------------|
| Site: SIP-AC3                             | Test Date: 2024-01-22 |
| Limit: FCC_2.4G_RE(3m)                    | Engineer: Barry Wu    |
| Probe: HF907_102861_1-18GHz               | Polarity: Vertical    |
| EUT: Tri-band Wi-Fi 7 Wireless AP         | Power: AC 120V/60Hz   |
| Test Mode: Transmit by 802.11g at 2412MHz |                       |



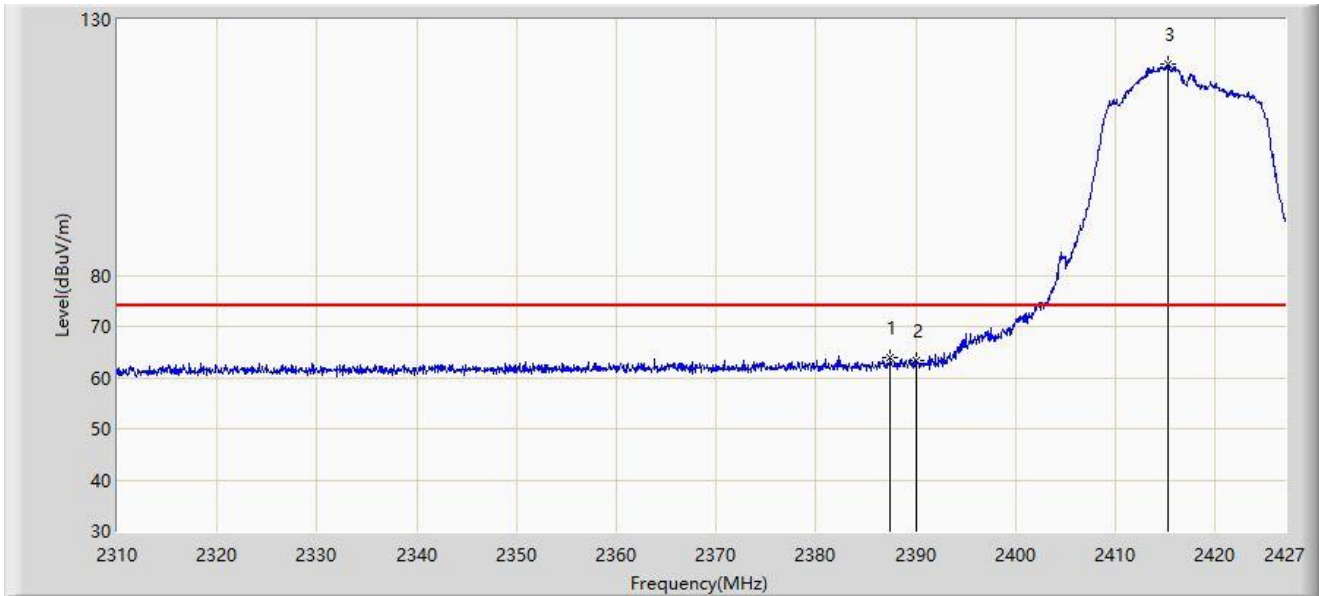
| No | Mark | Frequency (MHz) | Measure Level (dB $\mu$ V/m) | Reading Level (dB $\mu$ V) | Margin (dB) | Limit (dB $\mu$ V/m) | Factor (dB/m) | Type |
|----|------|-----------------|------------------------------|----------------------------|-------------|----------------------|---------------|------|
| 1  | *    | 2390.000        | 53.109                       | 21.086                     | -0.891      | 54.000               | 32.023        | AV   |
| 2  |      | 2410.072        | 109.776                      | 77.732                     | N/A         | N/A                  | 32.045        | AV   |

Note 1: " \* ", means this data is the worst emission level.

Note 2: Measure Level (dB $\mu$ V/m) = Reading Level (dB $\mu$ V) + Factor (dB/m).

Note 3: Factor (dB/m) = Cable Loss (dB) + Antenna Factor (dB/m).

|   |                       |
|---|-----------------------|
| Site: SIP-AC3                             | Test Date: 2024-01-23 |
| Limit: FCC_2.4G_RE(3m)                    | Engineer: Barry Wu    |
| Probe: HF907_102861_1-18GHz               | Polarity: Horizontal  |
| EUT: Tri-band Wi-Fi 7 Wireless AP         | Power: AC 120V/60Hz   |
| Test Mode: Transmit by 802.11g at 2417MHz |                       |



| No | Mark | Frequency (MHz) | Measure Level (dB $\mu$ V/m) | Reading Level (dB $\mu$ V) | Margin (dB) | Limit (dB $\mu$ V/m) | Factor (dB/m) | Type |
|----|------|-----------------|------------------------------|----------------------------|-------------|----------------------|---------------|------|
| 1  | *    | 2387.454        | 63.999                       | 31.981                     | -10.001     | 74.000               | 32.018        | PK   |
| 2  |      | 2390.000        | 63.274                       | 31.251                     | -10.726     | 74.000               | 32.023        | PK   |
| 3  |      | 2415.300        | 121.201                      | 89.156                     | N/A         | N/A                  | 32.045        | PK   |

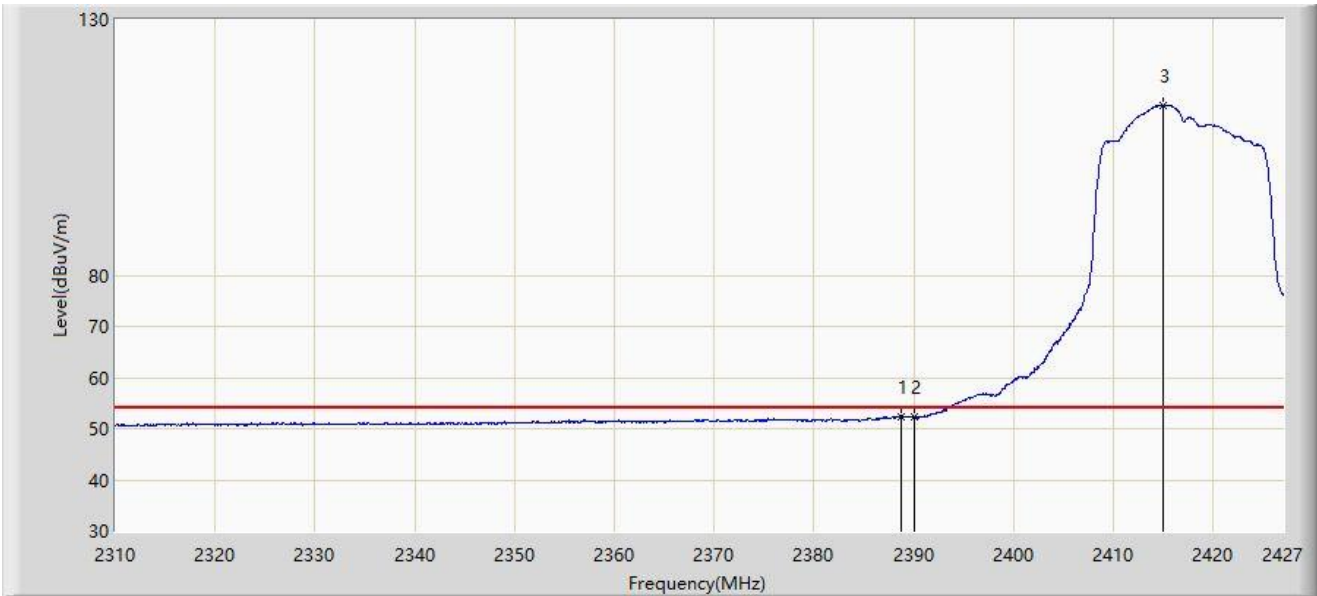
Note 1: " \* ", means this data is the worst emission level.

Note 2: Measure Level (dB $\mu$ V/m) = Reading Level (dB $\mu$ V) + Factor (dB/m).

Note 3: Factor (dB/m) = Cable Loss (dB) + Antenna Factor (dB/m).



|   |                       |
|---|-----------------------|
| Site: SIP-AC3                             | Test Date: 2024-01-23 |
| Limit: FCC_2.4G_RE(3m)                    | Engineer: Barry Wu    |
| Probe: HF907_102861_1-18GHz               | Polarity: Horizontal  |
| EUT: Tri-band Wi-Fi 7 Wireless AP         | Power: AC 120V/60Hz   |
| Test Mode: Transmit by 802.11g at 2417MHz |                       |



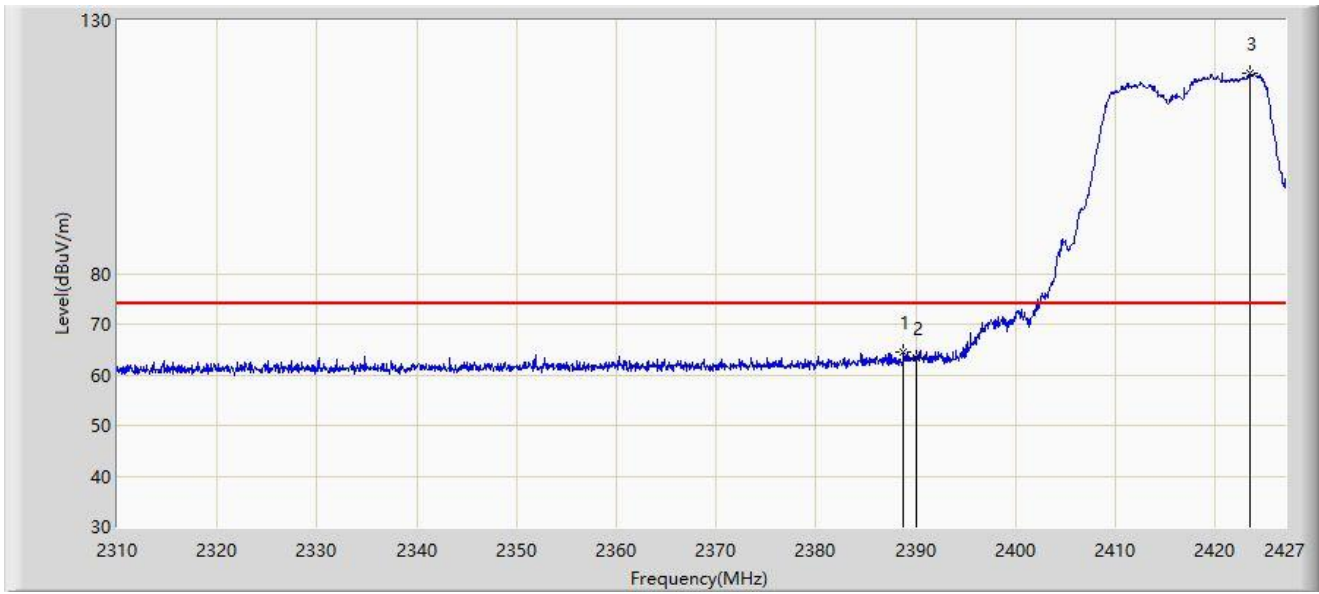
| No | Mark | Frequency (MHz) | Measure Level (dB $\mu$ V/m) | Reading Level (dB $\mu$ V) | Margin (dB) | Limit (dB $\mu$ V/m) | Factor (dB/m) | Type |
|----|------|-----------------|------------------------------|----------------------------|-------------|----------------------|---------------|------|
| 1  | *    | 2388.741        | 52.454                       | 20.434                     | -1.546      | 54.000               | 32.020        | AV   |
| 2  |      | 2390.000        | 52.368                       | 20.345                     | -1.632      | 54.000               | 32.023        | AV   |
| 3  |      | 2414.949        | 113.325                      | 81.280                     | N/A         | N/A                  | 32.045        | AV   |

Note 1: " \* ", means this data is the worst emission level.

Note 2: Measure Level (dB $\mu$ V/m) = Reading Level (dB $\mu$ V) + Factor (dB/m).

Note 3: Factor (dB/m) = Cable Loss (dB) + Antenna Factor (dB/m).

|   |                       |
|---|-----------------------|
| Site: SIP-AC3                             | Test Date: 2024-01-23 |
| Limit: FCC_2.4G_RE(3m)                    | Engineer: Barry Wu    |
| Probe: HF907_102861_1-18GHz               | Polarity: Vertical    |
| EUT: Tri-band Wi-Fi 7 Wireless AP         | Power: AC 120V/60Hz   |
| Test Mode: Transmit by 802.11g at 2417MHz |                       |



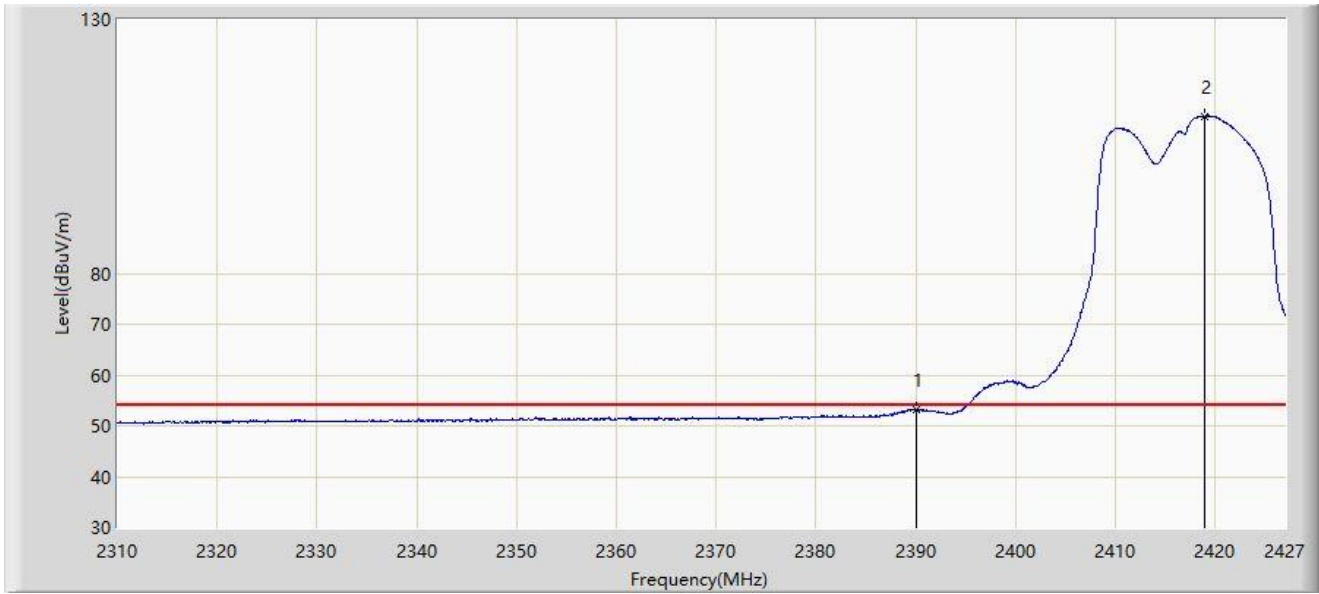
| No | Mark | Frequency (MHz) | Measure Level (dB $\mu$ V/m) | Reading Level (dB $\mu$ V) | Margin (dB) | Limit (dB $\mu$ V/m) | Factor (dB/m) | Type |
|----|------|-----------------|------------------------------|----------------------------|-------------|----------------------|---------------|------|
| 1  | *    | 2388.800        | 64.495                       | 32.474                     | -9.505      | 74.000               | 32.020        | PK   |
| 2  |      | 2390.000        | 63.255                       | 31.232                     | -10.745     | 74.000               | 32.023        | PK   |
| 3  |      | 2423.431        | 119.673                      | 87.627                     | N/A         | N/A                  | 32.046        | PK   |

Note 1: " \* ", means this data is the worst emission level.

Note 2: Measure Level (dB $\mu$ V/m) = Reading Level (dB $\mu$ V) + Factor (dB/m).

Note 3: Factor (dB/m) = Cable Loss (dB) + Antenna Factor (dB/m).

|   |                       |
|---|-----------------------|
| Site: SIP-AC3                             | Test Date: 2024-01-23 |
| Limit: FCC_2.4G_RE(3m)                    | Engineer: Barry Wu    |
| Probe: HF907_102861_1-18GHz               | Polarity: Vertical    |
| EUT: Tri-band Wi-Fi 7 Wireless AP         | Power: AC 120V/60Hz   |
| Test Mode: Transmit by 802.11g at 2417MHz |                       |



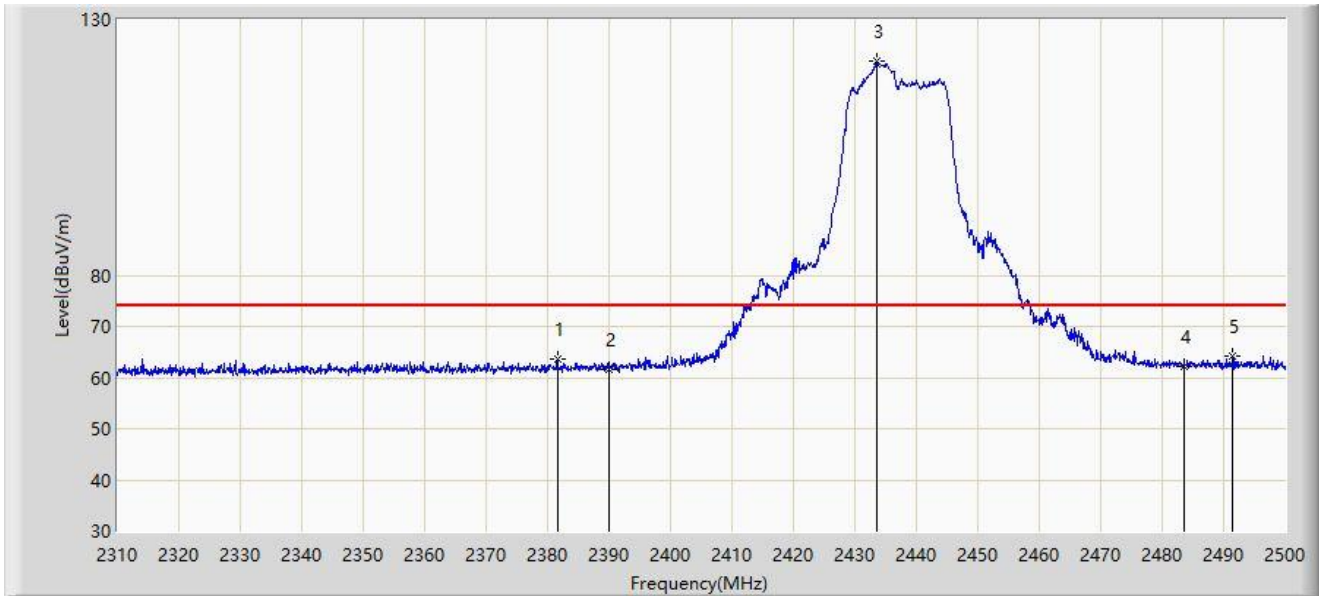
| No | Mark | Frequency (MHz) | Measure Level (dB $\mu$ V/m) | Reading Level (dB $\mu$ V) | Margin (dB) | Limit (dB $\mu$ V/m) | Factor (dB/m) | Type |
|----|------|-----------------|------------------------------|----------------------------|-------------|----------------------|---------------|------|
| 1  | *    | 2390.000        | 53.273                       | 21.250                     | -0.727      | 54.000               | 32.023        | AV   |
| 2  |      | 2418.927        | 110.992                      | 78.947                     | N/A         | N/A                  | 32.046        | AV   |

Note 1: " \* ", means this data is the worst emission level.

Note 2: Measure Level (dB $\mu$ V/m) = Reading Level (dB $\mu$ V) + Factor (dB/m).

Note 3: Factor (dB/m) = Cable Loss (dB) + Antenna Factor (dB/m).

|   |                       |
|---|-----------------------|
| Site: SIP-AC3                             | Test Date: 2024-01-23 |
| Limit: FCC_2.4G_RE(3m)                    | Engineer: Barry Wu    |
| Probe: HF907_102861_1-18GHz               | Polarity: Horizontal  |
| EUT: Tri-band Wi-Fi 7 Wireless AP         | Power: AC 120V/60Hz   |
| Test Mode: Transmit by 802.11g at 2437MHz |                       |



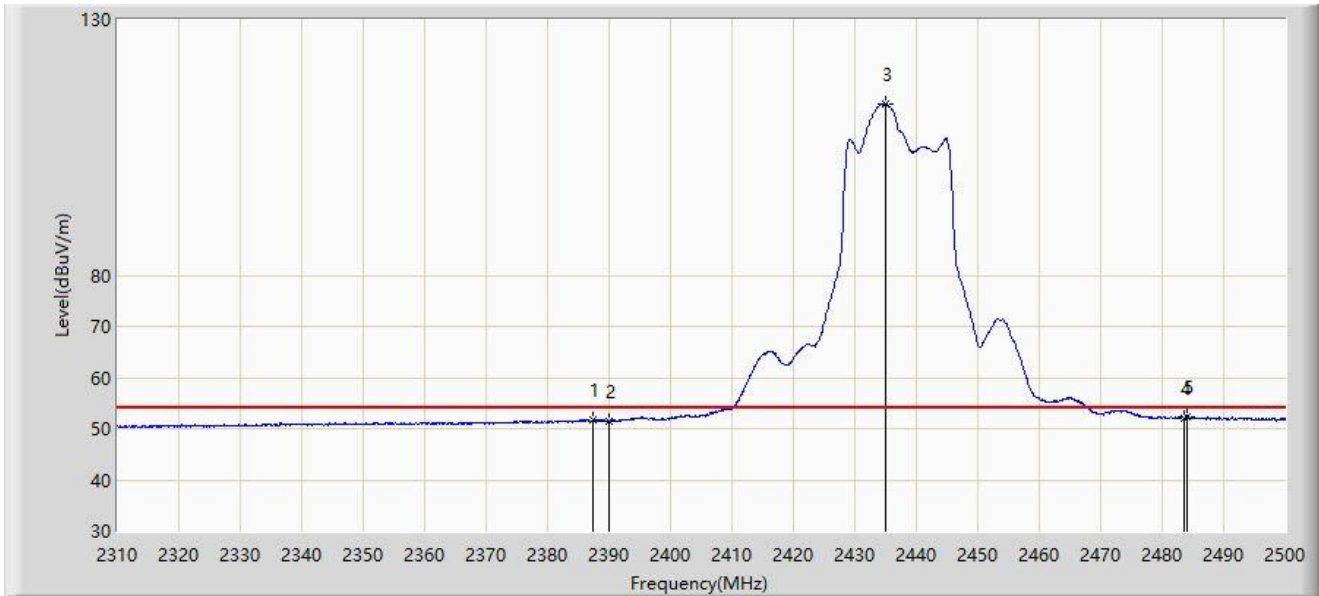
| No | Mark | Frequency (MHz) | Measure Level (dBμV/m) | Reading Level (dBμV) | Margin (dB) | Limit (dBμV/m) | Factor (dB/m) | Type |
|----|------|-----------------|------------------------|----------------------|-------------|----------------|---------------|------|
| 1  |      | 2381.630        | 63.695                 | 31.689               | -10.305     | 74.000         | 32.006        | PK   |
| 2  |      | 2390.000        | 61.517                 | 29.494               | -12.483     | 74.000         | 32.023        | PK   |
| 3  |      | 2433.500        | 121.992                | 89.917               | N/A         | N/A            | 32.075        | PK   |
| 4  |      | 2483.500        | 62.091                 | 29.791               | -11.909     | 74.000         | 32.300        | PK   |
| 5  | *    | 2491.545        | 64.175                 | 31.833               | -9.825      | 74.000         | 32.342        | PK   |

Note 1: " \* ", means this data is the worst emission level.

Note 2: Measure Level (dBμV/m) = Reading Level (dBμV) + Factor (dB/m).

Note 3: Factor (dB/m) = Cable Loss (dB) + Antenna Factor (dB/m).

|   |                       |
|---|-----------------------|
| Site: SIP-AC3                             | Test Date: 2024-01-23 |
| Limit: FCC_2.4G_RE(3m)                    | Engineer: Barry Wu    |
| Probe: HF907_102861_1-18GHz               | Polarity: Horizontal  |
| EUT: Tri-band Wi-Fi 7 Wireless AP         | Power: AC 120V/60Hz   |
| Test Mode: Transmit by 802.11g at 2437MHz |                       |



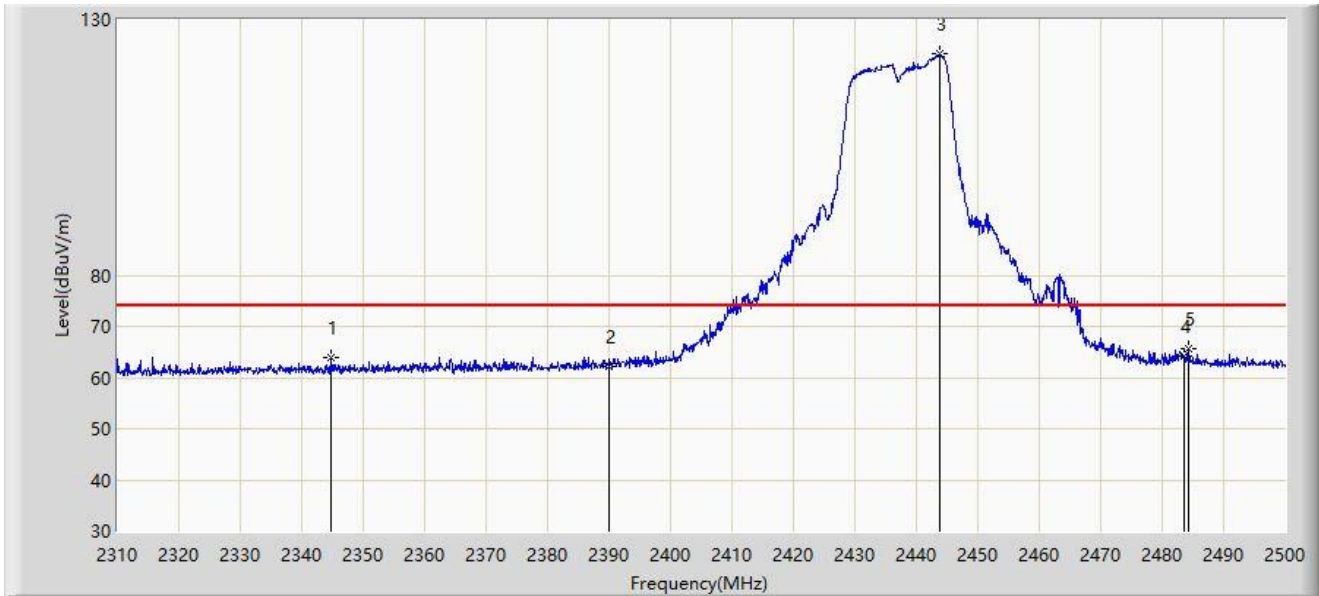
| No | Mark | Frequency (MHz) | Measure Level (dBμV/m) | Reading Level (dBμV) | Margin (dB) | Limit (dBμV/m) | Factor (dB/m) | Type |
|----|------|-----------------|------------------------|----------------------|-------------|----------------|---------------|------|
| 1  |      | 2387.330        | 51.703                 | 19.685               | -2.297      | 54.000         | 32.018        | AV   |
| 2  |      | 2390.000        | 51.569                 | 19.546               | -2.431      | 54.000         | 32.023        | AV   |
| 3  |      | 2434.925        | 113.493                | 81.410               | N/A         | N/A            | 32.083        | AV   |
| 4  |      | 2483.500        | 52.071                 | 19.771               | -1.929      | 54.000         | 32.300        | AV   |
| 5  | *    | 2484.135        | 52.384                 | 20.080               | -1.616      | 54.000         | 32.304        | AV   |

Note 1: " \* ", means this data is the worst emission level.

Note 2: Measure Level (dBμV/m) = Reading Level (dBμV) + Factor (dB/m).

Note 3: Factor (dB/m) = Cable Loss (dB) + Antenna Factor (dB/m).

|   |                       |
|---|-----------------------|
| Site: SIP-AC3                             | Test Date: 2024-01-23 |
| Limit: FCC_2.4G_RE(3m)                    | Engineer: Barry Wu    |
| Probe: HF907_102861_1-18GHz               | Polarity: Vertical    |
| EUT: Tri-band Wi-Fi 7 Wireless AP         | Power: AC 120V/60Hz   |
| Test Mode: Transmit by 802.11g at 2437MHz |                       |



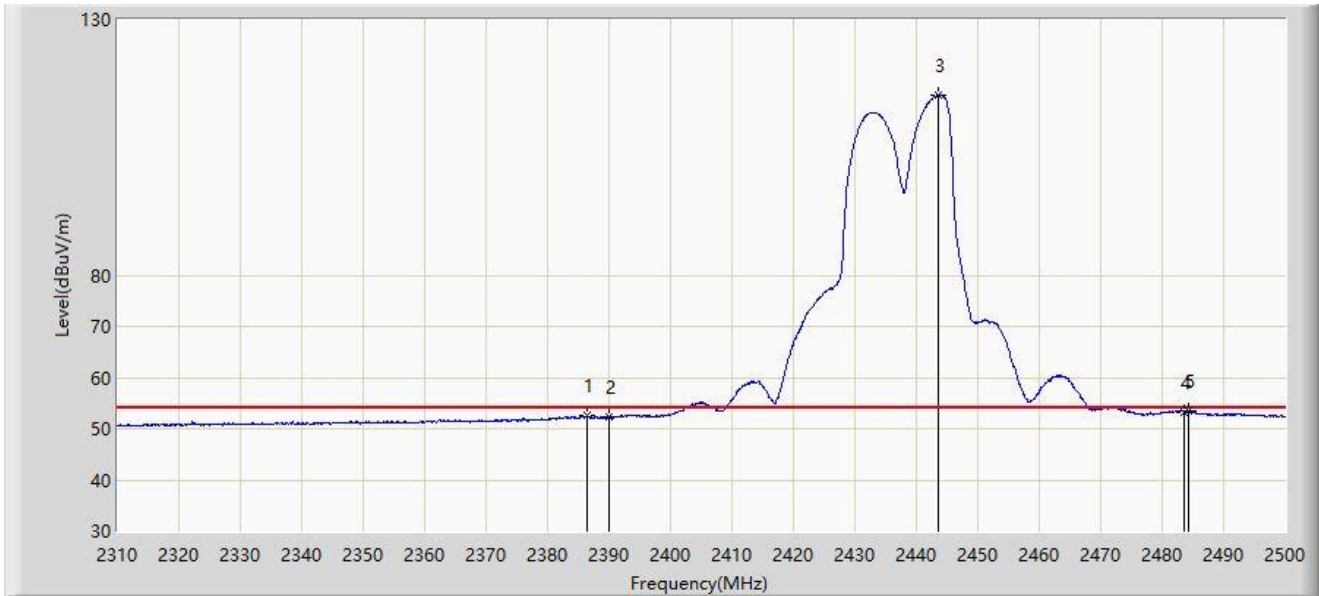
| No | Mark | Frequency (MHz) | Measure Level (dB $\mu$ V/m) | Reading Level (dB $\mu$ V) | Margin (dB) | Limit (dB $\mu$ V/m) | Factor (dB/m) | Type |
|----|------|-----------------|------------------------------|----------------------------|-------------|----------------------|---------------|------|
| 1  |      | 2344.865        | 63.770                       | 31.997                     | -10.230     | 74.000               | 31.772        | PK   |
| 2  |      | 2390.000        | 62.144                       | 30.121                     | -11.856     | 74.000               | 32.023        | PK   |
| 3  |      | 2443.855        | 123.423                      | 91.293                     | N/A         | N/A                  | 32.130        | PK   |
| 4  |      | 2483.500        | 64.167                       | 31.867                     | -9.833      | 74.000               | 32.300        | PK   |
| 5  | *    | 2484.230        | 65.662                       | 33.358                     | -8.338      | 74.000               | 32.304        | PK   |

Note 1: " \* ", means this data is the worst emission level.

Note 2: Measure Level (dB $\mu$ V/m) = Reading Level (dB $\mu$ V) + Factor (dB/m).

Note 3: Factor (dB/m) = Cable Loss (dB) + Antenna Factor (dB/m).

|   |                       |
|---|-----------------------|
| Site: SIP-AC3                             | Test Date: 2024-01-23 |
| Limit: FCC_2.4G_RE(3m)                    | Engineer: Barry Wu    |
| Probe: HF907_102861_1-18GHz               | Polarity: Vertical    |
| EUT: Tri-band Wi-Fi 7 Wireless AP         | Power: AC 120V/60Hz   |
| Test Mode: Transmit by 802.11g at 2437MHz |                       |



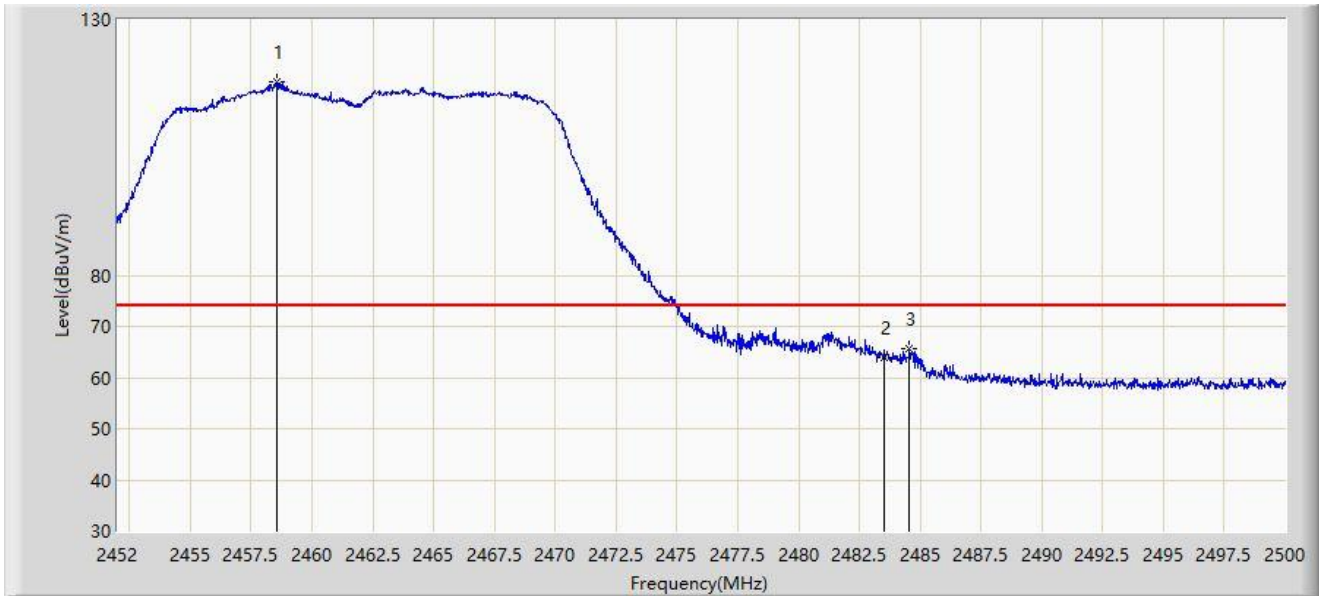
| No | Mark | Frequency (MHz) | Measure Level (dB $\mu$ V/m) | Reading Level (dB $\mu$ V) | Margin (dB) | Limit (dB $\mu$ V/m) | Factor (dB/m) | Type |
|----|------|-----------------|------------------------------|----------------------------|-------------|----------------------|---------------|------|
| 1  |      | 2386.380        | 52.536                       | 20.520                     | -1.464      | 54.000               | 32.016        | AV   |
| 2  |      | 2390.000        | 52.199                       | 20.176                     | -1.801      | 54.000               | 32.023        | AV   |
| 3  |      | 2443.665        | 115.274                      | 83.145                     | N/A         | N/A                  | 32.129        | AV   |
| 4  |      | 2483.500        | 53.307                       | 21.007                     | -0.693      | 54.000               | 32.300        | AV   |
| 5  | *    | 2484.325        | 53.483                       | 21.178                     | -0.517      | 54.000               | 32.305        | AV   |

Note 1: " \* ", means this data is the worst emission level.

Note 2: Measure Level (dB $\mu$ V/m) = Reading Level (dB $\mu$ V) + Factor (dB/m).

Note 3: Factor (dB/m) = Cable Loss (dB) + Antenna Factor (dB/m).

|   |                       |
|---|-----------------------|
| Site: SIP-AC3                             | Test Date: 2024-01-22 |
| Limit: FCC_2.4G_RE(3m)                    | Engineer: Barry Wu    |
| Probe: HF907_102861_1-18GHz               | Polarity: Horizontal  |
| EUT: Tri-band Wi-Fi 7 Wireless AP         | Power: AC 120V/60Hz   |
| Test Mode: Transmit by 802.11g at 2462MHz |                       |



| No | Mark | Frequency (MHz) | Measure Level (dB $\mu$ V/m) | Reading Level (dB $\mu$ V) | Margin (dB) | Limit (dB $\mu$ V/m) | Factor (dB/m) | Type |
|----|------|-----------------|------------------------------|----------------------------|-------------|----------------------|---------------|------|
| 1  |      | 2458.576        | 117.815                      | 85.615                     | N/A         | N/A                  | 32.200        | PK   |
| 2  |      | 2483.500        | 64.009                       | 31.709                     | -9.991      | 74.000               | 32.300        | PK   |
| 3  | *    | 2484.568        | 65.583                       | 33.277                     | -8.417      | 74.000               | 32.306        | PK   |

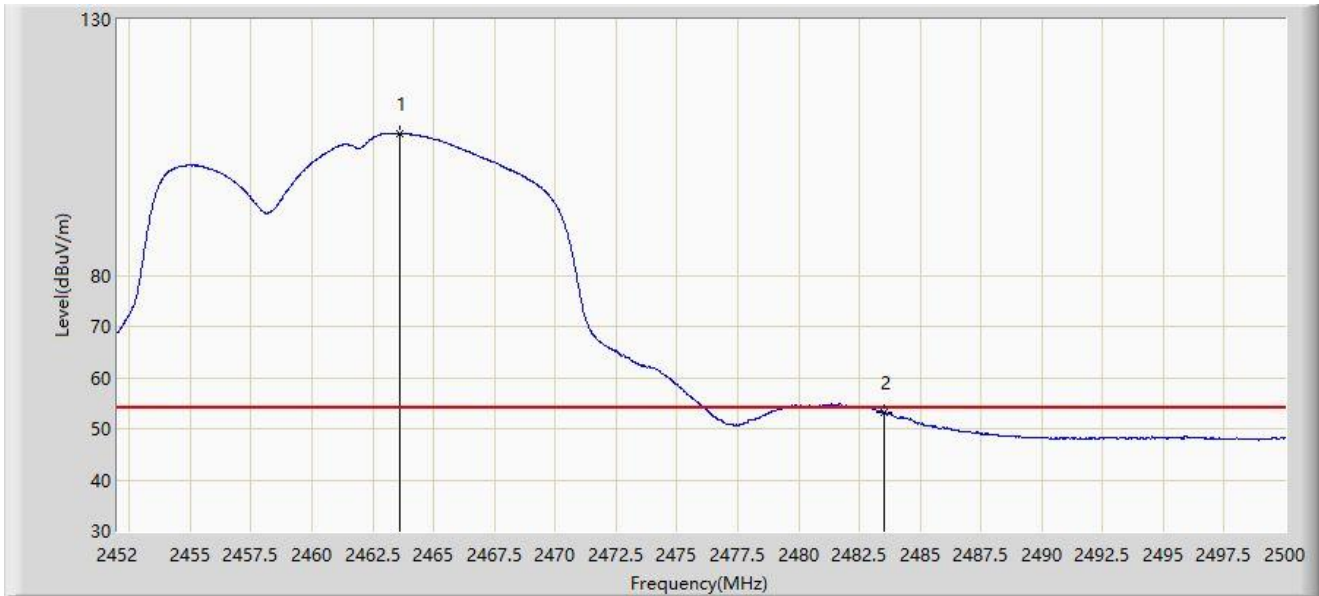
Note 1: " \* ", means this data is the worst emission level.

Note 2: Measure Level (dB $\mu$ V/m) = Reading Level (dB $\mu$ V) + Factor (dB/m).

Note 3: Factor (dB/m) = Cable Loss (dB) + Antenna Factor (dB/m).



|   |                       |
|---|-----------------------|
| Site: SIP-AC3                             | Test Date: 2024-01-22 |
| Limit: FCC_2.4G_RE(3m)                    | Engineer: Barry Wu    |
| Probe: HF907_102861_1-18GHz               | Polarity: Horizontal  |
| EUT: Tri-band Wi-Fi 7 Wireless AP         | Power: AC 120V/60Hz   |
| Test Mode: Transmit by 802.11g at 2462MHz |                       |



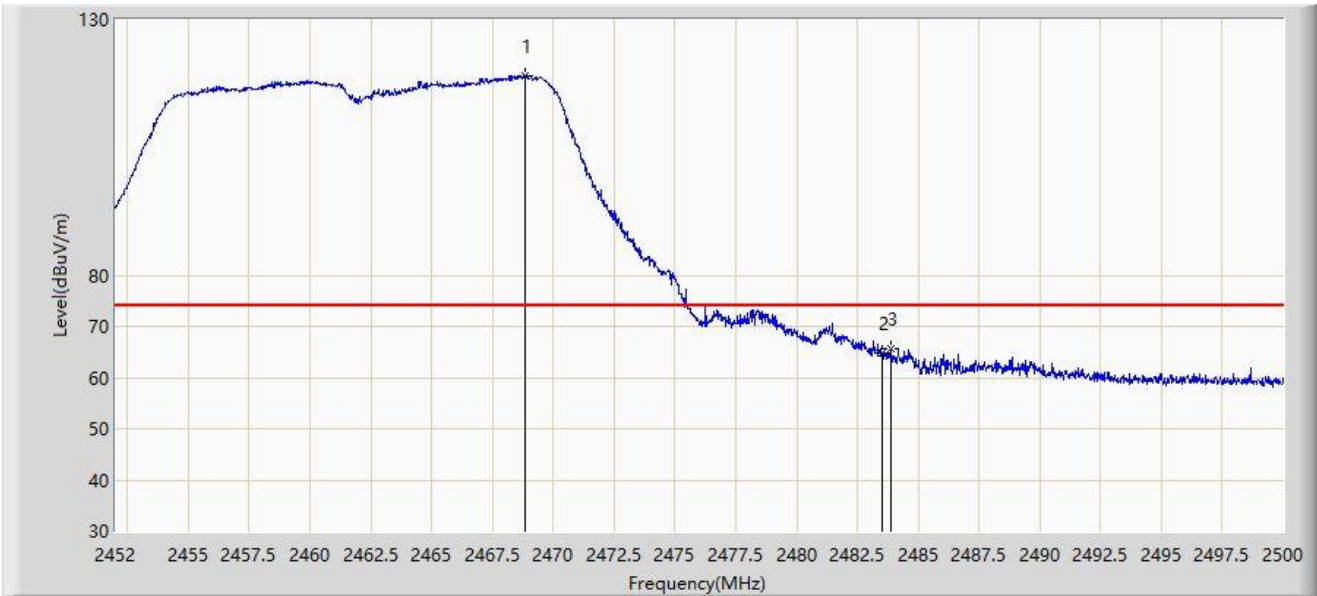
| No | Mark | Frequency (MHz) | Measure Level (dB $\mu$ V/m) | Reading Level (dB $\mu$ V) | Margin (dB) | Limit (dB $\mu$ V/m) | Factor (dB/m) | Type |
|----|------|-----------------|------------------------------|----------------------------|-------------|----------------------|---------------|------|
| 1  |      | 2463.616        | 107.799                      | 75.577                     | N/A         | N/A                  | 32.221        | AV   |
| 2  | *    | 2483.500        | 53.071                       | 20.771                     | -0.929      | 54.000               | 32.300        | AV   |

Note 1: " \* ", means this data is the worst emission level.

Note 2: Measure Level (dB $\mu$ V/m) = Reading Level (dB $\mu$ V) + Factor (dB/m).

Note 3: Factor (dB/m) = Cable Loss (dB) + Antenna Factor (dB/m).

|   |                       |
|---|-----------------------|
| Site: SIP-AC3                             | Test Date: 2024-01-22 |
| Limit: FCC_2.4G_RE(3m)                    | Engineer: Barry Wu    |
| Probe: HF907_102861_1-18GHz               | Polarity: Vertical    |
| EUT: Tri-band Wi-Fi 7 Wireless AP         | Power: AC 120V/60Hz   |
| Test Mode: Transmit by 802.11g at 2462MHz |                       |



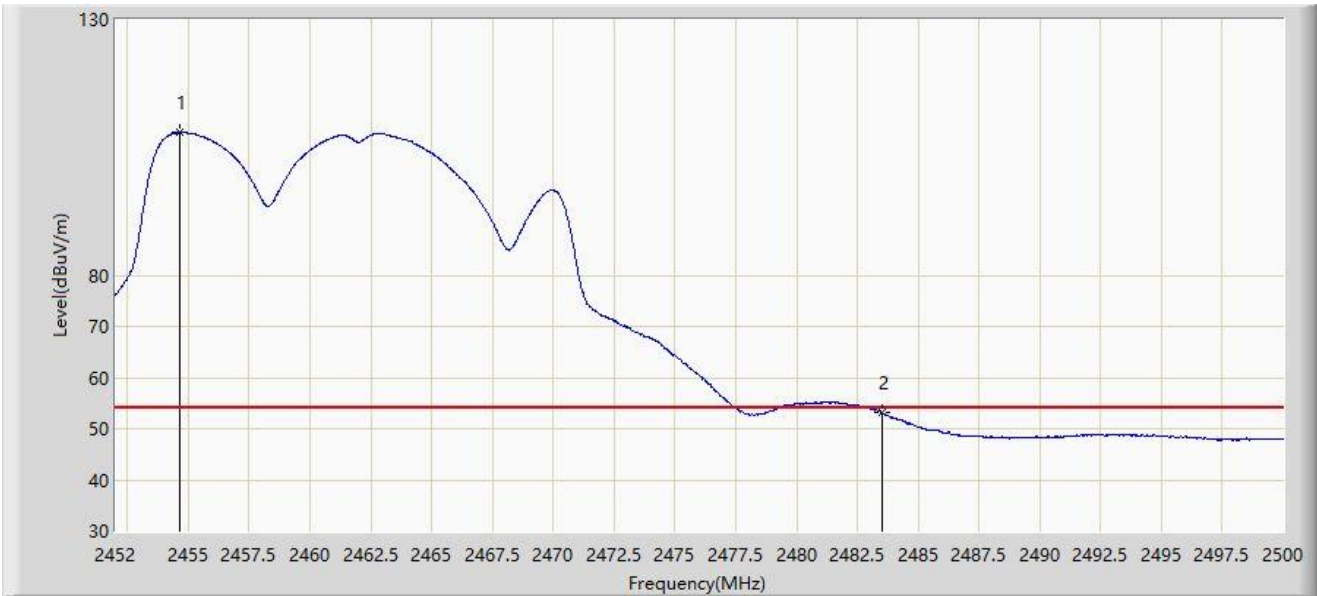
| No | Mark | Frequency (MHz) | Measure Level (dB $\mu$ V/m) | Reading Level (dB $\mu$ V) | Margin (dB) | Limit (dB $\mu$ V/m) | Factor (dB/m) | Type |
|----|------|-----------------|------------------------------|----------------------------|-------------|----------------------|---------------|------|
| 1  |      | 2468.824        | 119.035                      | 86.795                     | N/A         | N/A                  | 32.241        | PK   |
| 2  |      | 2483.500        | 64.805                       | 32.505                     | -9.195      | 74.000               | 32.300        | PK   |
| 3  | *    | 2483.872        | 65.714                       | 33.412                     | -8.286      | 74.000               | 32.302        | PK   |

Note 1: " \* ", means this data is the worst emission level.

Note 2: Measure Level (dB $\mu$ V/m) = Reading Level (dB $\mu$ V) + Factor (dB/m).

Note 3: Factor (dB/m) = Cable Loss (dB) + Antenna Factor (dB/m).

|   |                       |
|---|-----------------------|
| Site: SIP-AC3                             | Test Date: 2024-01-22 |
| Limit: FCC_2.4G_RE(3m)                    | Engineer: Barry Wu    |
| Probe: HF907_102861_1-18GHz               | Polarity: Vertical    |
| EUT: Tri-band Wi-Fi 7 Wireless AP         | Power: AC 120V/60Hz   |
| Test Mode: Transmit by 802.11g at 2462MHz |                       |



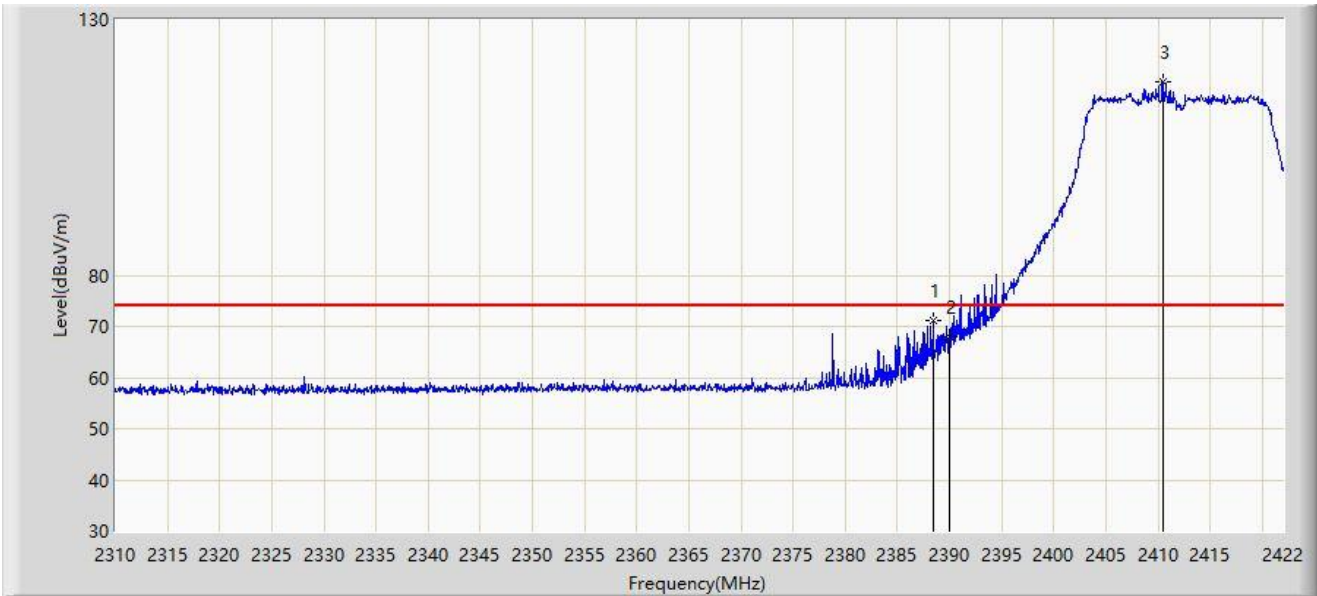
| No | Mark | Frequency (MHz) | Measure Level (dB $\mu$ V/m) | Reading Level (dB $\mu$ V) | Margin (dB) | Limit (dB $\mu$ V/m) | Factor (dB/m) | Type |
|----|------|-----------------|------------------------------|----------------------------|-------------|----------------------|---------------|------|
| 1  |      | 2454.664        | 107.881                      | 75.700                     | N/A         | N/A                  | 32.181        | AV   |
| 2  | *    | 2483.500        | 53.063                       | 20.763                     | -0.937      | 54.000               | 32.300        | AV   |

Note 1: " \* ", means this data is the worst emission level.

Note 2: Measure Level (dB $\mu$ V/m) = Reading Level (dB $\mu$ V) + Factor (dB/m).

Note 3: Factor (dB/m) = Cable Loss (dB) + Antenna Factor (dB/m).

|  |                       |
|--|-----------------------|
| Site: SIP-AC3                                  | Test Date: 2024-01-22 |
| Limit: FCC_2.4G_RE(3m)                         | Engineer: Barry Wu    |
| Probe: HF907_102861_1-18GHz                    | Polarity: Horizontal  |
| EUT: Tri-band Wi-Fi 7 Wireless AP              | Power: AC 120V/60Hz   |
| Test Mode: Transmit by 802.11n-HT20 at 2412MHz |                       |



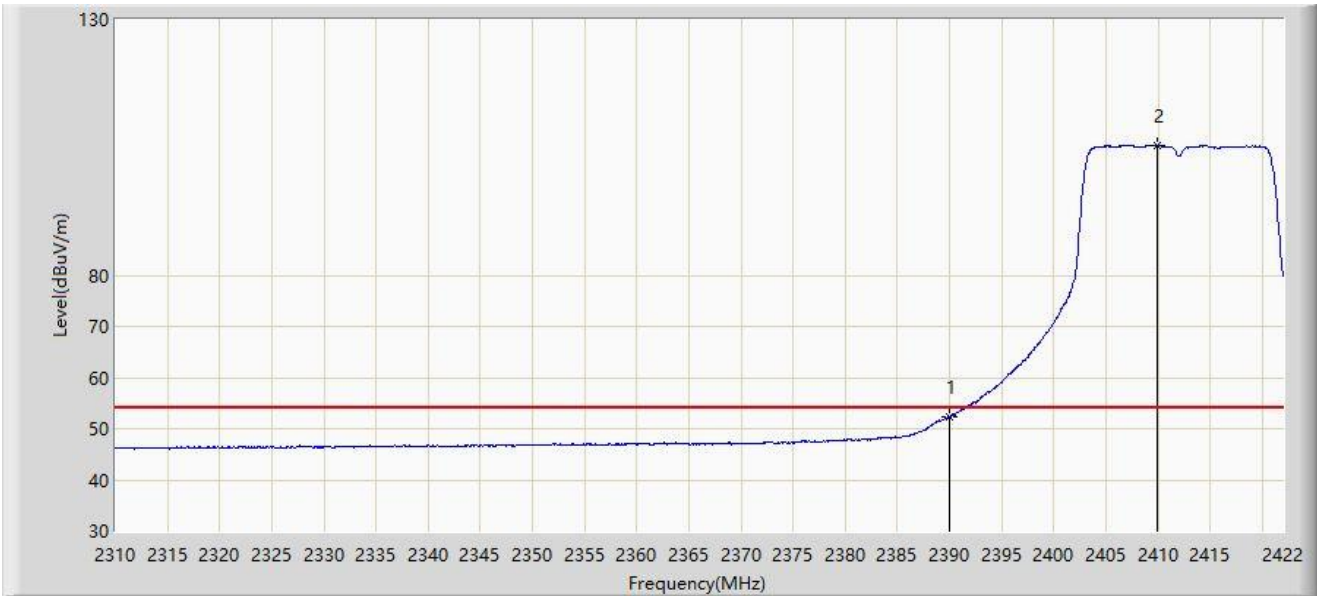
| No | Mark | Frequency (MHz) | Measure Level (dB $\mu$ V/m) | Reading Level (dB $\mu$ V) | Margin (dB) | Limit (dB $\mu$ V/m) | Factor (dB/m) | Type |
|----|------|-----------------|------------------------------|----------------------------|-------------|----------------------|---------------|------|
| 1  | *    | 2388.400        | 71.183                       | 39.163                     | -2.817      | 74.000               | 32.020        | PK   |
| 2  |      | 2390.000        | 68.004                       | 35.981                     | -5.996      | 74.000               | 32.023        | PK   |
| 3  |      | 2410.520        | 117.966                      | 85.921                     | N/A         | N/A                  | 32.044        | PK   |

Note 1: " \* ", means this data is the worst emission level.

Note 2: Measure Level (dB $\mu$ V/m) = Reading Level (dB $\mu$ V) + Factor (dB/m).

Note 3: Factor (dB/m) = Cable Loss (dB) + Antenna Factor (dB/m).

|  |                       |
|--|-----------------------|
| Site: SIP-AC3                                  | Test Date: 2024-01-22 |
| Limit: FCC_2.4G_RE(3m)                         | Engineer: Barry Wu    |
| Probe: HF907_102861_1-18GHz                    | Polarity: Horizontal  |
| EUT: Tri-band Wi-Fi 7 Wireless AP              | Power: AC 120V/60Hz   |
| Test Mode: Transmit by 802.11n-HT20 at 2412MHz |                       |



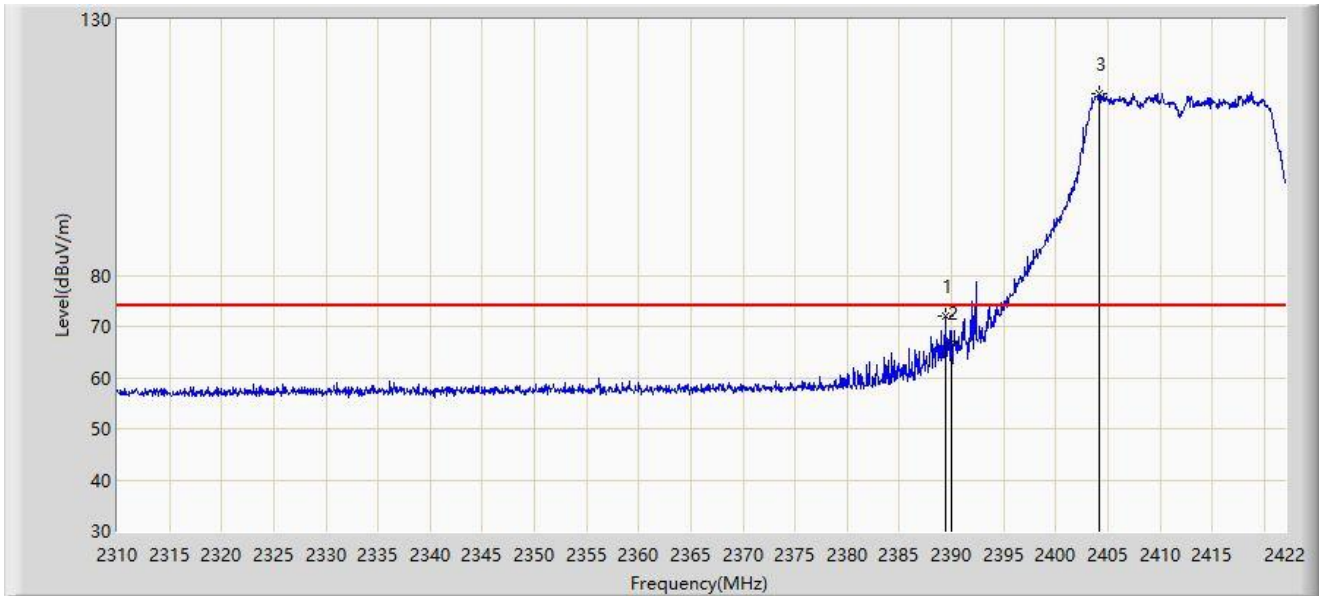
| No | Mark | Frequency (MHz) | Measure Level (dB $\mu$ V/m) | Reading Level (dB $\mu$ V) | Margin (dB) | Limit (dB $\mu$ V/m) | Factor (dB/m) | Type |
|----|------|-----------------|------------------------------|----------------------------|-------------|----------------------|---------------|------|
| 1  | *    | 2390.000        | 52.362                       | 20.339                     | -1.638      | 54.000               | 32.023        | AV   |
| 2  |      | 2409.904        | 105.392                      | 73.348                     | N/A         | N/A                  | 32.044        | AV   |

Note 1: " \* ", means this data is the worst emission level.

Note 2: Measure Level (dB $\mu$ V/m) = Reading Level (dB $\mu$ V) + Factor (dB/m).

Note 3: Factor (dB/m) = Cable Loss (dB) + Antenna Factor (dB/m).

|  |                       |
|--|-----------------------|
| Site: SIP-AC3                                  | Test Date: 2024-01-22 |
| Limit: FCC_2.4G_RE(3m)                         | Engineer: Barry Wu    |
| Probe: HF907_102861_1-18GHz                    | Polarity: Vertical    |
| EUT: Tri-band Wi-Fi 7 Wireless AP              | Power: AC 120V/60Hz   |
| Test Mode: Transmit by 802.11n-HT20 at 2412MHz |                       |



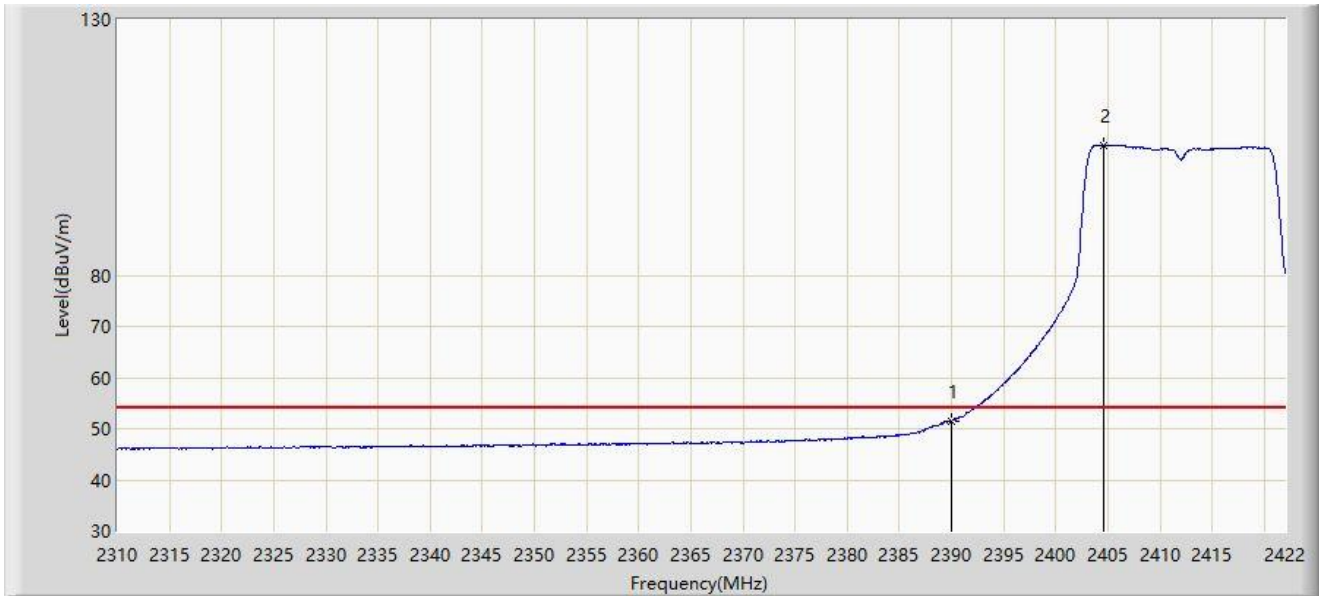
| No | Mark | Frequency (MHz) | Measure Level (dB $\mu$ V/m) | Reading Level (dB $\mu$ V) | Margin (dB) | Limit (dB $\mu$ V/m) | Factor (dB/m) | Type |
|----|------|-----------------|------------------------------|----------------------------|-------------|----------------------|---------------|------|
| 1  | *    | 2389.408        | 71.983                       | 39.961                     | -2.017      | 74.000               | 32.022        | PK   |
| 2  |      | 2390.000        | 66.869                       | 34.846                     | -7.131      | 74.000               | 32.023        | PK   |
| 3  |      | 2404.192        | 115.646                      | 83.607                     | N/A         | N/A                  | 32.039        | PK   |

Note 1: " \* ", means this data is the worst emission level.

Note 2: Measure Level (dB $\mu$ V/m) = Reading Level (dB $\mu$ V) + Factor (dB/m).

Note 3: Factor (dB/m) = Cable Loss (dB) + Antenna Factor (dB/m).

|  |                       |
|--|-----------------------|
| Site: SIP-AC3                                  | Test Date: 2024-01-22 |
| Limit: FCC_2.4G_RE(3m)                         | Engineer: Barry Wu    |
| Probe: HF907_102861_1-18GHz                    | Polarity: Vertical    |
| EUT: Tri-band Wi-Fi 7 Wireless AP              | Power: AC 120V/60Hz   |
| Test Mode: Transmit by 802.11n-HT20 at 2412MHz |                       |



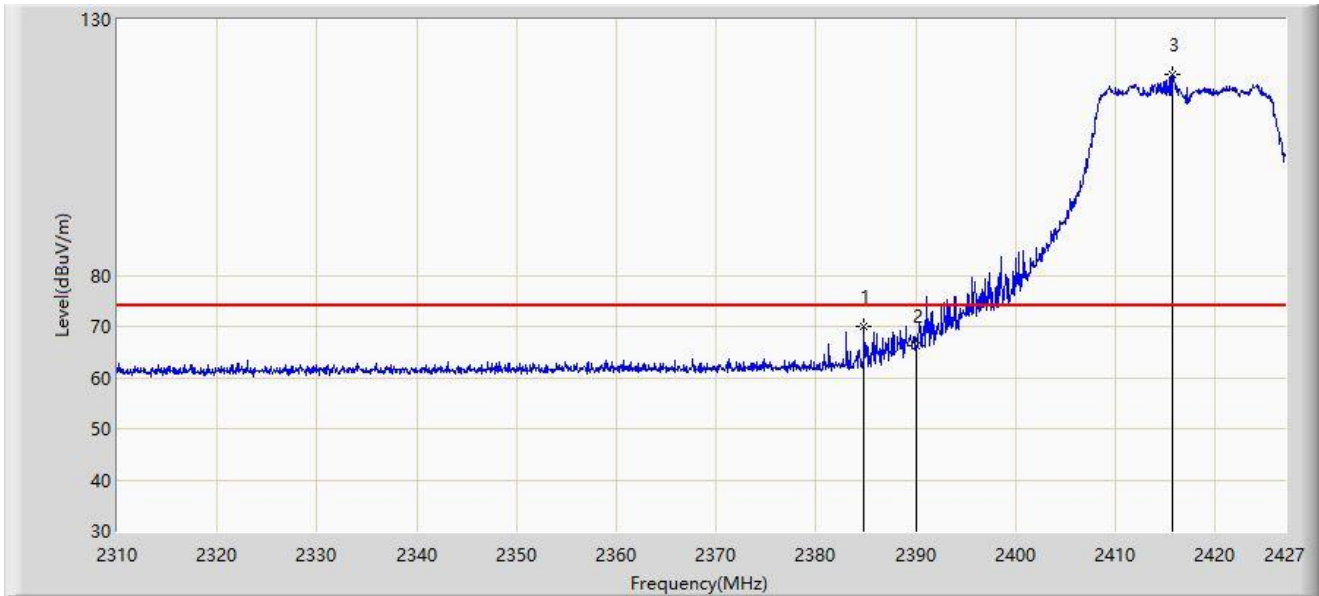
| No | Mark | Frequency (MHz) | Measure Level (dB $\mu$ V/m) | Reading Level (dB $\mu$ V) | Margin (dB) | Limit (dB $\mu$ V/m) | Factor (dB/m) | Type |
|----|------|-----------------|------------------------------|----------------------------|-------------|----------------------|---------------|------|
| 1  | *    | 2390.000        | 51.561                       | 19.538                     | -2.439      | 54.000               | 32.023        | AV   |
| 2  |      | 2404.528        | 105.460                      | 73.420                     | N/A         | N/A                  | 32.039        | AV   |

Note 1: " \* ", means this data is the worst emission level.

Note 2: Measure Level (dB $\mu$ V/m) = Reading Level (dB $\mu$ V) + Factor (dB/m).

Note 3: Factor (dB/m) = Cable Loss (dB) + Antenna Factor (dB/m).

|  |                       |
|--|-----------------------|
| Site: SIP-AC3                                  | Test Date: 2024-01-23 |
| Limit: FCC_2.4G_RE(3m)                         | Engineer: Barry Wu    |
| Probe: HF907_102861_1-18GHz                    | Polarity: Horizontal  |
| EUT: Tri-band Wi-Fi 7 Wireless AP              | Power: AC 120V/60Hz   |
| Test Mode: Transmit by 802.11n-HT20 at 2417MHz |                       |



| No | Mark | Frequency (MHz) | Measure Level (dB $\mu$ V/m) | Reading Level (dB $\mu$ V) | Margin (dB) | Limit (dB $\mu$ V/m) | Factor (dB/m) | Type |
|----|------|-----------------|------------------------------|----------------------------|-------------|----------------------|---------------|------|
| 1  | *    | 2384.822        | 70.140                       | 38.127                     | -3.860      | 74.000               | 32.012        | PK   |
| 2  |      | 2390.000        | 66.114                       | 34.091                     | -7.886      | 74.000               | 32.023        | PK   |
| 3  |      | 2415.651        | 119.168                      | 87.123                     | N/A         | N/A                  | 32.046        | PK   |

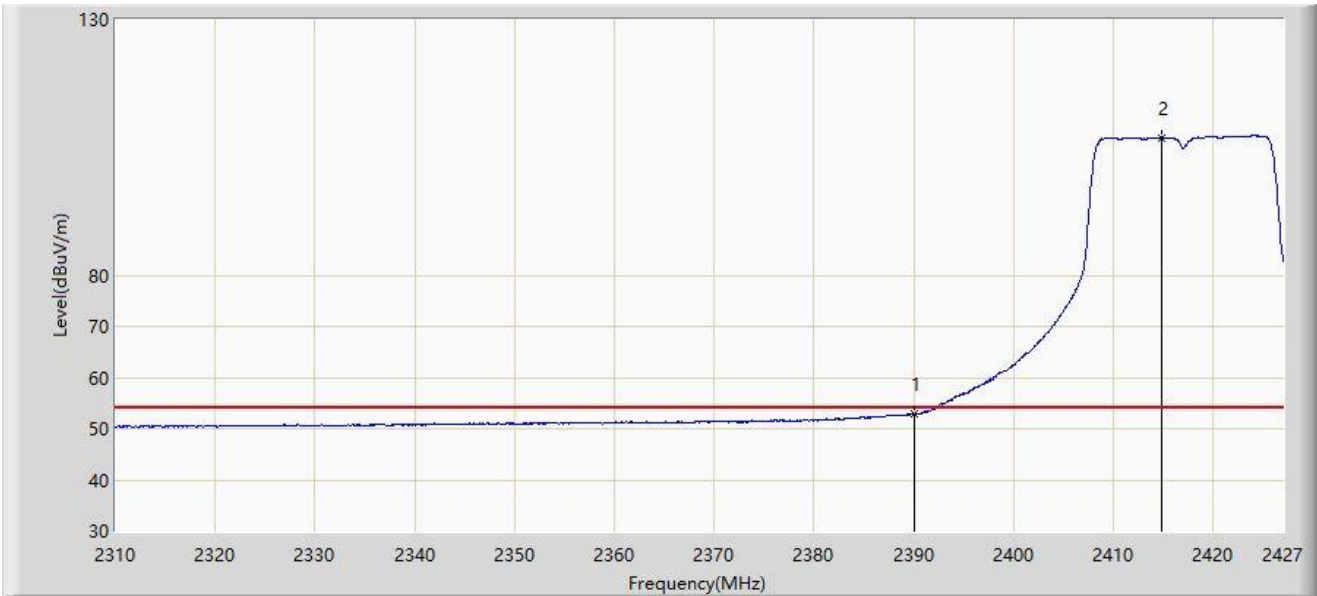
Note 1: " \* ", means this data is the worst emission level.

Note 2: Measure Level (dB $\mu$ V/m) = Reading Level (dB $\mu$ V) + Factor (dB/m).

Note 3: Factor (dB/m) = Cable Loss (dB) + Antenna Factor (dB/m).



|  |                       |
|--|-----------------------|
| Site: SIP-AC3                                  | Test Date: 2024-01-23 |
| Limit: FCC_2.4G_RE(3m)                         | Engineer: Barry Wu    |
| Probe: HF907_102861_1-18GHz                    | Polarity: Horizontal  |
| EUT: Tri-band Wi-Fi 7 Wireless AP              | Power: AC 120V/60Hz   |
| Test Mode: Transmit by 802.11n-HT20 at 2417MHz |                       |



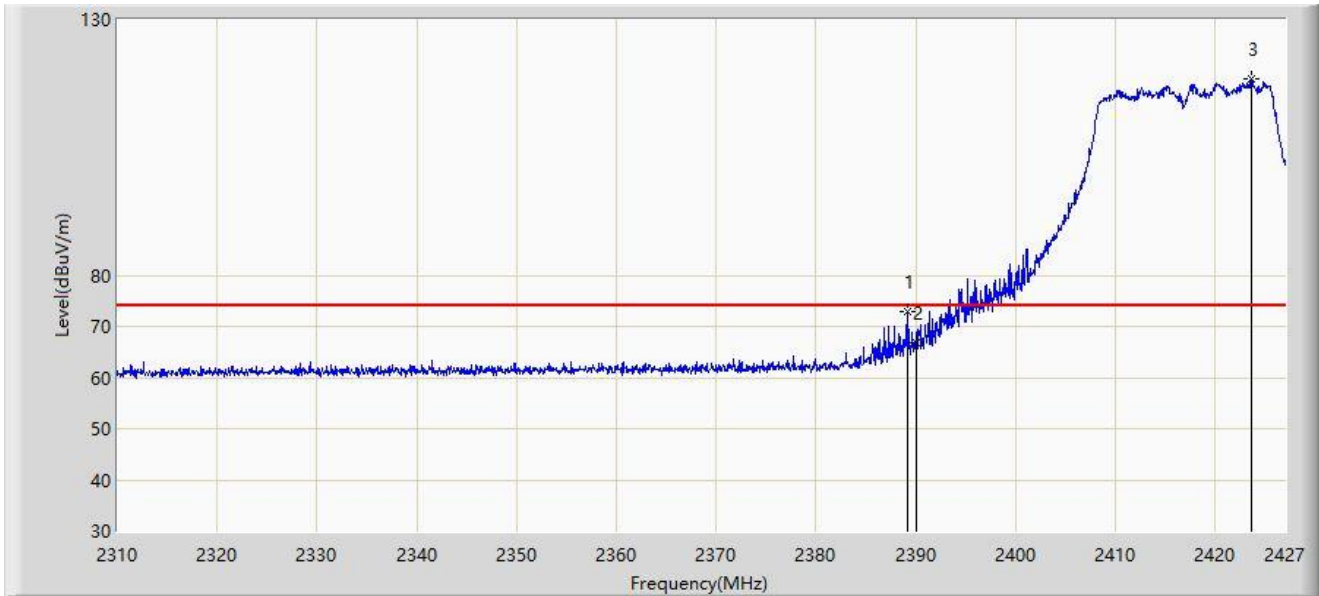
| No | Mark | Frequency (MHz) | Measure Level (dB $\mu$ V/m) | Reading Level (dB $\mu$ V) | Margin (dB) | Limit (dB $\mu$ V/m) | Factor (dB/m) | Type |
|----|------|-----------------|------------------------------|----------------------------|-------------|----------------------|---------------|------|
| 1  | *    | 2390.000        | 52.885                       | 20.862                     | -1.115      | 54.000               | 32.023        | AV   |
| 2  |      | 2414.773        | 106.908                      | 74.863                     | N/A         | N/A                  | 32.045        | AV   |

Note 1: " \* ", means this data is the worst emission level.

Note 2: Measure Level (dB $\mu$ V/m) = Reading Level (dB $\mu$ V) + Factor (dB/m).

Note 3: Factor (dB/m) = Cable Loss (dB) + Antenna Factor (dB/m).

|  |                       |
|--|-----------------------|
| Site: SIP-AC3                                  | Test Date: 2024-01-23 |
| Limit: FCC_2.4G_RE(3m)                         | Engineer: Barry Wu    |
| Probe: HF907_102861_1-18GHz                    | Polarity: Vertical    |
| EUT: Tri-band Wi-Fi 7 Wireless AP              | Power: AC 120V/60Hz   |
| Test Mode: Transmit by 802.11n-HT20 at 2417MHz |                       |



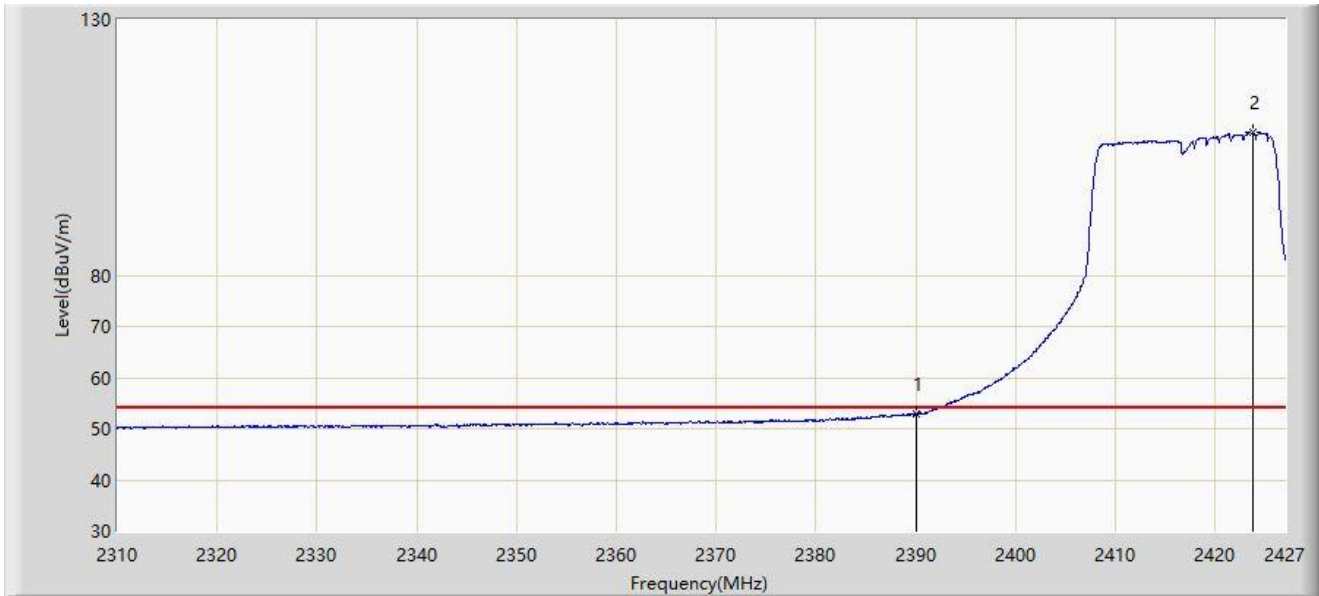
| No | Mark | Frequency (MHz) | Measure Level (dB $\mu$ V/m) | Reading Level (dB $\mu$ V) | Margin (dB) | Limit (dB $\mu$ V/m) | Factor (dB/m) | Type |
|----|------|-----------------|------------------------------|----------------------------|-------------|----------------------|---------------|------|
| 1  | *    | 2389.209        | 72.763                       | 40.742                     | -1.237      | 74.000               | 32.022        | PK   |
| 2  |      | 2390.000        | 66.913                       | 34.890                     | -7.087      | 74.000               | 32.023        | PK   |
| 3  |      | 2423.666        | 118.357                      | 86.311                     | N/A         | N/A                  | 32.046        | PK   |

Note 1: " \* ", means this data is the worst emission level.

Note 2: Measure Level (dB $\mu$ V/m) = Reading Level (dB $\mu$ V) + Factor (dB/m).

Note 3: Factor (dB/m) = Cable Loss (dB) + Antenna Factor (dB/m).

|  |                       |
|--|-----------------------|
| Site: SIP-AC3                                  | Test Date: 2024-01-23 |
| Limit: FCC_2.4G_RE(3m)                         | Engineer: Barry Wu    |
| Probe: HF907_102861_1-18GHz                    | Polarity: Vertical    |
| EUT: Tri-band Wi-Fi 7 Wireless AP              | Power: AC 120V/60Hz   |
| Test Mode: Transmit by 802.11n-HT20 at 2417MHz |                       |



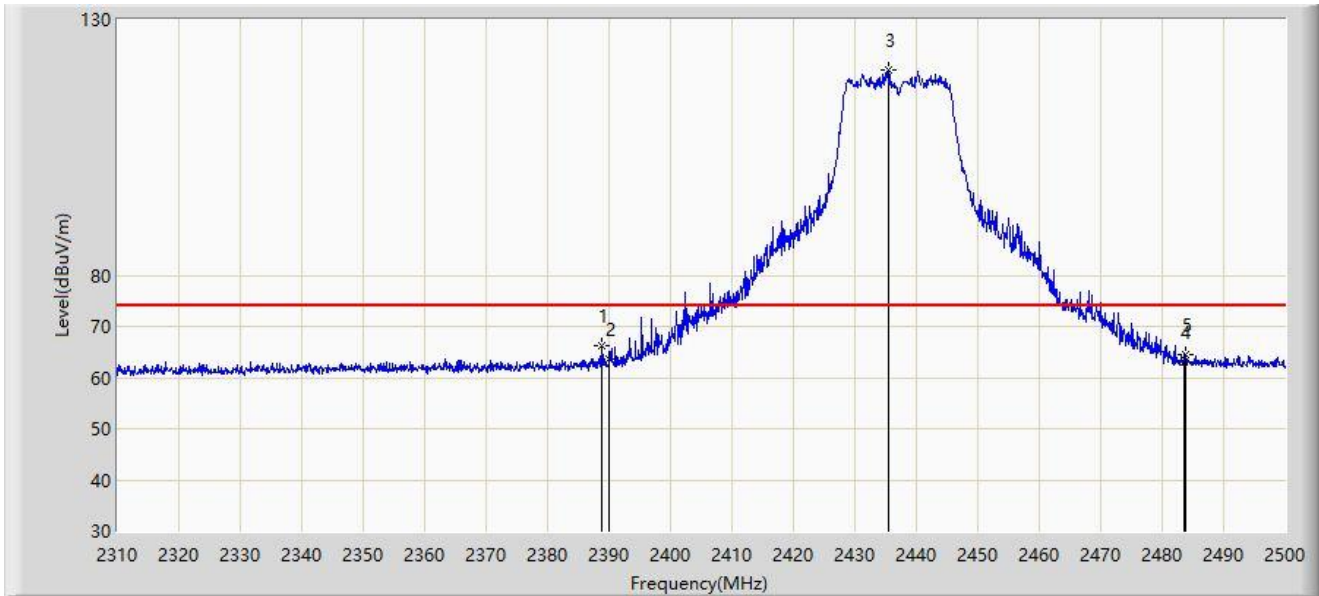
| No | Mark | Frequency (MHz) | Measure Level (dB $\mu$ V/m) | Reading Level (dB $\mu$ V) | Margin (dB) | Limit (dB $\mu$ V/m) | Factor (dB/m) | Type |
|----|------|-----------------|------------------------------|----------------------------|-------------|----------------------|---------------|------|
| 1  | *    | 2390.000        | 52.990                       | 20.967                     | -1.010      | 54.000               | 32.023        | AV   |
| 2  |      | 2423.841        | 107.841                      | 75.795                     | N/A         | N/A                  | 32.045        | AV   |

Note 1: " \* ", means this data is the worst emission level.

Note 2: Measure Level (dB $\mu$ V/m) = Reading Level (dB $\mu$ V) + Factor (dB/m).

Note 3: Factor (dB/m) = Cable Loss (dB) + Antenna Factor (dB/m).

|  |                       |
|--|-----------------------|
| Site: SIP-AC3                                  | Test Date: 2024-01-23 |
| Limit: FCC_2.4G_RE(3m)                         | Engineer: Barry Wu    |
| Probe: HF907_102861_1-18GHz                    | Polarity: Horizontal  |
| EUT: Tri-band Wi-Fi 7 Wireless AP              | Power: AC 120V/60Hz   |
| Test Mode: Transmit by 802.11n-HT20 at 2437MHz |                       |



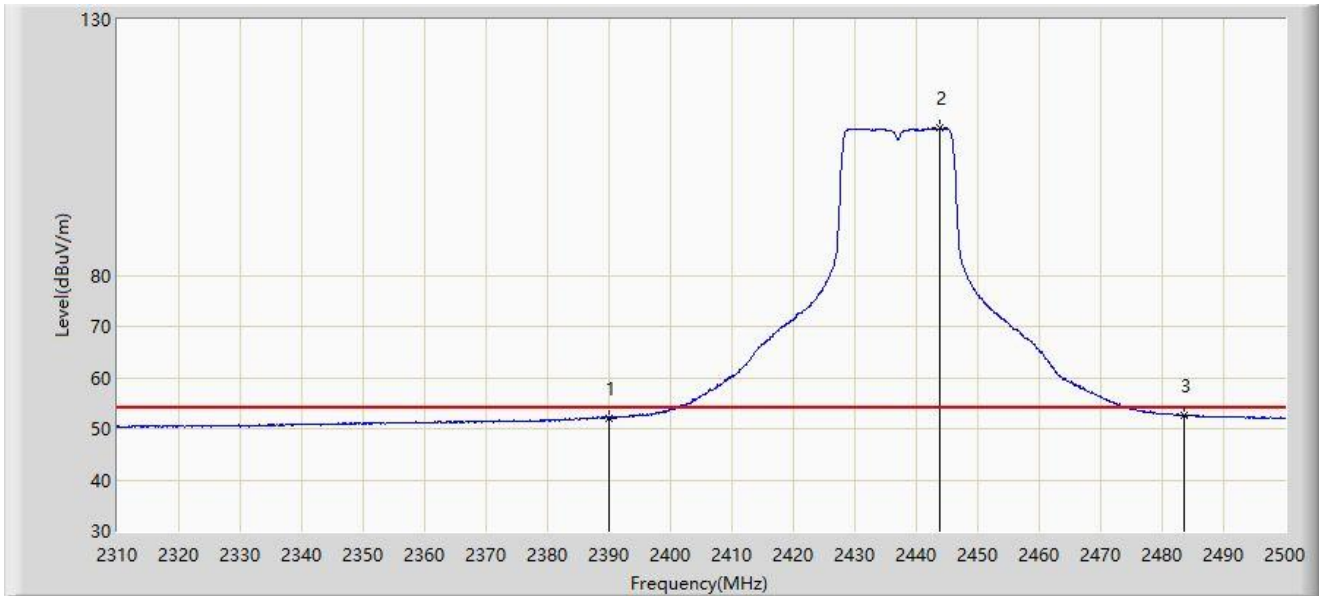
| No | Mark | Frequency (MHz) | Measure Level (dBμV/m) | Reading Level (dBμV) | Margin (dB) | Limit (dBμV/m) | Factor (dB/m) | Type |
|----|------|-----------------|------------------------|----------------------|-------------|----------------|---------------|------|
| 1  | *    | 2388.850        | 66.201                 | 34.180               | -7.799      | 74.000         | 32.021        | PK   |
| 2  |      | 2390.000        | 63.744                 | 31.721               | -10.256     | 74.000         | 32.023        | PK   |
| 3  |      | 2435.495        | 120.223                | 88.137               | N/A         | N/A            | 32.085        | PK   |
| 4  |      | 2483.500        | 63.079                 | 30.779               | -10.921     | 74.000         | 32.300        | PK   |
| 5  |      | 2483.755        | 64.430                 | 32.128               | -9.570      | 74.000         | 32.302        | PK   |

Note 1: " \* ", means this data is the worst emission level.

Note 2: Measure Level (dBμV/m) = Reading Level (dBμV) + Factor (dB/m).

Note 3: Factor (dB/m) = Cable Loss (dB) + Antenna Factor (dB/m).

|  |                       |
|--|-----------------------|
| Site: SIP-AC3                                  | Test Date: 2024-01-23 |
| Limit: FCC_2.4G_RE(3m)                         | Engineer: Barry Wu    |
| Probe: HF907_102861_1-18GHz                    | Polarity: Horizontal  |
| EUT: Tri-band Wi-Fi 7 Wireless AP              | Power: AC 120V/60Hz   |
| Test Mode: Transmit by 802.11n-HT20 at 2437MHz |                       |



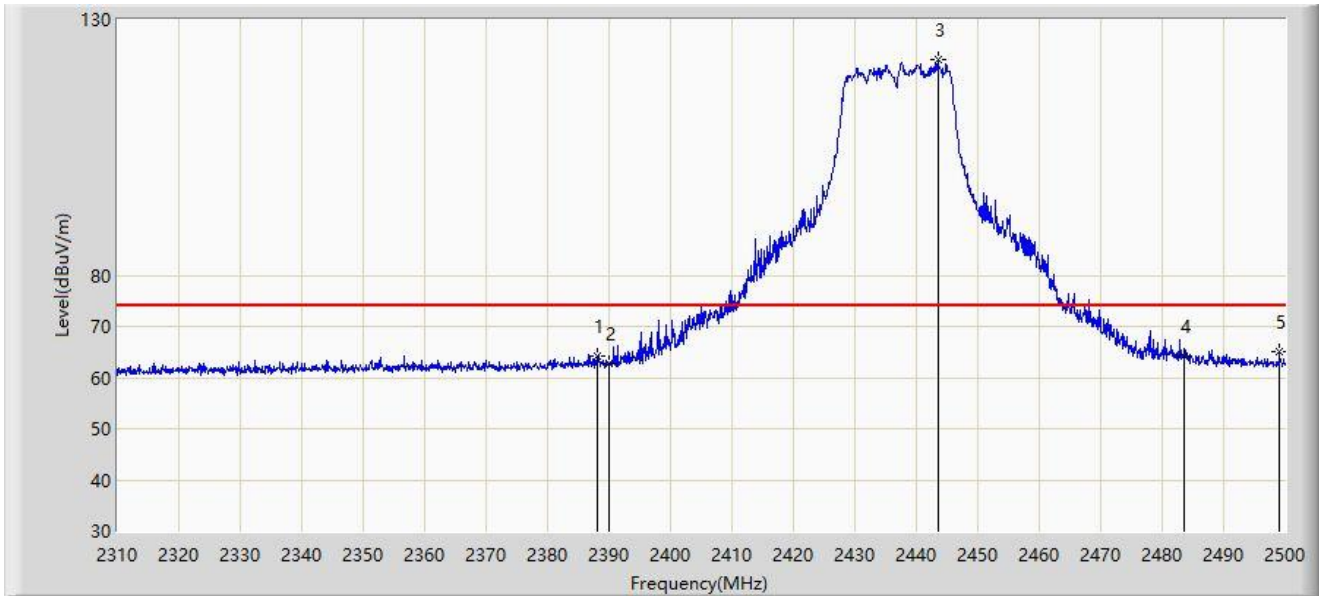
| No | Mark | Frequency (MHz) | Measure Level (dB $\mu$ V/m) | Reading Level (dB $\mu$ V) | Margin (dB) | Limit (dB $\mu$ V/m) | Factor (dB/m) | Type |
|----|------|-----------------|------------------------------|----------------------------|-------------|----------------------|---------------|------|
| 1  |      | 2390.000        | 52.144                       | 20.121                     | -1.856      | 54.000               | 32.023        | AV   |
| 2  |      | 2443.760        | 108.744                      | 76.615                     | N/A         | N/A                  | 32.129        | AV   |
| 3  | *    | 2483.500        | 52.598                       | 20.298                     | -1.402      | 54.000               | 32.300        | AV   |

Note 1: " \* ", means this data is the worst emission level.

Note 2: Measure Level (dB $\mu$ V/m) = Reading Level (dB $\mu$ V) + Factor (dB/m).

Note 3: Factor (dB/m) = Cable Loss (dB) + Antenna Factor (dB/m).

|  |                       |
|--|-----------------------|
| Site: SIP-AC3                                  | Test Date: 2024-01-23 |
| Limit: FCC_2.4G_RE(3m)                         | Engineer: Barry Wu    |
| Probe: HF907_102861_1-18GHz                    | Polarity: Vertical    |
| EUT: Tri-band Wi-Fi 7 Wireless AP              | Power: AC 120V/60Hz   |
| Test Mode: Transmit by 802.11n-HT20 at 2437MHz |                       |



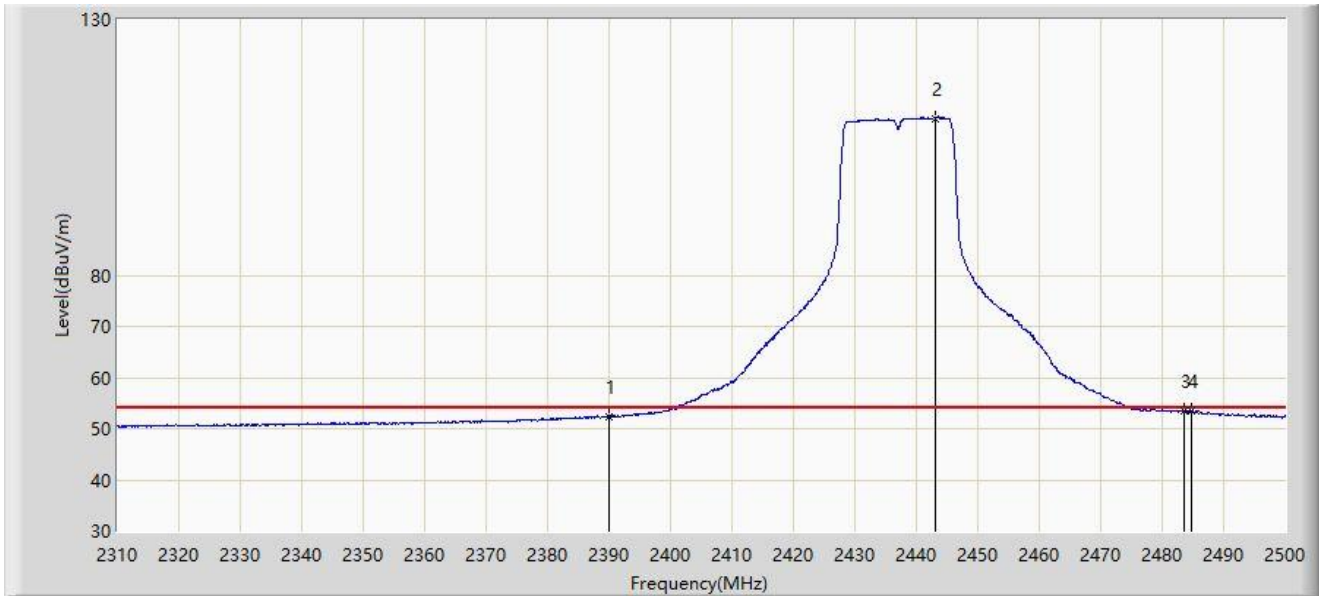
| No | Mark | Frequency (MHz) | Measure Level (dB $\mu$ V/m) | Reading Level (dB $\mu$ V) | Margin (dB) | Limit (dB $\mu$ V/m) | Factor (dB/m) | Type |
|----|------|-----------------|------------------------------|----------------------------|-------------|----------------------|---------------|------|
| 1  |      | 2387.995        | 64.323                       | 32.304                     | -9.677      | 74.000               | 32.019        | PK   |
| 2  |      | 2390.000        | 62.646                       | 30.623                     | -11.354     | 74.000               | 32.023        | PK   |
| 3  |      | 2443.570        | 122.160                      | 90.032                     | N/A         | N/A                  | 32.128        | PK   |
| 4  |      | 2483.500        | 64.237                       | 31.937                     | -9.763      | 74.000               | 32.300        | PK   |
| 5  | *    | 2499.050        | 65.122                       | 32.735                     | -8.878      | 74.000               | 32.388        | PK   |

Note 1: " \* ", means this data is the worst emission level.

Note 2: Measure Level (dB $\mu$ V/m) = Reading Level (dB $\mu$ V) + Factor (dB/m).

Note 3: Factor (dB/m) = Cable Loss (dB) + Antenna Factor (dB/m).

|  |                       |
|--|-----------------------|
| Site: SIP-AC3                                  | Test Date: 2024-01-23 |
| Limit: FCC_2.4G_RE(3m)                         | Engineer: Barry Wu    |
| Probe: HF907_102861_1-18GHz                    | Polarity: Vertical    |
| EUT: Tri-band Wi-Fi 7 Wireless AP              | Power: AC 120V/60Hz   |
| Test Mode: Transmit by 802.11n-HT20 at 2437MHz |                       |



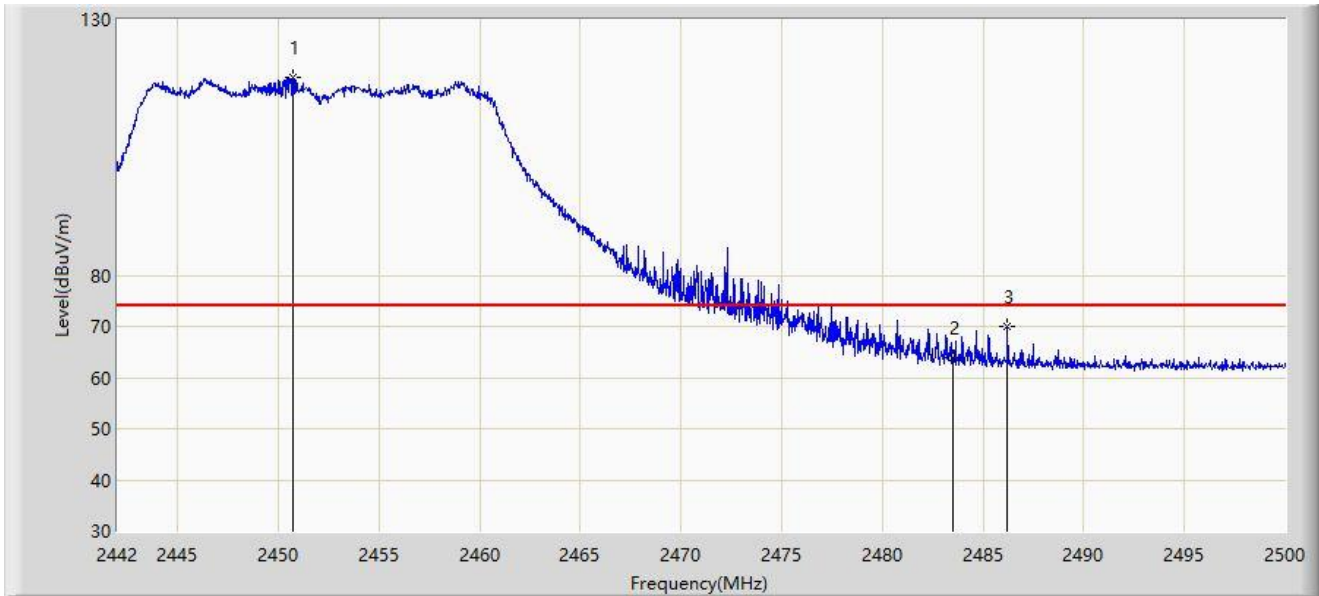
| No | Mark | Frequency (MHz) | Measure Level (dB $\mu$ V/m) | Reading Level (dB $\mu$ V) | Margin (dB) | Limit (dB $\mu$ V/m) | Factor (dB/m) | Type |
|----|------|-----------------|------------------------------|----------------------------|-------------|----------------------|---------------|------|
| 1  |      | 2390.000        | 52.407                       | 20.384                     | -1.593      | 54.000               | 32.023        | AV   |
| 2  |      | 2443.190        | 110.659                      | 78.533                     | N/A         | N/A                  | 32.127        | AV   |
| 3  |      | 2483.500        | 53.335                       | 21.035                     | -0.665      | 54.000               | 32.300        | AV   |
| 4  | *    | 2484.705        | 53.369                       | 21.062                     | -0.631      | 54.000               | 32.307        | AV   |

Note 1: " \* ", means this data is the worst emission level.

Note 2: Measure Level (dB $\mu$ V/m) = Reading Level (dB $\mu$ V) + Factor (dB/m).

Note 3: Factor (dB/m) = Cable Loss (dB) + Antenna Factor (dB/m).

|  |                       |
|--|-----------------------|
| Site: SIP-AC3                                  | Test Date: 2024-01-23 |
| Limit: FCC_2.4G_RE(3m)                         | Engineer: Barry Wu    |
| Probe: HF907_102861_1-18GHz                    | Polarity: Horizontal  |
| EUT: Tri-band Wi-Fi 7 Wireless AP              | Power: AC 120V/60Hz   |
| Test Mode: Transmit by 802.11n-HT20 at 2452MHz |                       |



| No | Mark | Frequency (MHz) | Measure Level (dB $\mu$ V/m) | Reading Level (dB $\mu$ V) | Margin (dB) | Limit (dB $\mu$ V/m) | Factor (dB/m) | Type |
|----|------|-----------------|------------------------------|----------------------------|-------------|----------------------|---------------|------|
| 1  |      | 2450.700        | 118.690                      | 86.527                     | N/A         | N/A                  | 32.163        | PK   |
| 2  |      | 2483.500        | 63.811                       | 31.511                     | -10.189     | 74.000               | 32.300        | PK   |
| 3  | *    | 2486.225        | 69.860                       | 37.546                     | -4.140      | 74.000               | 32.314        | PK   |

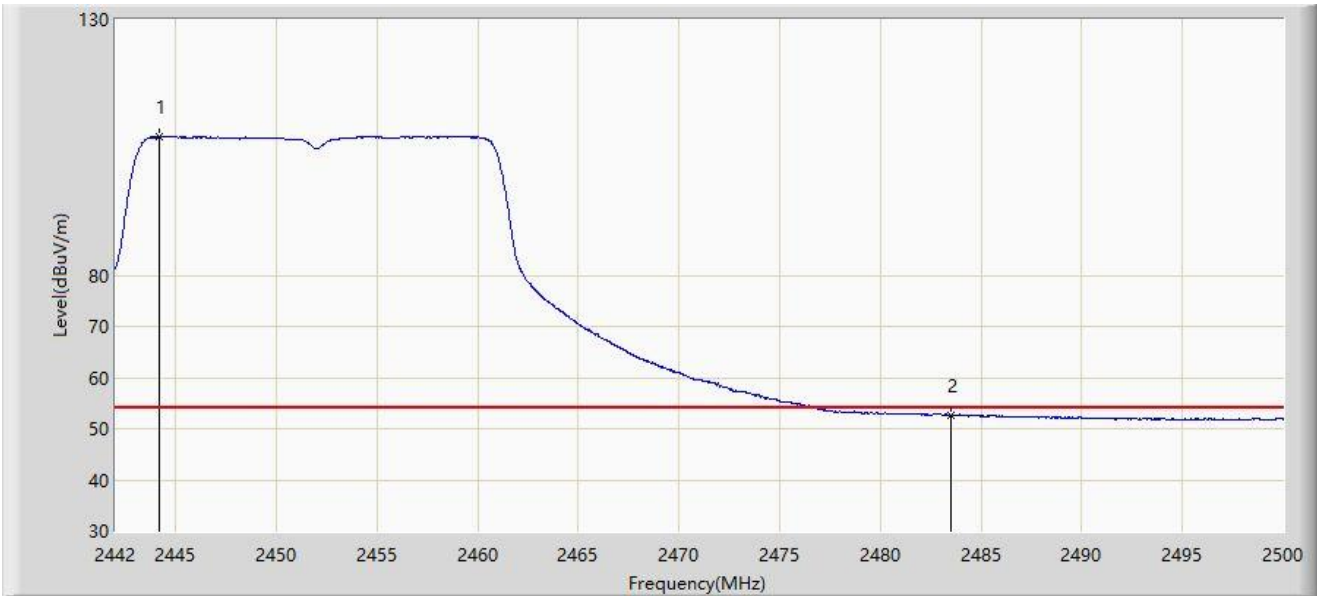
Note 1: " \* ", means this data is the worst emission level.

Note 2: Measure Level (dB $\mu$ V/m) = Reading Level (dB $\mu$ V) + Factor (dB/m).

Note 3: Factor (dB/m) = Cable Loss (dB) + Antenna Factor (dB/m).



|  |                       |
|--|-----------------------|
| Site: SIP-AC3                                  | Test Date: 2024-01-23 |
| Limit: FCC_2.4G_RE(3m)                         | Engineer: Barry Wu    |
| Probe: HF907_102861_1-18GHz                    | Polarity: Horizontal  |
| EUT: Tri-band Wi-Fi 7 Wireless AP              | Power: AC 120V/60Hz   |
| Test Mode: Transmit by 802.11n-HT20 at 2452MHz |                       |



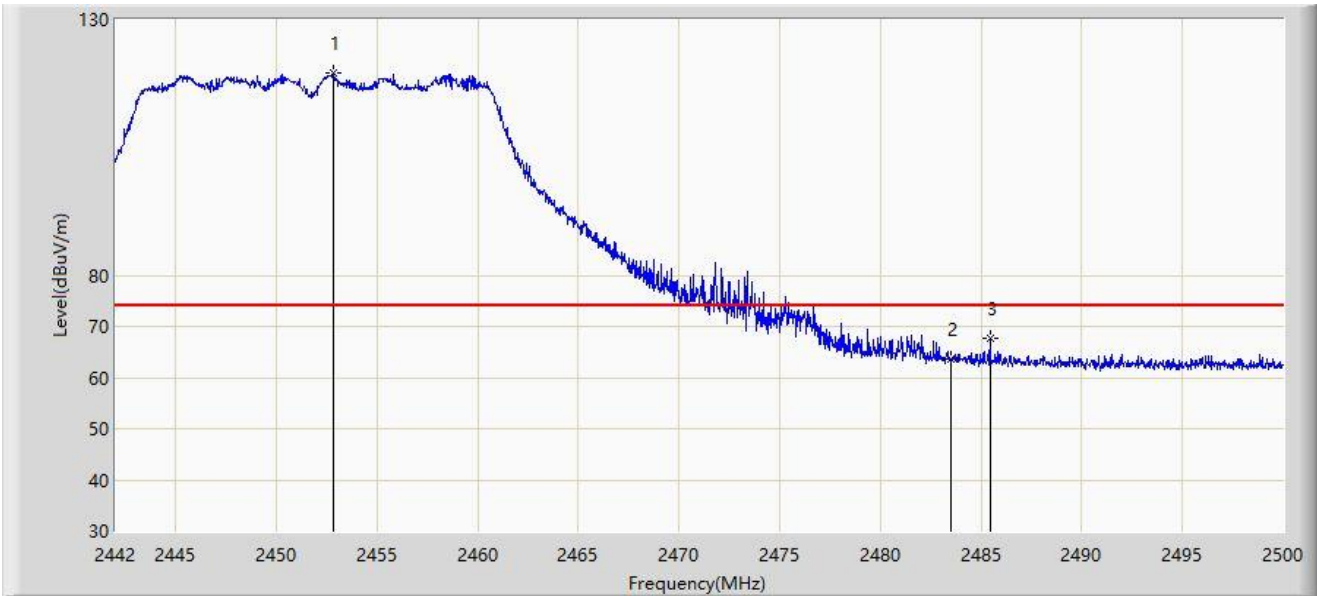
| No | Mark | Frequency (MHz) | Measure Level (dB $\mu$ V/m) | Reading Level (dB $\mu$ V) | Margin (dB) | Limit (dB $\mu$ V/m) | Factor (dB/m) | Type |
|----|------|-----------------|------------------------------|----------------------------|-------------|----------------------|---------------|------|
| 1  |      | 2444.204        | 107.182                      | 75.050                     | N/A         | N/A                  | 32.131        | AV   |
| 2  | *    | 2483.500        | 52.649                       | 20.349                     | -1.351      | 54.000               | 32.300        | AV   |

Note 1: " \* ", means this data is the worst emission level.

Note 2: Measure Level (dB $\mu$ V/m) = Reading Level (dB $\mu$ V) + Factor (dB/m).

Note 3: Factor (dB/m) = Cable Loss (dB) + Antenna Factor (dB/m).

|  |                       |
|--|-----------------------|
| Site: SIP-AC3                                  | Test Date: 2024-01-23 |
| Limit: FCC_2.4G_RE(3m)                         | Engineer: Barry Wu    |
| Probe: HF907_102861_1-18GHz                    | Polarity: Vertical    |
| EUT: Tri-band Wi-Fi 7 Wireless AP              | Power: AC 120V/60Hz   |
| Test Mode: Transmit by 802.11n-HT20 at 2452MHz |                       |



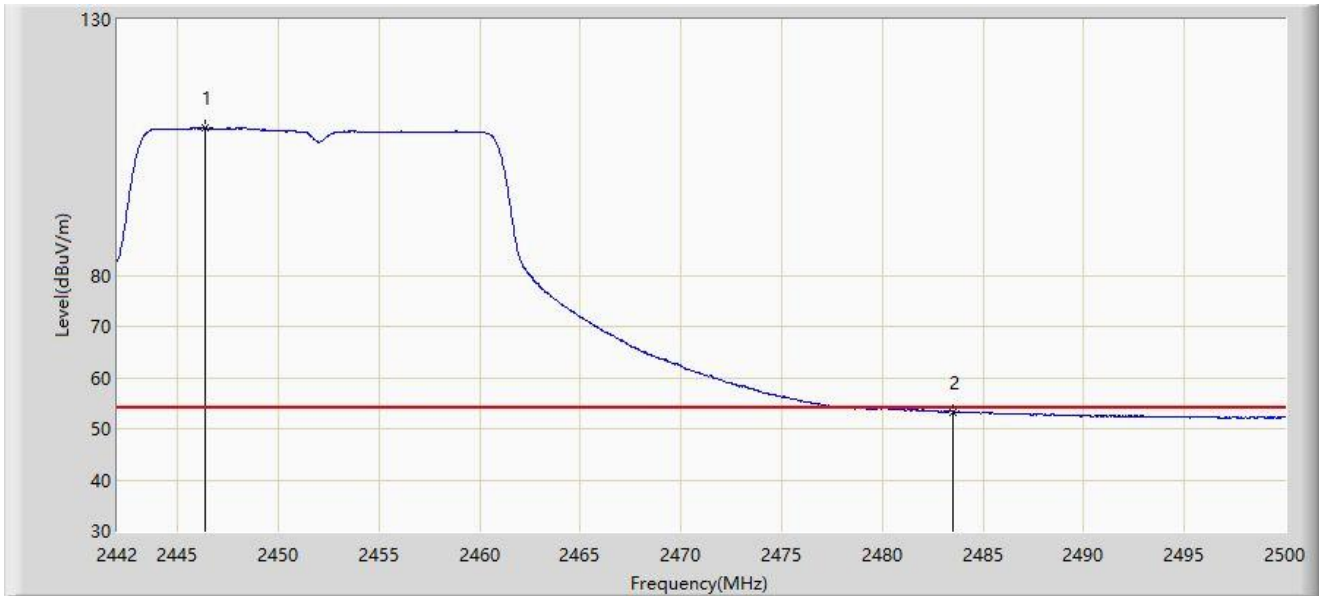
| No | Mark | Frequency (MHz) | Measure Level (dB $\mu$ V/m) | Reading Level (dB $\mu$ V) | Margin (dB) | Limit (dB $\mu$ V/m) | Factor (dB/m) | Type |
|----|------|-----------------|------------------------------|----------------------------|-------------|----------------------|---------------|------|
| 1  |      | 2452.817        | 119.465                      | 87.292                     | N/A         | N/A                  | 32.173        | PK   |
| 2  |      | 2483.500        | 63.546                       | 31.246                     | -10.454     | 74.000               | 32.300        | PK   |
| 3  | *    | 2485.442        | 67.553                       | 35.243                     | -6.447      | 74.000               | 32.310        | PK   |

Note 1: " \* ", means this data is the worst emission level.

Note 2: Measure Level (dB $\mu$ V/m) = Reading Level (dB $\mu$ V) + Factor (dB/m).

Note 3: Factor (dB/m) = Cable Loss (dB) + Antenna Factor (dB/m).

|  |                       |
|--|-----------------------|
| Site: SIP-AC3                                  | Test Date: 2024-01-23 |
| Limit: FCC_2.4G_RE(3m)                         | Engineer: Barry Wu    |
| Probe: HF907_102861_1-18GHz                    | Polarity: Vertical    |
| EUT: Tri-band Wi-Fi 7 Wireless AP              | Power: AC 120V/60Hz   |
| Test Mode: Transmit by 802.11n-HT20 at 2452MHz |                       |



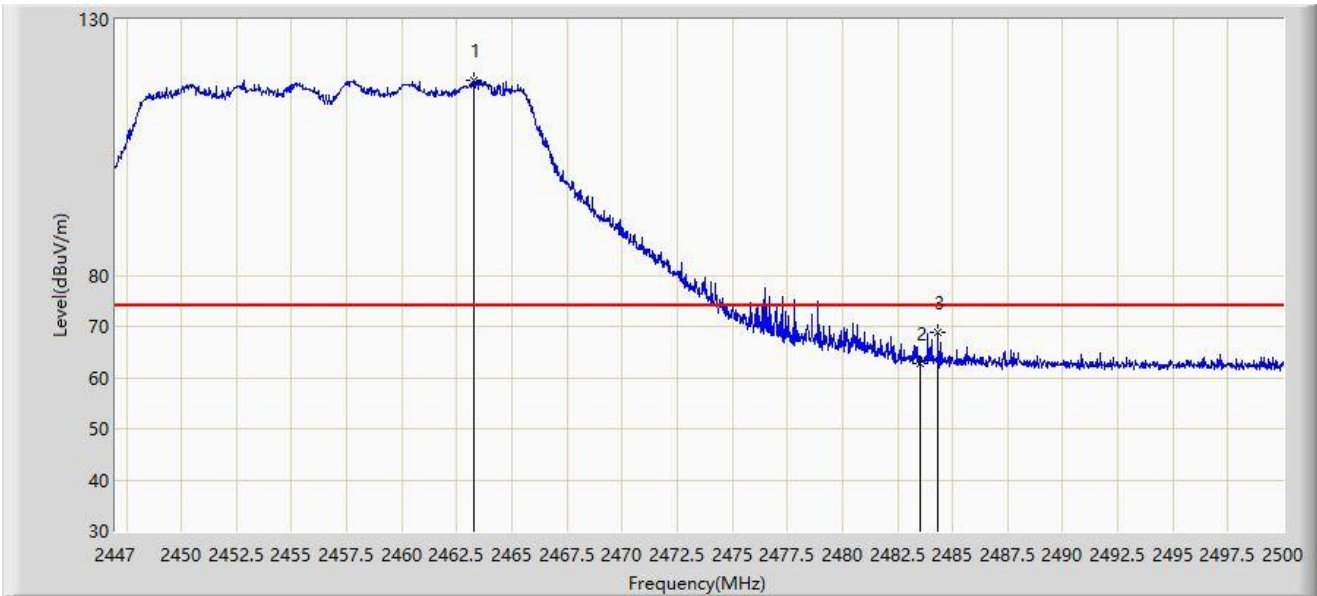
| No | Mark | Frequency (MHz) | Measure Level (dB $\mu$ V/m) | Reading Level (dB $\mu$ V) | Margin (dB) | Limit (dB $\mu$ V/m) | Factor (dB/m) | Type |
|----|------|-----------------|------------------------------|----------------------------|-------------|----------------------|---------------|------|
| 1  |      | 2446.379        | 108.781                      | 76.639                     | N/A         | N/A                  | 32.142        | AV   |
| 2  | *    | 2483.500        | 53.325                       | 21.025                     | -0.675      | 54.000               | 32.300        | AV   |

Note 1: " \* ", means this data is the worst emission level.

Note 2: Measure Level (dB $\mu$ V/m) = Reading Level (dB $\mu$ V) + Factor (dB/m).

Note 3: Factor (dB/m) = Cable Loss (dB) + Antenna Factor (dB/m).

|  |                       |
|--|-----------------------|
| Site: SIP-AC3                                  | Test Date: 2024-01-23 |
| Limit: FCC_2.4G_RE(3m)                         | Engineer: Barry Wu    |
| Probe: HF907_102861_1-18GHz                    | Polarity: Vertical    |
| EUT: Tri-band Wi-Fi 7 Wireless AP              | Power: AC 120V/60Hz   |
| Test Mode: Transmit by 802.11n-HT20 at 2457MHz |                       |



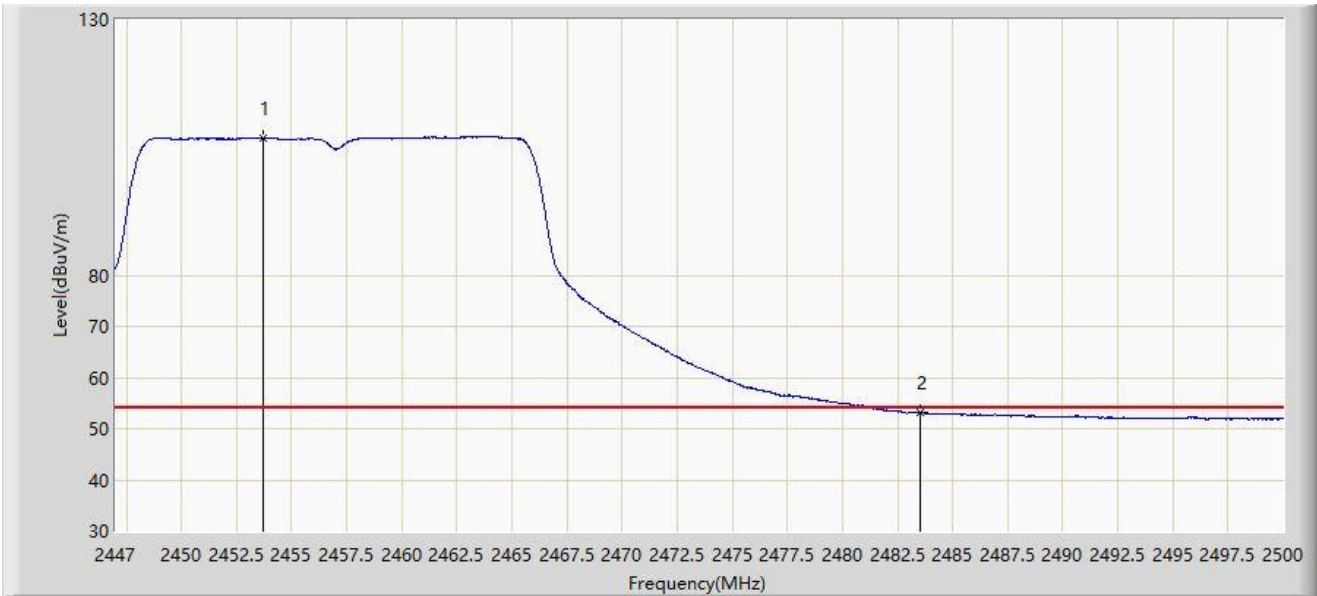
| No | Mark | Frequency (MHz) | Measure Level (dB $\mu$ V/m) | Reading Level (dB $\mu$ V) | Margin (dB) | Limit (dB $\mu$ V/m) | Factor (dB/m) | Type |
|----|------|-----------------|------------------------------|----------------------------|-------------|----------------------|---------------|------|
| 1  |      | 2463.298        | 118.054                      | 85.833                     | N/A         | N/A                  | 32.221        | PK   |
| 2  |      | 2483.500        | 62.733                       | 30.433                     | -11.267     | 74.000               | 32.300        | PK   |
| 3  | *    | 2484.338        | 68.855                       | 36.550                     | -5.145      | 74.000               | 32.305        | PK   |

Note 1: " \* ", means this data is the worst emission level.

Note 2: Measure Level (dB $\mu$ V/m) = Reading Level (dB $\mu$ V) + Factor (dB/m).

Note 3: Factor (dB/m) = Cable Loss (dB) + Antenna Factor (dB/m).

|  |                       |
|--|-----------------------|
| Site: SIP-AC3                                  | Test Date: 2024-01-23 |
| Limit: FCC_2.4G_RE(3m)                         | Engineer: Barry Wu    |
| Probe: HF907_102861_1-18GHz                    | Polarity: Vertical    |
| EUT: Tri-band Wi-Fi 7 Wireless AP              | Power: AC 120V/60Hz   |
| Test Mode: Transmit by 802.11n-HT20 at 2457MHz |                       |



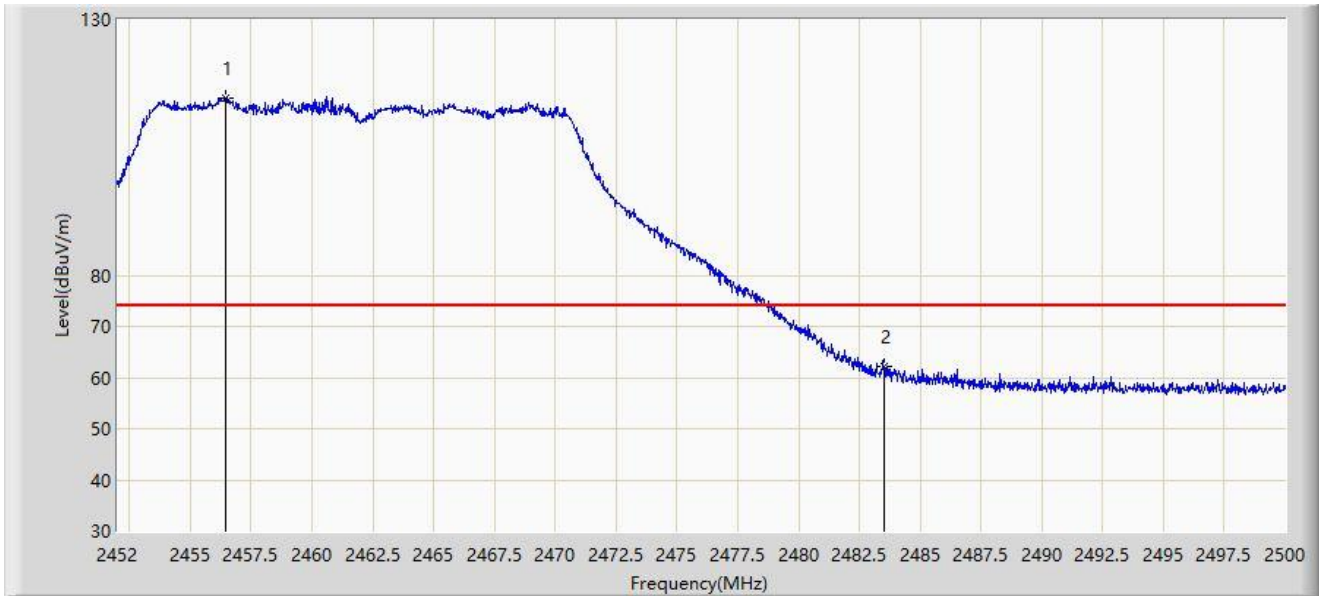
| No | Mark | Frequency (MHz) | Measure Level (dB $\mu$ V/m) | Reading Level (dB $\mu$ V) | Margin (dB) | Limit (dB $\mu$ V/m) | Factor (dB/m) | Type |
|----|------|-----------------|------------------------------|----------------------------|-------------|----------------------|---------------|------|
| 1  |      | 2453.731        | 106.896                      | 74.719                     | N/A         | N/A                  | 32.177        | AV   |
| 2  | *    | 2483.500        | 53.121                       | 20.821                     | -0.879      | 54.000               | 32.300        | AV   |

Note 1: " \* ", means this data is the worst emission level.

Note 2: Measure Level (dB $\mu$ V/m) = Reading Level (dB $\mu$ V) + Factor (dB/m).

Note 3: Factor (dB/m) = Cable Loss (dB) + Antenna Factor (dB/m).

|  |                       |
|--|-----------------------|
| Site: SIP-AC3                                  | Test Date: 2024-01-22 |
| Limit: FCC_2.4G_RE(3m)                         | Engineer: Barry Wu    |
| Probe: HF907_102861_1-18GHz                    | Polarity: Horizontal  |
| EUT: Tri-band Wi-Fi 7 Wireless AP              | Power: AC 120V/60Hz   |
| Test Mode: Transmit by 802.11n-HT20 at 2462MHz |                       |



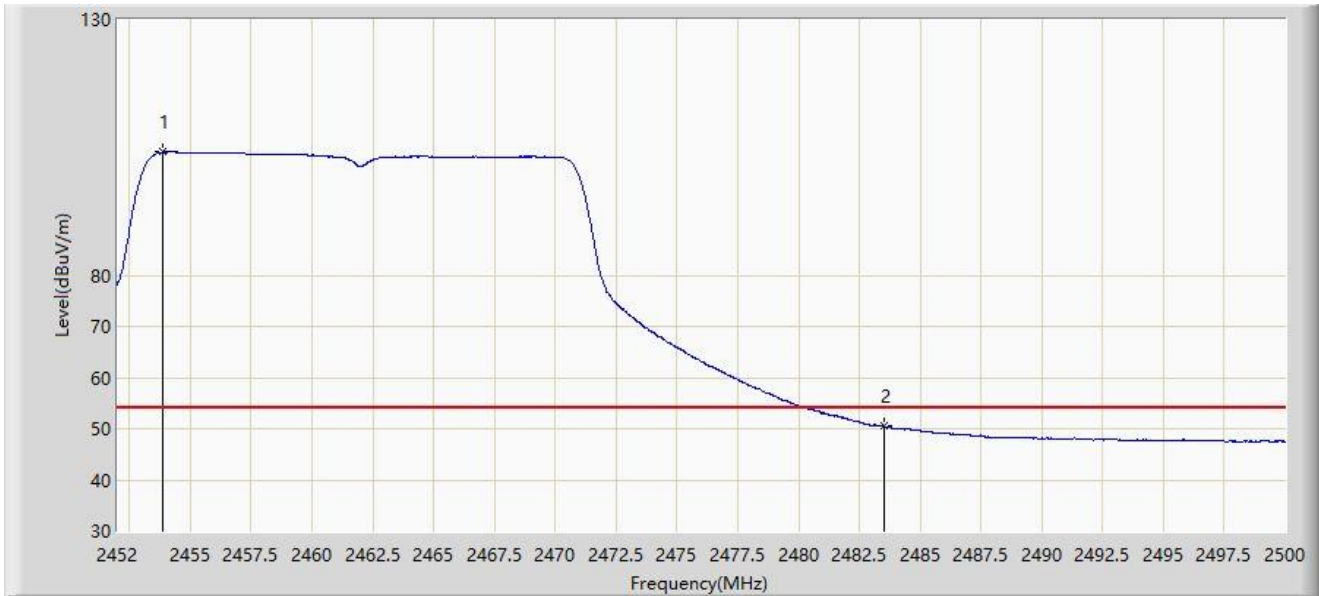
| No | Mark | Frequency (MHz) | Measure Level (dB $\mu$ V/m) | Reading Level (dB $\mu$ V) | Margin (dB) | Limit (dB $\mu$ V/m) | Factor (dB/m) | Type |
|----|------|-----------------|------------------------------|----------------------------|-------------|----------------------|---------------|------|
| 1  |      | 2456.464        | 114.700                      | 82.510                     | N/A         | N/A                  | 32.190        | PK   |
| 2  | *    | 2483.500        | 62.181                       | 29.881                     | -11.819     | 74.000               | 32.300        | PK   |

Note 1: " \* ", means this data is the worst emission level.

Note 2: Measure Level (dB $\mu$ V/m) = Reading Level (dB $\mu$ V) + Factor (dB/m).

Note 3: Factor (dB/m) = Cable Loss (dB) + Antenna Factor (dB/m).

|  |                       |
|--|-----------------------|
| Site: SIP-AC3                                  | Test Date: 2024-01-22 |
| Limit: FCC_2.4G_RE(3m)                         | Engineer: Barry Wu    |
| Probe: HF907_102861_1-18GHz                    | Polarity: Horizontal  |
| EUT: Tri-band Wi-Fi 7 Wireless AP              | Power: AC 120V/60Hz   |
| Test Mode: Transmit by 802.11n-HT20 at 2462MHz |                       |



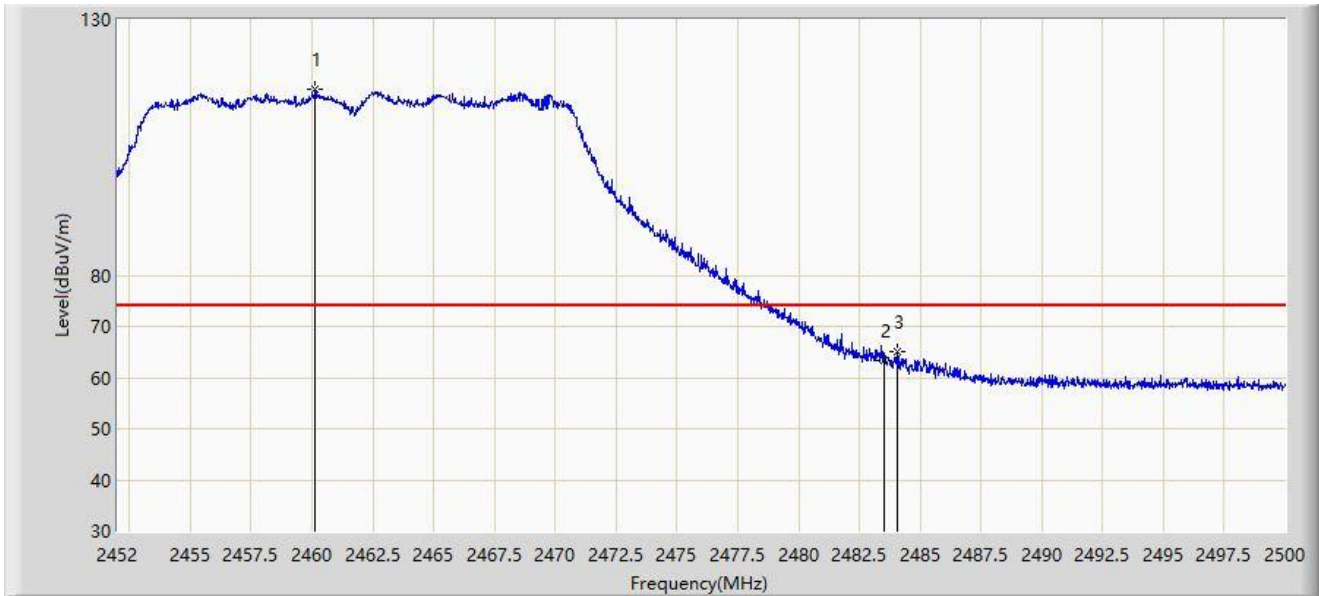
| No | Mark | Frequency (MHz) | Measure Level (dB $\mu$ V/m) | Reading Level (dB $\mu$ V) | Margin (dB) | Limit (dB $\mu$ V/m) | Factor (dB/m) | Type |
|----|------|-----------------|------------------------------|----------------------------|-------------|----------------------|---------------|------|
| 1  |      | 2453.872        | 104.073                      | 71.895                     | N/A         | N/A                  | 32.178        | AV   |
| 2  | *    | 2483.500        | 50.489                       | 18.189                     | -3.511      | 54.000               | 32.300        | AV   |

Note 1: " \* ", means this data is the worst emission level.

Note 2: Measure Level (dB $\mu$ V/m) = Reading Level (dB $\mu$ V) + Factor (dB/m).

Note 3: Factor (dB/m) = Cable Loss (dB) + Antenna Factor (dB/m).

|  |                       |
|--|-----------------------|
| Site: SIP-AC3                                  | Test Date: 2024-01-22 |
| Limit: FCC_2.4G_RE(3m)                         | Engineer: Barry Wu    |
| Probe: HF907_102861_1-18GHz                    | Polarity: Vertical    |
| EUT: Tri-band Wi-Fi 7 Wireless AP              | Power: AC 120V/60Hz   |
| Test Mode: Transmit by 802.11n-HT20 at 2462MHz |                       |



| No | Mark | Frequency (MHz) | Measure Level (dB $\mu$ V/m) | Reading Level (dB $\mu$ V) | Margin (dB) | Limit (dB $\mu$ V/m) | Factor (dB/m) | Type |
|----|------|-----------------|------------------------------|----------------------------|-------------|----------------------|---------------|------|
| 1  |      | 2460.136        | 116.249                      | 84.042                     | N/A         | N/A                  | 32.207        | PK   |
| 2  |      | 2483.500        | 63.279                       | 30.979                     | -10.721     | 74.000               | 32.300        | PK   |
| 3  | *    | 2484.040        | 65.148                       | 32.845                     | -8.852      | 74.000               | 32.303        | PK   |

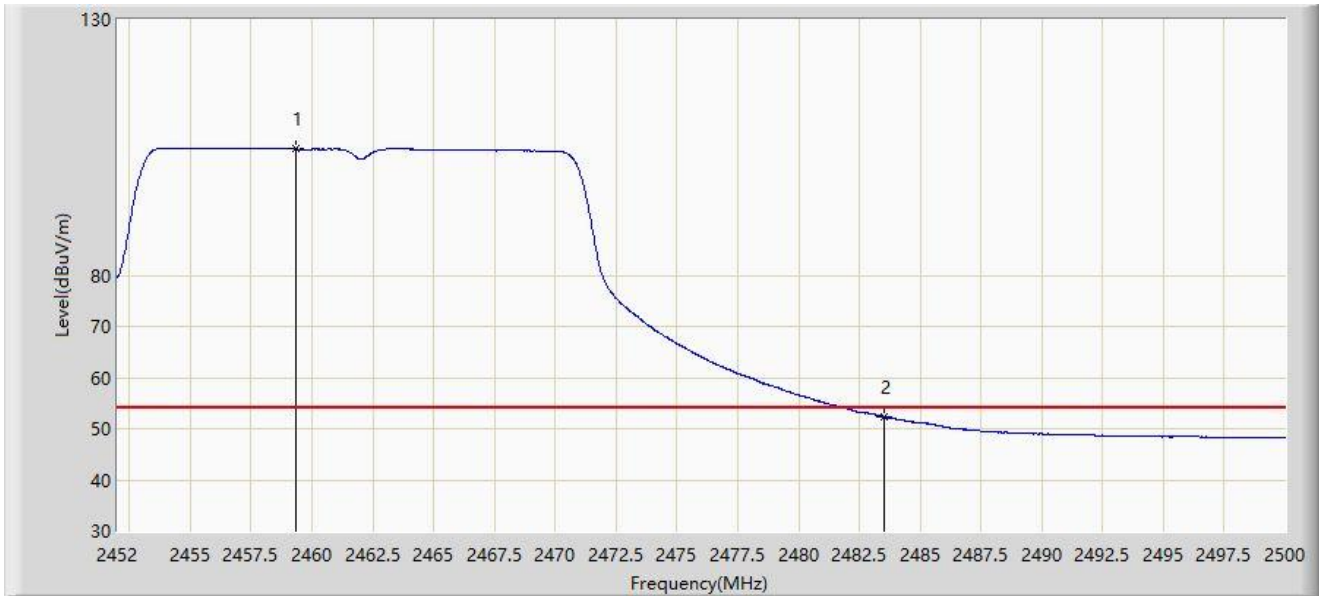
Note 1: " \* ", means this data is the worst emission level.

Note 2: Measure Level (dB $\mu$ V/m) = Reading Level (dB $\mu$ V) + Factor (dB/m).

Note 3: Factor (dB/m) = Cable Loss (dB) + Antenna Factor (dB/m).



|  |                       |
|--|-----------------------|
| Site: SIP-AC3                                  | Test Date: 2024-01-22 |
| Limit: FCC_2.4G_RE(3m)                         | Engineer: Barry Wu    |
| Probe: HF907_102861_1-18GHz                    | Polarity: Vertical    |
| EUT: Tri-band Wi-Fi 7 Wireless AP              | Power: AC 120V/60Hz   |
| Test Mode: Transmit by 802.11n-HT20 at 2462MHz |                       |



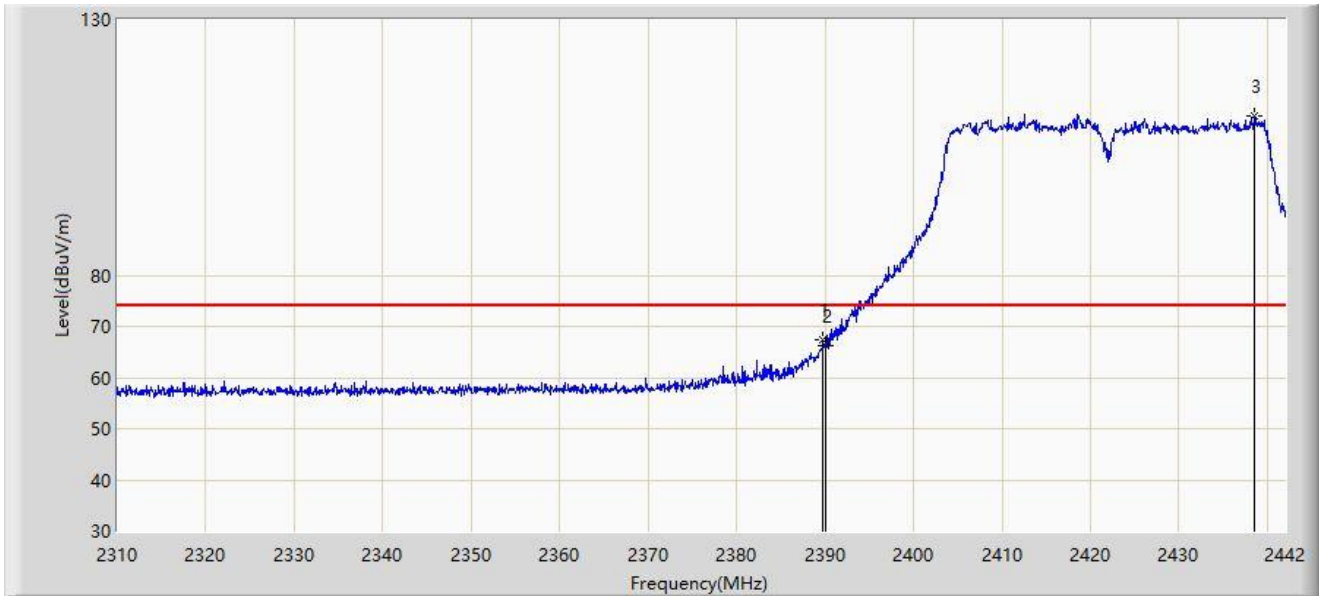
| No | Mark | Frequency (MHz) | Measure Level (dB $\mu$ V/m) | Reading Level (dB $\mu$ V) | Margin (dB) | Limit (dB $\mu$ V/m) | Factor (dB/m) | Type |
|----|------|-----------------|------------------------------|----------------------------|-------------|----------------------|---------------|------|
| 1  |      | 2459.368        | 104.691                      | 72.487                     | N/A         | N/A                  | 32.204        | AV   |
| 2  | *    | 2483.500        | 52.332                       | 20.032                     | -1.668      | 54.000               | 32.300        | AV   |

Note 1: " \* ", means this data is the worst emission level.

Note 2: Measure Level (dB $\mu$ V/m) = Reading Level (dB $\mu$ V) + Factor (dB/m).

Note 3: Factor (dB/m) = Cable Loss (dB) + Antenna Factor (dB/m).

|  |                       |
|--|-----------------------|
| Site: SIP-AC3                                  | Test Date: 2024-01-22 |
| Limit: FCC_2.4G_RE(3m)                         | Engineer: Barry Wu    |
| Probe: HF907_102861_1-18GHz                    | Polarity: Horizontal  |
| EUT: Tri-band Wi-Fi 7 Wireless AP              | Power: AC 120V/60Hz   |
| Test Mode: Transmit by 802.11n-HT40 at 2422MHz |                       |



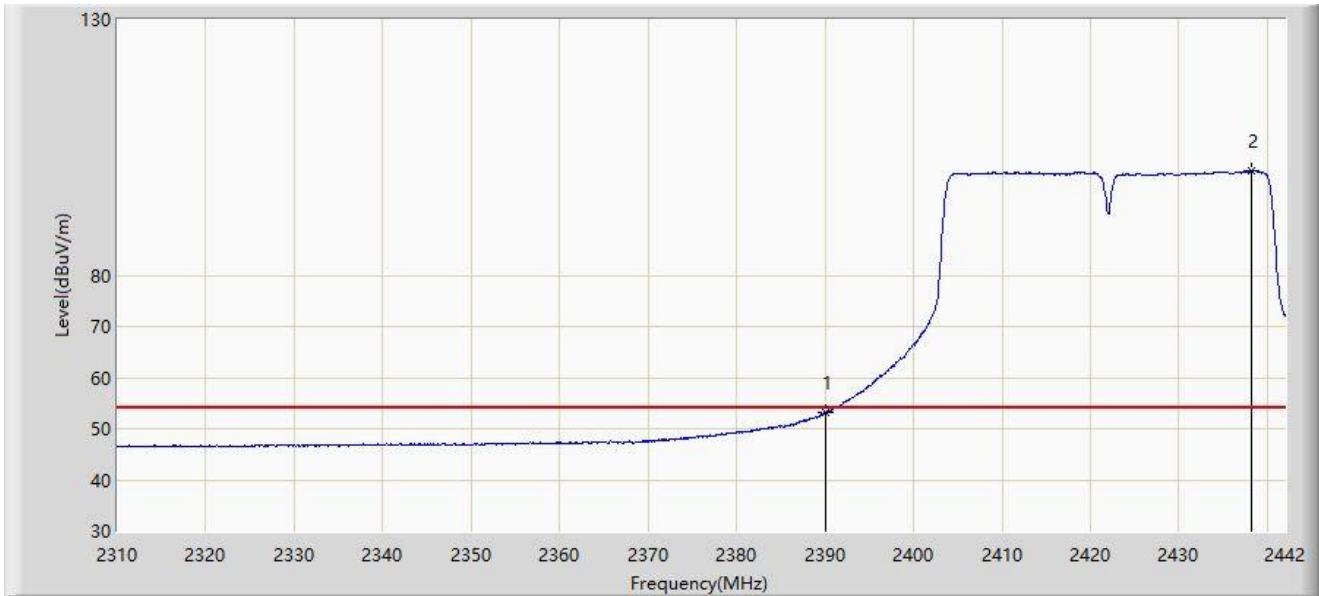
| No | Mark | Frequency (MHz) | Measure Level (dB $\mu$ V/m) | Reading Level (dB $\mu$ V) | Margin (dB) | Limit (dB $\mu$ V/m) | Factor (dB/m) | Type |
|----|------|-----------------|------------------------------|----------------------------|-------------|----------------------|---------------|------|
| 1  | *    | 2389.794        | 67.382                       | 35.359                     | -6.618      | 74.000               | 32.022        | PK   |
| 2  |      | 2390.000        | 66.126                       | 34.103                     | -7.874      | 74.000               | 32.023        | PK   |
| 3  |      | 2438.502        | 111.268                      | 79.166                     | N/A         | N/A                  | 32.101        | PK   |

Note 1: " \* ", means this data is the worst emission level.

Note 2: Measure Level (dB $\mu$ V/m) = Reading Level (dB $\mu$ V) + Factor (dB/m).

Note 3: Factor (dB/m) = Cable Loss (dB) + Antenna Factor (dB/m).

|  |                       |
|--|-----------------------|
| Site: SIP-AC3                                  | Test Date: 2024-01-22 |
| Limit: FCC_2.4G_RE(3m)                         | Engineer: Barry Wu    |
| Probe: HF907_102861_1-18GHz                    | Polarity: Horizontal  |
| EUT: Tri-band Wi-Fi 7 Wireless AP              | Power: AC 120V/60Hz   |
| Test Mode: Transmit by 802.11n-HT40 at 2422MHz |                       |



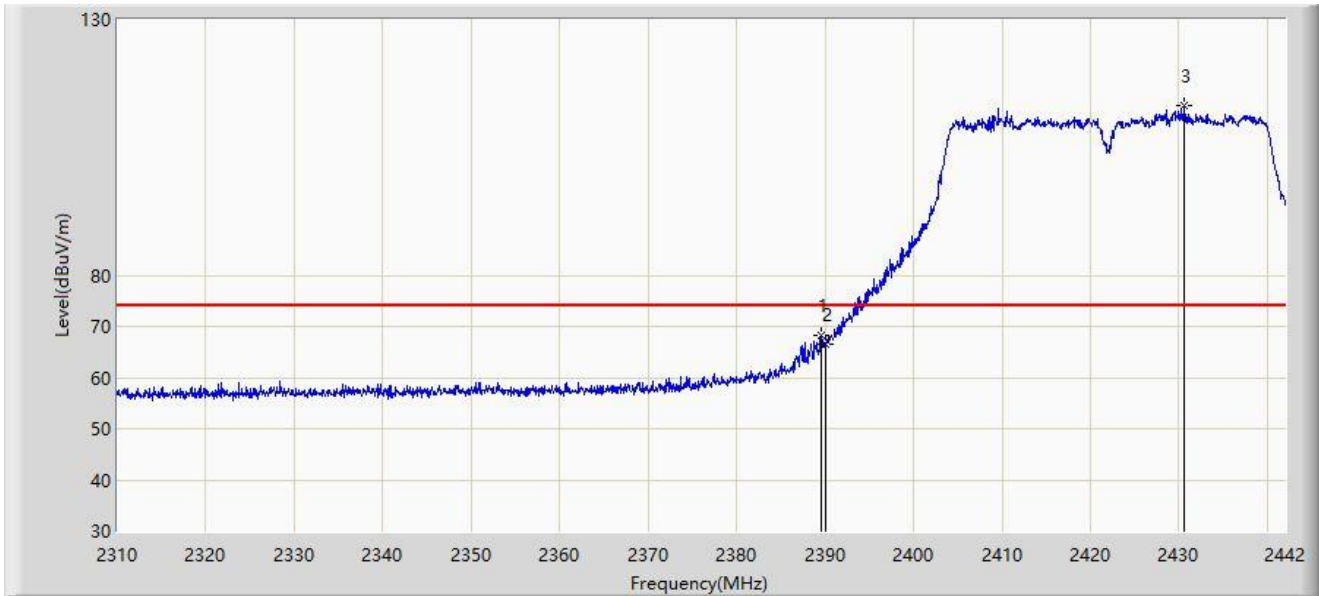
| No | Mark | Frequency (MHz) | Measure Level (dB $\mu$ V/m) | Reading Level (dB $\mu$ V) | Margin (dB) | Limit (dB $\mu$ V/m) | Factor (dB/m) | Type |
|----|------|-----------------|------------------------------|----------------------------|-------------|----------------------|---------------|------|
| 1  | *    | 2390.000        | 53.178                       | 21.155                     | -0.822      | 54.000               | 32.023        | AV   |
| 2  |      | 2438.238        | 100.430                      | 68.330                     | N/A         | N/A                  | 32.100        | AV   |

Note 1: " \* ", means this data is the worst emission level.

Note 2: Measure Level (dB $\mu$ V/m) = Reading Level (dB $\mu$ V) + Factor (dB/m).

Note 3: Factor (dB/m) = Cable Loss (dB) + Antenna Factor (dB/m).

|  |                       |
|--|-----------------------|
| Site: SIP-AC3                                  | Test Date: 2024-01-22 |
| Limit: FCC_2.4G_RE(3m)                         | Engineer: Barry Wu    |
| Probe: HF907_102861_1-18GHz                    | Polarity: Vertical    |
| EUT: Tri-band Wi-Fi 7 Wireless AP              | Power: AC 120V/60Hz   |
| Test Mode: Transmit by 802.11n-HT40 at 2422MHz |                       |



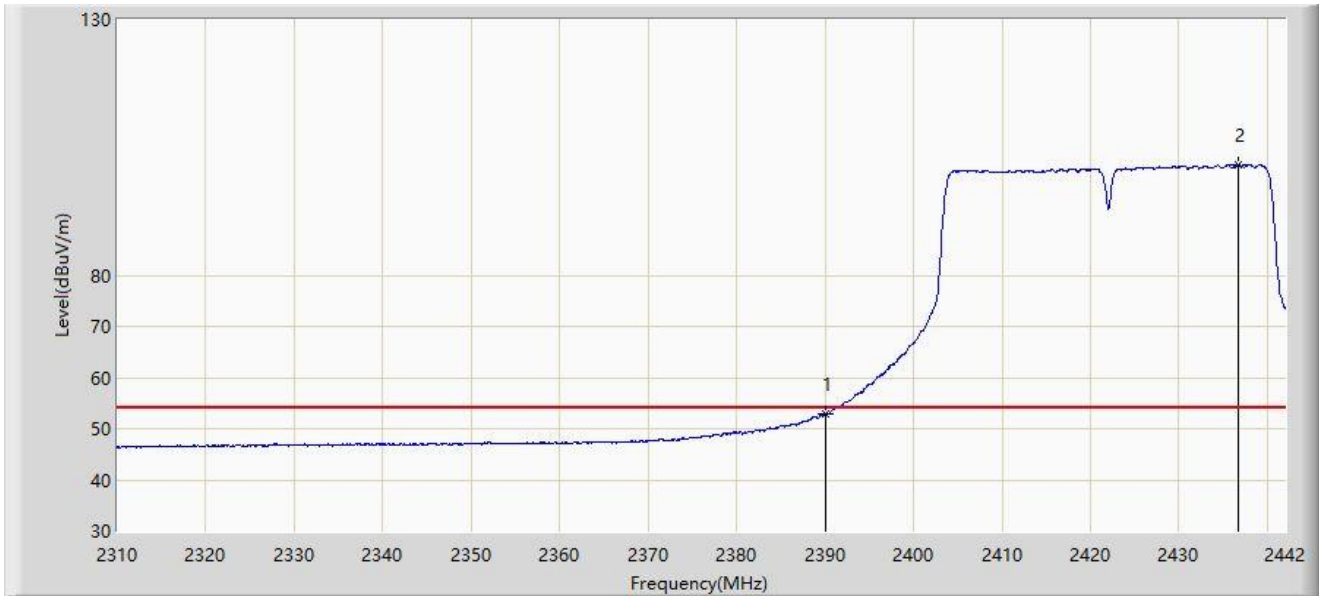
| No | Mark | Frequency (MHz) | Measure Level (dB $\mu$ V/m) | Reading Level (dB $\mu$ V) | Margin (dB) | Limit (dB $\mu$ V/m) | Factor (dB/m) | Type |
|----|------|-----------------|------------------------------|----------------------------|-------------|----------------------|---------------|------|
| 1  | *    | 2389.530        | 68.243                       | 36.221                     | -5.757      | 74.000               | 32.022        | PK   |
| 2  |      | 2390.000        | 66.522                       | 34.499                     | -7.478      | 74.000               | 32.023        | PK   |
| 3  |      | 2430.582        | 113.242                      | 81.182                     | N/A         | N/A                  | 32.060        | PK   |

Note 1: " \* ", means this data is the worst emission level.

Note 2: Measure Level (dB $\mu$ V/m) = Reading Level (dB $\mu$ V) + Factor (dB/m).

Note 3: Factor (dB/m) = Cable Loss (dB) + Antenna Factor (dB/m).

|  |                       |
|--|-----------------------|
| Site: SIP-AC3                                  | Test Date: 2024-01-22 |
| Limit: FCC_2.4G_RE(3m)                         | Engineer: Barry Wu    |
| Probe: HF907_102861_1-18GHz                    | Polarity: Vertical    |
| EUT: Tri-band Wi-Fi 7 Wireless AP              | Power: AC 120V/60Hz   |
| Test Mode: Transmit by 802.11n-HT40 at 2422MHz |                       |



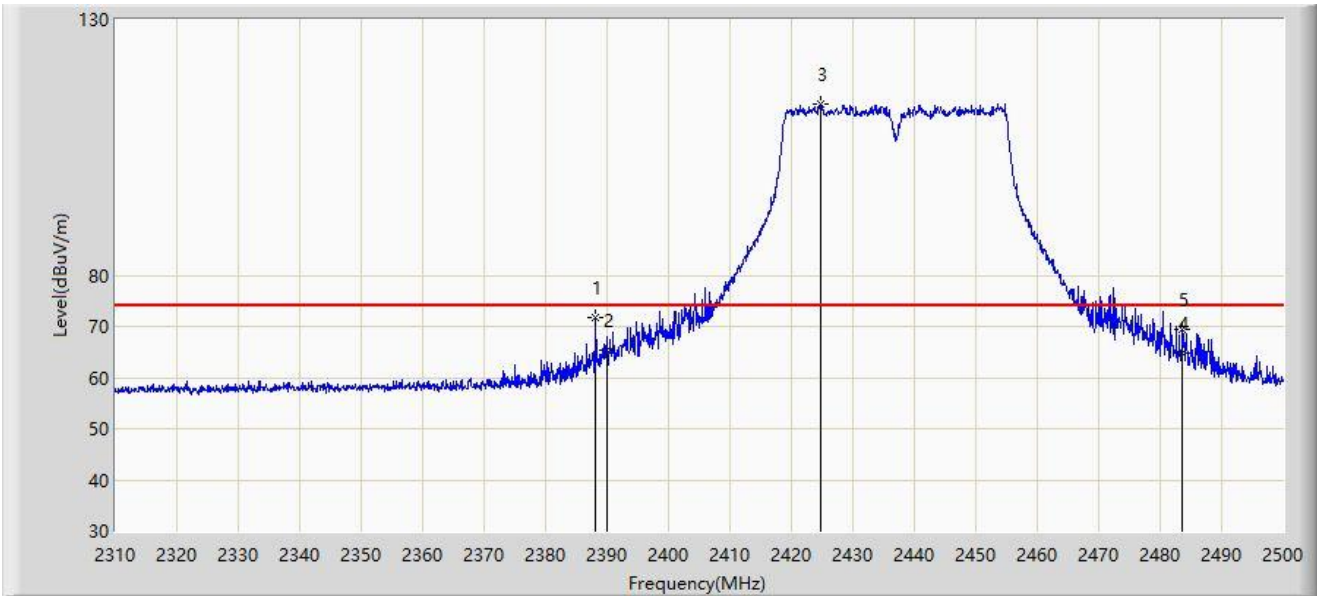
| No | Mark | Frequency (MHz) | Measure Level (dB $\mu$ V/m) | Reading Level (dB $\mu$ V) | Margin (dB) | Limit (dB $\mu$ V/m) | Factor (dB/m) | Type |
|----|------|-----------------|------------------------------|----------------------------|-------------|----------------------|---------------|------|
| 1  | *    | 2390.000        | 52.803                       | 20.780                     | -1.197      | 54.000               | 32.023        | AV   |
| 2  |      | 2436.786        | 101.649                      | 69.556                     | N/A         | N/A                  | 32.092        | AV   |

Note 1: " \* ", means this data is the worst emission level.

Note 2: Measure Level (dB $\mu$ V/m) = Reading Level (dB $\mu$ V) + Factor (dB/m).

Note 3: Factor (dB/m) = Cable Loss (dB) + Antenna Factor (dB/m).

|  |                       |
|--|-----------------------|
| Site: SIP-AC3                                  | Test Date: 2024-01-23 |
| Limit: FCC_2.4G_RE(3m)                         | Engineer: Barry Wu    |
| Probe: HF907_102861_1-18GHz                    | Polarity: Horizontal  |
| EUT: Tri-band Wi-Fi 7 Wireless AP              | Power: AC 120V/60Hz   |
| Test Mode: Transmit by 802.11n-HT40 at 2437MHz |                       |



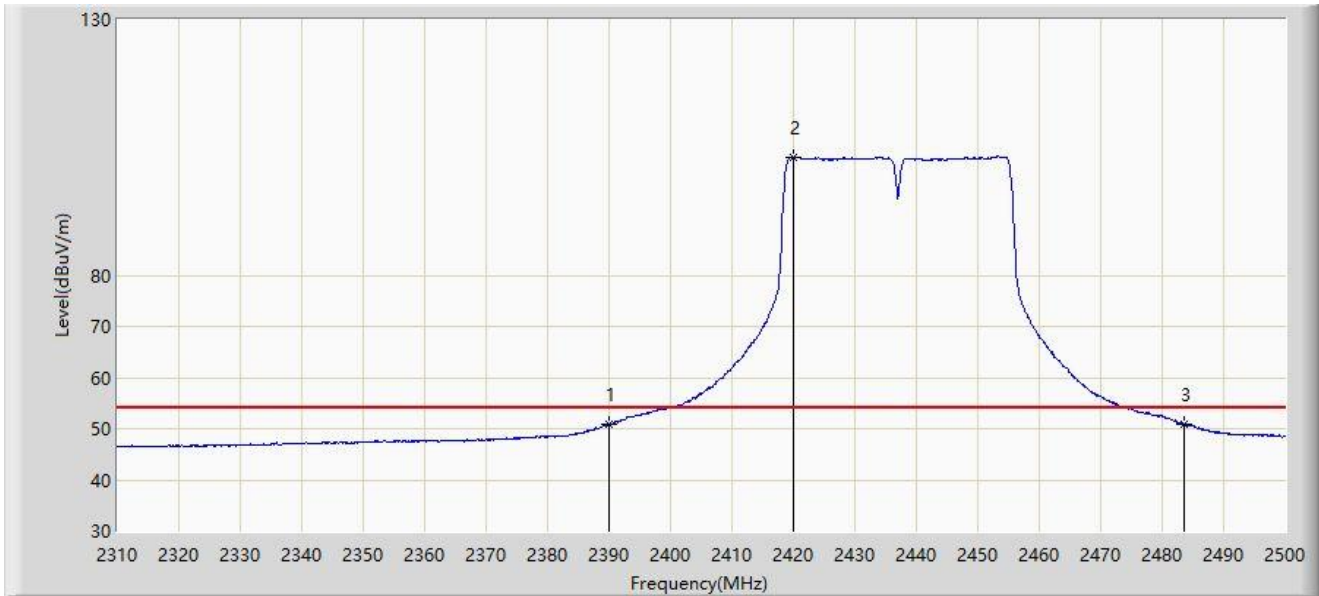
| No | Mark | Frequency (MHz) | Measure Level (dBμV/m) | Reading Level (dBμV) | Margin (dB) | Limit (dBμV/m) | Factor (dB/m) | Type |
|----|------|-----------------|------------------------|----------------------|-------------|----------------|---------------|------|
| 1  | *    | 2388.185        | 71.869                 | 39.850               | -2.131      | 74.000         | 32.020        | PK   |
| 2  |      | 2390.000        | 65.447                 | 33.424               | -8.553      | 74.000         | 32.023        | PK   |
| 3  |      | 2424.665        | 113.357                | 81.311               | N/A         | N/A            | 32.046        | PK   |
| 4  |      | 2483.500        | 64.920                 | 32.620               | -9.080      | 74.000         | 32.300        | PK   |
| 5  |      | 2483.565        | 69.303                 | 37.002               | -4.697      | 74.000         | 32.301        | PK   |

Note 1: " \* ", means this data is the worst emission level.

Note 2: Measure Level (dBμV/m) = Reading Level (dBμV) + Factor (dB/m).

Note 3: Factor (dB/m) = Cable Loss (dB) + Antenna Factor (dB/m).

|  |                       |
|--|-----------------------|
| Site: SIP-AC3                                  | Test Date: 2024-01-23 |
| Limit: FCC_2.4G_RE(3m)                         | Engineer: Barry Wu    |
| Probe: HF907_102861_1-18GHz                    | Polarity: Horizontal  |
| EUT: Tri-band Wi-Fi 7 Wireless AP              | Power: AC 120V/60Hz   |
| Test Mode: Transmit by 802.11n-HT40 at 2437MHz |                       |



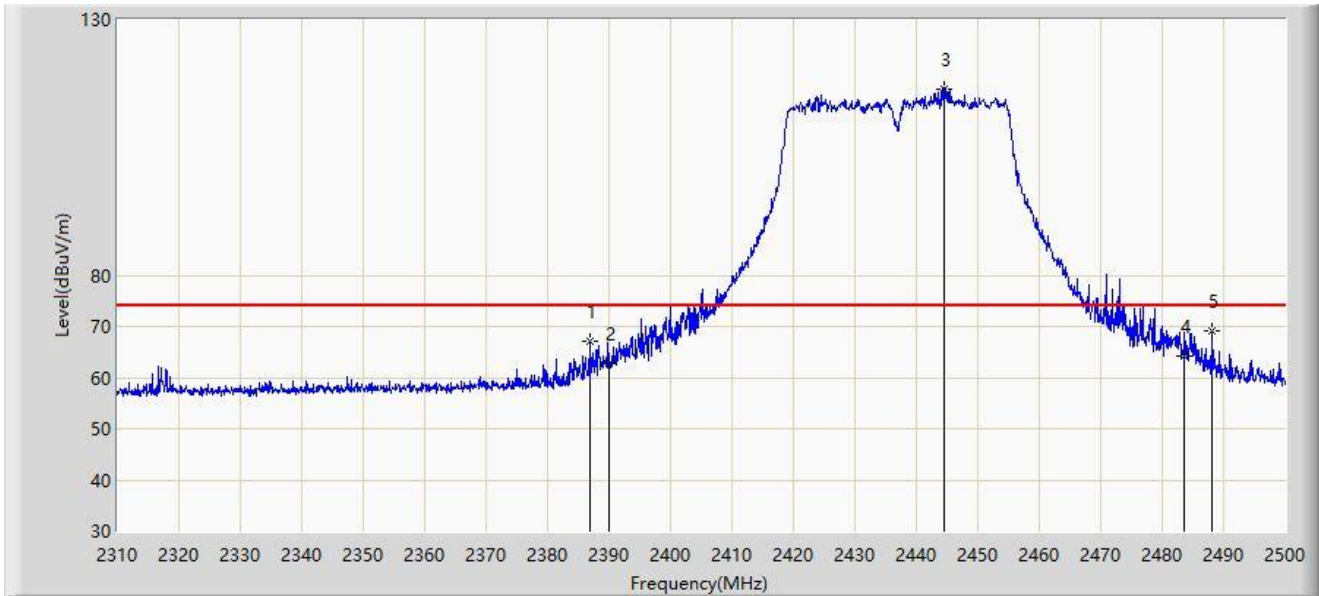
| No | Mark | Frequency (MHz) | Measure Level (dB $\mu$ V/m) | Reading Level (dB $\mu$ V) | Margin (dB) | Limit (dB $\mu$ V/m) | Factor (dB/m) | Type |
|----|------|-----------------|------------------------------|----------------------------|-------------|----------------------|---------------|------|
| 1  |      | 2390.000        | 50.727                       | 18.704                     | -3.273      | 54.000               | 32.023        | AV   |
| 2  |      | 2420.010        | 103.149                      | 71.103                     | N/A         | N/A                  | 32.045        | AV   |
| 3  | *    | 2483.500        | 50.857                       | 18.557                     | -3.143      | 54.000               | 32.300        | AV   |

Note 1: " \* ", means this data is the worst emission level.

Note 2: Measure Level (dB $\mu$ V/m) = Reading Level (dB $\mu$ V) + Factor (dB/m).

Note 3: Factor (dB/m) = Cable Loss (dB) + Antenna Factor (dB/m).

|   |                       |
|---|-----------------------|
| Site: SIP-AC3                                 | Test Date: 2024-01-23 |
| Limit: FCC_2.4G_RE(3m)                        | Engineer: Barry Wu    |
| Probe: HF907_102861_1-18GHz                   | Polarity: Vertical    |
| EUT: Tri-band Wi-Fi 7 Wireless AP             | Power: AC 120V/60Hz   |
| Test Mode: Transmit by 802.11n-HT40 at 2437MH |                       |



| No | Mark | Frequency (MHz) | Measure Level (dBμV/m) | Reading Level (dBμV) | Margin (dB) | Limit (dBμV/m) | Factor (dB/m) | Type |
|----|------|-----------------|------------------------|----------------------|-------------|----------------|---------------|------|
| 1  |      | 2386.855        | 67.212                 | 35.195               | -6.788      | 74.000         | 32.017        | PK   |
| 2  |      | 2390.000        | 62.703                 | 30.680               | -11.297     | 74.000         | 32.023        | PK   |
| 3  |      | 2444.425        | 116.515                | 84.382               | N/A         | N/A            | 32.133        | PK   |
| 4  |      | 2483.500        | 64.104                 | 31.804               | -9.896      | 74.000         | 32.300        | PK   |
| 5  | *    | 2488.125        | 69.086                 | 36.762               | -4.914      | 74.000         | 32.325        | PK   |

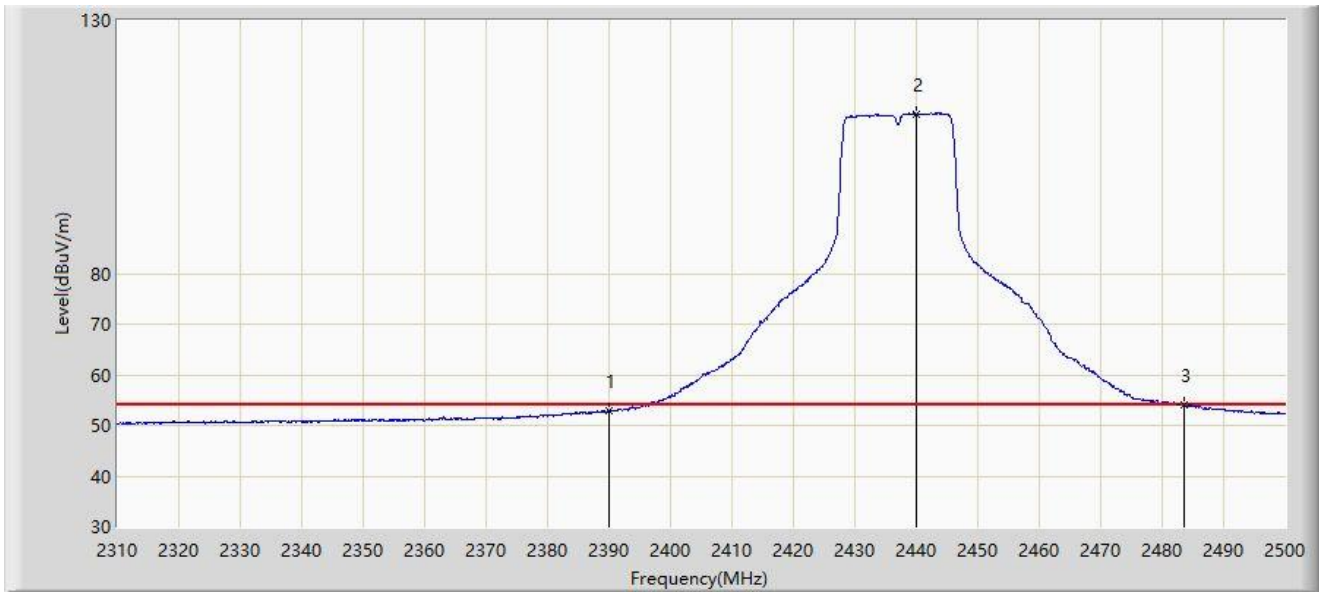
Note 1: " \* ", means this data is the worst emission level.

Note 2: Measure Level (dBμV/m) = Reading Level (dBμV) + Factor (dB/m).

Note 3: Factor (dB/m) = Cable Loss (dB) + Antenna Factor (dB/m).



|  |                       |
|--|-----------------------|
| Site: SIP-AC3                                  | Test Date: 2024-01-23 |
| Limit: FCC_2.4G_RE(3m)                         | Engineer: Barry Wu    |
| Probe: HF907_102861_1-18GHz                    | Polarity: Vertical    |
| EUT: Tri-band Wi-Fi 7 Wireless AP              | Power: AC 120V/60Hz   |
| Test Mode: Transmit by 802.11n-HT20 at 2437MHz |                       |



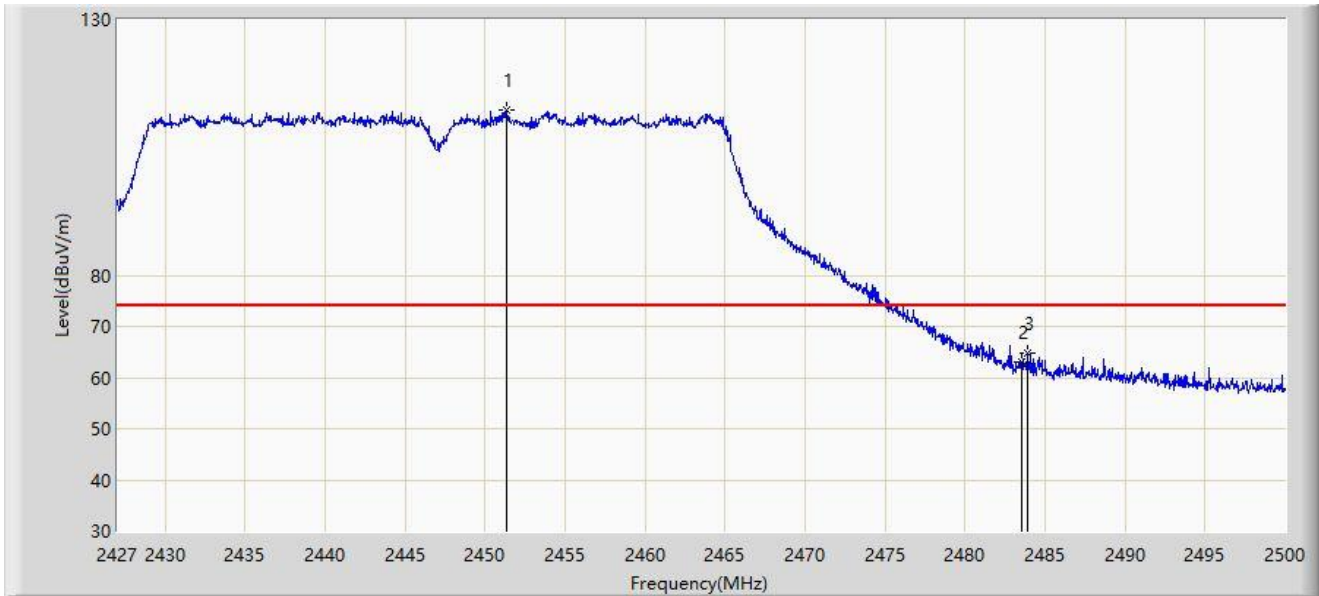
| No | Mark | Frequency (MHz) | Measure Level (dBμV/m) | Reading Level (dBμV) | Margin (dB) | Limit (dBμV/m) | Factor (dB/m) | Type |
|----|------|-----------------|------------------------|----------------------|-------------|----------------|---------------|------|
| 1  |      | 2390.000        | 52.980                 | 20.957               | -1.020      | 54.000         | 32.023        | AV   |
| 2  |      | 2439.960        | 111.543                | 79.434               | N/A         | N/A            | 32.109        | AV   |
| 3  | *    | 2483.500        | 53.970                 | 21.670               | -0.030      | 54.000         | 32.300        | AV   |

Note 1: " \* ", means this data is the worst emission level.

Note 2: Measure Level (dBμV/m) = Reading Level (dBμV) + Factor (dB/m).

Note 3: Factor (dB/m) = Cable Loss (dB) + Antenna Factor (dB/m).

|  |                       |
|--|-----------------------|
| Site: SIP-AC3                                  | Test Date: 2024-01-23 |
| Limit: FCC_2.4G_RE(3m)                         | Engineer: Barry Wu    |
| Probe: HF907_102861_1-18GHz                    | Polarity: Horizontal  |
| EUT: Tri-band Wi-Fi 7 Wireless AP              | Power: AC 120V/60Hz   |
| Test Mode: Transmit by 802.11n-HT40 at 2447MHz |                       |



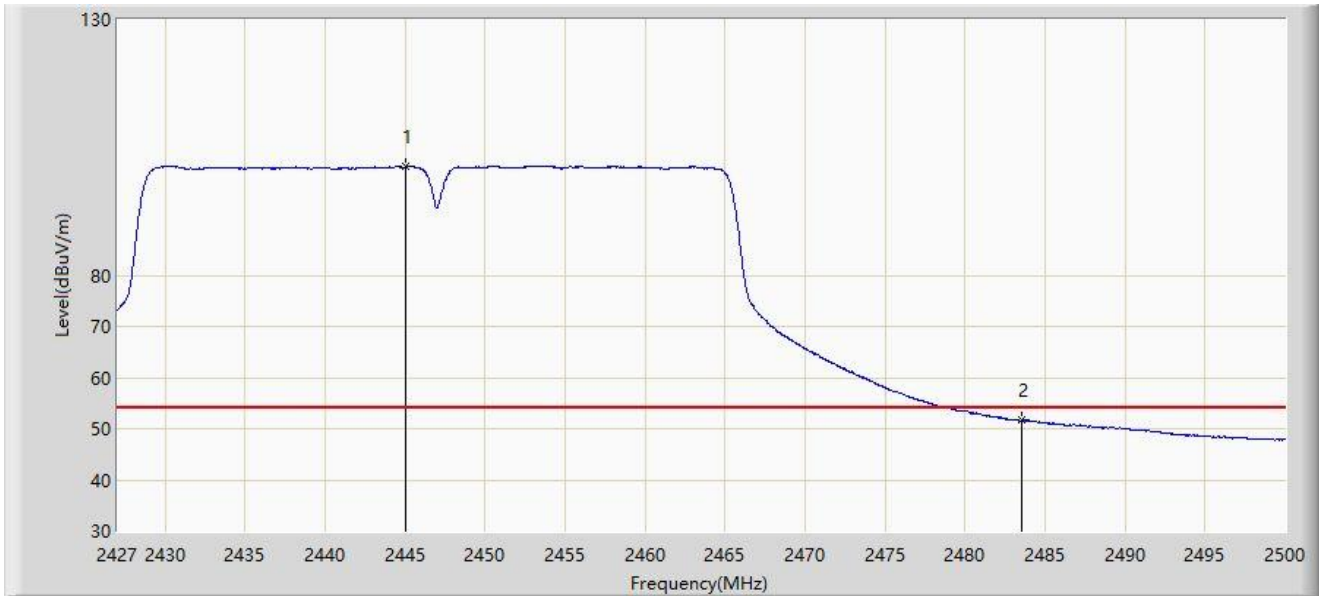
| No | Mark | Frequency (MHz) | Measure Level (dB $\mu$ V/m) | Reading Level (dB $\mu$ V) | Margin (dB) | Limit (dB $\mu$ V/m) | Factor (dB/m) | Type |
|----|------|-----------------|------------------------------|----------------------------|-------------|----------------------|---------------|------|
| 1  |      | 2451.345        | 112.248                      | 80.082                     | N/A         | N/A                  | 32.166        | PK   |
| 2  |      | 2483.500        | 62.948                       | 30.648                     | -11.052     | 74.000               | 32.300        | PK   |
| 3  | *    | 2483.940        | 64.707                       | 32.404                     | -9.293      | 74.000               | 32.303        | PK   |

Note 1: " \* ", means this data is the worst emission level.

Note 2: Measure Level (dB $\mu$ V/m) = Reading Level (dB $\mu$ V) + Factor (dB/m).

Note 3: Factor (dB/m) = Cable Loss (dB) + Antenna Factor (dB/m).

|  |                       |
|--|-----------------------|
| Site: SIP-AC3                                  | Test Date: 2024-01-23 |
| Limit: FCC_2.4G_RE(3m)                         | Engineer: Barry Wu    |
| Probe: HF907_102861_1-18GHz                    | Polarity: Horizontal  |
| EUT: Tri-band Wi-Fi 7 Wireless AP              | Power: AC 120V/60Hz   |
| Test Mode: Transmit by 802.11n-HT40 at 2447MHz |                       |



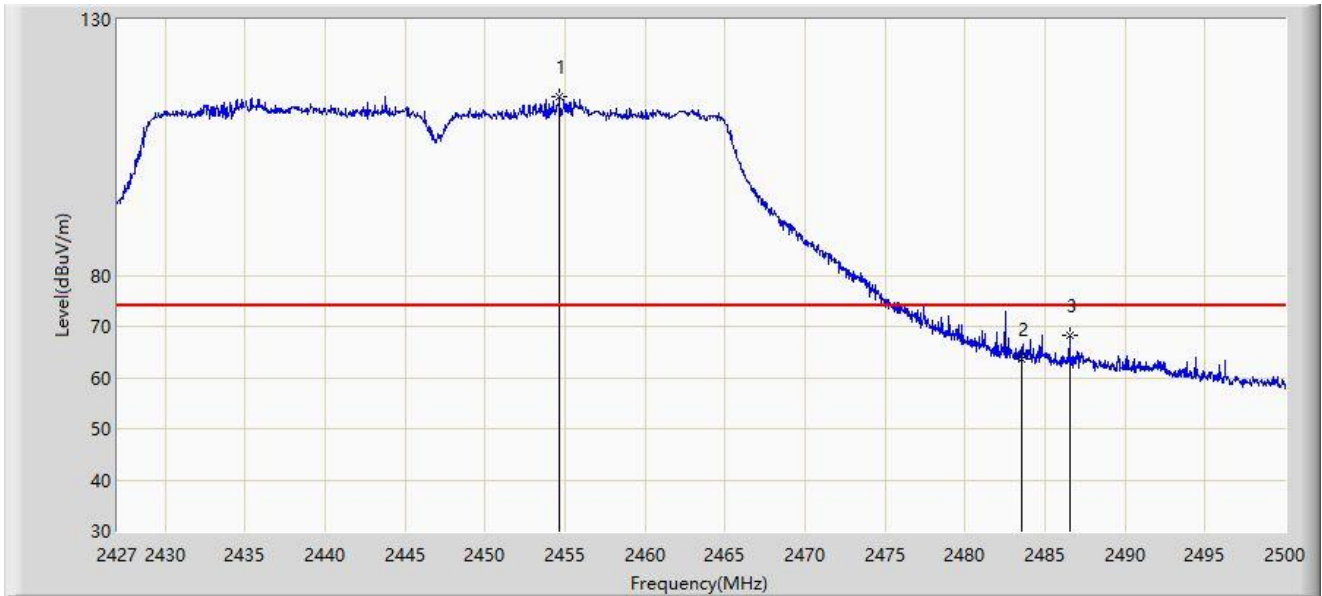
| No | Mark | Frequency (MHz) | Measure Level (dB $\mu$ V/m) | Reading Level (dB $\mu$ V) | Margin (dB) | Limit (dB $\mu$ V/m) | Factor (dB/m) | Type |
|----|------|-----------------|------------------------------|----------------------------|-------------|----------------------|---------------|------|
| 1  |      | 2445.031        | 101.284                      | 69.148                     | N/A         | N/A                  | 32.136        | AV   |
| 2  | *    | 2483.500        | 51.606                       | 19.306                     | -2.394      | 54.000               | 32.300        | AV   |

Note 1: " \* ", means this data is the worst emission level.

Note 2: Measure Level (dB $\mu$ V/m) = Reading Level (dB $\mu$ V) + Factor (dB/m).

Note 3: Factor (dB/m) = Cable Loss (dB) + Antenna Factor (dB/m).

|  |                       |
|--|-----------------------|
| Site: SIP-AC3                                  | Test Date: 2024-01-23 |
| Limit: FCC_2.4G_RE(3m)                         | Engineer: Barry Wu    |
| Probe: HF907_102861_1-18GHz                    | Polarity: Vertical    |
| EUT: Tri-band Wi-Fi 7 Wireless AP              | Power: AC 120V/60Hz   |
| Test Mode: Transmit by 802.11n-HT40 at 2447MHz |                       |



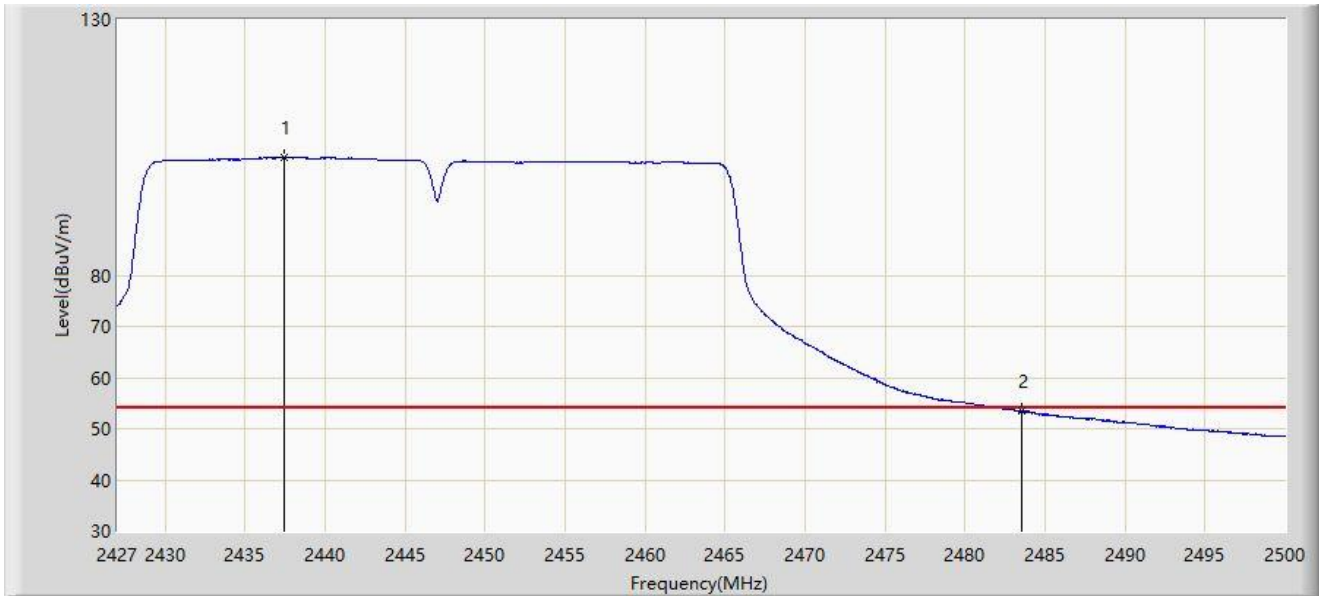
| No | Mark | Frequency (MHz) | Measure Level (dB $\mu$ V/m) | Reading Level (dB $\mu$ V) | Margin (dB) | Limit (dB $\mu$ V/m) | Factor (dB/m) | Type |
|----|------|-----------------|------------------------------|----------------------------|-------------|----------------------|---------------|------|
| 1  |      | 2454.631        | 114.909                      | 82.728                     | N/A         | N/A                  | 32.181        | PK   |
| 2  |      | 2483.500        | 63.700                       | 31.400                     | -10.300     | 74.000               | 32.300        | PK   |
| 3  | *    | 2486.531        | 68.401                       | 36.085                     | -5.599      | 74.000               | 32.316        | PK   |

Note 1: " \* ", means this data is the worst emission level.

Note 2: Measure Level (dB $\mu$ V/m) = Reading Level (dB $\mu$ V) + Factor (dB/m).

Note 3: Factor (dB/m) = Cable Loss (dB) + Antenna Factor (dB/m).

|  |                       |
|--|-----------------------|
| Site: SIP-AC3                                  | Test Date: 2024-01-23 |
| Limit: FCC_2.4G_RE(3m)                         | Engineer: Barry Wu    |
| Probe: HF907_102861_1-18GHz                    | Polarity: Vertical    |
| EUT: Tri-band Wi-Fi 7 Wireless AP              | Power: AC 120V/60Hz   |
| Test Mode: Transmit by 802.11n-HT40 at 2447MHz |                       |



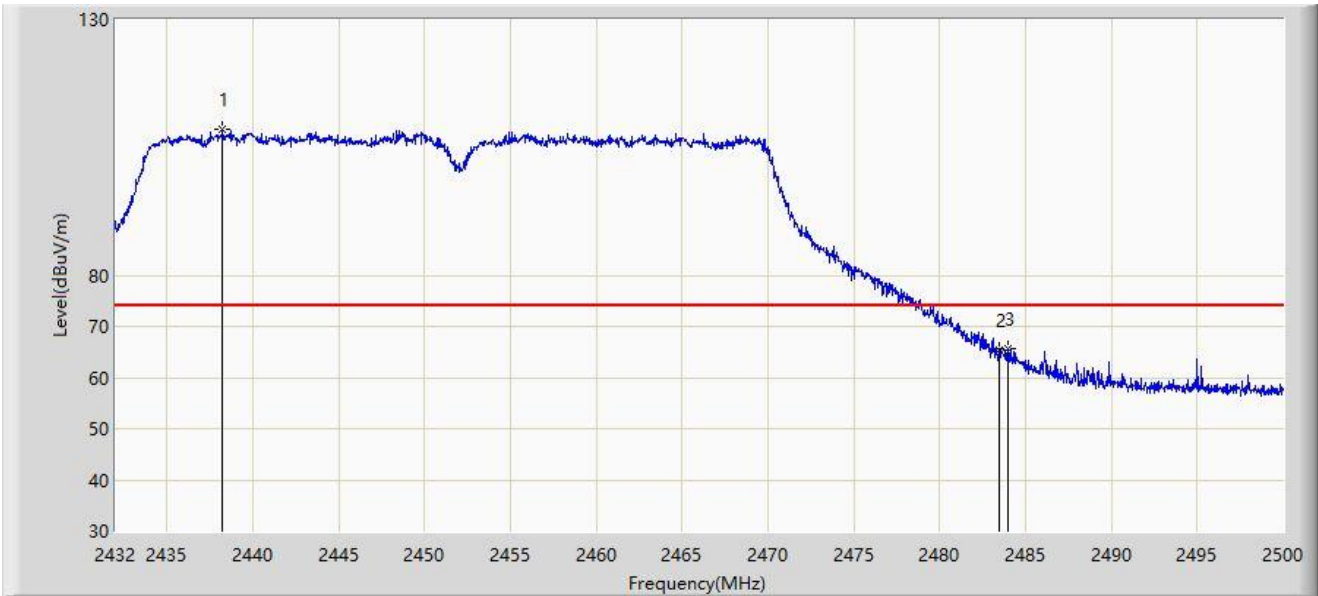
| No | Mark | Frequency (MHz) | Measure Level (dB $\mu$ V/m) | Reading Level (dB $\mu$ V) | Margin (dB) | Limit (dB $\mu$ V/m) | Factor (dB/m) | Type |
|----|------|-----------------|------------------------------|----------------------------|-------------|----------------------|---------------|------|
| 1  |      | 2437.403        | 102.987                      | 70.891                     | N/A         | N/A                  | 32.096        | AV   |
| 2  | *    | 2483.500        | 53.389                       | 21.089                     | -0.611      | 54.000               | 32.300        | AV   |

Note 1: " \* ", means this data is the worst emission level.

Note 2: Measure Level (dB $\mu$ V/m) = Reading Level (dB $\mu$ V) + Factor (dB/m).

Note 3: Factor (dB/m) = Cable Loss (dB) + Antenna Factor (dB/m).

|  |                       |
|--|-----------------------|
| Site: SIP-AC3                                  | Test Date: 2024-01-22 |
| Limit: FCC_2.4G_RE(3m)                         | Engineer: Barry Wu    |
| Probe: HF907_102861_1-18GHz                    | Polarity: Horizontal  |
| EUT: Tri-band Wi-Fi 7 Wireless AP              | Power: AC 120V/60Hz   |
| Test Mode: Transmit by 802.11n-HT40 at 2452MHz |                       |



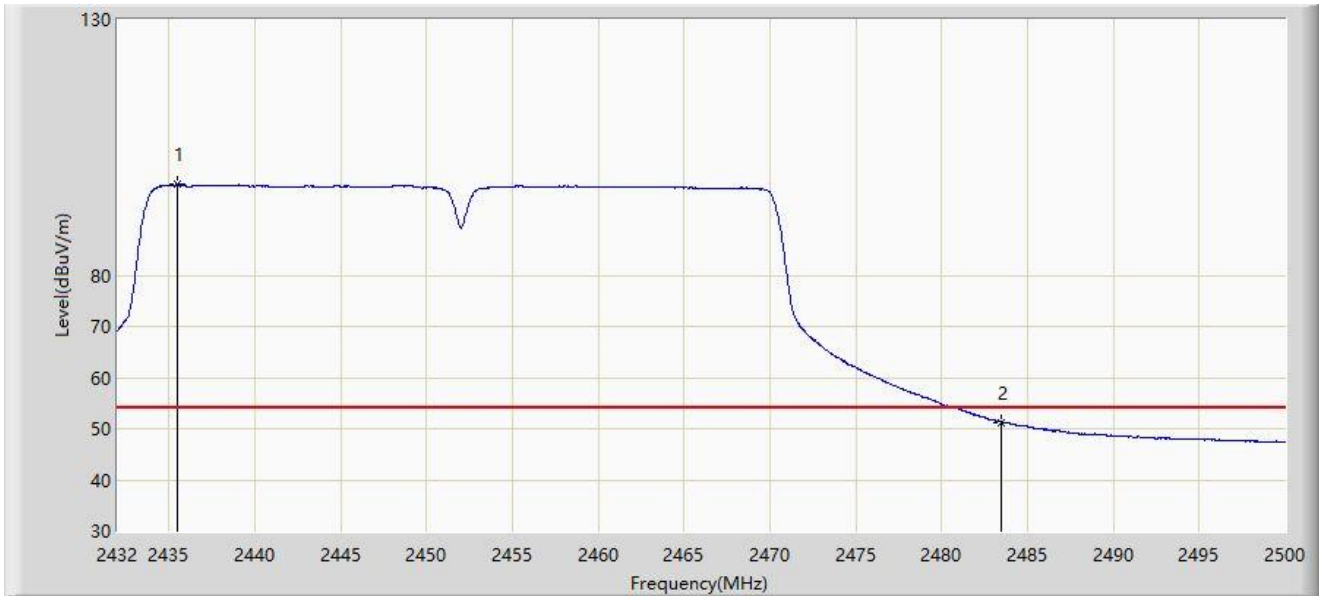
| No | Mark | Frequency (MHz) | Measure Level (dBμV/m) | Reading Level (dBμV) | Margin (dB) | Limit (dBμV/m) | Factor (dB/m) | Type |
|----|------|-----------------|------------------------|----------------------|-------------|----------------|---------------|------|
| 1  |      | 2438.256        | 108.570                | 76.470               | N/A         | N/A            | 32.100        | PK   |
| 2  |      | 2483.500        | 65.235                 | 32.935               | -8.765      | 74.000         | 32.300        | PK   |
| 3  | *    | 2483.952        | 65.673                 | 33.370               | -8.327      | 74.000         | 32.303        | PK   |

Note 1: " \* ", means this data is the worst emission level.

Note 2: Measure Level (dBμV/m) = Reading Level (dBμV) + Factor (dB/m).

Note 3: Factor (dB/m) = Cable Loss (dB) + Antenna Factor (dB/m).

|  |                       |
|--|-----------------------|
| Site: SIP-AC3                                  | Test Date: 2024-01-22 |
| Limit: FCC_2.4G_RE(3m)                         | Engineer: Barry Wu    |
| Probe: HF907_102861_1-18GHz                    | Polarity: Horizontal  |
| EUT: Tri-band Wi-Fi 7 Wireless AP              | Power: AC 120V/60Hz   |
| Test Mode: Transmit by 802.11n-HT40 at 2452MHz |                       |



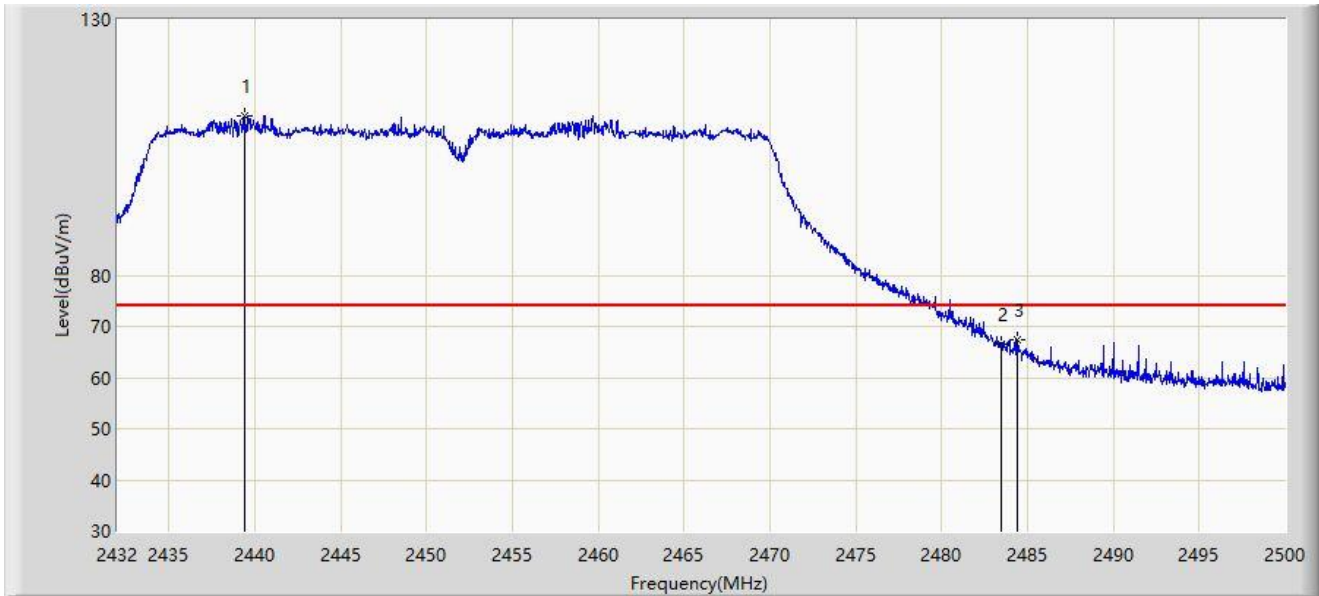
| No | Mark | Frequency (MHz) | Measure Level (dB $\mu$ V/m) | Reading Level (dB $\mu$ V) | Margin (dB) | Limit (dB $\mu$ V/m) | Factor (dB/m) | Type |
|----|------|-----------------|------------------------------|----------------------------|-------------|----------------------|---------------|------|
| 1  |      | 2435.468        | 97.720                       | 65.634                     | N/A         | N/A                  | 32.085        | AV   |
| 2  | *    | 2483.500        | 51.249                       | 18.949                     | -2.751      | 54.000               | 32.300        | AV   |

Note 1: " \* ", means this data is the worst emission level.

Note 2: Measure Level (dB $\mu$ V/m) = Reading Level (dB $\mu$ V) + Factor (dB/m).

Note 3: Factor (dB/m) = Cable Loss (dB) + Antenna Factor (dB/m).

|  |                       |
|--|-----------------------|
| Site: SIP-AC3                                  | Test Date: 2024-01-22 |
| Limit: FCC_2.4G_RE(3m)                         | Engineer: Barry Wu    |
| Probe: HF907_102861_1-18GHz                    | Polarity: Vertical    |
| EUT: Tri-band Wi-Fi 7 Wireless AP              | Power: AC 120V/60Hz   |
| Test Mode: Transmit by 802.11n-HT40 at 2452MHz |                       |



| No | Mark | Frequency (MHz) | Measure Level (dB $\mu$ V/m) | Reading Level (dB $\mu$ V) | Margin (dB) | Limit (dB $\mu$ V/m) | Factor (dB/m) | Type |
|----|------|-----------------|------------------------------|----------------------------|-------------|----------------------|---------------|------|
| 1  |      | 2439.446        | 111.254                      | 79.147                     | N/A         | N/A                  | 32.107        | PK   |
| 2  |      | 2483.500        | 66.601                       | 34.301                     | -7.399      | 74.000               | 32.300        | PK   |
| 3  | *    | 2484.394        | 67.488                       | 35.183                     | -6.512      | 74.000               | 32.305        | PK   |

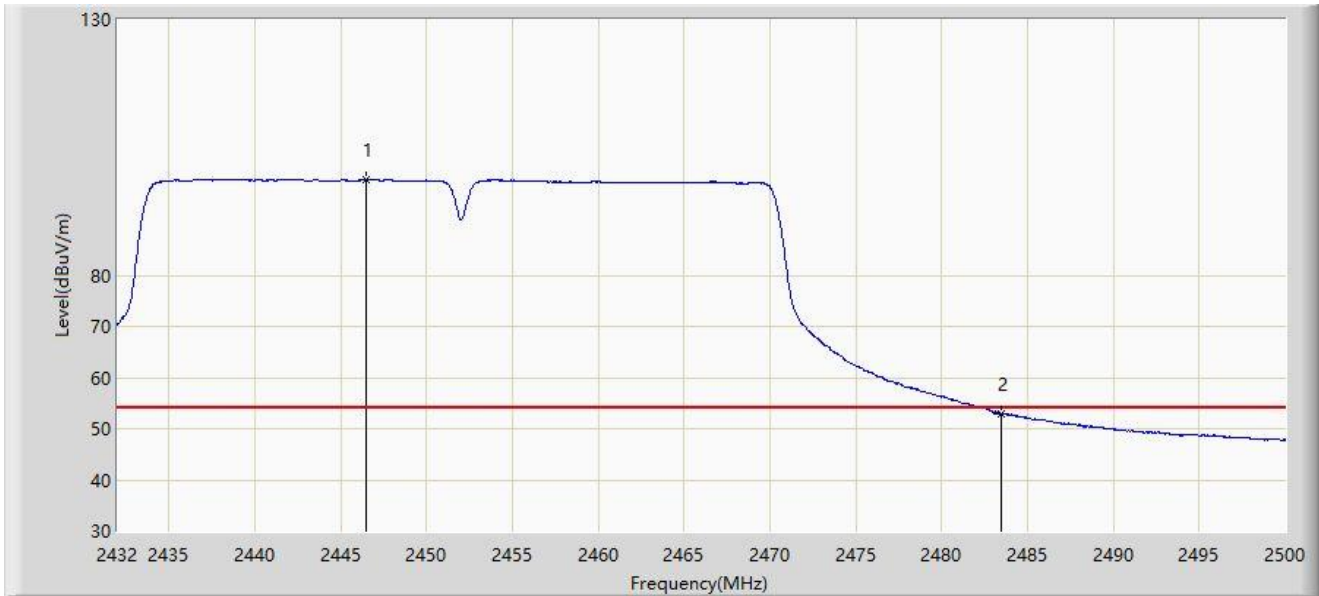
Note 1: " \* ", means this data is the worst emission level.

Note 2: Measure Level (dB $\mu$ V/m) = Reading Level (dB $\mu$ V) + Factor (dB/m).

Note 3: Factor (dB/m) = Cable Loss (dB) + Antenna Factor (dB/m).



|  |                       |
|--|-----------------------|
| Site: SIP-AC3                                  | Test Date: 2024-01-22 |
| Limit: FCC_2.4G_RE(3m)                         | Engineer: Barry Wu    |
| Probe: HF907_102861_1-18GHz                    | Polarity: Vertical    |
| EUT: Tri-band Wi-Fi 7 Wireless AP              | Power: AC 120V/60Hz   |
| Test Mode: Transmit by 802.11n-HT40 at 2452MHz |                       |



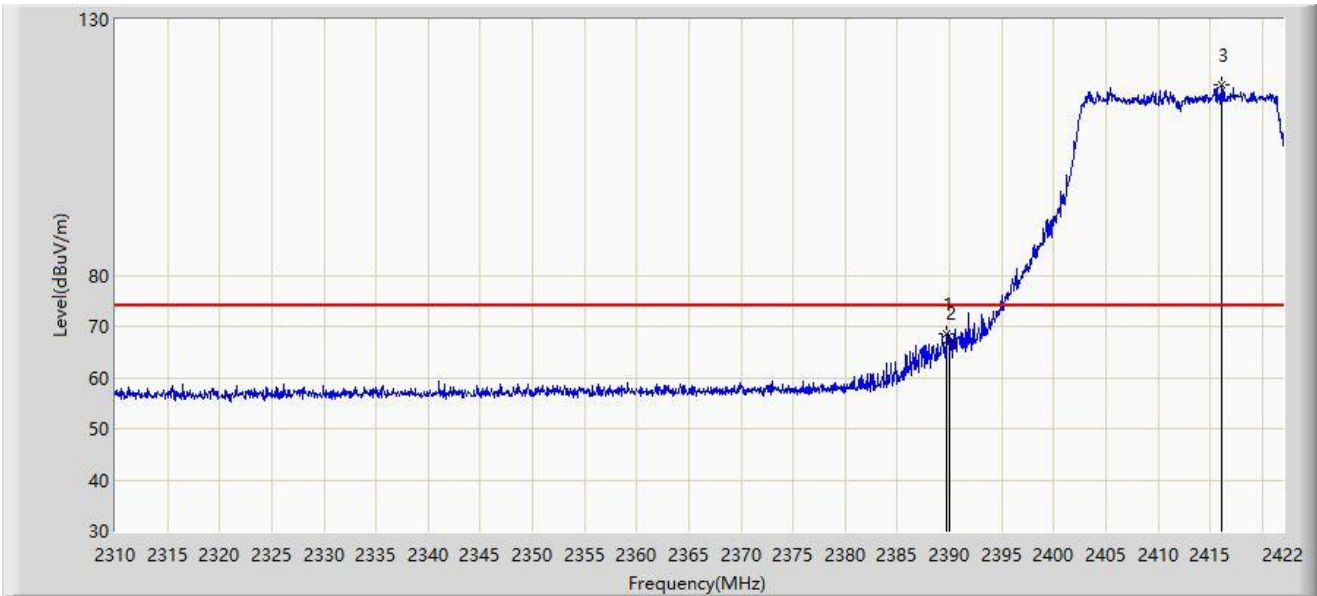
| No | Mark | Frequency (MHz) | Measure Level (dB $\mu$ V/m) | Reading Level (dB $\mu$ V) | Margin (dB) | Limit (dB $\mu$ V/m) | Factor (dB/m) | Type |
|----|------|-----------------|------------------------------|----------------------------|-------------|----------------------|---------------|------|
| 1  |      | 2446.450        | 98.635                       | 66.492                     | N/A         | N/A                  | 32.143        | AV   |
| 2  | *    | 2483.500        | 53.029                       | 20.729                     | -0.971      | 54.000               | 32.300        | AV   |

Note 1: " \* ", means this data is the worst emission level.

Note 2: Measure Level (dB $\mu$ V/m) = Reading Level (dB $\mu$ V) + Factor (dB/m).

Note 3: Factor (dB/m) = Cable Loss (dB) + Antenna Factor (dB/m).

|   |                       |
|---|-----------------------|
| Site: SIP-AC3                                   | Test Date: 2024-01-22 |
| Limit: FCC_2.4G_RE(3m)                          | Engineer: Barry Wu    |
| Probe: HF907_102861_1-18GHz                     | Polarity: Horizontal  |
| EUT: Tri-band Wi-Fi 7 Wireless AP               | Power: AC 120V/60Hz   |
| Test Mode: Transmit by 802.11ax-HE20 at 2412MHz |                       |



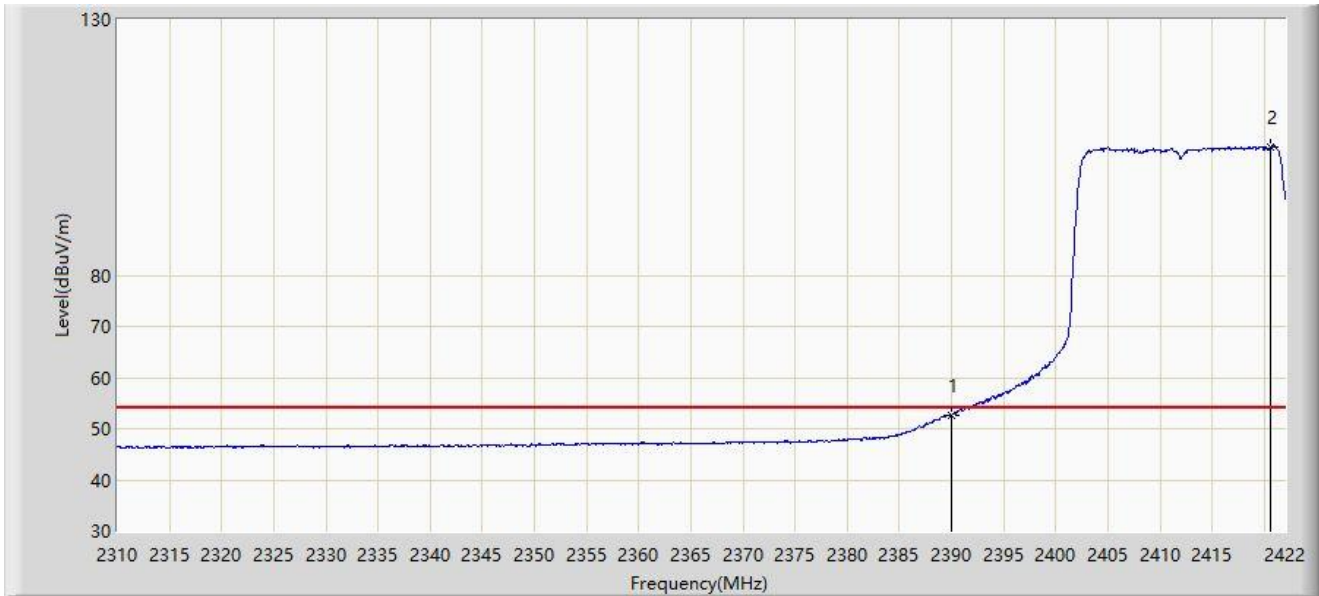
| No | Mark | Frequency (MHz) | Measure Level (dB $\mu$ V/m) | Reading Level (dB $\mu$ V) | Margin (dB) | Limit (dB $\mu$ V/m) | Factor (dB/m) | Type |
|----|------|-----------------|------------------------------|----------------------------|-------------|----------------------|---------------|------|
| 1  | *    | 2389.744        | 68.627                       | 36.605                     | -5.373      | 74.000               | 32.022        | PK   |
| 2  |      | 2390.000        | 66.795                       | 34.772                     | -7.205      | 74.000               | 32.023        | PK   |
| 3  |      | 2416.120        | 117.296                      | 85.251                     | N/A         | N/A                  | 32.045        | PK   |

Note 1: " \* ", means this data is the worst emission level.

Note 2: Measure Level (dB $\mu$ V/m) = Reading Level (dB $\mu$ V) + Factor (dB/m).

Note 3: Factor (dB/m) = Cable Loss (dB) + Antenna Factor (dB/m).

|   |                       |
|---|-----------------------|
| Site: SIP-AC3                                   | Test Date: 2024-01-22 |
| Limit: FCC_2.4G_RE(3m)                          | Engineer: Barry Wu    |
| Probe: HF907_102861_1-18GHz                     | Polarity: Horizontal  |
| EUT: Tri-band Wi-Fi 7 Wireless AP               | Power: AC 120V/60Hz   |
| Test Mode: Transmit by 802.11ax-HE20 at 2412MHz |                       |



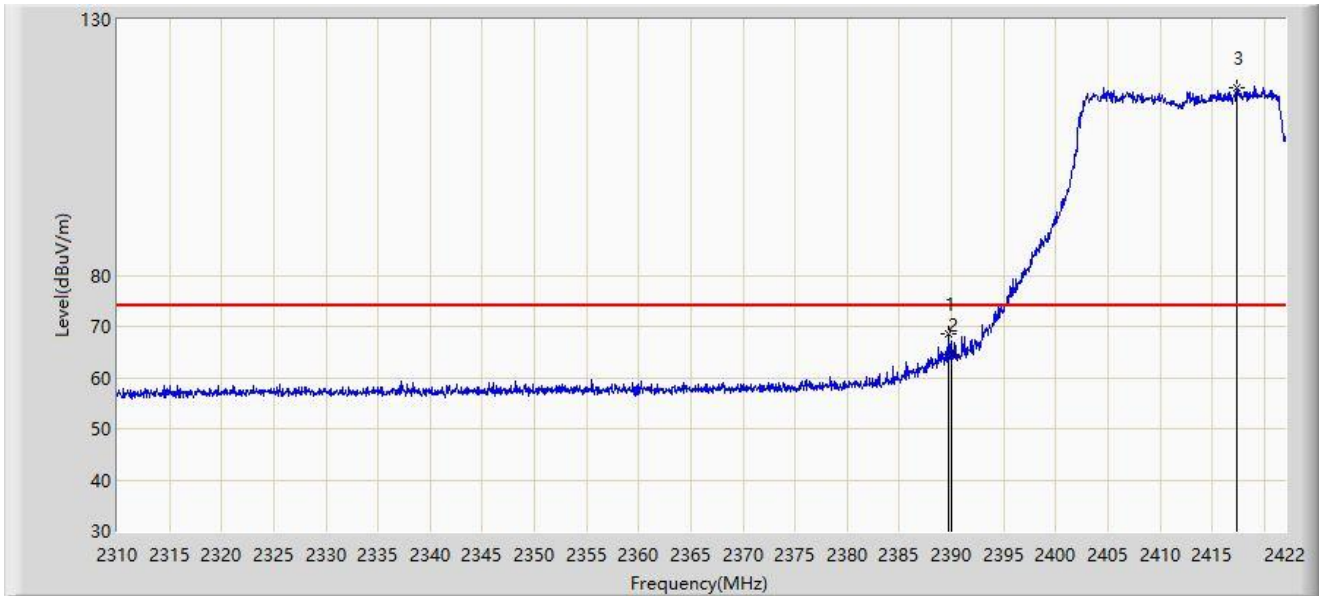
| No | Mark | Frequency (MHz) | Measure Level (dB $\mu$ V/m) | Reading Level (dB $\mu$ V) | Margin (dB) | Limit (dB $\mu$ V/m) | Factor (dB/m) | Type |
|----|------|-----------------|------------------------------|----------------------------|-------------|----------------------|---------------|------|
| 1  | *    | 2390.000        | 52.686                       | 20.663                     | -1.314      | 54.000               | 32.023        | AV   |
| 2  |      | 2420.656        | 105.041                      | 72.995                     | N/A         | N/A                  | 32.046        | AV   |

Note 1: " \* ", means this data is the worst emission level.

Note 2: Measure Level (dB $\mu$ V/m) = Reading Level (dB $\mu$ V) + Factor (dB/m).

Note 3: Factor (dB/m) = Cable Loss (dB) + Antenna Factor (dB/m).

|   |                       |
|---|-----------------------|
| Site: SIP-AC3                                   | Test Date: 2024-01-22 |
| Limit: FCC_2.4G_RE(3m)                          | Engineer: Barry Wu    |
| Probe: HF907_102861_1-18GHz                     | Polarity: Vertical    |
| EUT: Tri-band Wi-Fi 7 Wireless AP               | Power: AC 120V/60Hz   |
| Test Mode: Transmit by 802.11ax-HE20 at 2412MHz |                       |



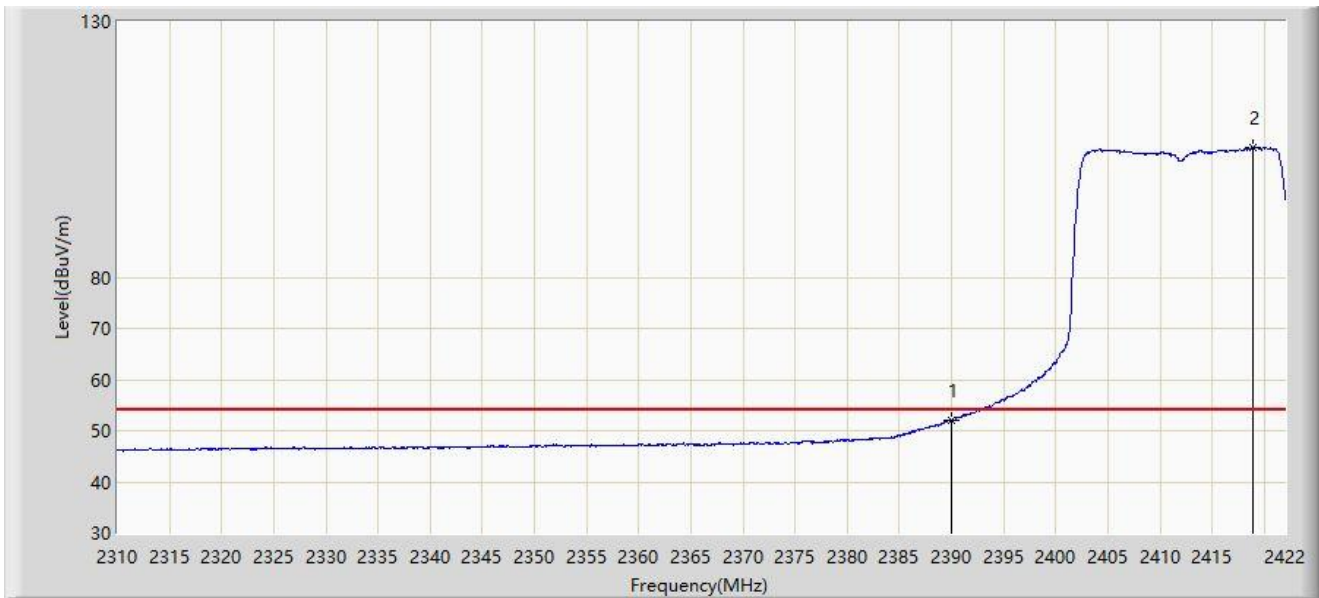
| No | Mark | Frequency (MHz) | Measure Level (dB $\mu$ V/m) | Reading Level (dB $\mu$ V) | Margin (dB) | Limit (dB $\mu$ V/m) | Factor (dB/m) | Type |
|----|------|-----------------|------------------------------|----------------------------|-------------|----------------------|---------------|------|
| 1  | *    | 2389.744        | 68.501                       | 36.479                     | -5.499      | 74.000               | 32.022        | PK   |
| 2  |      | 2390.000        | 64.587                       | 32.564                     | -9.413      | 74.000               | 32.023        | PK   |
| 3  |      | 2417.408        | 116.802                      | 84.757                     | N/A         | N/A                  | 32.046        | PK   |

Note 1: " \* ", means this data is the worst emission level.

Note 2: Measure Level (dB $\mu$ V/m) = Reading Level (dB $\mu$ V) + Factor (dB/m).

Note 3: Factor (dB/m) = Cable Loss (dB) + Antenna Factor (dB/m).

|   |                       |
|---|-----------------------|
| Site: SIP-AC3                                   | Test Date: 2024-01-22 |
| Limit: FCC_2.4G_RE(3m)                          | Engineer: Barry Wu    |
| Probe: HF907_102861_1-18GHz                     | Polarity: Vertical    |
| EUT: Tri-band Wi-Fi 7 Wireless AP               | Power: AC 120V/60Hz   |
| Test Mode: Transmit by 802.11ax-HE20 at 2412MHz |                       |



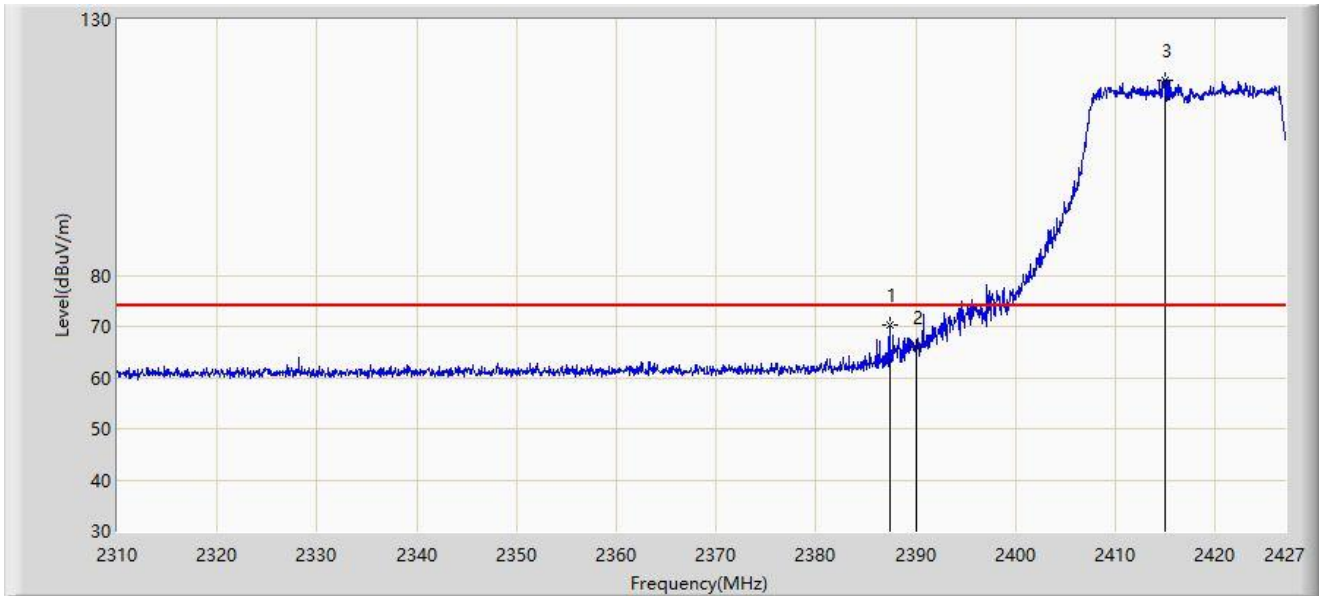
| No | Mark | Frequency (MHz) | Measure Level (dB $\mu$ V/m) | Reading Level (dB $\mu$ V) | Margin (dB) | Limit (dB $\mu$ V/m) | Factor (dB/m) | Type |
|----|------|-----------------|------------------------------|----------------------------|-------------|----------------------|---------------|------|
| 1  | *    | 2390.000        | 52.088                       | 20.065                     | -1.912      | 54.000               | 32.023        | AV   |
| 2  |      | 2418.976        | 105.473                      | 73.428                     | N/A         | N/A                  | 32.046        | AV   |

Note 1: " \* ", means this data is the worst emission level.

Note 2: Measure Level (dB $\mu$ V/m) = Reading Level (dB $\mu$ V) + Factor (dB/m).

Note 3: Factor (dB/m) = Cable Loss (dB) + Antenna Factor (dB/m).

|   |                       |
|---|-----------------------|
| Site: SIP-AC3                                   | Test Date: 2024-01-23 |
| Limit: FCC_2.4G_RE(3m)                          | Engineer: Barry Wu    |
| Probe: HF907_102861_1-18GHz                     | Polarity: Horizontal  |
| EUT: Tri-band Wi-Fi 7 Wireless AP               | Power: AC 120V/60Hz   |
| Test Mode: Transmit by 802.11ax-HE20 at 2417MHz |                       |



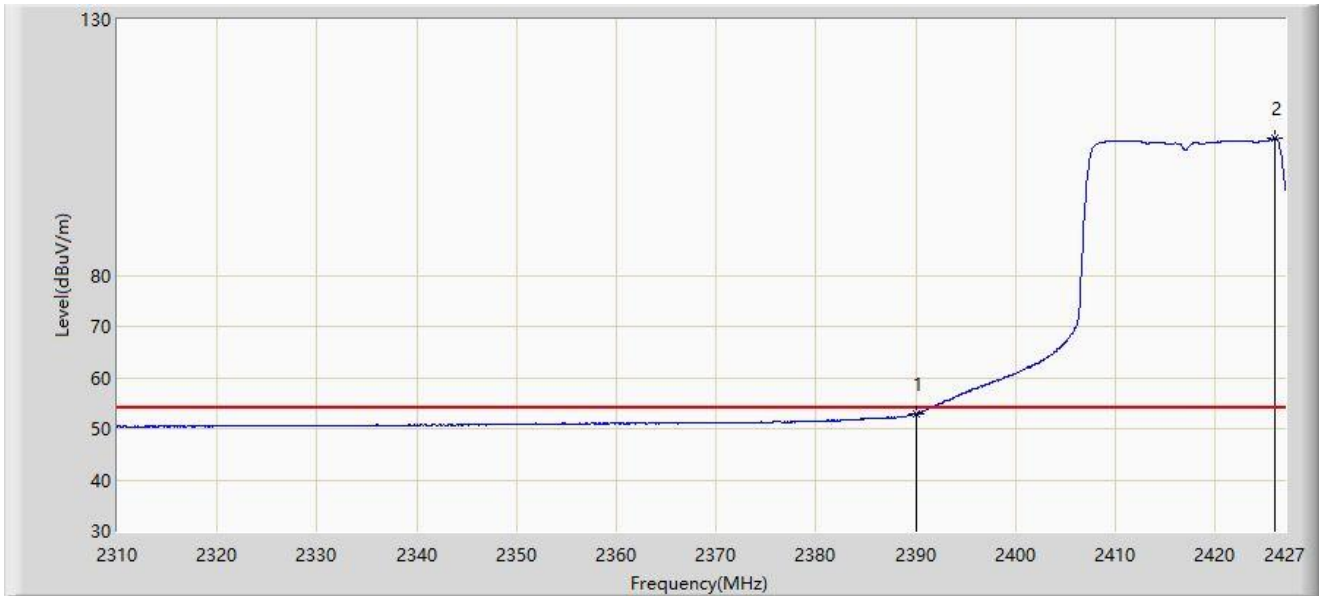
| No | Mark | Frequency (MHz) | Measure Level (dB $\mu$ V/m) | Reading Level (dB $\mu$ V) | Margin (dB) | Limit (dB $\mu$ V/m) | Factor (dB/m) | Type |
|----|------|-----------------|------------------------------|----------------------------|-------------|----------------------|---------------|------|
| 1  | *    | 2387.396        | 70.202                       | 38.184                     | -3.798      | 74.000               | 32.018        | PK   |
| 2  |      | 2390.000        | 65.900                       | 33.877                     | -8.100      | 74.000               | 32.023        | PK   |
| 3  |      | 2415.008        | 118.068                      | 86.023                     | N/A         | N/A                  | 32.045        | PK   |

Note 1: " \* ", means this data is the worst emission level.

Note 2: Measure Level (dB $\mu$ V/m) = Reading Level (dB $\mu$ V) + Factor (dB/m).

Note 3: Factor (dB/m) = Cable Loss (dB) + Antenna Factor (dB/m).

|   |                       |
|---|-----------------------|
| Site: SIP-AC3                                   | Test Date: 2024-01-23 |
| Limit: FCC_2.4G_RE(3m)                          | Engineer: Barry Wu    |
| Probe: HF907_102861_1-18GHz                     | Polarity: Horizontal  |
| EUT: Tri-band Wi-Fi 7 Wireless AP               | Power: AC 120V/60Hz   |
| Test Mode: Transmit by 802.11ax-HE20 at 2417MHz |                       |



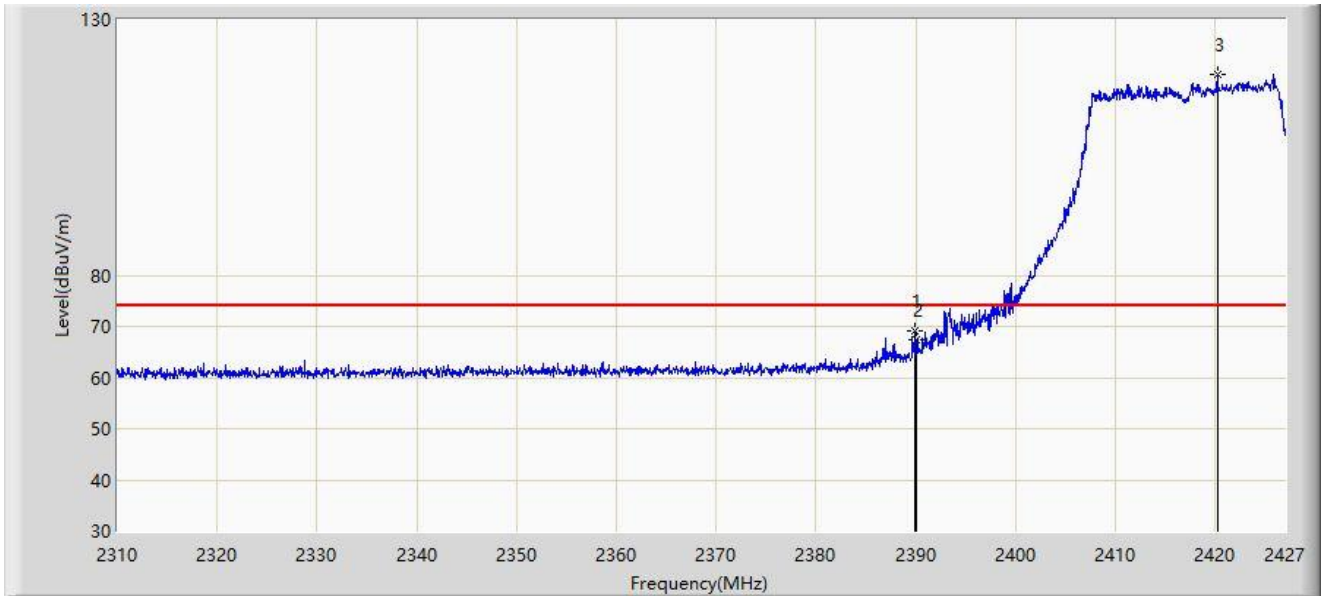
| No | Mark | Frequency (MHz) | Measure Level (dB $\mu$ V/m) | Reading Level (dB $\mu$ V) | Margin (dB) | Limit (dB $\mu$ V/m) | Factor (dB/m) | Type |
|----|------|-----------------|------------------------------|----------------------------|-------------|----------------------|---------------|------|
| 1  | *    | 2390.000        | 52.898                       | 20.875                     | -1.102      | 54.000               | 32.023        | AV   |
| 2  |      | 2425.947        | 106.895                      | 74.849                     | N/A         | N/A                  | 32.046        | AV   |

Note 1: " \* ", means this data is the worst emission level.

Note 2: Measure Level (dB $\mu$ V/m) = Reading Level (dB $\mu$ V) + Factor (dB/m).

Note 3: Factor (dB/m) = Cable Loss (dB) + Antenna Factor (dB/m).

|   |                       |
|---|-----------------------|
| Site: SIP-AC3                                   | Test Date: 2024-01-23 |
| Limit: FCC_2.4G_RE(3m)                          | Engineer: Barry Wu    |
| Probe: HF907_102861_1-18GHz                     | Polarity: Vertical    |
| EUT: Tri-band Wi-Fi 7 Wireless AP               | Power: AC 120V/60Hz   |
| Test Mode: Transmit by 802.11ax-HE20 at 2417MHz |                       |



| No | Mark | Frequency (MHz) | Measure Level (dB $\mu$ V/m) | Reading Level (dB $\mu$ V) | Margin (dB) | Limit (dB $\mu$ V/m) | Factor (dB/m) | Type |
|----|------|-----------------|------------------------------|----------------------------|-------------|----------------------|---------------|------|
| 1  | *    | 2389.969        | 69.073                       | 37.050                     | -4.927      | 74.000               | 32.023        | PK   |
| 2  |      | 2390.000        | 67.392                       | 35.369                     | -6.608      | 74.000               | 32.023        | PK   |
| 3  |      | 2420.214        | 119.383                      | 87.337                     | N/A         | N/A                  | 32.046        | PK   |

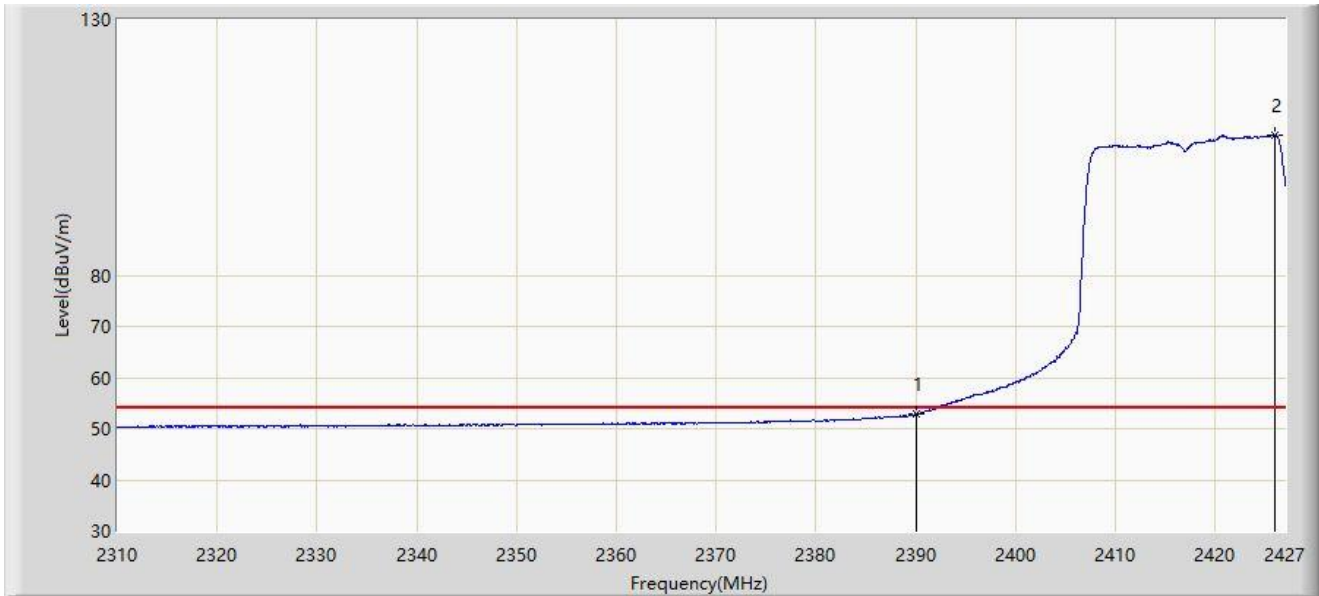
Note 1: " \* ", means this data is the worst emission level.

Note 2: Measure Level (dB $\mu$ V/m) = Reading Level (dB $\mu$ V) + Factor (dB/m).

Note 3: Factor (dB/m) = Cable Loss (dB) + Antenna Factor (dB/m).



|   |                       |
|---|-----------------------|
| Site: SIP-AC3                                   | Test Date: 2024-01-23 |
| Limit: FCC_2.4G_RE(3m)                          | Engineer: Barry Wu    |
| Probe: HF907_102861_1-18GHz                     | Polarity: Vertical    |
| EUT: Tri-band Wi-Fi 7 Wireless AP               | Power: AC 120V/60Hz   |
| Test Mode: Transmit by 802.11ax-HE20 at 2417MHz |                       |



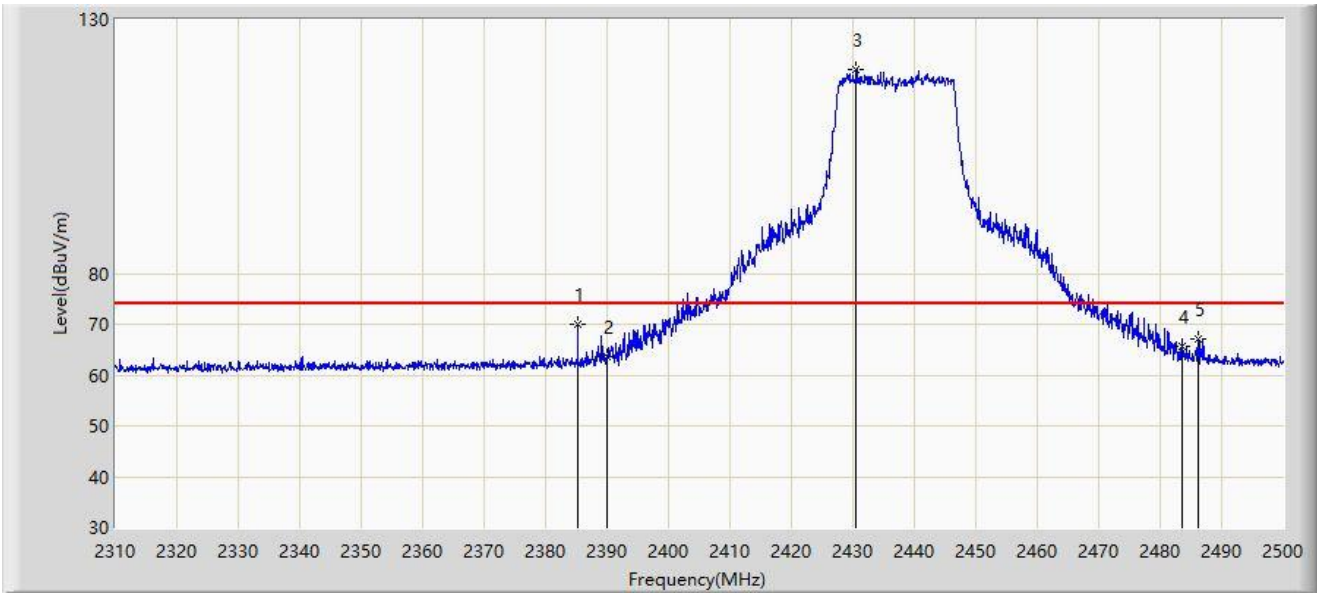
| No | Mark | Frequency (MHz) | Measure Level (dB $\mu$ V/m) | Reading Level (dB $\mu$ V) | Margin (dB) | Limit (dB $\mu$ V/m) | Factor (dB/m) | Type |
|----|------|-----------------|------------------------------|----------------------------|-------------|----------------------|---------------|------|
| 1  | *    | 2390.000        | 52.794                       | 20.771                     | -1.206      | 54.000               | 32.023        | AV   |
| 2  |      | 2426.006        | 107.511                      | 75.465                     | N/A         | N/A                  | 32.046        | AV   |

Note 1: " \* ", means this data is the worst emission level.

Note 2: Measure Level (dB $\mu$ V/m) = Reading Level (dB $\mu$ V) + Factor (dB/m).

Note 3: Factor (dB/m) = Cable Loss (dB) + Antenna Factor (dB/m).

|   |                       |
|---|-----------------------|
| Site: SIP-AC3                                   | Test Date: 2024-01-23 |
| Limit: FCC_2.4G_RE(3m)                          | Engineer: Barry Wu    |
| Probe: HF907_102861_1-18GHz                     | Polarity: Horizontal  |
| EUT: Tri-band Wi-Fi 7 Wireless AP               | Power: AC 120V/60Hz   |
| Test Mode: Transmit by 802.11ax-HE20 at 2437MHz |                       |



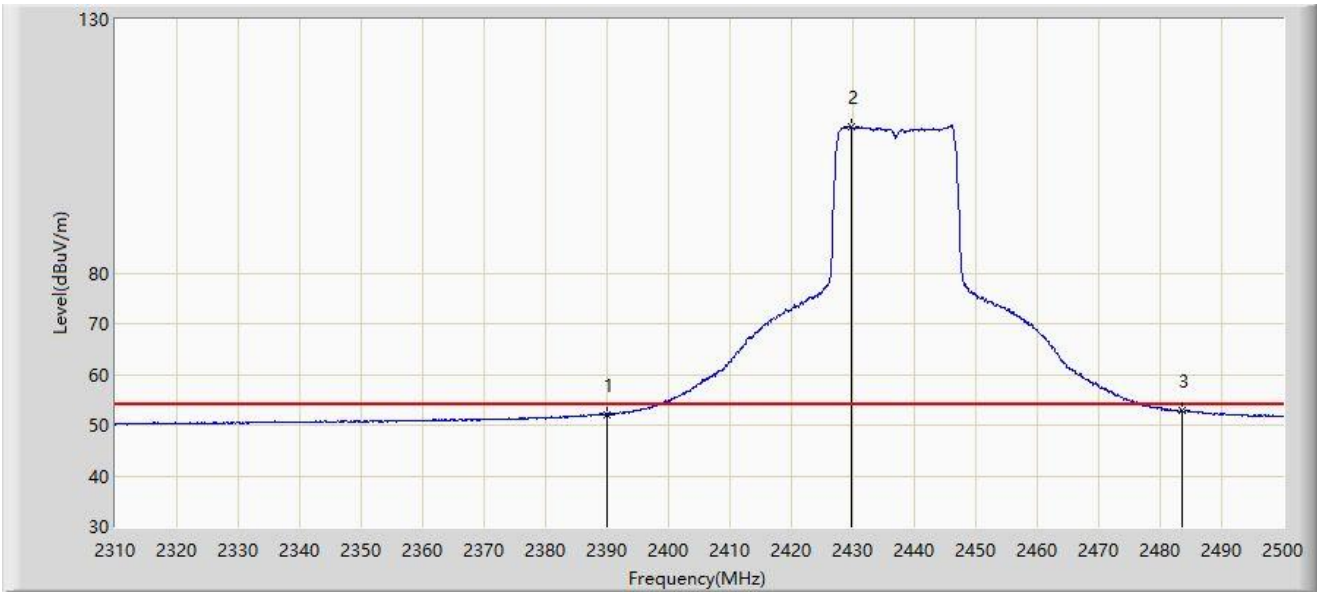
| No | Mark | Frequency (MHz) | Measure Level (dBμV/m) | Reading Level (dBμV) | Margin (dB) | Limit (dBμV/m) | Factor (dB/m) | Type |
|----|------|-----------------|------------------------|----------------------|-------------|----------------|---------------|------|
| 1  | *    | 2385.240        | 70.040                 | 38.027               | -3.960      | 74.000         | 32.014        | PK   |
| 2  |      | 2390.000        | 63.517                 | 31.494               | -10.483     | 74.000         | 32.023        | PK   |
| 3  |      | 2430.555        | 120.263                | 88.203               | N/A         | N/A            | 32.060        | PK   |
| 4  |      | 2483.500        | 65.777                 | 33.477               | -8.223      | 74.000         | 32.300        | PK   |
| 5  |      | 2486.130        | 67.142                 | 34.828               | -6.858      | 74.000         | 32.314        | PK   |

Note 1: " \* ", means this data is the worst emission level.

Note 2: Measure Level (dBμV/m) = Reading Level (dBμV) + Factor (dB/m).

Note 3: Factor (dB/m) = Cable Loss (dB) + Antenna Factor (dB/m).

|   |                       |
|---|-----------------------|
| Site: SIP-AC3                                   | Test Date: 2024-01-23 |
| Limit: FCC_2.4G_RE(3m)                          | Engineer: Barry Wu    |
| Probe: HF907_102861_1-18GHz                     | Polarity: Horizontal  |
| EUT: Tri-band Wi-Fi 7 Wireless AP               | Power: AC 120V/60Hz   |
| Test Mode: Transmit by 802.11ax-HE20 at 2437MHz |                       |



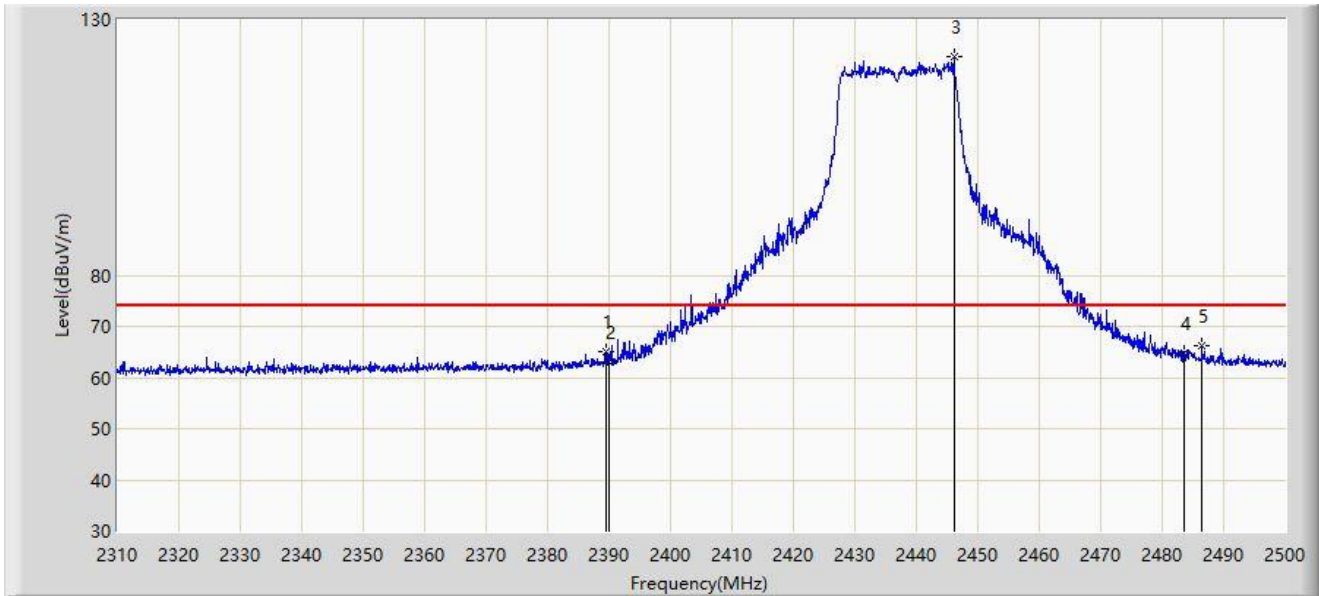
| No | Mark | Frequency (MHz) | Measure Level (dB $\mu$ V/m) | Reading Level (dB $\mu$ V) | Margin (dB) | Limit (dB $\mu$ V/m) | Factor (dB/m) | Type |
|----|------|-----------------|------------------------------|----------------------------|-------------|----------------------|---------------|------|
| 1  |      | 2390.000        | 52.120                       | 20.097                     | -1.880      | 54.000               | 32.023        | AV   |
| 2  |      | 2429.700        | 108.805                      | 76.750                     | N/A         | N/A                  | 32.055        | AV   |
| 3  | *    | 2483.500        | 52.856                       | 20.556                     | -1.144      | 54.000               | 32.300        | AV   |

Note 1: " \* ", means this data is the worst emission level.

Note 2: Measure Level (dB $\mu$ V/m) = Reading Level (dB $\mu$ V) + Factor (dB/m).

Note 3: Factor (dB/m) = Cable Loss (dB) + Antenna Factor (dB/m).

|   |                       |
|---|-----------------------|
| Site: SIP-AC3                                   | Test Date: 2024-01-23 |
| Limit: FCC_2.4G_RE(3m)                          | Engineer: Barry Wu    |
| Probe: HF907_102861_1-18GHz                     | Polarity: Vertical    |
| EUT: Tri-band Wi-Fi 7 Wireless AP               | Power: AC 120V/60Hz   |
| Test Mode: Transmit by 802.11ax-HE20 at 2437MHz |                       |



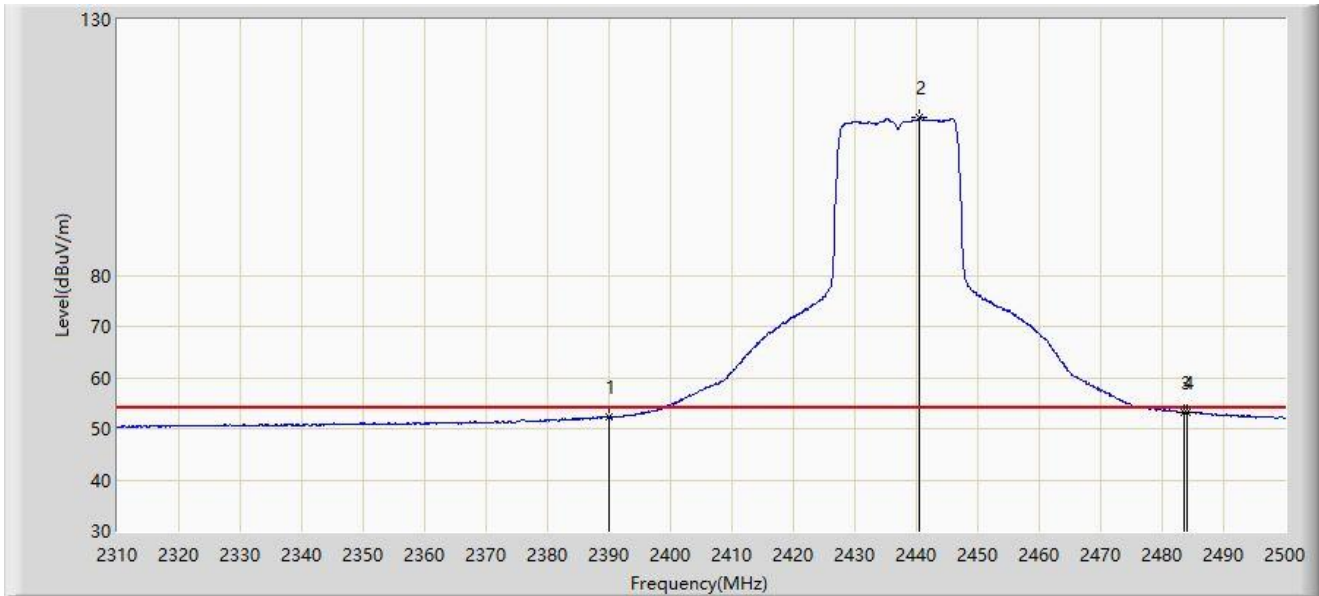
| No | Mark | Frequency (MHz) | Measure Level (dBμV/m) | Reading Level (dBμV) | Margin (dB) | Limit (dBμV/m) | Factor (dB/m) | Type |
|----|------|-----------------|------------------------|----------------------|-------------|----------------|---------------|------|
| 1  |      | 2389.515        | 65.097                 | 33.075               | -8.903      | 74.000         | 32.022        | PK   |
| 2  |      | 2390.000        | 63.142                 | 31.119               | -10.858     | 74.000         | 32.023        | PK   |
| 3  |      | 2446.135        | 122.771                | 90.630               | N/A         | N/A            | 32.141        | PK   |
| 4  |      | 2483.500        | 64.805                 | 32.505               | -9.195      | 74.000         | 32.300        | PK   |
| 5  | *    | 2486.415        | 66.281                 | 33.966               | -7.719      | 74.000         | 32.315        | PK   |

Note 1: " \* ", means this data is the worst emission level.

Note 2: Measure Level (dBμV/m) = Reading Level (dBμV) + Factor (dB/m).

Note 3: Factor (dB/m) = Cable Loss (dB) + Antenna Factor (dB/m).

|   |                       |
|---|-----------------------|
| Site: SIP-AC3                                   | Test Date: 2024-01-23 |
| Limit: FCC_2.4G_RE(3m)                          | Engineer: Barry Wu    |
| Probe: HF907_102861_1-18GHz                     | Polarity: Vertical    |
| EUT: Tri-band Wi-Fi 7 Wireless AP               | Power: AC 120V/60Hz   |
| Test Mode: Transmit by 802.11ax-HE20 at 2437MHz |                       |



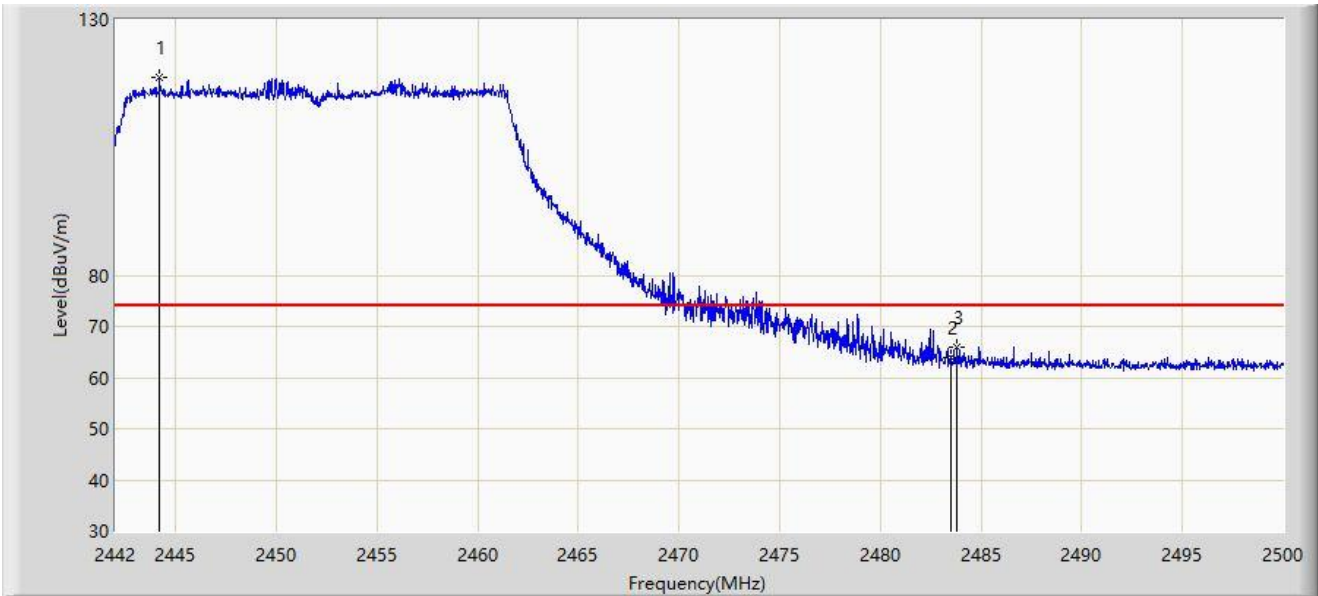
| No | Mark | Frequency (MHz) | Measure Level (dB $\mu$ V/m) | Reading Level (dB $\mu$ V) | Margin (dB) | Limit (dB $\mu$ V/m) | Factor (dB/m) | Type |
|----|------|-----------------|------------------------------|----------------------------|-------------|----------------------|---------------|------|
| 1  |      | 2390.000        | 52.199                       | 20.176                     | -1.801      | 54.000               | 32.023        | AV   |
| 2  |      | 2440.530        | 110.768                      | 78.656                     | N/A         | N/A                  | 32.112        | AV   |
| 3  |      | 2483.500        | 53.206                       | 20.906                     | -0.794      | 54.000               | 32.300        | AV   |
| 4  | *    | 2483.945        | 53.295                       | 20.992                     | -0.705      | 54.000               | 32.303        | AV   |

Note 1: " \* ", means this data is the worst emission level.

Note 2: Measure Level (dB $\mu$ V/m) = Reading Level (dB $\mu$ V) + Factor (dB/m).

Note 3: Factor (dB/m) = Cable Loss (dB) + Antenna Factor (dB/m).

|   |                       |
|---|-----------------------|
| Site: SIP-AC3                                   | Test Date: 2024-01-23 |
| Limit: FCC_2.4G_RE(3m)                          | Engineer: Barry Wu    |
| Probe: HF907_102861_1-18GHz                     | Polarity: Horizontal  |
| EUT: Tri-band Wi-Fi 7 Wireless AP               | Power: AC 120V/60Hz   |
| Test Mode: Transmit by 802.11ax-HE20 at 2452MHz |                       |



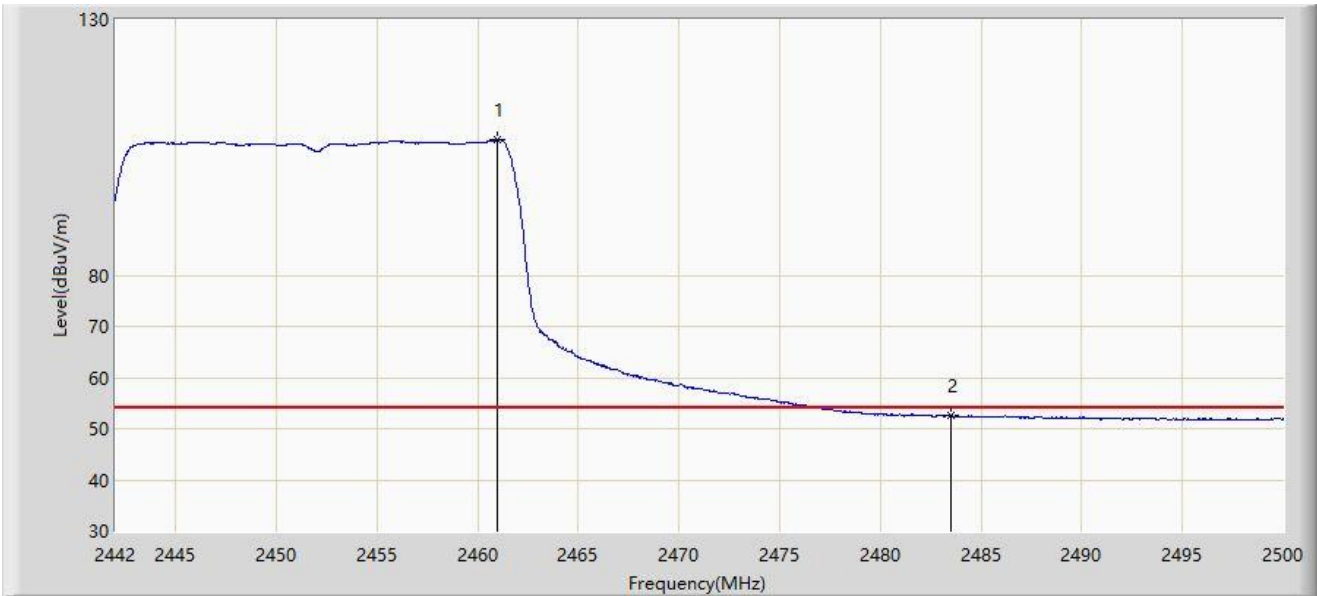
| No | Mark | Frequency (MHz) | Measure Level (dB $\mu$ V/m) | Reading Level (dB $\mu$ V) | Margin (dB) | Limit (dB $\mu$ V/m) | Factor (dB/m) | Type |
|----|------|-----------------|------------------------------|----------------------------|-------------|----------------------|---------------|------|
| 1  |      | 2444.175        | 118.804                      | 86.672                     | N/A         | N/A                  | 32.131        | PK   |
| 2  |      | 2483.500        | 63.951                       | 31.651                     | -10.049     | 74.000               | 32.300        | PK   |
| 3  | *    | 2483.818        | 65.962                       | 33.660                     | -8.038      | 74.000               | 32.302        | PK   |

Note 1: " \* ", means this data is the worst emission level.

Note 2: Measure Level (dB $\mu$ V/m) = Reading Level (dB $\mu$ V) + Factor (dB/m).

Note 3: Factor (dB/m) = Cable Loss (dB) + Antenna Factor (dB/m).

|   |                       |
|---|-----------------------|
| Site: SIP-AC3                                   | Test Date: 2024-01-23 |
| Limit: FCC_2.4G_RE(3m)                          | Engineer: Barry Wu    |
| Probe: HF907_102861_1-18GHz                     | Polarity: Horizontal  |
| EUT: Tri-band Wi-Fi 7 Wireless AP               | Power: AC 120V/60Hz   |
| Test Mode: Transmit by 802.11ax-HE20 at 2452MHz |                       |



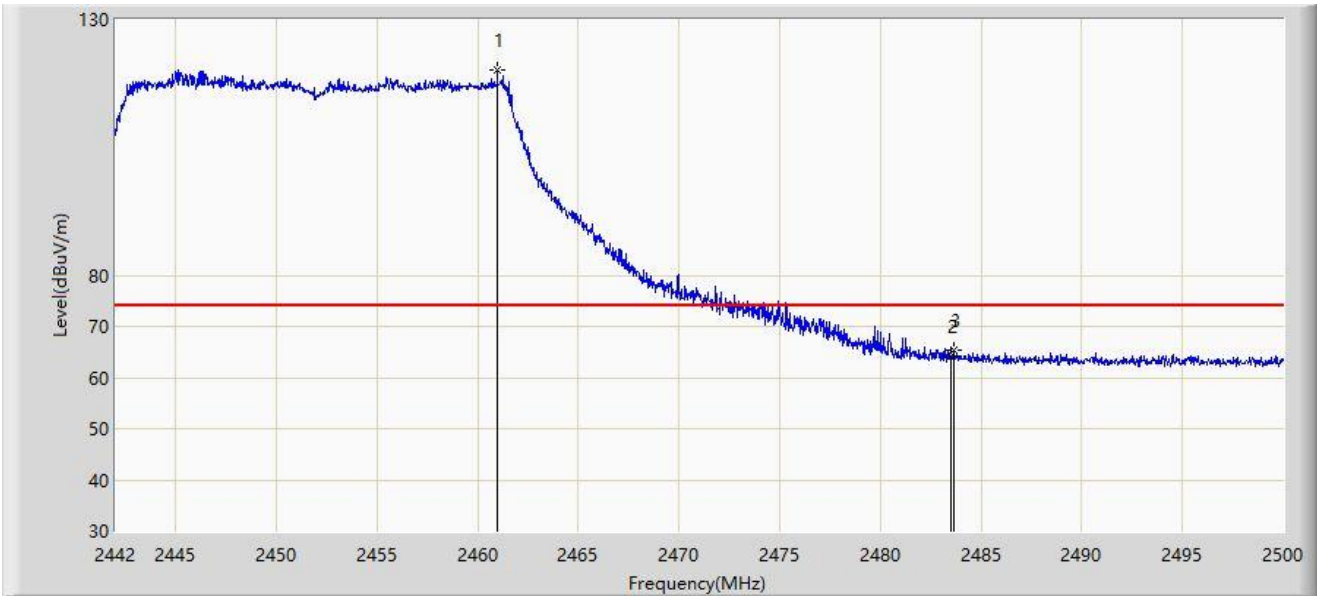
| No | Mark | Frequency (MHz) | Measure Level (dB $\mu$ V/m) | Reading Level (dB $\mu$ V) | Margin (dB) | Limit (dB $\mu$ V/m) | Factor (dB/m) | Type |
|----|------|-----------------|------------------------------|----------------------------|-------------|----------------------|---------------|------|
| 1  |      | 2460.995        | 106.591                      | 74.380                     | N/A         | N/A                  | 32.211        | AV   |
| 2  | *    | 2483.500        | 52.494                       | 20.194                     | -1.506      | 54.000               | 32.300        | AV   |

Note 1: " \* ", means this data is the worst emission level.

Note 2: Measure Level (dB $\mu$ V/m) = Reading Level (dB $\mu$ V) + Factor (dB/m).

Note 3: Factor (dB/m) = Cable Loss (dB) + Antenna Factor (dB/m).

|   |                       |
|---|-----------------------|
| Site: SIP-AC3                                   | Test Date: 2024-01-23 |
| Limit: FCC_2.4G_RE(3m)                          | Engineer: Barry Wu    |
| Probe: HF907_102861_1-18GHz                     | Polarity: Vertical    |
| EUT: Tri-band Wi-Fi 7 Wireless AP               | Power: AC 120V/60Hz   |
| Test Mode: Transmit by 802.11ax-HE20 at 2452MHz |                       |



| No | Mark | Frequency (MHz) | Measure Level (dB $\mu$ V/m) | Reading Level (dB $\mu$ V) | Margin (dB) | Limit (dB $\mu$ V/m) | Factor (dB/m) | Type |
|----|------|-----------------|------------------------------|----------------------------|-------------|----------------------|---------------|------|
| 1  |      | 2460.966        | 120.044                      | 87.833                     | N/A         | N/A                  | 32.211        | PK   |
| 2  |      | 2483.500        | 64.278                       | 31.978                     | -9.722      | 74.000               | 32.300        | PK   |
| 3  | *    | 2483.644        | 65.264                       | 32.963                     | -8.736      | 74.000               | 32.301        | PK   |

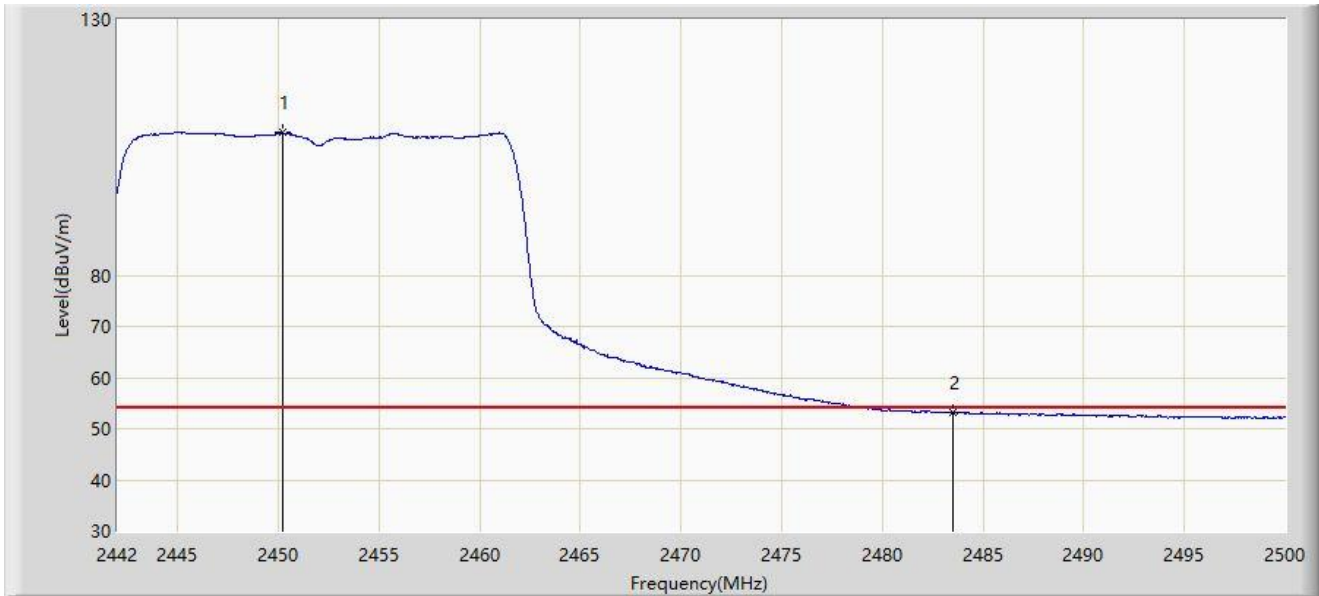
Note 1: " \* ", means this data is the worst emission level.

Note 2: Measure Level (dB $\mu$ V/m) = Reading Level (dB $\mu$ V) + Factor (dB/m).

Note 3: Factor (dB/m) = Cable Loss (dB) + Antenna Factor (dB/m).



|   |                       |
|---|-----------------------|
| Site: SIP-AC3                                   | Test Date: 2024-01-23 |
| Limit: FCC_2.4G_RE(3m)                          | Engineer: Barry Wu    |
| Probe: HF907_102861_1-18GHz                     | Polarity: Vertical    |
| EUT: Tri-band Wi-Fi 7 Wireless AP               | Power: AC 120V/60Hz   |
| Test Mode: Transmit by 802.11ax-HE20 at 2452MHz |                       |



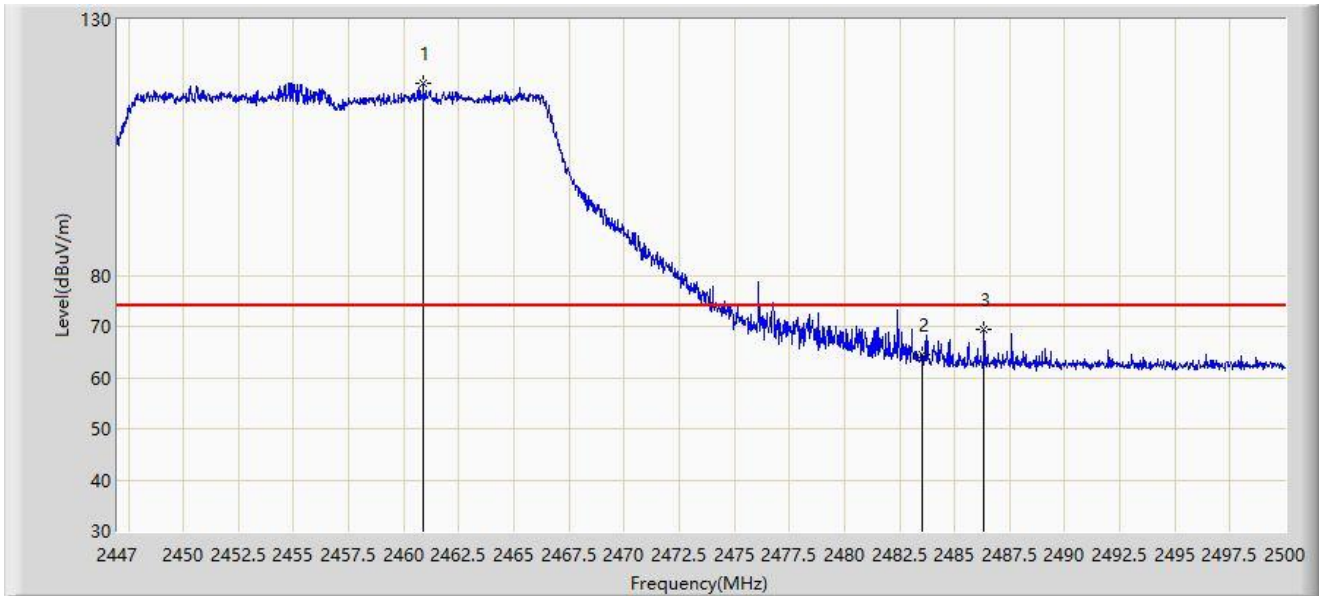
| No | Mark | Frequency (MHz) | Measure Level (dBμV/m) | Reading Level (dBμV) | Margin (dB) | Limit (dBμV/m) | Factor (dB/m) | Type |
|----|------|-----------------|------------------------|----------------------|-------------|----------------|---------------|------|
| 1  |      | 2450.178        | 107.989                | 75.829               | N/A         | N/A            | 32.161        | AV   |
| 2  | *    | 2483.500        | 53.226                 | 20.926               | -0.774      | 54.000         | 32.300        | AV   |

Note 1: " \* ", means this data is the worst emission level.

Note 2: Measure Level (dBμV/m) = Reading Level (dBμV) + Factor (dB/m).

Note 3: Factor (dB/m) = Cable Loss (dB) + Antenna Factor (dB/m).

|   |                       |
|---|-----------------------|
| Site: SIP-AC3                                   | Test Date: 2024-01-23 |
| Limit: FCC_2.4G_RE(3m)                          | Engineer: Barry Wu    |
| Probe: HF907_102861_1-18GHz                     | Polarity: Horizontal  |
| EUT: Tri-band Wi-Fi 7 Wireless AP               | Power: AC 120V/60Hz   |
| Test Mode: Transmit by 802.11ax-HE20 at 2457MHz |                       |



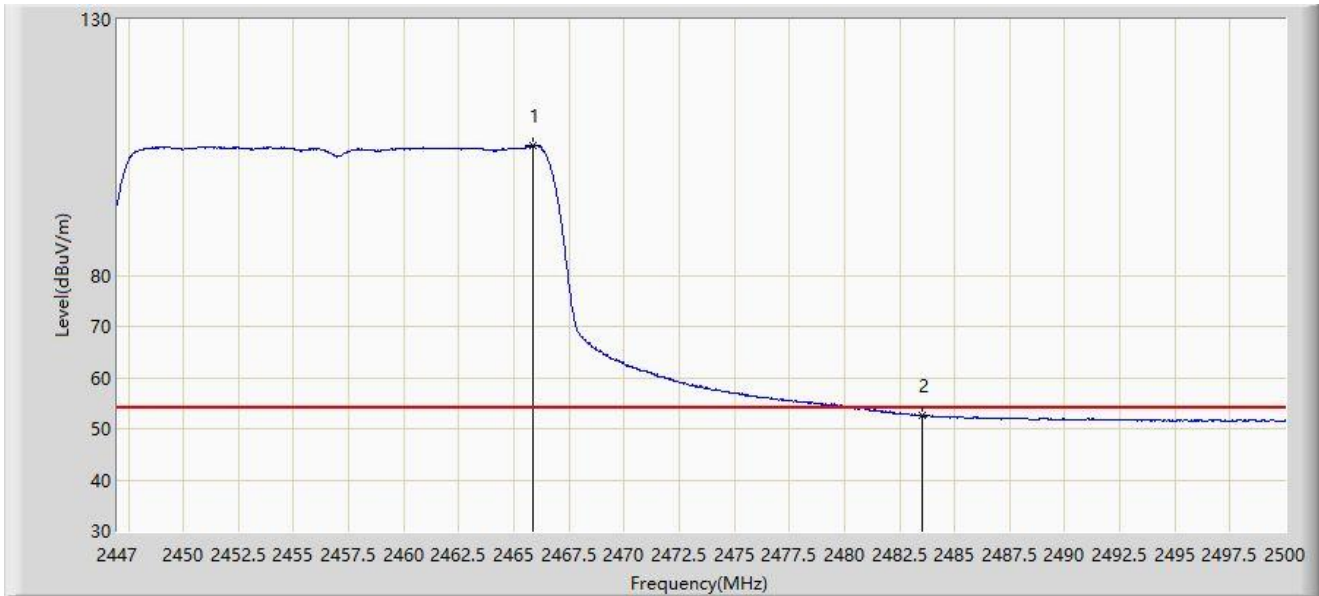
| No | Mark | Frequency (MHz) | Measure Level (dB $\mu$ V/m) | Reading Level (dB $\mu$ V) | Margin (dB) | Limit (dB $\mu$ V/m) | Factor (dB/m) | Type |
|----|------|-----------------|------------------------------|----------------------------|-------------|----------------------|---------------|------|
| 1  |      | 2460.886        | 117.450                      | 85.239                     | N/A         | N/A                  | 32.211        | PK   |
| 2  |      | 2483.500        | 64.376                       | 32.076                     | -9.624      | 74.000               | 32.300        | PK   |
| 3  | *    | 2486.326        | 69.347                       | 37.032                     | -4.653      | 74.000               | 32.315        | PK   |

Note 1: " \* ", means this data is the worst emission level.

Note 2: Measure Level (dB $\mu$ V/m) = Reading Level (dB $\mu$ V) + Factor (dB/m).

Note 3: Factor (dB/m) = Cable Loss (dB) + Antenna Factor (dB/m).

|   |                       |
|---|-----------------------|
| Site: SIP-AC3                                   | Test Date: 2024-01-23 |
| Limit: FCC_2.4G_RE(3m)                          | Engineer: Barry Wu    |
| Probe: HF907_102861_1-18GHz                     | Polarity: Horizontal  |
| EUT: Tri-band Wi-Fi 7 Wireless AP               | Power: AC 120V/60Hz   |
| Test Mode: Transmit by 802.11ax-HE20 at 2457MHz |                       |



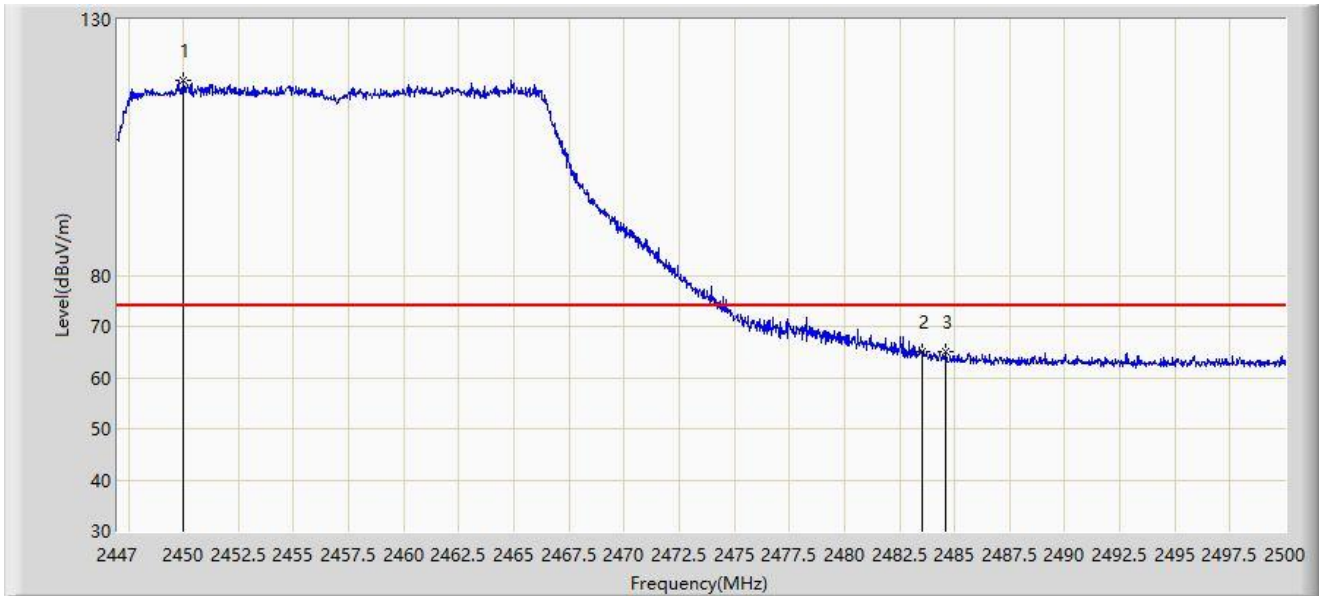
| No | Mark | Frequency (MHz) | Measure Level (dB $\mu$ V/m) | Reading Level (dB $\mu$ V) | Margin (dB) | Limit (dB $\mu$ V/m) | Factor (dB/m) | Type |
|----|------|-----------------|------------------------------|----------------------------|-------------|----------------------|---------------|------|
| 1  |      | 2465.895        | 105.320                      | 73.090                     | N/A         | N/A                  | 32.230        | AV   |
| 2  | *    | 2483.500        | 52.587                       | 20.287                     | -1.413      | 54.000               | 32.300        | AV   |

Note 1: " \* ", means this data is the worst emission level.

Note 2: Measure Level (dB $\mu$ V/m) = Reading Level (dB $\mu$ V) + Factor (dB/m).

Note 3: Factor (dB/m) = Cable Loss (dB) + Antenna Factor (dB/m).

|   |                       |
|---|-----------------------|
| Site: SIP-AC3                                   | Test Date: 2024-01-23 |
| Limit: FCC_2.4G_RE(3m)                          | Engineer: Barry Wu    |
| Probe: HF907_102861_1-18GHz                     | Polarity: Vertical    |
| EUT: Tri-band Wi-Fi 7 Wireless AP               | Power: AC 120V/60Hz   |
| Test Mode: Transmit by 802.11ax-HE20 at 2457MHz |                       |



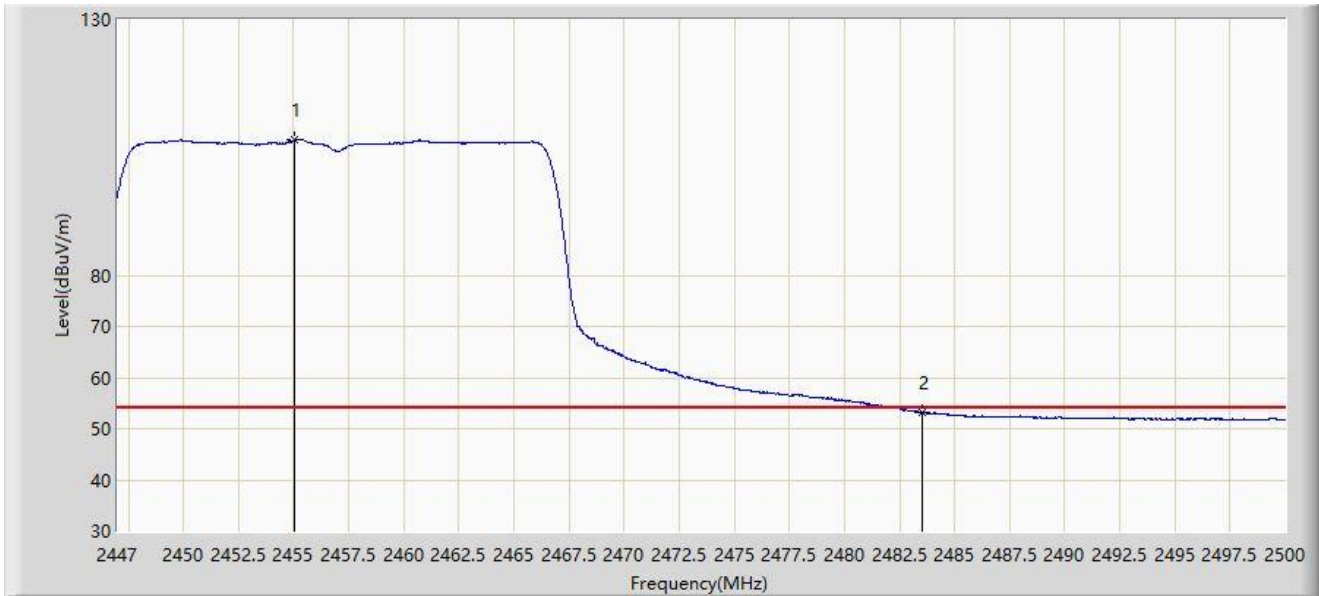
| No | Mark | Frequency (MHz) | Measure Level (dB $\mu$ V/m) | Reading Level (dB $\mu$ V) | Margin (dB) | Limit (dB $\mu$ V/m) | Factor (dB/m) | Type |
|----|------|-----------------|------------------------------|----------------------------|-------------|----------------------|---------------|------|
| 1  |      | 2450.021        | 118.089                      | 85.929                     | N/A         | N/A                  | 32.160        | PK   |
| 2  |      | 2483.500        | 64.980                       | 32.680                     | -9.020      | 74.000               | 32.300        | PK   |
| 3  | *    | 2484.577        | 65.206                       | 32.900                     | -8.794      | 74.000               | 32.306        | PK   |

Note 1: " \* ", means this data is the worst emission level.

Note 2: Measure Level (dB $\mu$ V/m) = Reading Level (dB $\mu$ V) + Factor (dB/m).

Note 3: Factor (dB/m) = Cable Loss (dB) + Antenna Factor (dB/m).

|   |                       |
|---|-----------------------|
| Site: SIP-AC3                                   | Test Date: 2024-01-23 |
| Limit: FCC_2.4G_RE(3m)                          | Engineer: Barry Wu    |
| Probe: HF907_102861_1-18GHz                     | Polarity: Vertical    |
| EUT: Tri-band Wi-Fi 7 Wireless AP               | Power: AC 120V/60Hz   |
| Test Mode: Transmit by 802.11ax-HE20 at 2457MHz |                       |



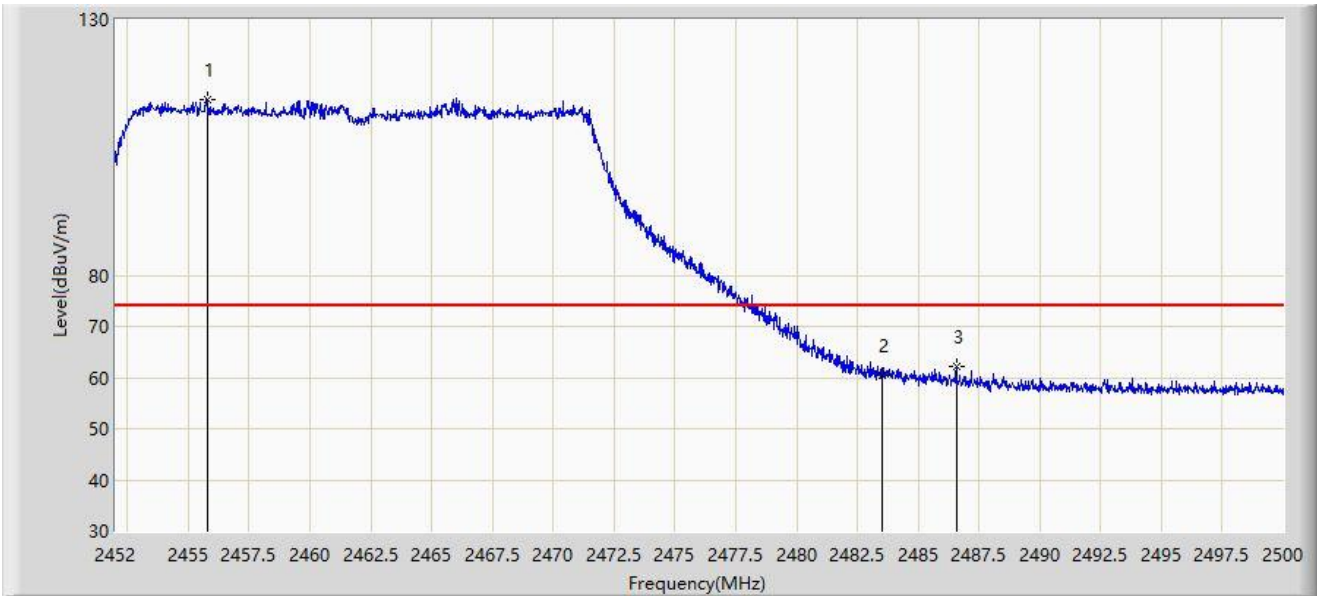
| No | Mark | Frequency (MHz) | Measure Level (dB $\mu$ V/m) | Reading Level (dB $\mu$ V) | Margin (dB) | Limit (dB $\mu$ V/m) | Factor (dB/m) | Type |
|----|------|-----------------|------------------------------|----------------------------|-------------|----------------------|---------------|------|
| 1  |      | 2455.056        | 106.396                      | 74.213                     | N/A         | N/A                  | 32.183        | AV   |
| 2  | *    | 2483.500        | 53.191                       | 20.891                     | -0.809      | 54.000               | 32.300        | AV   |

Note 1: " \* ", means this data is the worst emission level.

Note 2: Measure Level (dB $\mu$ V/m) = Reading Level (dB $\mu$ V) + Factor (dB/m).

Note 3: Factor (dB/m) = Cable Loss (dB) + Antenna Factor (dB/m).

|   |                       |
|---|-----------------------|
| Site: SIP-AC3                                   | Test Date: 2024-01-23 |
| Limit: FCC_2.4G_RE(3m)                          | Engineer: Barry Wu    |
| Probe: HF907_102861_1-18GHz                     | Polarity: Horizontal  |
| EUT: Tri-band Wi-Fi 7 Wireless AP               | Power: AC 120V/60Hz   |
| Test Mode: Transmit by 802.11ax-HE20 at 2462MHz |                       |



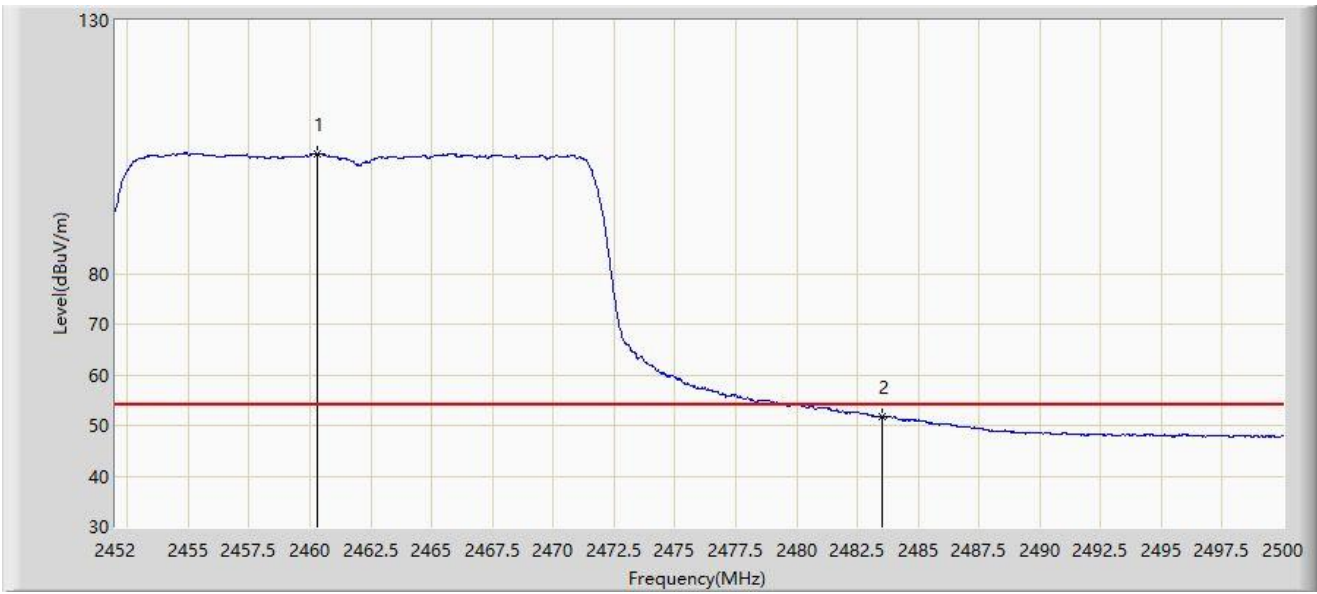
| No | Mark | Frequency (MHz) | Measure Level (dB $\mu$ V/m) | Reading Level (dB $\mu$ V) | Margin (dB) | Limit (dB $\mu$ V/m) | Factor (dB/m) | Type |
|----|------|-----------------|------------------------------|----------------------------|-------------|----------------------|---------------|------|
| 1  |      | 2455.792        | 114.389                      | 82.202                     | N/A         | N/A                  | 32.187        | PK   |
| 2  |      | 2483.500        | 60.449                       | 28.149                     | -13.551     | 74.000               | 32.300        | PK   |
| 3  | *    | 2486.560        | 62.103                       | 29.787                     | -11.897     | 74.000               | 32.316        | PK   |

Note 1: " \* ", means this data is the worst emission level.

Note 2: Measure Level (dB $\mu$ V/m) = Reading Level (dB $\mu$ V) + Factor (dB/m).

Note 3: Factor (dB/m) = Cable Loss (dB) + Antenna Factor (dB/m).

|   |                       |
|---|-----------------------|
| Site: SIP-AC3                                   | Test Date: 2024-01-23 |
| Limit: FCC_2.4G_RE(3m)                          | Engineer: Barry Wu    |
| Probe: HF907_102861_1-18GHz                     | Polarity: Horizontal  |
| EUT: Tri-band Wi-Fi 7 Wireless AP               | Power: AC 120V/60Hz   |
| Test Mode: Transmit by 802.11ax-HE20 at 2462MHz |                       |



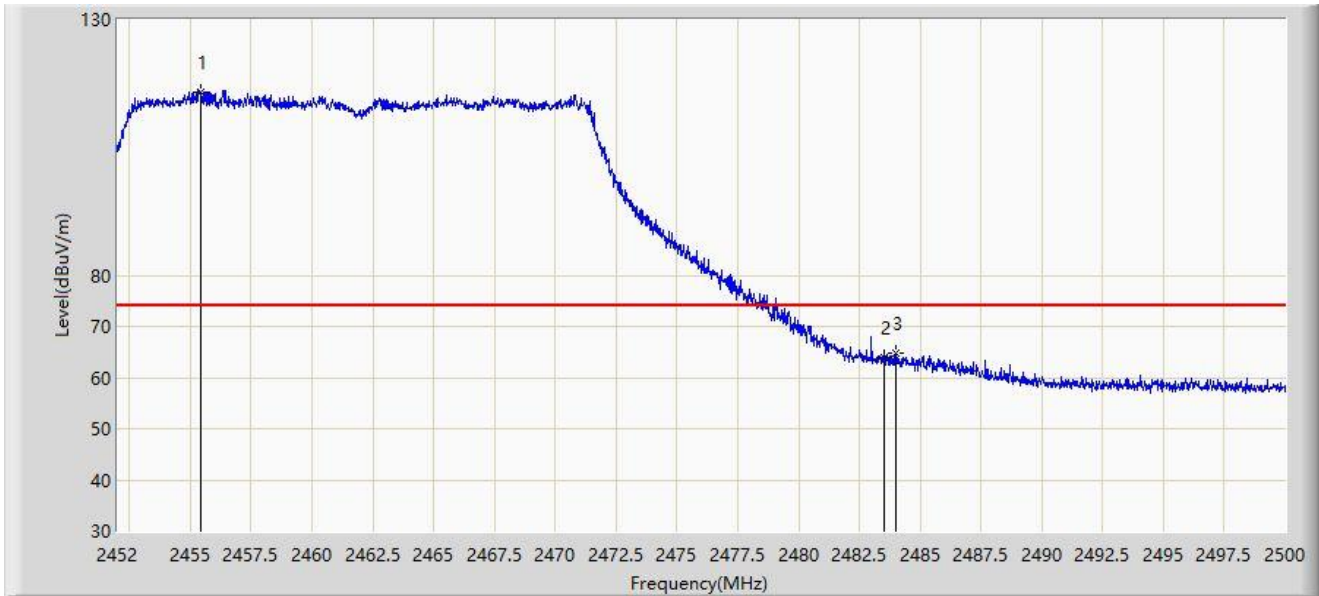
| No | Mark | Frequency (MHz) | Measure Level (dB $\mu$ V/m) | Reading Level (dB $\mu$ V) | Margin (dB) | Limit (dB $\mu$ V/m) | Factor (dB/m) | Type |
|----|------|-----------------|------------------------------|----------------------------|-------------|----------------------|---------------|------|
| 1  |      | 2460.328        | 103.758                      | 71.550                     | N/A         | N/A                  | 32.208        | AV   |
| 2  | *    | 2483.500        | 51.761                       | 19.461                     | -2.239      | 54.000               | 32.300        | AV   |

Note 1: " \* ", means this data is the worst emission level.

Note 2: Measure Level (dB $\mu$ V/m) = Reading Level (dB $\mu$ V) + Factor (dB/m).

Note 3: Factor (dB/m) = Cable Loss (dB) + Antenna Factor (dB/m).

|   |                       |
|---|-----------------------|
| Site: SIP-AC3                                   | Test Date: 2024-01-23 |
| Limit: FCC_2.4G_RE(3m)                          | Engineer: Barry Wu    |
| Probe: HF907_102861_1-18GHz                     | Polarity: Vertical    |
| EUT: Tri-band Wi-Fi 7 Wireless AP               | Power: AC 120V/60Hz   |
| Test Mode: Transmit by 802.11ax-HE20 at 2462MHz |                       |



| No | Mark | Frequency (MHz) | Measure Level (dB $\mu$ V/m) | Reading Level (dB $\mu$ V) | Margin (dB) | Limit (dB $\mu$ V/m) | Factor (dB/m) | Type |
|----|------|-----------------|------------------------------|----------------------------|-------------|----------------------|---------------|------|
| 1  |      | 2455.456        | 115.879                      | 83.694                     | N/A         | N/A                  | 32.185        | PK   |
| 2  |      | 2483.500        | 63.809                       | 31.509                     | -10.191     | 74.000               | 32.300        | PK   |
| 3  | *    | 2483.992        | 64.716                       | 32.413                     | -9.284      | 74.000               | 32.303        | PK   |

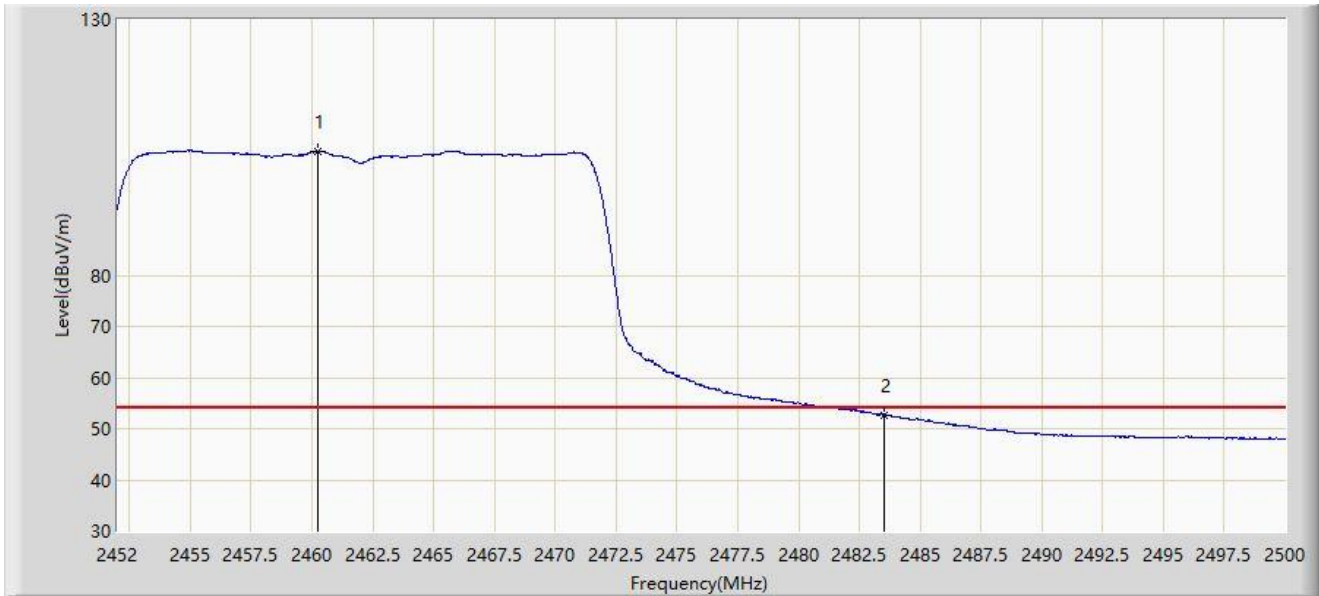
Note 1: " \* ", means this data is the worst emission level.

Note 2: Measure Level (dB $\mu$ V/m) = Reading Level (dB $\mu$ V) + Factor (dB/m).

Note 3: Factor (dB/m) = Cable Loss (dB) + Antenna Factor (dB/m).



|   |                       |
|---|-----------------------|
| Site: SIP-AC3                                   | Test Date: 2024-01-23 |
| Limit: FCC_2.4G_RE(3m)                          | Engineer: Barry Wu    |
| Probe: HF907_102861_1-18GHz                     | Polarity: Vertical    |
| EUT: Tri-band Wi-Fi 7 Wireless AP               | Power: AC 120V/60Hz   |
| Test Mode: Transmit by 802.11ax-HE20 at 2462MHz |                       |



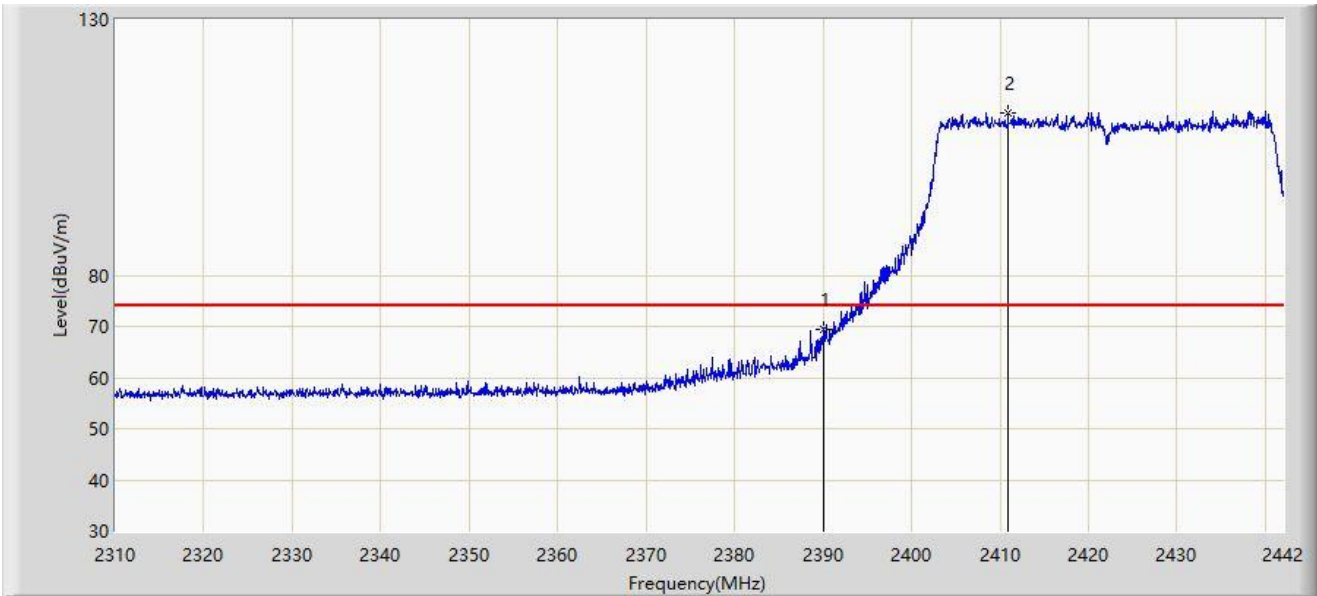
| No | Mark | Frequency (MHz) | Measure Level (dB $\mu$ V/m) | Reading Level (dB $\mu$ V) | Margin (dB) | Limit (dB $\mu$ V/m) | Factor (dB/m) | Type |
|----|------|-----------------|------------------------------|----------------------------|-------------|----------------------|---------------|------|
| 1  |      | 2460.256        | 104.283                      | 72.075                     | N/A         | N/A                  | 32.208        | AV   |
| 2  | *    | 2483.500        | 52.751                       | 20.451                     | -1.249      | 54.000               | 32.300        | AV   |

Note 1: " \* ", means this data is the worst emission level.

Note 2: Measure Level (dB $\mu$ V/m) = Reading Level (dB $\mu$ V) + Factor (dB/m).

Note 3: Factor (dB/m) = Cable Loss (dB) + Antenna Factor (dB/m).

|   |                       |
|---|-----------------------|
| Site: SIP-AC3                                   | Test Date: 2024-01-23 |
| Limit: FCC_2.4G_RE(3m)                          | Engineer: Barry Wu    |
| Probe: HF907_102861_1-18GHz                     | Polarity: Horizontal  |
| EUT: Tri-band Wi-Fi 7 Wireless AP               | Power: AC 120V/60Hz   |
| Test Mode: Transmit by 802.11ax-HE40 at 2422MHz |                       |



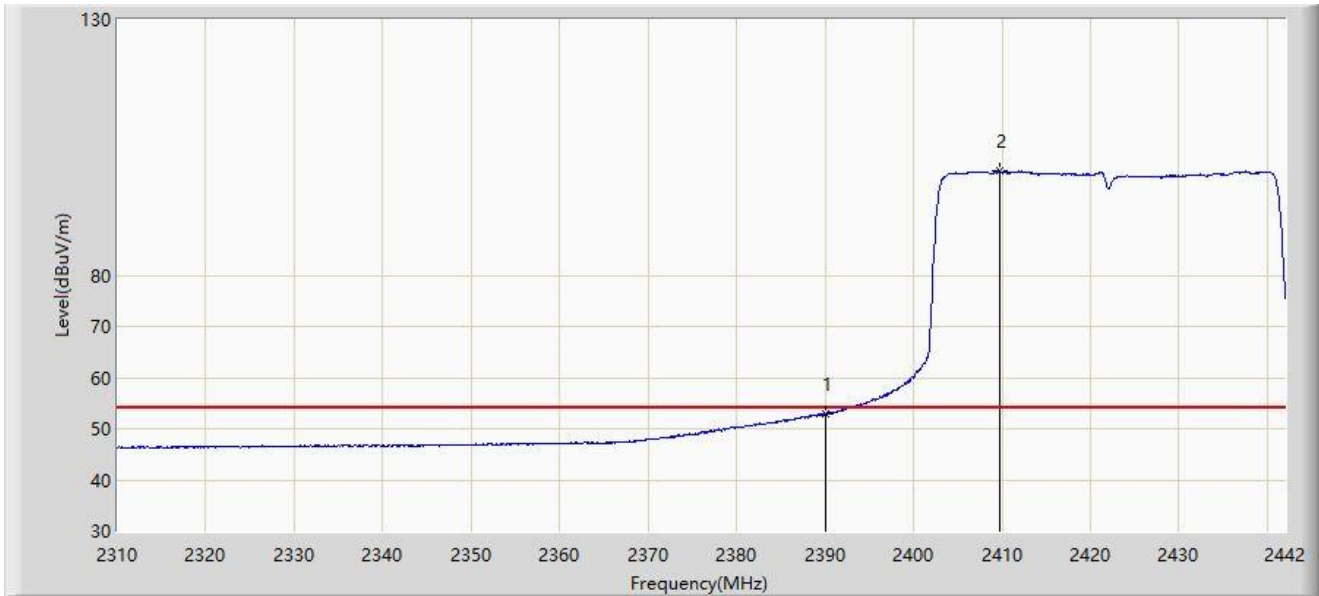
| No | Mark | Frequency (MHz) | Measure Level (dB $\mu$ V/m) | Reading Level (dB $\mu$ V) | Margin (dB) | Limit (dB $\mu$ V/m) | Factor (dB/m) | Type |
|----|------|-----------------|------------------------------|----------------------------|-------------|----------------------|---------------|------|
| 1  | *    | 2390.000        | 69.400                       | 37.377                     | -4.600      | 74.000               | 32.023        | PK   |
| 2  |      | 2410.914        | 111.870                      | 79.825                     | N/A         | N/A                  | 32.045        | PK   |

Note 1: " \* ", means this data is the worst emission level.

Note 2: Measure Level (dB $\mu$ V/m) = Reading Level (dB $\mu$ V) + Factor (dB/m).

Note 3: Factor (dB/m) = Cable Loss (dB) + Antenna Factor (dB/m).

|   |                       |
|---|-----------------------|
| Site: SIP-AC3                                   | Test Date: 2024-01-23 |
| Limit: FCC_2.4G_RE(3m)                          | Engineer: Barry Wu    |
| Probe: HF907_102861_1-18GHz                     | Polarity: Horizontal  |
| EUT: Tri-band Wi-Fi 7 Wireless AP               | Power: AC 120V/60Hz   |
| Test Mode: Transmit by 802.11ax-HE40 at 2422MHz |                       |



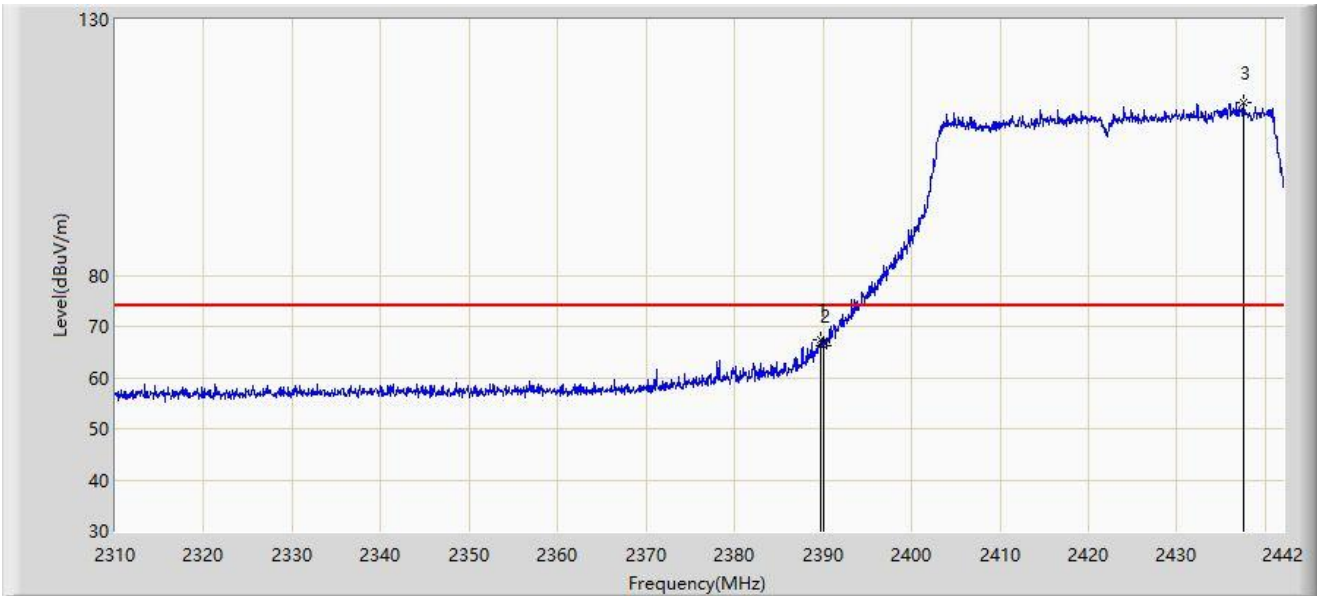
| No | Mark | Frequency (MHz) | Measure Level (dB $\mu$ V/m) | Reading Level (dB $\mu$ V) | Margin (dB) | Limit (dB $\mu$ V/m) | Factor (dB/m) | Type |
|----|------|-----------------|------------------------------|----------------------------|-------------|----------------------|---------------|------|
| 1  | *    | 2390.000        | 52.962                       | 20.939                     | -1.038      | 54.000               | 32.023        | AV   |
| 2  |      | 2409.792        | 100.367                      | 68.323                     | N/A         | N/A                  | 32.044        | AV   |

Note 1: " \* ", means this data is the worst emission level.

Note 2: Measure Level (dB $\mu$ V/m) = Reading Level (dB $\mu$ V) + Factor (dB/m).

Note 3: Factor (dB/m) = Cable Loss (dB) + Antenna Factor (dB/m).

|   |                       |
|---|-----------------------|
| Site: SIP-AC3                                   | Test Date: 2024-01-23 |
| Limit: FCC_2.4G_RE(3m)                          | Engineer: Barry Wu    |
| Probe: HF907_102861_1-18GHz                     | Polarity: Vertical    |
| EUT: Tri-band Wi-Fi 7 Wireless AP               | Power: AC 120V/60Hz   |
| Test Mode: Transmit by 802.11ax-HE40 at 2422MHz |                       |



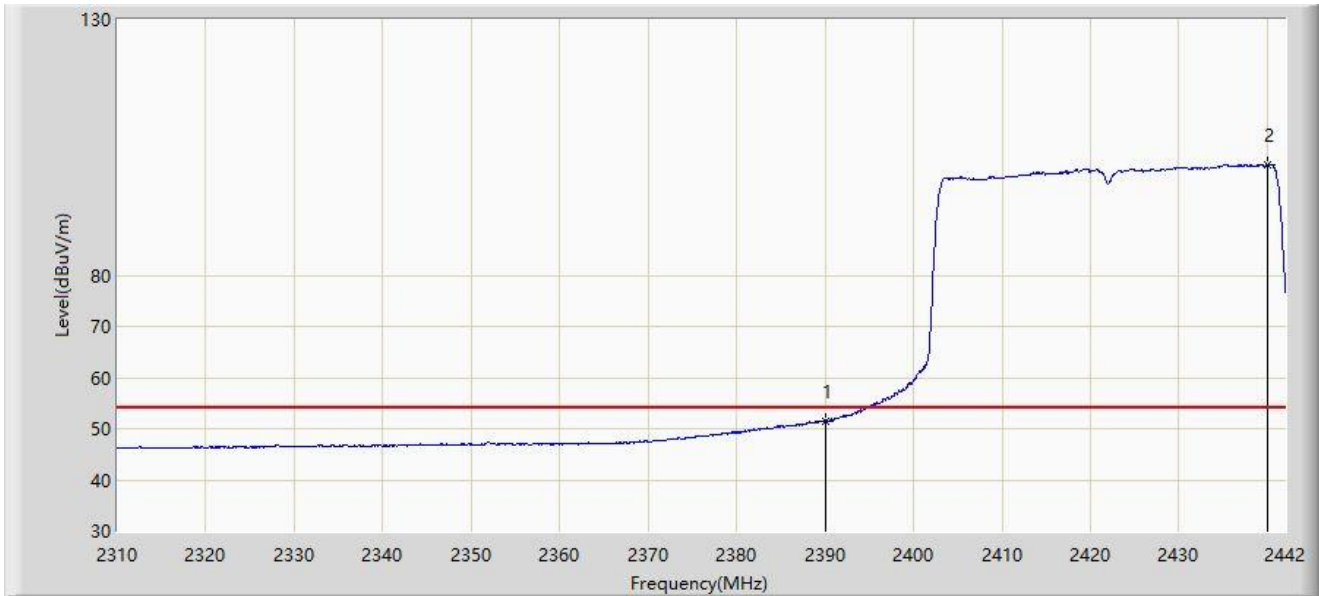
| No | Mark | Frequency (MHz) | Measure Level (dB $\mu$ V/m) | Reading Level (dB $\mu$ V) | Margin (dB) | Limit (dB $\mu$ V/m) | Factor (dB/m) | Type |
|----|------|-----------------|------------------------------|----------------------------|-------------|----------------------|---------------|------|
| 1  | *    | 2389.728        | 67.424                       | 35.402                     | -6.576      | 74.000               | 32.022        | PK   |
| 2  |      | 2390.000        | 66.211                       | 34.188                     | -7.789      | 74.000               | 32.023        | PK   |
| 3  |      | 2437.578        | 113.808                      | 81.711                     | N/A         | N/A                  | 32.097        | PK   |

Note 1: " \* ", means this data is the worst emission level.

Note 2: Measure Level (dB $\mu$ V/m) = Reading Level (dB $\mu$ V) + Factor (dB/m).

Note 3: Factor (dB/m) = Cable Loss (dB) + Antenna Factor (dB/m).

|   |                       |
|---|-----------------------|
| Site: SIP-AC3                                   | Test Date: 2024-01-23 |
| Limit: FCC_2.4G_RE(3m)                          | Engineer: Barry Wu    |
| Probe: HF907_102861_1-18GHz                     | Polarity: Vertical    |
| EUT: Tri-band Wi-Fi 7 Wireless AP               | Power: AC 120V/60Hz   |
| Test Mode: Transmit by 802.11ax-HE40 at 2422MHz |                       |



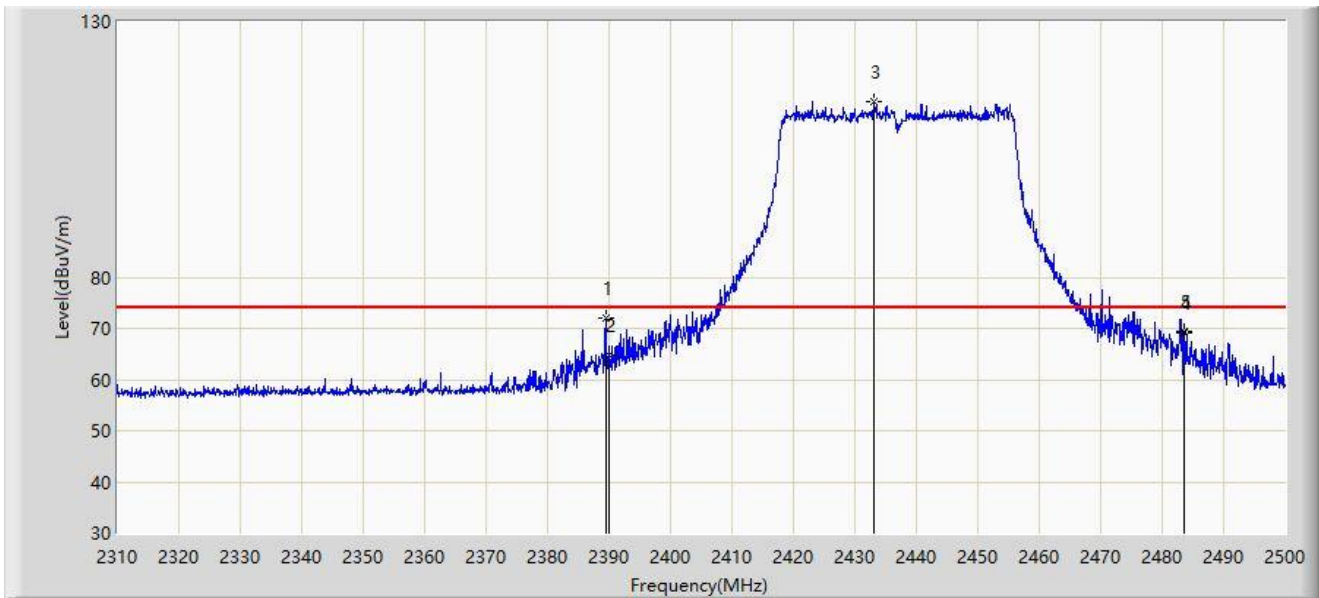
| No | Mark | Frequency (MHz) | Measure Level (dB $\mu$ V/m) | Reading Level (dB $\mu$ V) | Margin (dB) | Limit (dB $\mu$ V/m) | Factor (dB/m) | Type |
|----|------|-----------------|------------------------------|----------------------------|-------------|----------------------|---------------|------|
| 1  | *    | 2390.000        | 51.542                       | 19.519                     | -2.458      | 54.000               | 32.023        | AV   |
| 2  |      | 2440.086        | 101.668                      | 69.558                     | N/A         | N/A                  | 32.110        | AV   |

Note 1: " \* ", means this data is the worst emission level.

Note 2: Measure Level (dB $\mu$ V/m) = Reading Level (dB $\mu$ V) + Factor (dB/m).

Note 3: Factor (dB/m) = Cable Loss (dB) + Antenna Factor (dB/m).

|   |                       |
|---|-----------------------|
| Site: SIP-AC3                                   | Test Date: 2024-01-23 |
| Limit: FCC_2.4G_RE(3m)                          | Engineer: Barry Wu    |
| Probe: HF907_102861_1-18GHz                     | Polarity: Horizontal  |
| EUT: Tri-band Wi-Fi 7 Wireless AP               | Power: AC 120V/60Hz   |
| Test Mode: Transmit by 802.11ax-HE40 at 2437MHz |                       |



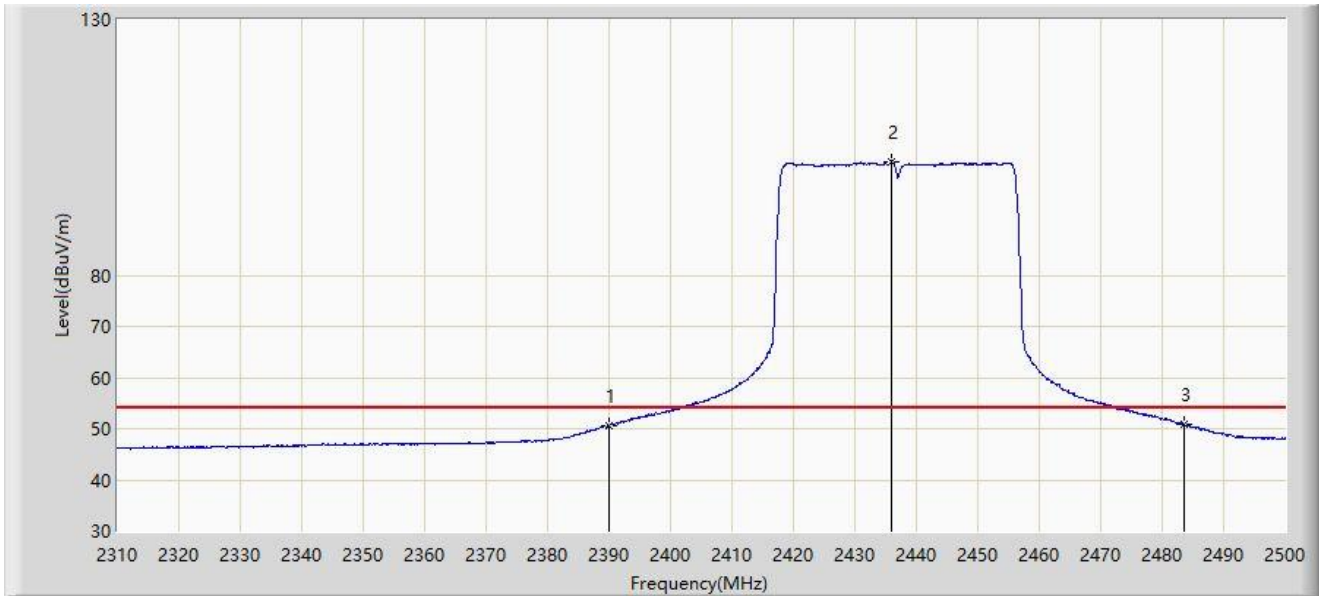
| No | Mark | Frequency (MHz) | Measure Level (dB $\mu$ V/m) | Reading Level (dB $\mu$ V) | Margin (dB) | Limit (dB $\mu$ V/m) | Factor (dB/m) | Type |
|----|------|-----------------|------------------------------|----------------------------|-------------|----------------------|---------------|------|
| 1  | *    | 2389.420        | 72.075                       | 40.053                     | -1.925      | 74.000               | 32.022        | PK   |
| 2  |      | 2390.000        | 64.759                       | 32.736                     | -9.241      | 74.000               | 32.023        | PK   |
| 3  |      | 2433.120        | 114.466                      | 82.393                     | N/A         | N/A                  | 32.073        | PK   |
| 4  |      | 2483.500        | 69.052                       | 36.752                     | -4.948      | 74.000               | 32.300        | PK   |
| 5  |      | 2483.565        | 69.411                       | 37.110                     | -4.589      | 74.000               | 32.301        | PK   |

Note 1: " \* ", means this data is the worst emission level.

Note 2: Measure Level (dB $\mu$ V/m) = Reading Level (dB $\mu$ V) + Factor (dB/m).

Note 3: Factor (dB/m) = Cable Loss (dB) + Antenna Factor (dB/m).

|   |                       |
|---|-----------------------|
| Site: SIP-AC3                                   | Test Date: 2024-01-23 |
| Limit: FCC_2.4G_RE(3m)                          | Engineer: Barry Wu    |
| Probe: HF907_102861_1-18GHz                     | Polarity: Horizontal  |
| EUT: Tri-band Wi-Fi 7 Wireless AP               | Power: AC 120V/60Hz   |
| Test Mode: Transmit by 802.11ax-HE40 at 2437MHz |                       |



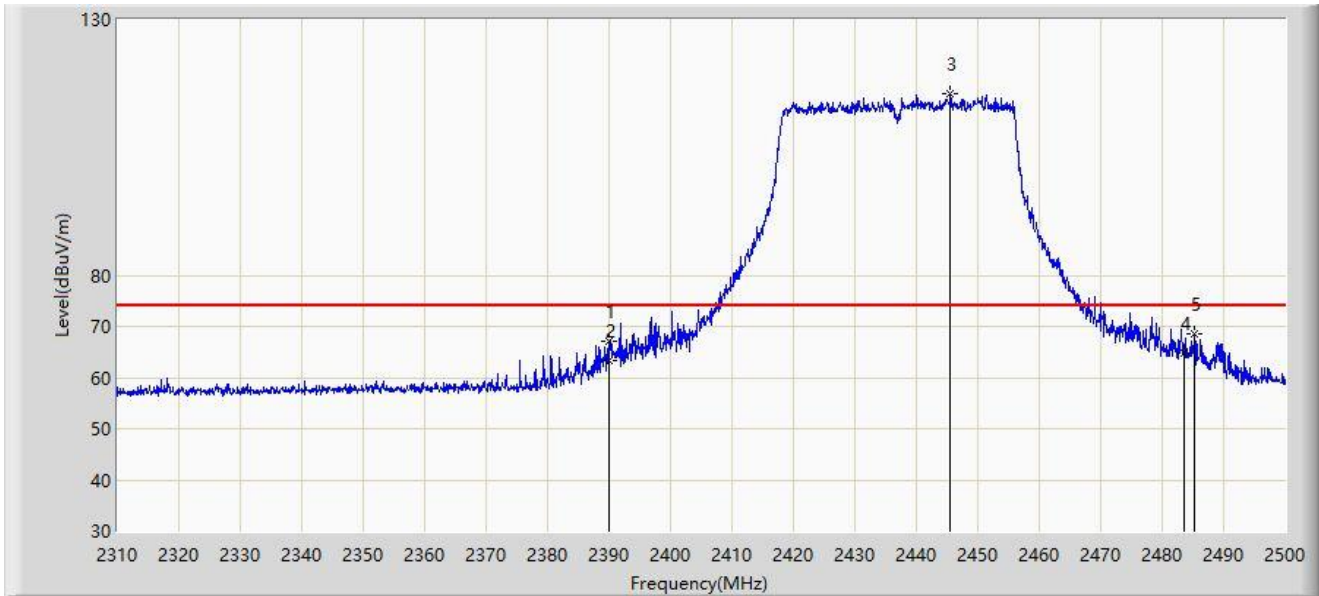
| No | Mark | Frequency (MHz) | Measure Level (dB $\mu$ V/m) | Reading Level (dB $\mu$ V) | Margin (dB) | Limit (dB $\mu$ V/m) | Factor (dB/m) | Type |
|----|------|-----------------|------------------------------|----------------------------|-------------|----------------------|---------------|------|
| 1  |      | 2390.000        | 50.639                       | 18.616                     | -3.361      | 54.000               | 32.023        | AV   |
| 2  |      | 2435.970        | 102.251                      | 70.163                     | N/A         | N/A                  | 32.089        | AV   |
| 3  | *    | 2483.500        | 50.757                       | 18.457                     | -3.243      | 54.000               | 32.300        | AV   |

Note 1: " \* ", means this data is the worst emission level.

Note 2: Measure Level (dB $\mu$ V/m) = Reading Level (dB $\mu$ V) + Factor (dB/m).

Note 3: Factor (dB/m) = Cable Loss (dB) + Antenna Factor (dB/m).

|   |                       |
|---|-----------------------|
| Site: SIP-AC3                                   | Test Date: 2024-01-23 |
| Limit: FCC_2.4G_RE(3m)                          | Engineer: Barry Wu    |
| Probe: HF907_102861_1-18GHz                     | Polarity: Vertical    |
| EUT: Tri-band Wi-Fi 7 Wireless AP               | Power: AC 120V/60Hz   |
| Test Mode: Transmit by 802.11ax-HE40 at 2437MHz |                       |



| No | Mark | Frequency (MHz) | Measure Level (dB $\mu$ V/m) | Reading Level (dB $\mu$ V) | Margin (dB) | Limit (dB $\mu$ V/m) | Factor (dB/m) | Type |
|----|------|-----------------|------------------------------|----------------------------|-------------|----------------------|---------------|------|
| 1  |      | 2389.895        | 66.999                       | 34.976                     | -7.001      | 74.000               | 32.023        | PK   |
| 2  |      | 2390.000        | 63.324                       | 31.301                     | -10.676     | 74.000               | 32.023        | PK   |
| 3  |      | 2445.565        | 115.431                      | 83.292                     | N/A         | N/A                  | 32.139        | PK   |
| 4  |      | 2483.500        | 64.714                       | 32.414                     | -9.286      | 74.000               | 32.300        | PK   |
| 5  | *    | 2485.275        | 68.538                       | 36.229                     | -5.462      | 74.000               | 32.309        | PK   |

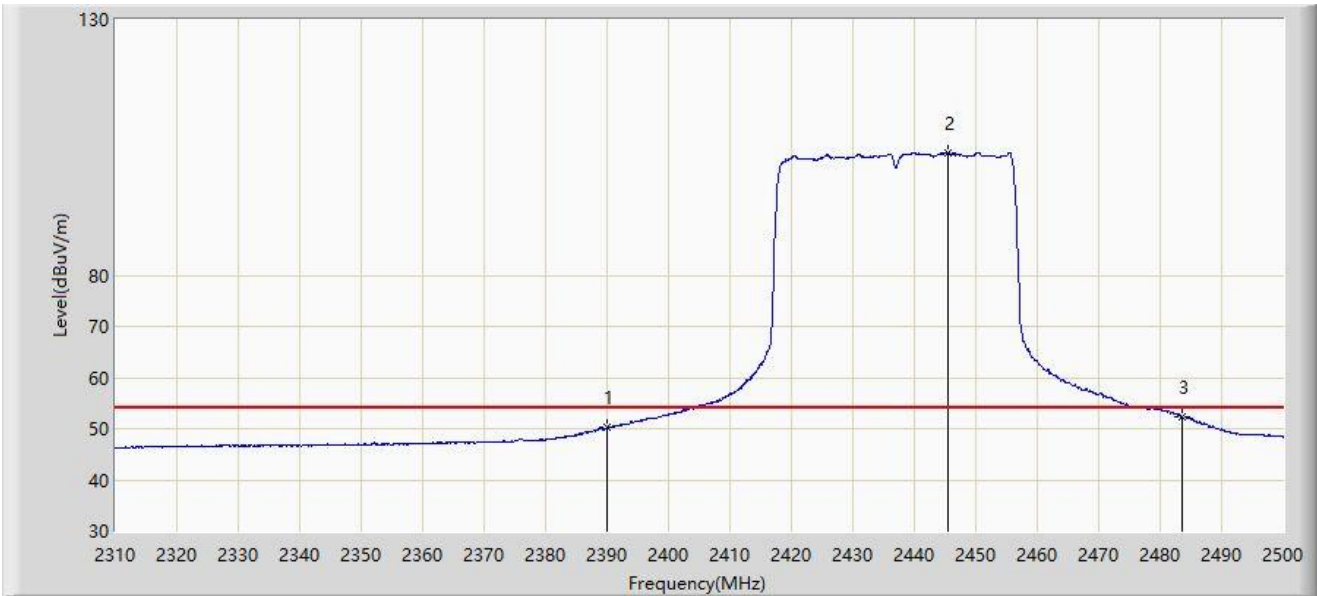
Note 1: " \* ", means this data is the worst emission level.

Note 2: Measure Level (dB $\mu$ V/m) = Reading Level (dB $\mu$ V) + Factor (dB/m).

Note 3: Factor (dB/m) = Cable Loss (dB) + Antenna Factor (dB/m).



|   |                       |
|---|-----------------------|
| Site: SIP-AC3                                   | Test Date: 2024-01-23 |
| Limit: FCC_2.4G_RE(3m)                          | Engineer: Barry Wu    |
| Probe: HF907_102861_1-18GHz                     | Polarity: Vertical    |
| EUT: Tri-band Wi-Fi 7 Wireless AP               | Power: AC 120V/60Hz   |
| Test Mode: Transmit by 802.11ax-HE40 at 2437MHz |                       |



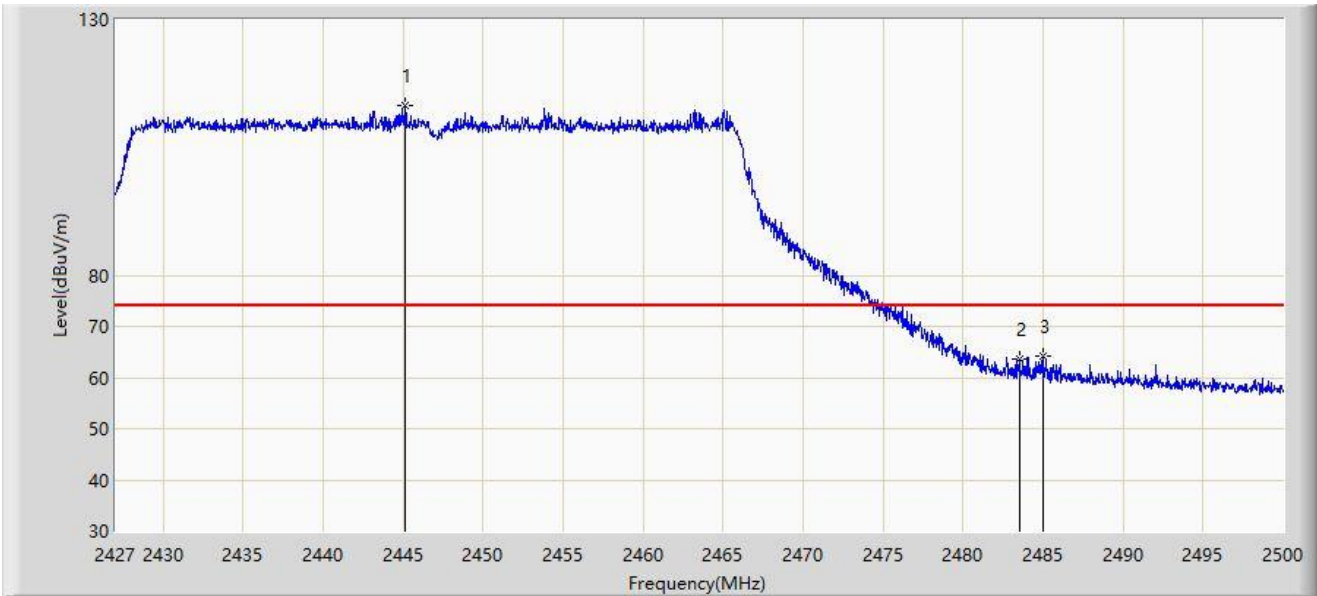
| No | Mark | Frequency (MHz) | Measure Level (dB $\mu$ V/m) | Reading Level (dB $\mu$ V) | Margin (dB) | Limit (dB $\mu$ V/m) | Factor (dB/m) | Type |
|----|------|-----------------|------------------------------|----------------------------|-------------|----------------------|---------------|------|
| 1  |      | 2390.000        | 50.201                       | 18.178                     | -3.799      | 54.000               | 32.023        | AV   |
| 2  |      | 2445.565        | 103.853                      | 71.714                     | N/A         | N/A                  | 32.139        | AV   |
| 3  | *    | 2483.500        | 52.432                       | 20.132                     | -1.568      | 54.000               | 32.300        | AV   |

Note 1: " \* ", means this data is the worst emission level.

Note 2: Measure Level (dB $\mu$ V/m) = Reading Level (dB $\mu$ V) + Factor (dB/m).

Note 3: Factor (dB/m) = Cable Loss (dB) + Antenna Factor (dB/m).

|   |                       |
|---|-----------------------|
| Site: SIP-AC3                                   | Test Date: 2024-01-23 |
| Limit: FCC_2.4G_RE(3m)                          | Engineer: Barry Wu    |
| Probe: HF907_102861_1-18GHz                     | Polarity: Horizontal  |
| EUT: Tri-band Wi-Fi 7 Wireless AP               | Power: AC 120V/60Hz   |
| Test Mode: Transmit by 802.11ax-HE40 at 2447MHz |                       |



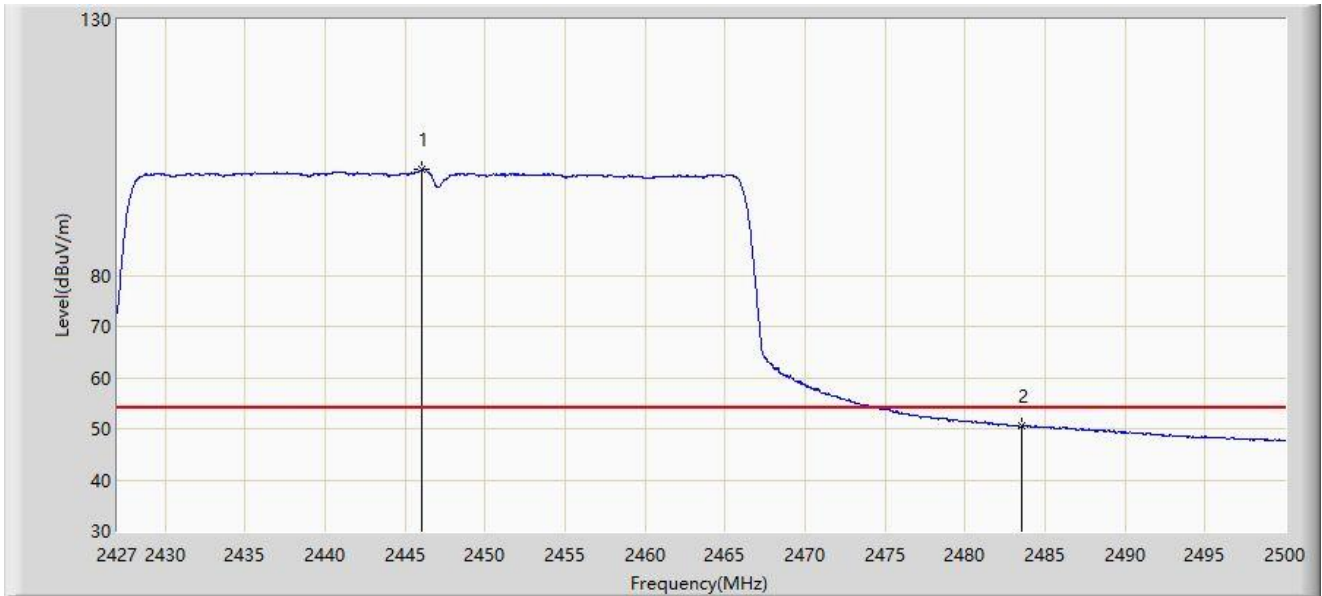
| No | Mark | Frequency (MHz) | Measure Level (dB $\mu$ V/m) | Reading Level (dB $\mu$ V) | Margin (dB) | Limit (dB $\mu$ V/m) | Factor (dB/m) | Type |
|----|------|-----------------|------------------------------|----------------------------|-------------|----------------------|---------------|------|
| 1  |      | 2445.140        | 113.057                      | 80.920                     | N/A         | N/A                  | 32.137        | PK   |
| 2  |      | 2483.500        | 63.479                       | 31.179                     | -10.521     | 74.000               | 32.300        | PK   |
| 3  | *    | 2484.962        | 64.214                       | 31.906                     | -9.786      | 74.000               | 32.308        | PK   |

Note 1: " \* ", means this data is the worst emission level.

Note 2: Measure Level (dB $\mu$ V/m) = Reading Level (dB $\mu$ V) + Factor (dB/m).

Note 3: Factor (dB/m) = Cable Loss (dB) + Antenna Factor (dB/m).

|   |                       |
|---|-----------------------|
| Site: SIP-AC3                                   | Test Date: 2024-01-23 |
| Limit: FCC_2.4G_RE(3m)                          | Engineer: Barry Wu    |
| Probe: HF907_102861_1-18GHz                     | Polarity: Horizontal  |
| EUT: Tri-band Wi-Fi 7 Wireless AP               | Power: AC 120V/60Hz   |
| Test Mode: Transmit by 802.11ax-HE40 at 2447MHz |                       |



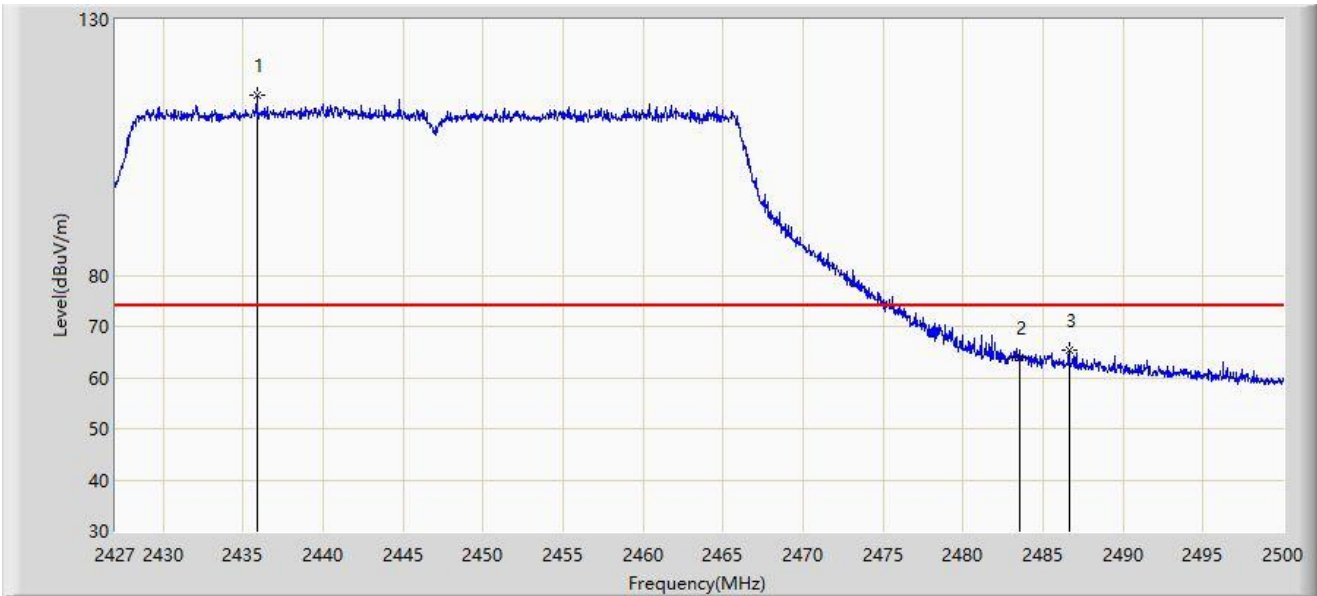
| No | Mark | Frequency (MHz) | Measure Level (dB $\mu$ V/m) | Reading Level (dB $\mu$ V) | Margin (dB) | Limit (dB $\mu$ V/m) | Factor (dB/m) | Type |
|----|------|-----------------|------------------------------|----------------------------|-------------|----------------------|---------------|------|
| 1  |      | 2446.053        | 100.685                      | 68.544                     | N/A         | N/A                  | 32.141        | AV   |
| 2  | *    | 2483.500        | 50.466                       | 18.166                     | -3.534      | 54.000               | 32.300        | AV   |

Note 1: " \* ", means this data is the worst emission level.

Note 2: Measure Level (dB $\mu$ V/m) = Reading Level (dB $\mu$ V) + Factor (dB/m).

Note 3: Factor (dB/m) = Cable Loss (dB) + Antenna Factor (dB/m).

|   |                       |
|---|-----------------------|
| Site: SIP-AC3                                   | Test Date: 2024-01-23 |
| Limit: FCC_2.4G_RE(3m)                          | Engineer: Barry Wu    |
| Probe: HF907_102861_1-18GHz                     | Polarity: Vertical    |
| EUT: Tri-band Wi-Fi 7 Wireless AP               | Power: AC 120V/60Hz   |
| Test Mode: Transmit by 802.11ax-HE40 at 2447MHz |                       |



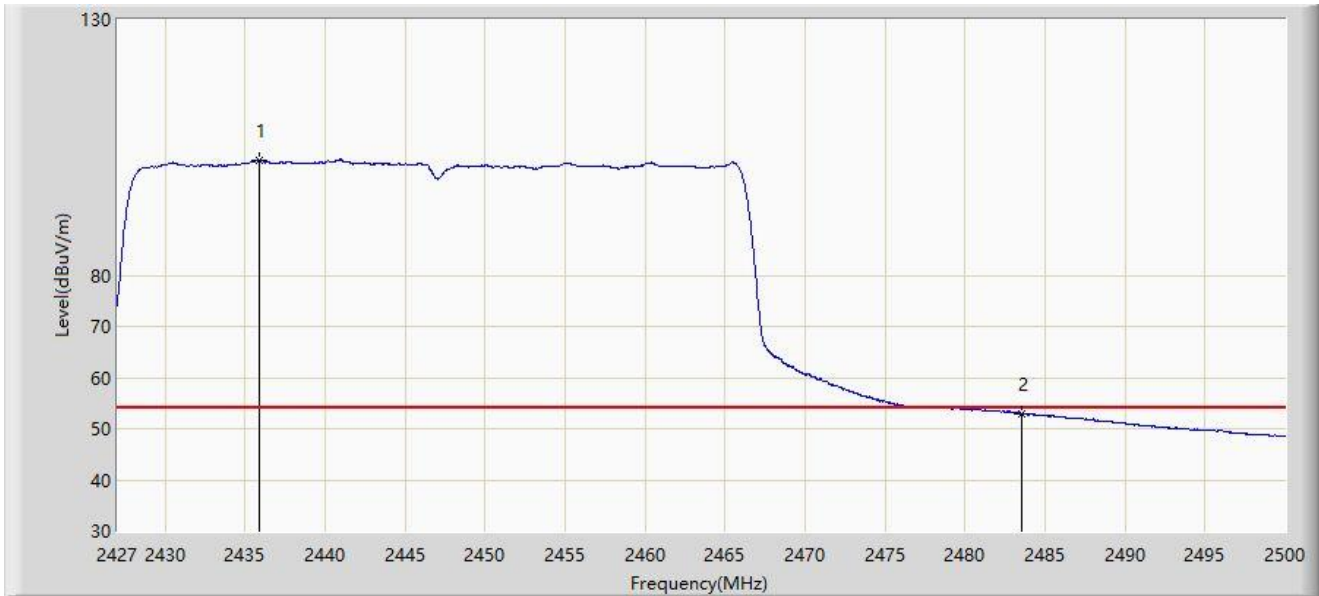
| No | Mark | Frequency (MHz) | Measure Level (dBμV/m) | Reading Level (dBμV) | Margin (dB) | Limit (dBμV/m) | Factor (dB/m) | Type |
|----|------|-----------------|------------------------|----------------------|-------------|----------------|---------------|------|
| 1  |      | 2435.833        | 115.139                | 83.052               | N/A         | N/A            | 32.088        | PK   |
| 2  |      | 2483.500        | 63.871                 | 31.571               | -10.129     | 74.000         | 32.300        | PK   |
| 3  | *    | 2486.604        | 65.451                 | 33.135               | -8.549      | 74.000         | 32.316        | PK   |

Note 1: " \* ", means this data is the worst emission level.

Note 2: Measure Level (dBμV/m) = Reading Level (dBμV) + Factor (dB/m).

Note 3: Factor (dB/m) = Cable Loss (dB) + Antenna Factor (dB/m).

|   |                       |
|---|-----------------------|
| Site: SIP-AC3                                   | Test Date: 2024-01-23 |
| Limit: FCC_2.4G_RE(3m)                          | Engineer: Barry Wu    |
| Probe: HF907_102861_1-18GHz                     | Polarity: Vertical    |
| EUT: Tri-band Wi-Fi 7 Wireless AP               | Power: AC 120V/60Hz   |
| Test Mode: Transmit by 802.11ax-HE40 at 2447MHz |                       |



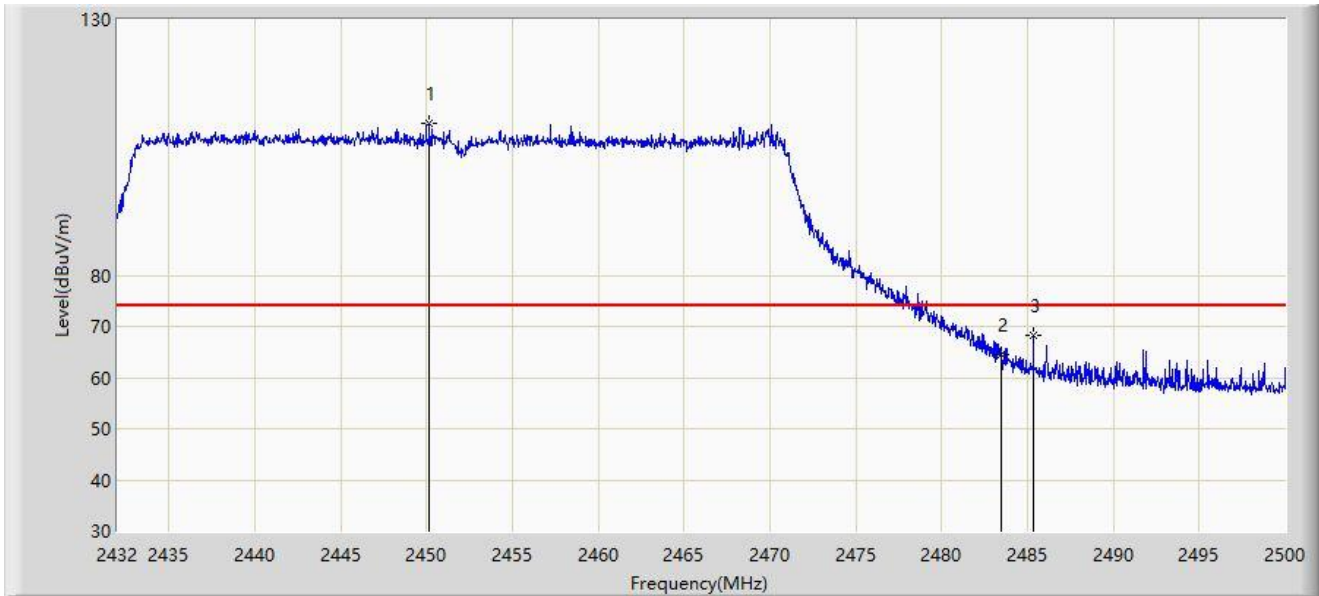
| No | Mark | Frequency (MHz) | Measure Level (dB $\mu$ V/m) | Reading Level (dB $\mu$ V) | Margin (dB) | Limit (dB $\mu$ V/m) | Factor (dB/m) | Type |
|----|------|-----------------|------------------------------|----------------------------|-------------|----------------------|---------------|------|
| 1  |      | 2435.833        | 102.515                      | 70.428                     | N/A         | N/A                  | 32.088        | AV   |
| 2  | *    | 2483.500        | 52.923                       | 20.623                     | -1.077      | 54.000               | 32.300        | AV   |

Note 1: " \* ", means this data is the worst emission level.

Note 2: Measure Level (dB $\mu$ V/m) = Reading Level (dB $\mu$ V) + Factor (dB/m).

Note 3: Factor (dB/m) = Cable Loss (dB) + Antenna Factor (dB/m).

|   |                       |
|---|-----------------------|
| Site: SIP-AC3                                   | Test Date: 2024-01-23 |
| Limit: FCC_2.4G_RE(3m)                          | Engineer: Barry Wu    |
| Probe: HF907_102861_1-18GHz                     | Polarity: Horizontal  |
| EUT: Tri-band Wi-Fi 7 Wireless AP               | Power: AC 120V/60Hz   |
| Test Mode: Transmit by 802.11ax-HE40 at 2452MHz |                       |



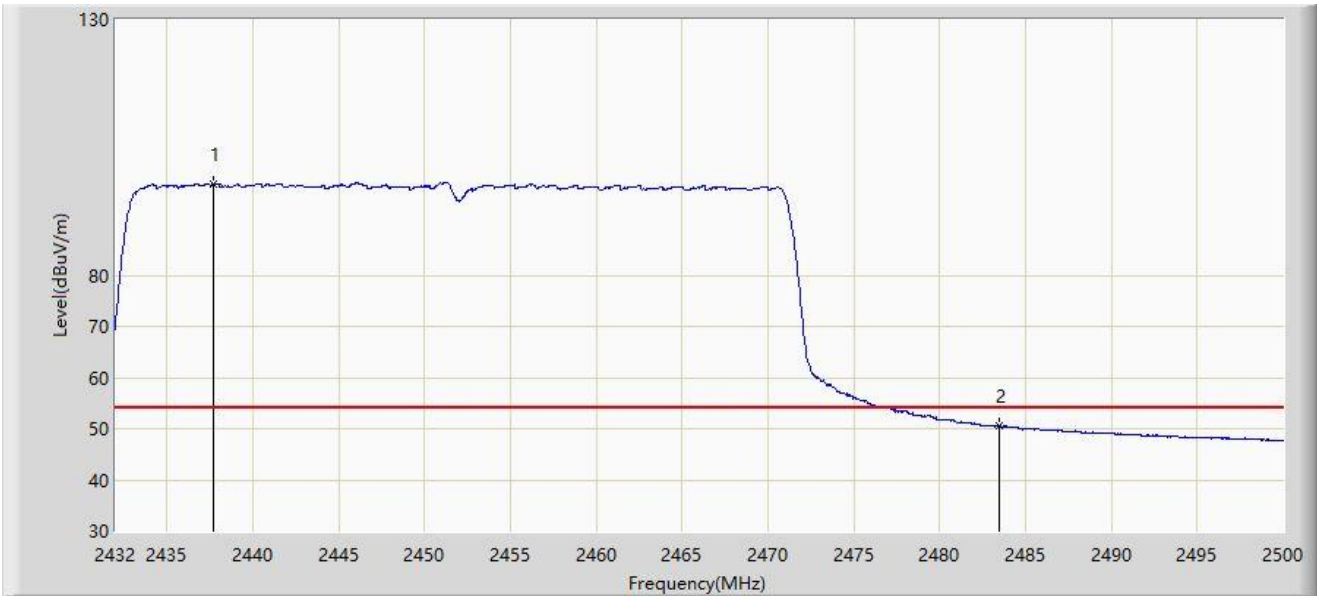
| No | Mark | Frequency (MHz) | Measure Level (dB $\mu$ V/m) | Reading Level (dB $\mu$ V) | Margin (dB) | Limit (dB $\mu$ V/m) | Factor (dB/m) | Type |
|----|------|-----------------|------------------------------|----------------------------|-------------|----------------------|---------------|------|
| 1  |      | 2450.156        | 109.704                      | 77.544                     | N/A         | N/A                  | 32.161        | PK   |
| 2  |      | 2483.500        | 64.546                       | 32.246                     | -9.454      | 74.000               | 32.300        | PK   |
| 3  | *    | 2485.346        | 68.249                       | 35.939                     | -5.751      | 74.000               | 32.310        | PK   |

Note 1: " \* ", means this data is the worst emission level.

Note 2: Measure Level (dB $\mu$ V/m) = Reading Level (dB $\mu$ V) + Factor (dB/m).

Note 3: Factor (dB/m) = Cable Loss (dB) + Antenna Factor (dB/m).

|   |                       |
|---|-----------------------|
| Site: SIP-AC3                                   | Test Date: 2024-01-23 |
| Limit: FCC_2.4G_RE(3m)                          | Engineer: Barry Wu    |
| Probe: HF907_102861_1-18GHz                     | Polarity: Horizontal  |
| EUT: Tri-band Wi-Fi 7 Wireless AP               | Power: AC 120V/60Hz   |
| Test Mode: Transmit by 802.11ax-HE40 at 2452MHz |                       |



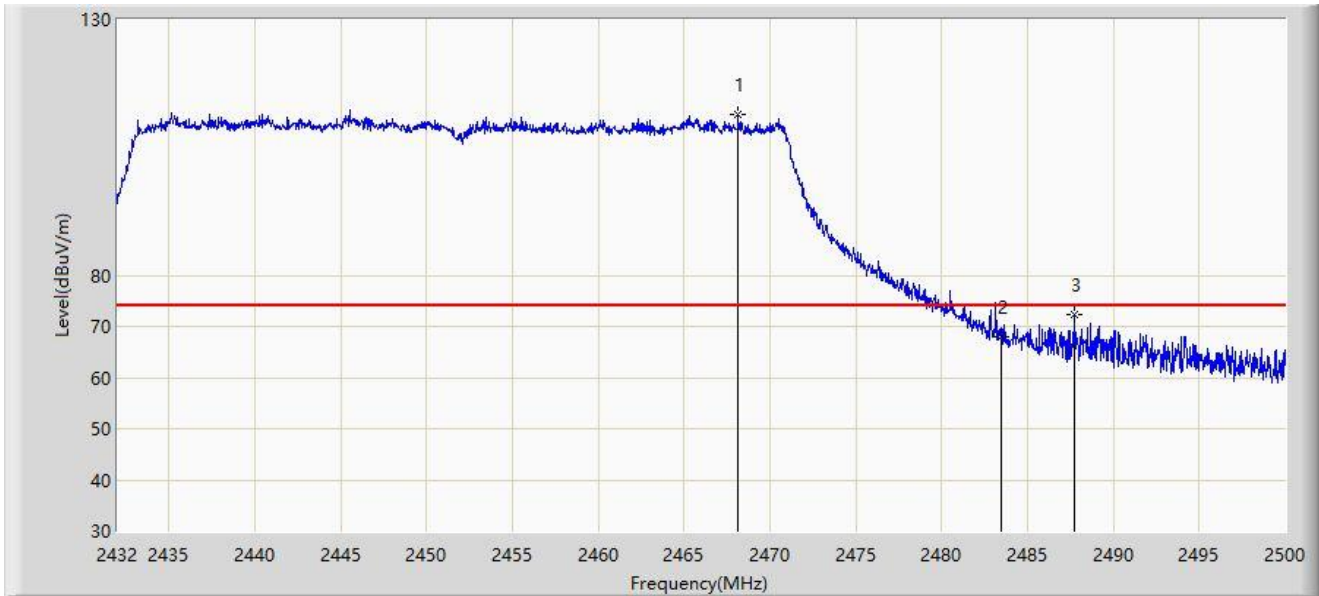
| No | Mark | Frequency (MHz) | Measure Level (dB $\mu$ V/m) | Reading Level (dB $\mu$ V) | Margin (dB) | Limit (dB $\mu$ V/m) | Factor (dB/m) | Type |
|----|------|-----------------|------------------------------|----------------------------|-------------|----------------------|---------------|------|
| 1  |      | 2437.712        | 97.858                       | 65.761                     | N/A         | N/A                  | 32.098        | AV   |
| 2  | *    | 2483.500        | 50.502                       | 18.202                     | -3.498      | 54.000               | 32.300        | AV   |

Note 1: " \* ", means this data is the worst emission level.

Note 2: Measure Level (dB $\mu$ V/m) = Reading Level (dB $\mu$ V) + Factor (dB/m).

Note 3: Factor (dB/m) = Cable Loss (dB) + Antenna Factor (dB/m).

|   |                       |
|---|-----------------------|
| Site: SIP-AC3                                   | Test Date: 2024-01-23 |
| Limit: FCC_2.4G_RE(3m)                          | Engineer: Barry Wu    |
| Probe: HF907_102861_1-18GHz                     | Polarity: Vertical    |
| EUT: Tri-band Wi-Fi 7 Wireless AP               | Power: AC 120V/60Hz   |
| Test Mode: Transmit by 802.11ax-HE40 at 2452MHz |                       |



| No | Mark | Frequency (MHz) | Measure Level (dB $\mu$ V/m) | Reading Level (dB $\mu$ V) | Margin (dB) | Limit (dB $\mu$ V/m) | Factor (dB/m) | Type |
|----|------|-----------------|------------------------------|----------------------------|-------------|----------------------|---------------|------|
| 1  |      | 2468.142        | 111.398                      | 79.160                     | N/A         | N/A                  | 32.238        | PK   |
| 2  |      | 2483.500        | 67.884                       | 35.584                     | -6.116      | 74.000               | 32.300        | PK   |
| 3  | *    | 2487.726        | 72.273                       | 39.951                     | -1.727      | 74.000               | 32.323        | PK   |

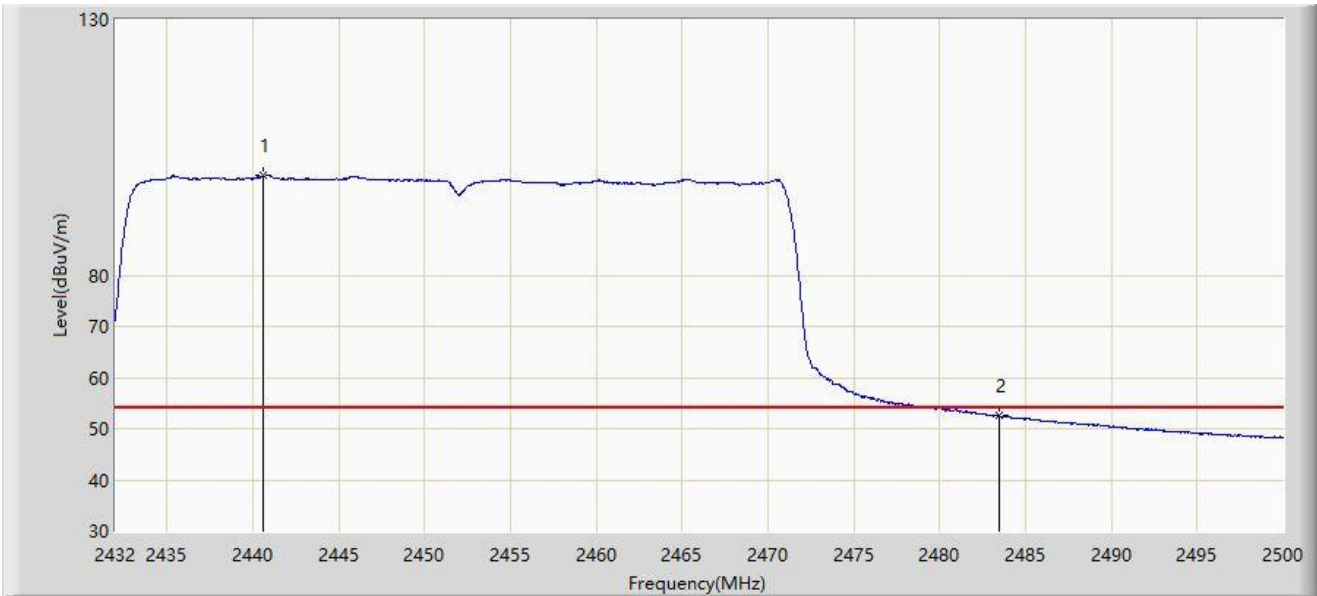
Note 1: " \* ", means this data is the worst emission level.

Note 2: Measure Level (dB $\mu$ V/m) = Reading Level (dB $\mu$ V) + Factor (dB/m).

Note 3: Factor (dB/m) = Cable Loss (dB) + Antenna Factor (dB/m).



|   |                       |
|---|-----------------------|
| Site: SIP-AC3                                   | Test Date: 2024-01-23 |
| Limit: FCC_2.4G_RE(3m)                          | Engineer: Barry Wu    |
| Probe: HF907_102861_1-18GHz                     | Polarity: Vertical    |
| EUT: Tri-band Wi-Fi 7 Wireless AP               | Power: AC 120V/60Hz   |
| Test Mode: Transmit by 802.11ax-HE40 at 2452MHz |                       |



| No | Mark | Frequency (MHz) | Measure Level (dB $\mu$ V/m) | Reading Level (dB $\mu$ V) | Margin (dB) | Limit (dB $\mu$ V/m) | Factor (dB/m) | Type |
|----|------|-----------------|------------------------------|----------------------------|-------------|----------------------|---------------|------|
| 1  |      | 2440.636        | 99.432                       | 67.319                     | N/A         | N/A                  | 32.113        | AV   |
| 2  | *    | 2483.500        | 52.464                       | 20.164                     | -1.536      | 54.000               | 32.300        | AV   |

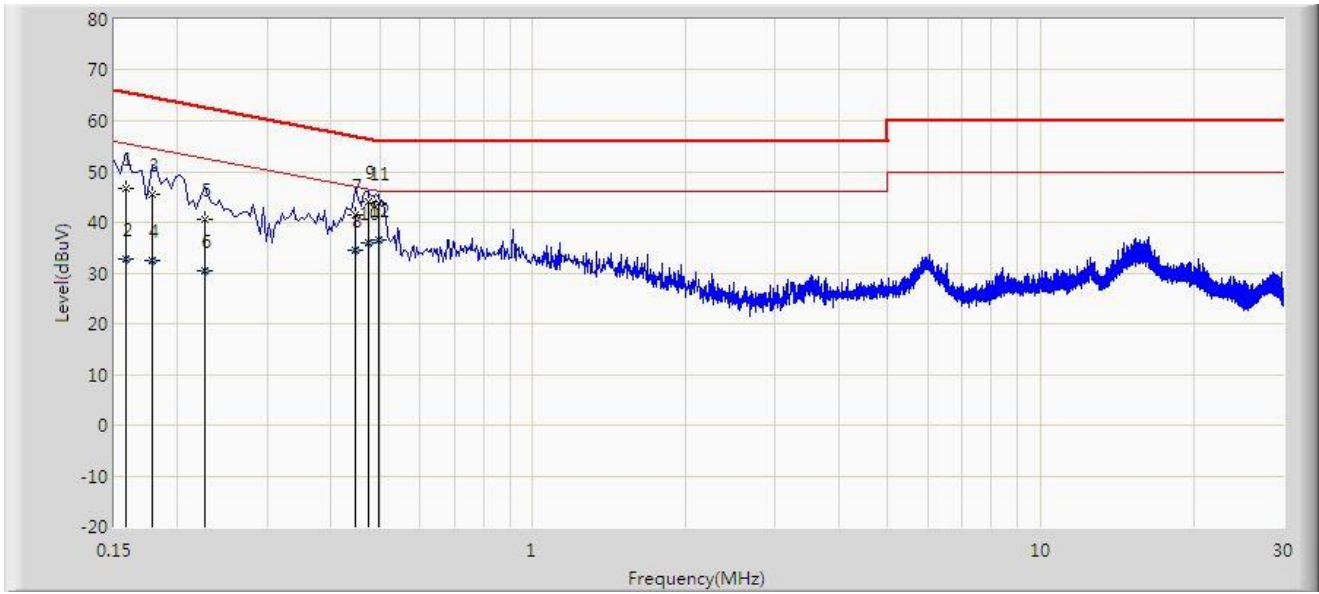
Note 1: " \* ", means this data is the worst emission level.

Note 2: Measure Level (dB $\mu$ V/m) = Reading Level (dB $\mu$ V) + Factor (dB/m).

Note 3: Factor (dB/m) = Cable Loss (dB) + Antenna Factor (dB/m).

**A.8 AC Conducted Emissions Test Result**

|  |                       |
|--|-----------------------|
| Site: SIP-SR2                                    | Test Date: 2024-03-04 |
| Limit: FCC_Part15.207_CE_AC Power                | Engineer: Mark Long   |
| Probe: SIP-SR2-ENV216_101684_E                   | Polarity: Line        |
| EUT: Tri-band Wi-Fi 7 Wireless AP                | Power: AC 120V/60Hz   |
| <b>Test Mode:</b> Transmit by 802.11b at 2412MHz |                       |



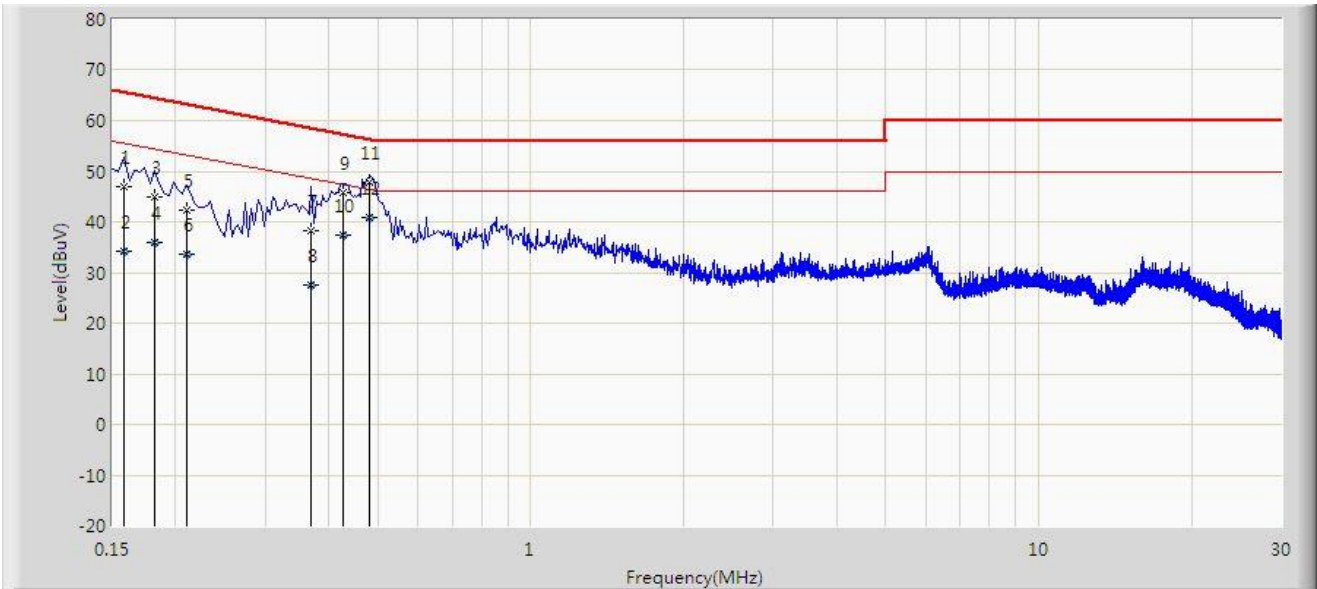
| No | Mark | Frequency (MHz) | Measure Level (dBμV) | Reading Level (dBμV) | Margin (dB) | Limit (dBμV) | Factor (dB) | Type |
|----|------|-----------------|----------------------|----------------------|-------------|--------------|-------------|------|
| 1  |      | 0.158           | 46.577               | 36.927               | -18.992     | 65.568       | 9.650       | QP   |
| 2  |      | 0.158           | 32.743               | 23.093               | -22.825     | 55.568       | 9.650       | AV   |
| 3  |      | 0.178           | 45.435               | 35.781               | -19.144     | 64.578       | 9.654       | QP   |
| 4  |      | 0.178           | 32.600               | 22.947               | -21.978     | 54.578       | 9.654       | AV   |
| 5  |      | 0.226           | 40.611               | 30.900               | -21.984     | 62.595       | 9.711       | QP   |
| 6  |      | 0.226           | 30.528               | 20.817               | -22.068     | 52.595       | 9.711       | AV   |
| 7  |      | 0.446           | 41.561               | 31.826               | -15.389     | 56.949       | 9.735       | QP   |
| 8  |      | 0.446           | 34.636               | 24.901               | -12.313     | 46.949       | 9.735       | AV   |
| 9  |      | 0.474           | 43.938               | 34.200               | -12.506     | 56.444       | 9.738       | QP   |
| 10 |      | 0.474           | 35.838               | 26.100               | -10.606     | 46.444       | 9.738       | AV   |
| 11 |      | 0.498           | 43.756               | 34.017               | -12.277     | 56.033       | 9.739       | QP   |
| 12 | *    | 0.498           | 36.545               | 26.806               | -9.488      | 46.033       | 9.739       | AV   |

Note 1: " \* ", means this data is the worst emission level.

Note 2: Measure Level (dBμV) = Reading Level (dBμV) + Factor (dB).

Note 3: Factor (dB) = Cable Loss (dB) + LISN Factor (dB).

|  |                       |
|--|-----------------------|
| Site: SIP-SR2                                    | Test Date: 2024-03-04 |
| Limit: FCC_Part15.207_CE_AC Power                | Engineer: Mark Long   |
| Probe: SIP-SR2-ENV216_101684_E                   | Polarity: Neutral     |
| EUT: Tri-band Wi-Fi 7 Wireless AP                | Power: AC 120V/60Hz   |
| <b>Test Mode:</b> Transmit by 802.11b at 2412MHz |                       |



| No | Mark | Frequency (MHz) | Measure Level (dBμV) | Reading Level (dBμV) | Margin (dB) | Limit (dBμV) | Factor (dB) | Type |
|----|------|-----------------|----------------------|----------------------|-------------|--------------|-------------|------|
| 1  |      | 0.158           | 46.993               | 37.343               | -18.576     | 65.568       | 9.650       | QP   |
| 2  |      | 0.158           | 34.264               | 24.613               | -21.305     | 55.568       | 9.650       | AV   |
| 3  |      | 0.182           | 44.892               | 35.240               | -19.501     | 64.394       | 9.653       | QP   |
| 4  |      | 0.182           | 36.031               | 26.378               | -18.363     | 54.394       | 9.653       | AV   |
| 5  |      | 0.210           | 42.221               | 32.531               | -20.984     | 63.205       | 9.690       | QP   |
| 6  |      | 0.210           | 33.487               | 23.796               | -19.719     | 53.205       | 9.690       | AV   |
| 7  |      | 0.370           | 38.130               | 28.407               | -20.371     | 58.501       | 9.724       | QP   |
| 8  |      | 0.370           | 27.542               | 17.818               | -20.959     | 48.501       | 9.724       | AV   |
| 9  |      | 0.426           | 45.689               | 35.959               | -11.641     | 57.330       | 9.730       | QP   |
| 10 |      | 0.426           | 37.393               | 27.663               | -9.937      | 47.330       | 9.730       | AV   |
| 11 |      | 0.482           | 47.730               | 38.000               | -8.575      | 56.305       | 9.730       | QP   |
| 12 | *    | 0.482           | 40.930               | 31.200               | -5.375      | 46.305       | 9.730       | AV   |

Note 1: " \* ", means this data is the worst emission level.

Note 2: Measure Level (dBμV) = Reading Level (dBμV) + Factor (dB).

Note 3: Factor (dB) = Cable Loss (dB) + LISN Factor (dB).

## Appendix B – Test Setup Photograph

Refer to “2312RSU008-UT” file.

## Appendix C – EUT Photograph

Refer to “2312RSU008-UE” file.

\_\_\_\_\_ The End \_\_\_\_\_