

## RF Test Setup Photo


Description: Front View of Conducted Emission Test Setup for Power Port




Description: Back View of Conducted Emission Test Setup for Power Port




Description: Radiated Spurious Emission Test Setup for 9kHz ~ 30MHz



Description: Radiated Spurious Emission Test Setup for 30MHz ~ 1GHz



Description: Radiated Spurious Emission Test Setup for 1GHz ~ 18GHz




Description: Radiated Spurious Emission Test Setup for 18GHz ~ 40GHz





Description: Conducted Test Setup



Description: DFS Test Setup



Description: CBP Test Setup

