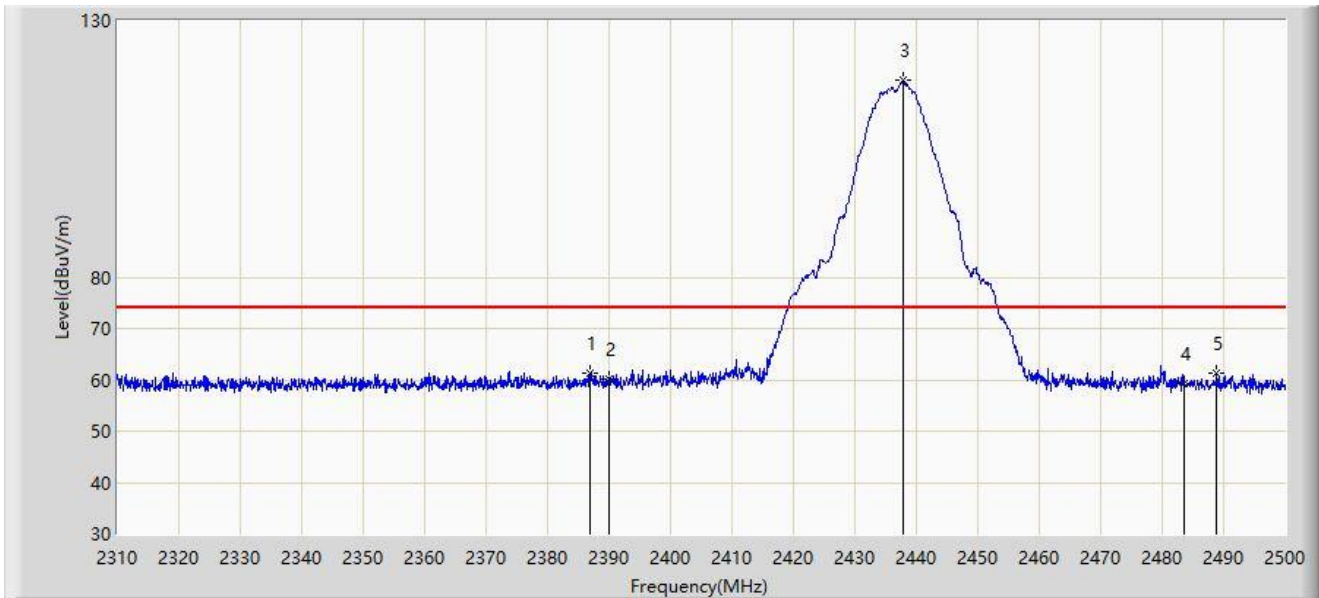


Site: WZ-AC1	Test Date: 2024-03-24
Limit: FCC_2.4G_RE(3m)	Engineer: Carl Jiang
Probe: BBHA9120D_1167_1-18GHz	Polarity: Vertical
EUT: Tri-band Wi-Fi 7 Mesh AP	Power: AC 120V/60Hz
Test Mode: Transmit by 802.11b at 2437MHz	



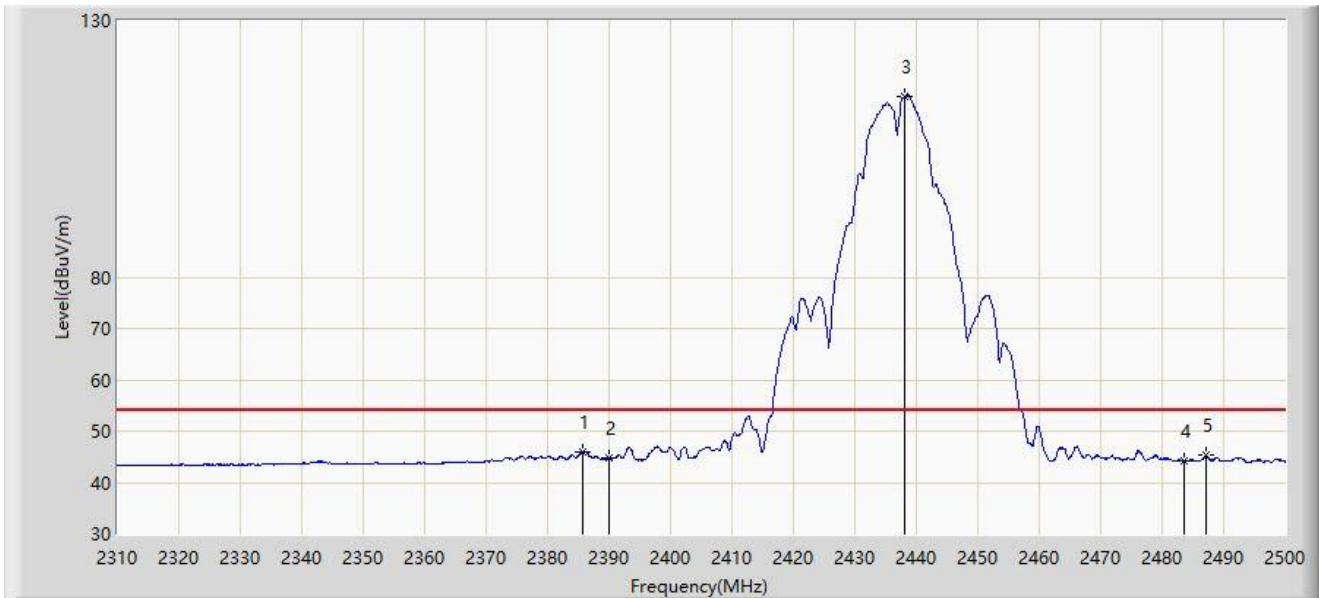
No	Mark	Frequency (MHz)	Measure Level (dBμV/m)	Reading Level (dBμV)	Margin (dB)	Limit (dBμV/m)	Factor (dB/m)	Type
1		2386.950	61.410	30.154	-12.590	74.000	31.256	PK
2		2390.000	60.079	28.825	-13.921	74.000	31.254	PK
3		2437.870	118.389	87.185	N/A	N/A	31.204	PK
4		2483.500	59.179	27.953	-14.821	74.000	31.226	PK
5	*	2488.790	61.422	30.192	-12.578	74.000	31.230	PK

Note 1: " \* ", means this data is the worst emission level.

Note 2: Measure Level (dBμV/m) = Reading Level (dBμV) + Factor (dB/m).

Note 3: Factor (dB/m) = Cable Loss (dB) + Antenna Factor (dB/m).

Site: WZ-AC1	Test Date: 2024-03-24
Limit: FCC_2.4G_RE(3m)	Engineer: Carl Jiang
Probe: BBHA9120D_1167_1-18GHz	Polarity: Vertical
EUT: Tri-band Wi-Fi 7 Mesh AP	Power: AC 120V/60Hz
Test Mode: Transmit by 802.11b at 2437MHz	



No	Mark	Frequency (MHz)	Measure Level (dB $\mu$ V/m)	Reading Level (dB $\mu$ V)	Margin (dB)	Limit (dB $\mu$ V/m)	Factor (dB/m)	Type
1	*	2385.810	45.977	14.720	-8.023	54.000	31.257	AV
2		2390.000	44.697	13.443	-9.303	54.000	31.254	AV
3		2438.155	115.315	84.111	N/A	N/A	31.204	AV
4		2483.500	44.179	12.953	-9.821	54.000	31.226	AV
5		2487.080	45.257	14.028	-8.743	54.000	31.229	AV

Note 1: " \* ", means this data is the worst emission level.

Note 2: Measure Level (dB $\mu$ V/m) = Reading Level (dB $\mu$ V) + Factor (dB/m).

Note 3: Factor (dB/m) = Cable Loss (dB) + Antenna Factor (dB/m).

Site: WZ-AC1	Test Date: 2024-03-06
Limit: FCC_2.4G_RE(3m)	Engineer: Frank Xue
Probe: BBHA9120D_1167_1-18GHz	Polarity: Horizontal
EUT: Tri-band Wi-Fi 7 Mesh AP	Power: AC 120V/60Hz
Test Mode: Transmit by 802.11b at 2462MHz	



No	Mark	Frequency (MHz)	Measure Level (dB $\mu$ V/m)	Reading Level (dB $\mu$ V)	Margin (dB)	Limit (dB $\mu$ V/m)	Factor (dB/m)	Type
1		2459.896	109.668	78.441	N/A	N/A	31.227	PK
2		2483.500	57.080	25.854	-16.920	74.000	31.226	PK
3	*	2485.096	60.114	28.887	-13.886	74.000	31.227	PK

Note 1: " \* ", means this data is the worst emission level.

Note 2: Measure Level (dB $\mu$ V/m) = Reading Level (dB $\mu$ V) + Factor (dB/m).

Note 3: Factor (dB/m) = Cable Loss (dB) + Antenna Factor (dB/m).

Site: WZ-AC1	Test Date: 2024-03-06
Limit: FCC_2.4G_RE(3m)	Engineer: Frank Xue
Probe: BBHA9120D_1167_1-18GHz	Polarity: Horizontal
EUT: Tri-band Wi-Fi 7 Mesh AP	Power: AC 120V/60Hz
Test Mode: Transmit by 802.11b at 2462MHz	



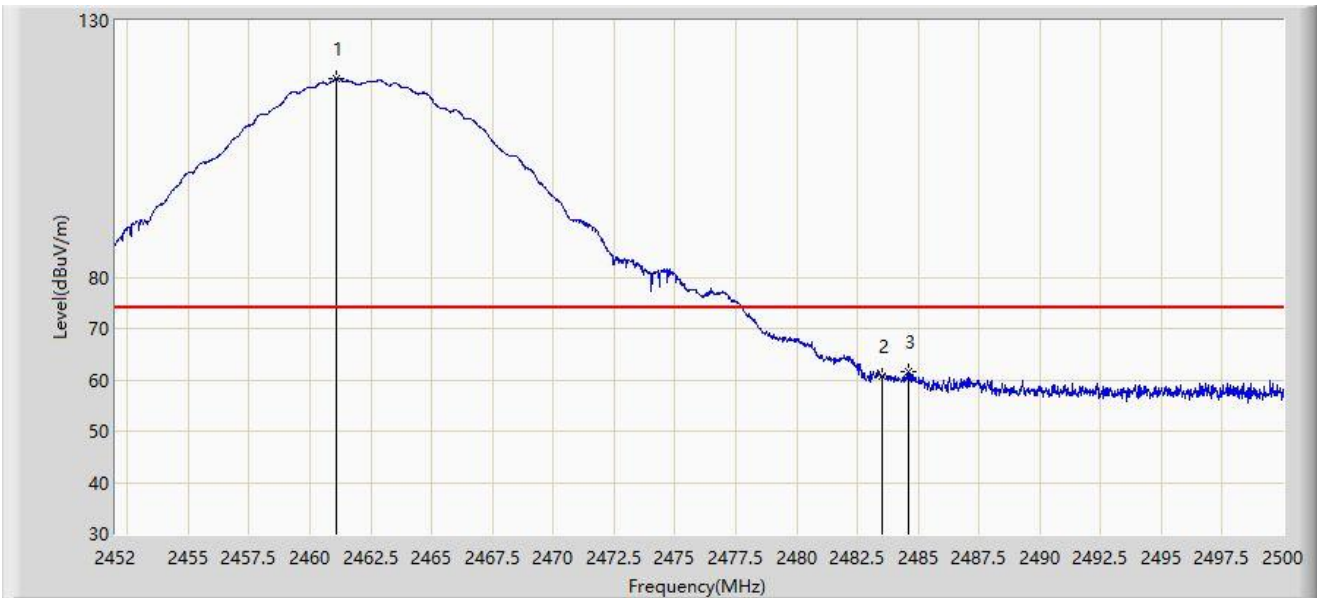
No	Mark	Frequency (MHz)	Measure Level (dB $\mu$ V/m)	Reading Level (dB $\mu$ V)	Margin (dB)	Limit (dB $\mu$ V/m)	Factor (dB/m)	Type
1		2461.384	109.698	78.472	N/A	N/A	31.226	AV
2		2483.500	45.782	14.556	-8.218	54.000	31.226	AV
3	*	2484.904	49.559	18.332	-4.441	54.000	31.227	AV

Note 1: " \* ", means this data is the worst emission level.

Note 2: Measure Level (dB $\mu$ V/m) = Reading Level (dB $\mu$ V) + Factor (dB/m).

Note 3: Factor (dB/m) = Cable Loss (dB) + Antenna Factor (dB/m).

Site: WZ-AC1	Test Date: 2024-03-06
Limit: FCC_2.4G_RE(3m)	Engineer: Frank Xue
Probe: BBHA9120D_1167_1-18GHz	Polarity: Vertical
EUT: Tri-band Wi-Fi 7 Mesh AP	Power: AC 120V/60Hz
Test Mode: Transmit by 802.11b at 2462MHz	



No	Mark	Frequency (MHz)	Measure Level (dB $\mu$ V/m)	Reading Level (dB $\mu$ V)	Margin (dB)	Limit (dB $\mu$ V/m)	Factor (dB/m)	Type
1		2461.072	118.679	87.453	N/A	N/A	31.226	PK
2		2483.500	60.734	29.508	-13.266	74.000	31.226	PK
3	*	2484.616	61.605	30.378	-12.395	74.000	31.227	PK

Note 1: " \* ", means this data is the worst emission level.

Note 2: Measure Level (dB $\mu$ V/m) = Reading Level (dB $\mu$ V) + Factor (dB/m).

Note 3: Factor (dB/m) = Cable Loss (dB) + Antenna Factor (dB/m).

Site: WZ-AC1	Test Date: 2024-03-06
Limit: FCC_2.4G_RE(3m)	Engineer: Frank Xue
Probe: BBHA9120D_1167_1-18GHz	Polarity: Vertical
EUT: Tri-band Wi-Fi 7 Mesh AP	Power: AC 120V/60Hz
Test Mode: Transmit by 802.11b at 2462MHz	



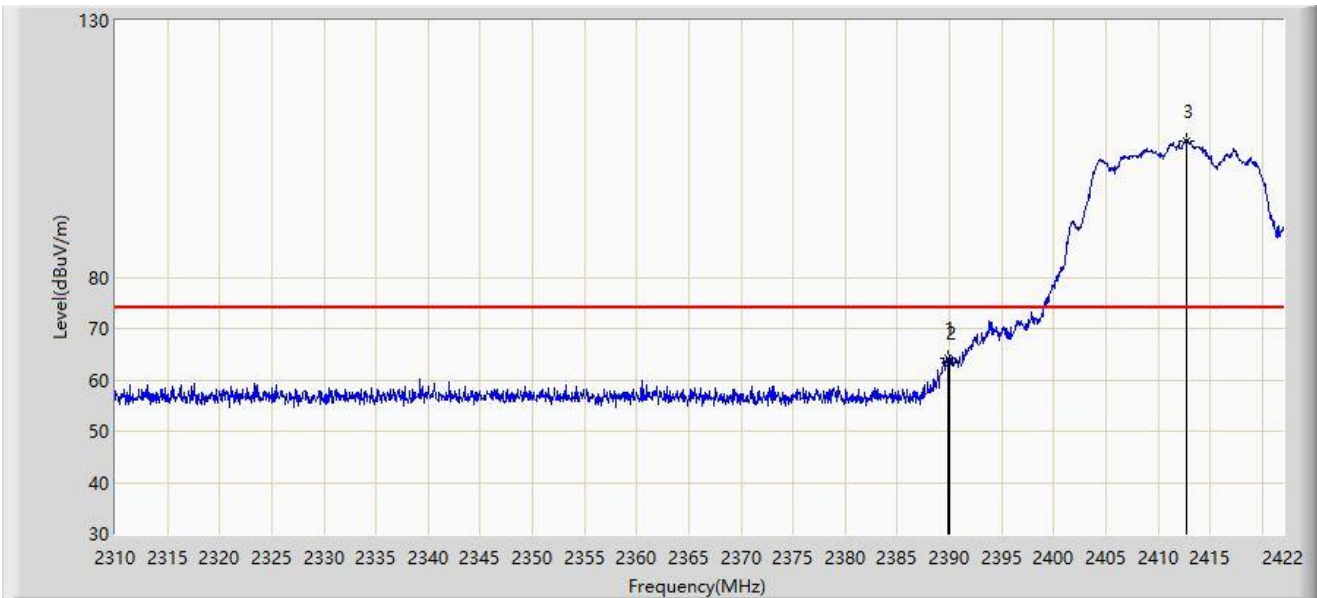
No	Mark	Frequency (MHz)	Measure Level (dB $\mu$ V/m)	Reading Level (dB $\mu$ V)	Margin (dB)	Limit (dB $\mu$ V/m)	Factor (dB/m)	Type
1		2461.384	116.604	85.378	N/A	N/A	31.226	AV
2		2483.500	52.567	21.341	-1.433	54.000	31.226	AV
3	*	2483.512	52.616	21.390	-1.384	54.000	31.226	AV

Note 1: " \* ", means this data is the worst emission level.

Note 2: Measure Level (dB $\mu$ V/m) = Reading Level (dB $\mu$ V) + Factor (dB/m).

Note 3: Factor (dB/m) = Cable Loss (dB) + Antenna Factor (dB/m).

Site: WZ-AC1	Test Date: 2024-03-06
Limit: FCC_2.4G_RE(3m)	Engineer: Frank Xue
Probe: BBHA9120D_1167_1-18GHz	Polarity: Horizontal
EUT: Tri-band Wi-Fi 7 Mesh AP	Power: AC 120V/60Hz
Test Mode: Transmit by 802.11g at 2412MHz	



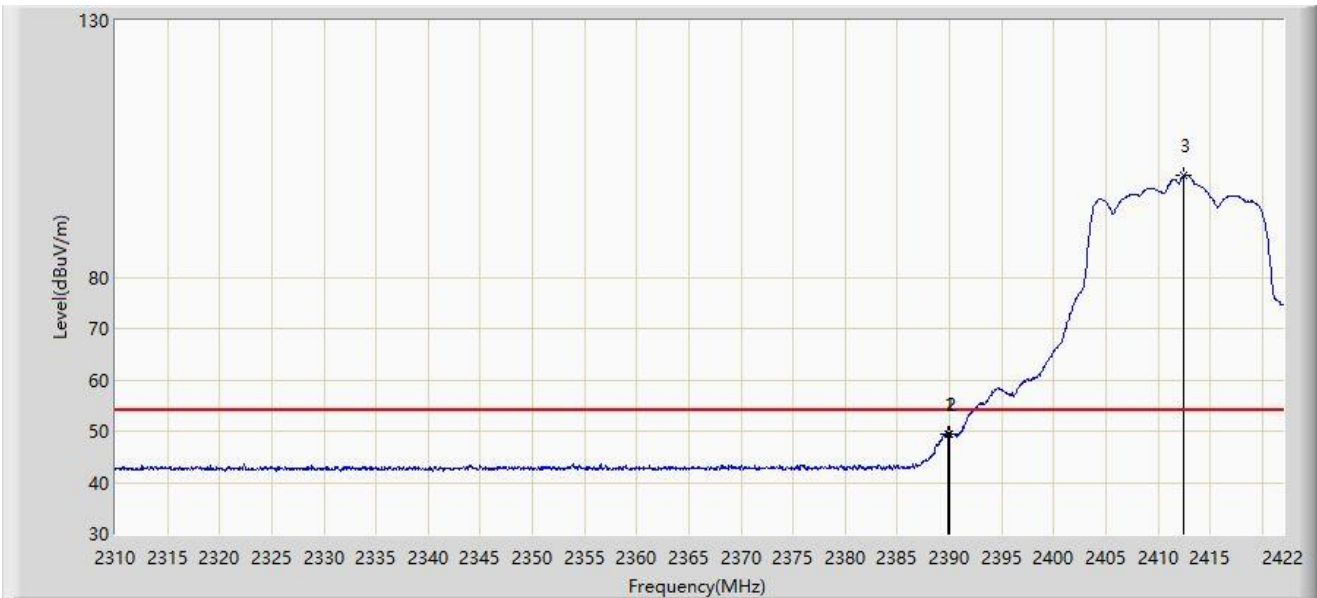
No	Mark	Frequency (MHz)	Measure Level (dBμV/m)	Reading Level (dBμV)	Margin (dB)	Limit (dBμV/m)	Factor (dB/m)	Type
1	*	2389.800	64.317	33.063	-9.683	74.000	31.254	PK
2		2390.000	63.437	32.183	-10.563	74.000	31.254	PK
3		2412.704	106.655	75.403	N/A	N/A	31.252	PK

Note 1: " \* ", means this data is the worst emission level.

Note 2: Measure Level (dBμV/m) = Reading Level (dBμV) + Factor (dB/m).

Note 3: Factor (dB/m) = Cable Loss (dB) + Antenna Factor (dB/m).

Site: WZ-AC1	Test Date: 2024-03-06
Limit: FCC_2.4G_RE(3m)	Engineer: Frank Xue
Probe: BBHA9120D_1167_1-18GHz	Polarity: Horizontal
EUT: Tri-band Wi-Fi 7 Mesh AP	Power: AC 120V/60Hz
Test Mode: Transmit by 802.11g at 2412MHz	



No	Mark	Frequency (MHz)	Measure Level (dB $\mu$ V/m)	Reading Level (dB $\mu$ V)	Margin (dB)	Limit (dB $\mu$ V/m)	Factor (dB/m)	Type
1	*	2389.800	49.389	18.135	-4.611	54.000	31.254	AV
2		2390.000	49.290	18.036	-4.710	54.000	31.254	AV
3		2412.424	99.748	68.495	N/A	N/A	31.253	AV

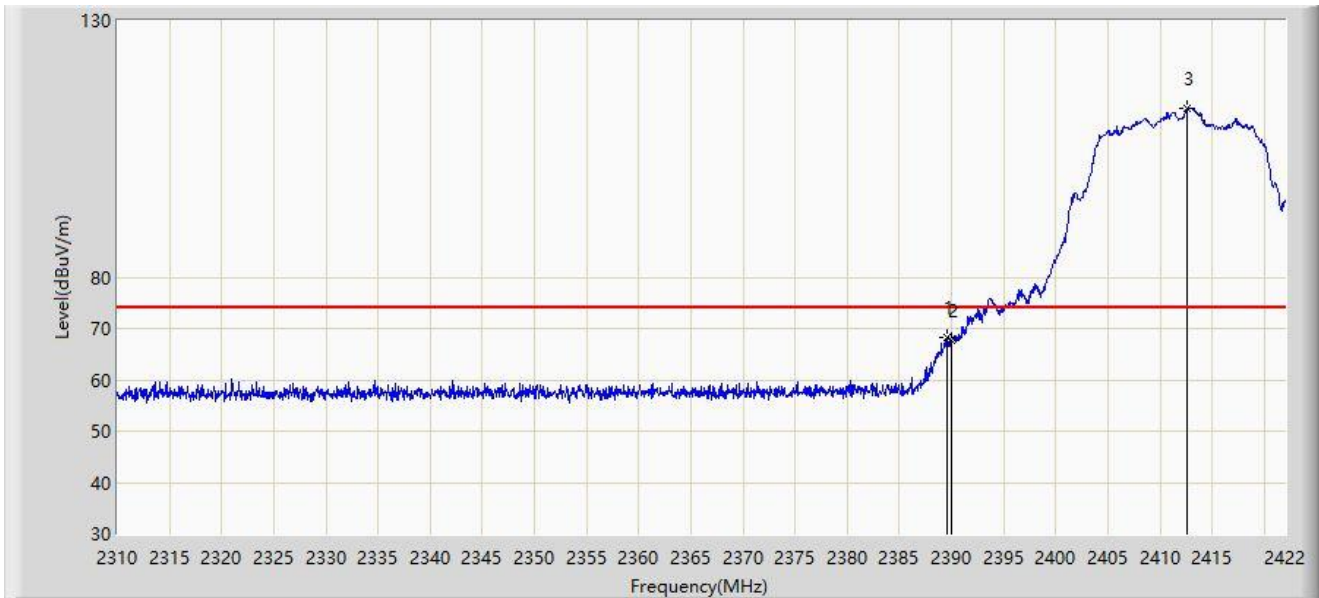
Note 1: " \* ", means this data is the worst emission level.

Note 2: Measure Level (dB $\mu$ V/m) = Reading Level (dB $\mu$ V) + Factor (dB/m).

Note 3: Factor (dB/m) = Cable Loss (dB) + Antenna Factor (dB/m).



Site: WZ-AC1	Test Date: 2024-03-06
Limit: FCC_2.4G_RE(3m)	Engineer: Frank Xue
Probe: BBHA9120D_1167_1-18GHz	Polarity: Vertical
EUT: Tri-band Wi-Fi 7 Mesh AP	Power: AC 120V/60Hz
Test Mode: Transmit by 802.11g at 2412MHz	



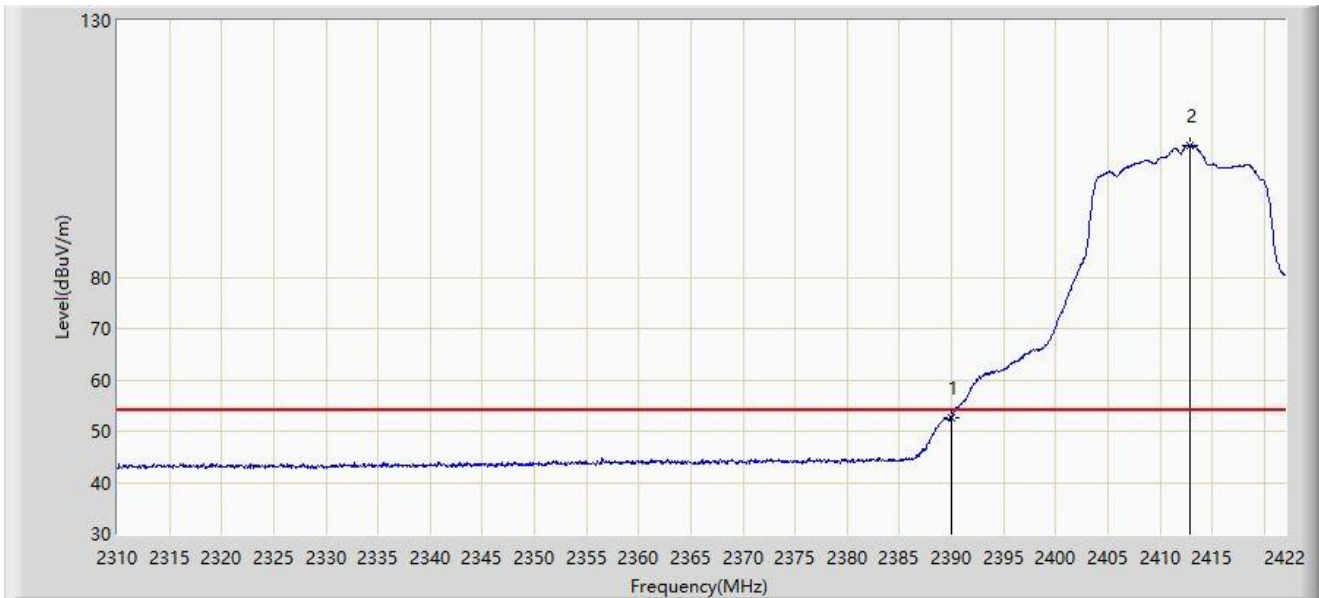
No	Mark	Frequency (MHz)	Measure Level (dB $\mu$ V/m)	Reading Level (dB $\mu$ V)	Margin (dB)	Limit (dB $\mu$ V/m)	Factor (dB/m)	Type
1	*	2389.520	68.276	37.022	-5.724	74.000	31.254	PK
2		2390.000	67.592	36.338	-6.408	74.000	31.254	PK
3		2412.648	112.866	81.614	N/A	N/A	31.253	PK

Note 1: " \* ", means this data is the worst emission level.

Note 2: Measure Level (dB $\mu$ V/m) = Reading Level (dB $\mu$ V) + Factor (dB/m).

Note 3: Factor (dB/m) = Cable Loss (dB) + Antenna Factor (dB/m).

Site: WZ-AC1	Test Date: 2024-03-06
Limit: FCC_2.4G_RE(3m)	Engineer: Frank Xue
Probe: BBHA9120D_1167_1-18GHz	Polarity: Vertical
EUT: Tri-band Wi-Fi 7 Mesh AP	Power: AC 120V/60Hz
Test Mode: Transmit by 802.11g at 2412MHz	



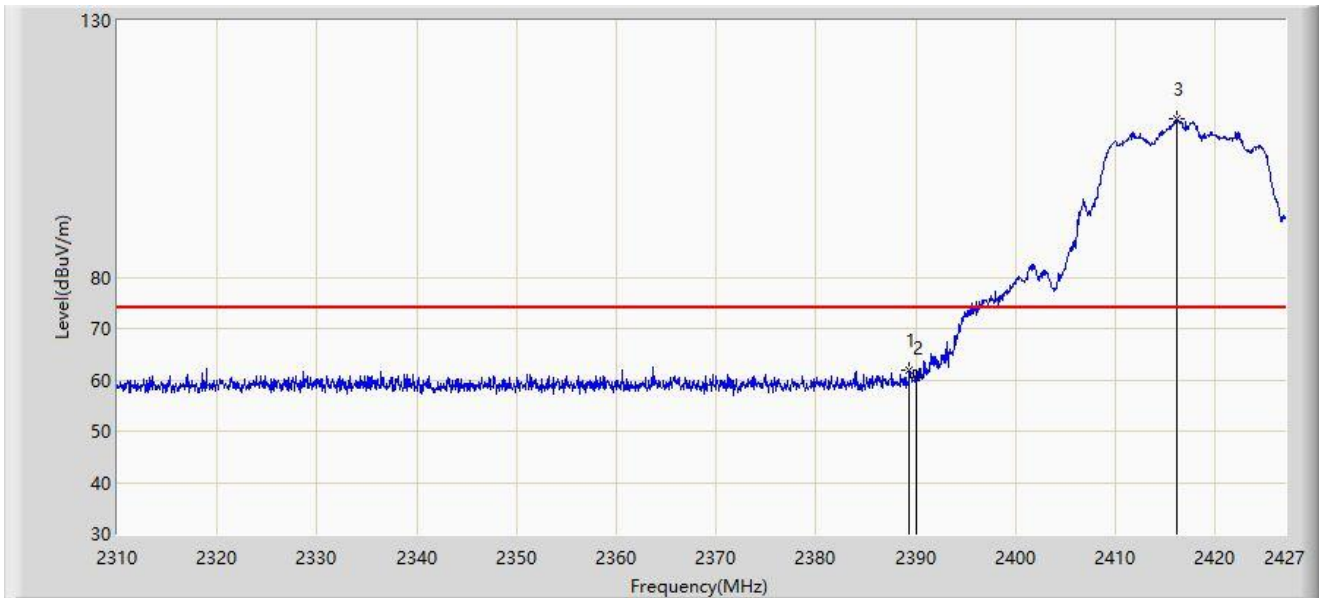
No	Mark	Frequency (MHz)	Measure Level (dB $\mu$ V/m)	Reading Level (dB $\mu$ V)	Margin (dB)	Limit (dB $\mu$ V/m)	Factor (dB/m)	Type
1	*	2390.000	52.713	21.459	-1.287	54.000	31.254	AV
2		2412.928	105.774	74.522	N/A	N/A	31.252	AV

Note 1: " \* ", means this data is the worst emission level.

Note 2: Measure Level (dB $\mu$ V/m) = Reading Level (dB $\mu$ V) + Factor (dB/m).

Note 3: Factor (dB/m) = Cable Loss (dB) + Antenna Factor (dB/m).

Site: WZ-AC1	Test Date: 2024-03-24
Limit: FCC_2.4G_RE(3m)	Engineer: Carl Jiang
Probe: BBHA9120D_1167_1-18GHz	Polarity: Horizontal
EUT: Tri-band Wi-Fi 7 Mesh AP	Power: AC 120V/60Hz
Test Mode: Transmit by 802.11g at 2417MHz	



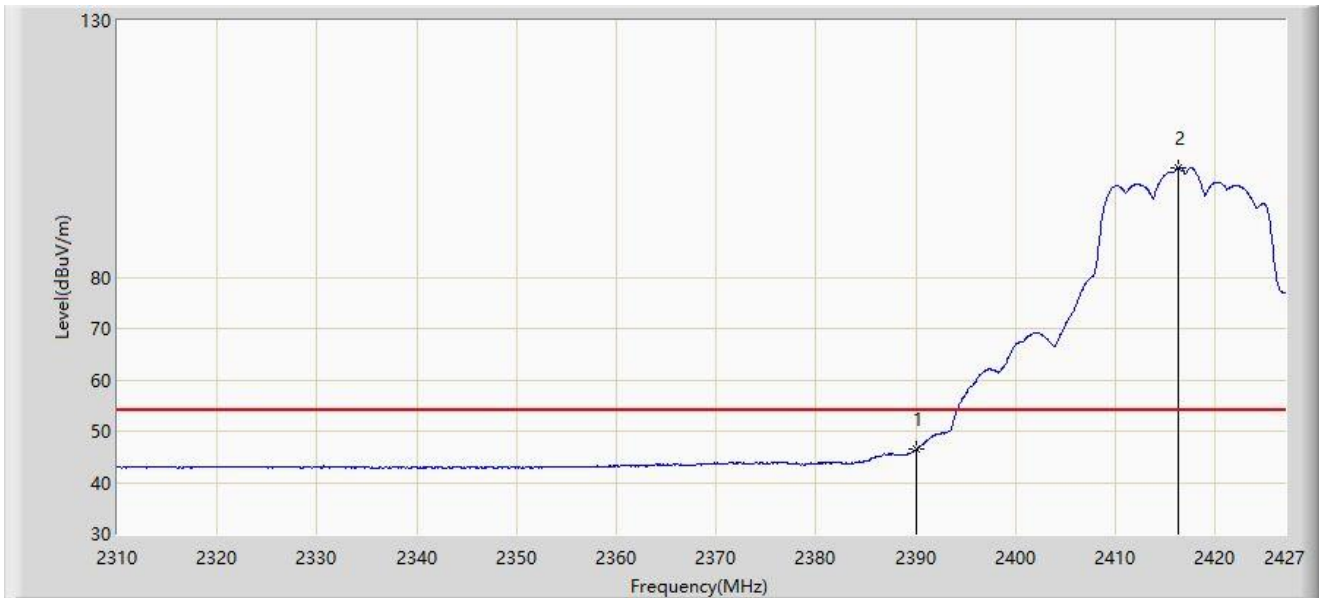
No	Mark	Frequency (MHz)	Measure Level (dB $\mu$ V/m)	Reading Level (dB $\mu$ V)	Margin (dB)	Limit (dB $\mu$ V/m)	Factor (dB/m)	Type
1	*	2389.326	61.876	30.622	-12.124	74.000	31.254	PK
2		2390.000	60.493	29.239	-13.507	74.000	31.254	PK
3		2416.177	110.753	79.503	N/A	N/A	31.250	PK

Note 1: " \* ", means this data is the worst emission level.

Note 2: Measure Level (dB $\mu$ V/m) = Reading Level (dB $\mu$ V) + Factor (dB/m).

Note 3: Factor (dB/m) = Cable Loss (dB) + Antenna Factor (dB/m).

Site: WZ-AC1	Test Date: 2024-03-24
Limit: FCC_2.4G_RE(3m)	Engineer: Carl Jiang
Probe: BBHA9120D_1167_1-18GHz	Polarity: Horizontal
EUT: Tri-band Wi-Fi 7 Mesh AP	Power: AC 120V/60Hz
Test Mode: Transmit by 802.11g at 2417MHz	



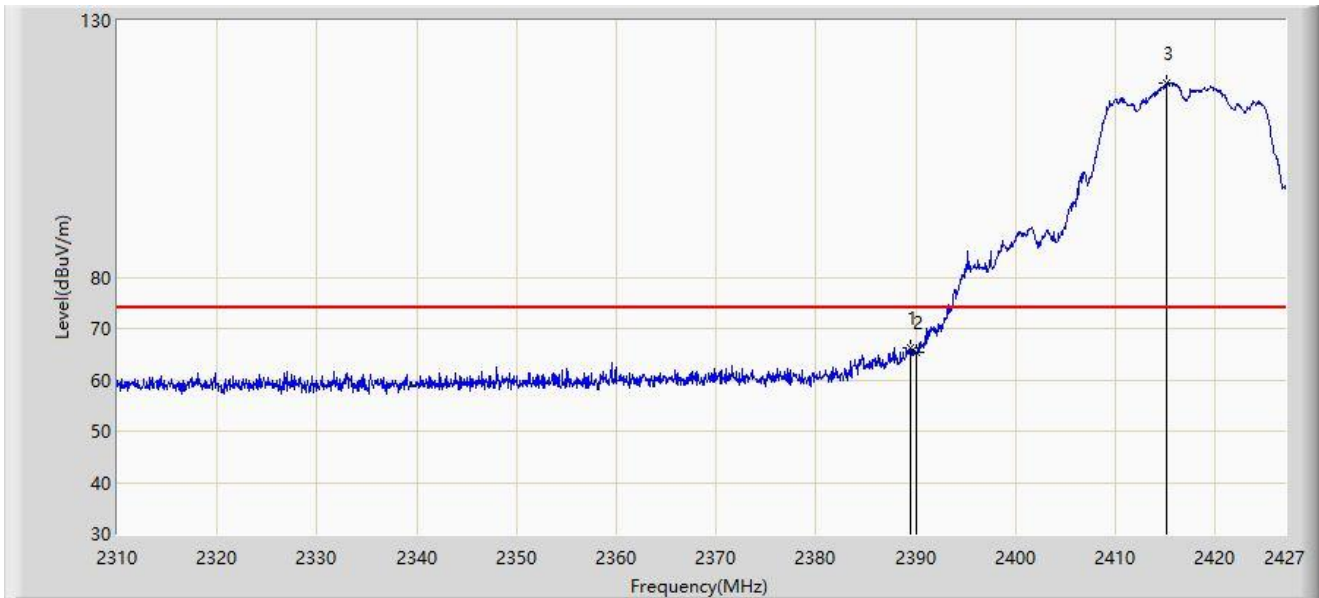
No	Mark	Frequency (MHz)	Measure Level (dB $\mu$ V/m)	Reading Level (dB $\mu$ V)	Margin (dB)	Limit (dB $\mu$ V/m)	Factor (dB/m)	Type
1	*	2390.000	46.392	15.138	-7.608	54.000	31.254	AV
2		2416.236	101.356	70.106	N/A	N/A	31.250	AV

Note 1: " \* ", means this data is the worst emission level.

Note 2: Measure Level (dB $\mu$ V/m) = Reading Level (dB $\mu$ V) + Factor (dB/m).

Note 3: Factor (dB/m) = Cable Loss (dB) + Antenna Factor (dB/m).

Site: WZ-AC1	Test Date: 2024-03-24
Limit: FCC_2.4G_RE(3m)	Engineer: Carl Jiang
Probe: BBHA9120D_1167_1-18GHz	Polarity: Vertical
EUT: Tri-band Wi-Fi 7 Mesh AP	Power: AC 120V/60Hz
Test Mode: Transmit by 802.11g at 2417MHz	



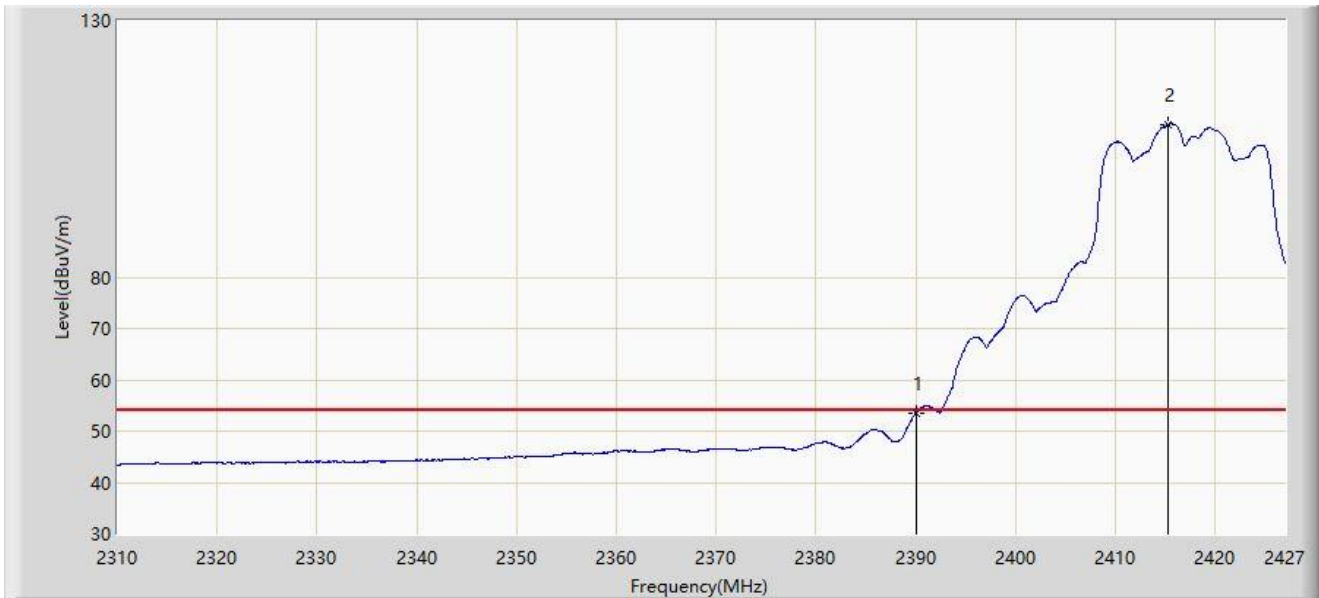
No	Mark	Frequency (MHz)	Measure Level (dB $\mu$ V/m)	Reading Level (dB $\mu$ V)	Margin (dB)	Limit (dB $\mu$ V/m)	Factor (dB/m)	Type
1	*	2389.501	66.247	34.993	-7.753	74.000	31.254	PK
2		2390.000	65.356	34.102	-8.644	74.000	31.254	PK
3		2415.183	117.795	86.544	N/A	N/A	31.251	PK

Note 1: " \* ", means this data is the worst emission level.

Note 2: Measure Level (dB $\mu$ V/m) = Reading Level (dB $\mu$ V) + Factor (dB/m).

Note 3: Factor (dB/m) = Cable Loss (dB) + Antenna Factor (dB/m).

Site: WZ-AC1	Test Date: 2024-03-24
Limit: FCC_2.4G_RE(3m)	Engineer: Carl Jiang
Probe: BBHA9120D_1167_1-18GHz	Polarity: Vertical
EUT: Tri-band Wi-Fi 7 Mesh AP	Power: AC 120V/60Hz
Test Mode: Transmit by 802.11g at 2417MHz	



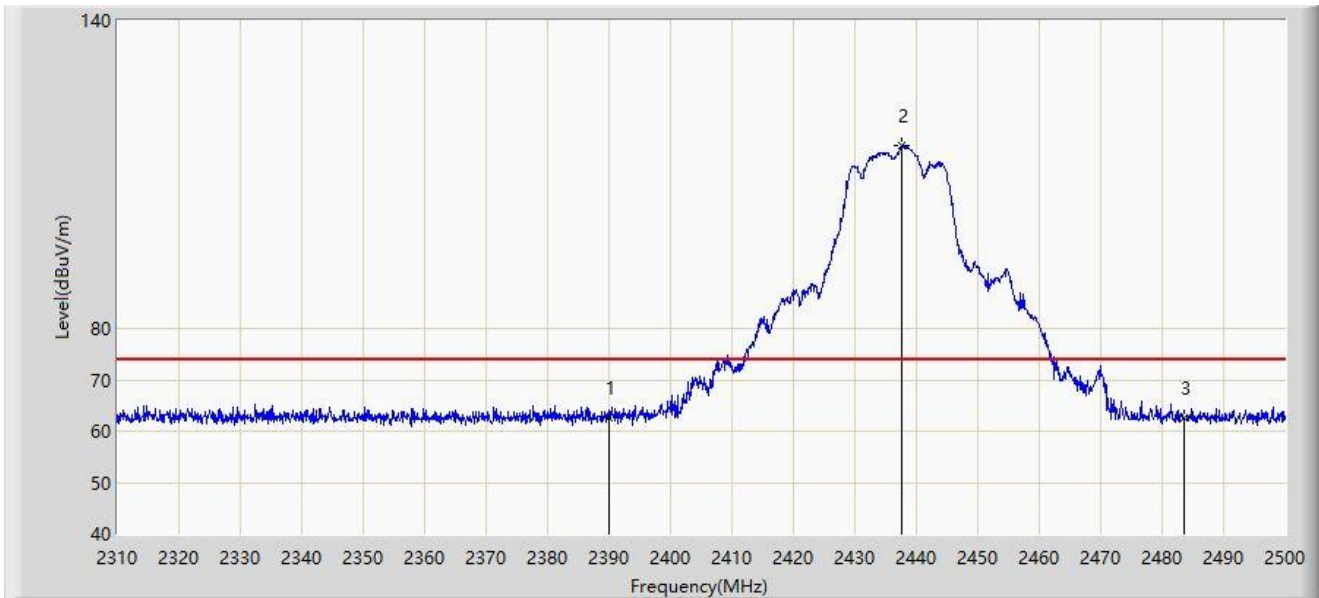
No	Mark	Frequency (MHz)	Measure Level (dB $\mu$ V/m)	Reading Level (dB $\mu$ V)	Margin (dB)	Limit (dB $\mu$ V/m)	Factor (dB/m)	Type
1	*	2390.000	53.576	22.322	-0.424	54.000	31.254	AV
2		2415.241	109.702	78.451	N/A	N/A	31.251	AV

Note 1: " \* ", means this data is the worst emission level.

Note 2: Measure Level (dB $\mu$ V/m) = Reading Level (dB $\mu$ V) + Factor (dB/m).

Note 3: Factor (dB/m) = Cable Loss (dB) + Antenna Factor (dB/m).

Site: WZ-AC1	Test Date: 2024-03-23
Limit: FCC_2.4G_RE(3m)	Engineer: Frank Xue
Probe: BBHA9120D_1167_1-18GHz	Polarity: Horizontal
EUT: Tri-band Wi-Fi 7 Mesh AP	Power: AC 120V/60Hz
Test Mode: Transmit by 802.11g at 2437MHz	



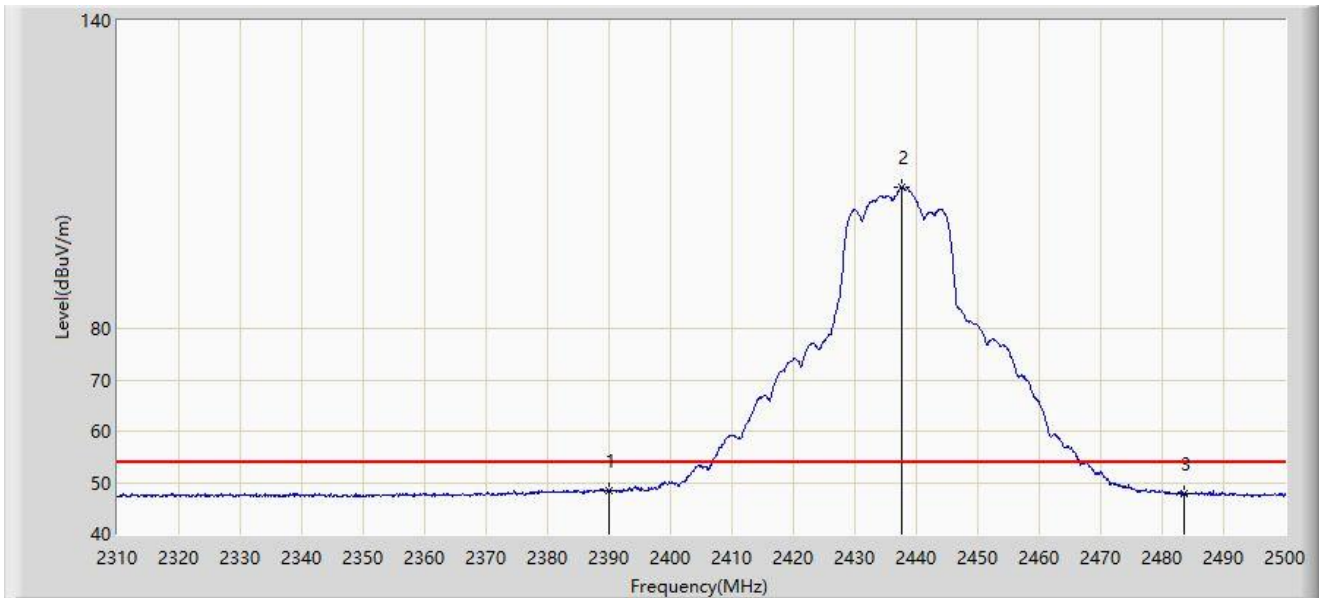
No	Mark	Frequency (MHz)	Measure Level (dBuV/m)	Reading Level (dBuV)	Margin (dB)	Limit (dBuV/m)	Factor (dB/m)	Type
1		2390.000	62.619	31.365	-11.381	74.000	31.254	PK
2		2437.680	115.657	84.453	N/A	N/A	31.204	PK
3	*	2483.500	62.681	31.455	-11.319	74.000	31.226	PK

Note 1: " \* ", means this data is the worst emission level.

Note 2: Measure Level (dBuV/m) = Reading Level (dBuV) + Factor (dB/m).

Note 3: Factor (dB/m) = Cable Loss (dB) + Antenna Factor (dB/m).

Site: WZ-AC1	Test Date: 2024-03-23
Limit: FCC_2.4G_RE(3m)	Engineer: Frank Xue
Probe: BBHA9120D_1167_1-18GHz	Polarity: Horizontal
EUT: Tri-band Wi-Fi 7 Mesh AP	Power: AC 120V/60Hz
Test Mode: Transmit by 802.11g at 2437MHz	



No	Mark	Frequency (MHz)	Measure Level (dB $\mu$ V/m)	Reading Level (dB $\mu$ V)	Margin (dB)	Limit (dB $\mu$ V/m)	Factor (dB/m)	Type
1	*	2390.000	48.366	17.112	-5.634	54.000	31.254	AV
2		2437.585	107.596	76.392	N/A	N/A	31.204	AV
3		2483.500	47.802	16.576	-6.198	54.000	31.226	AV

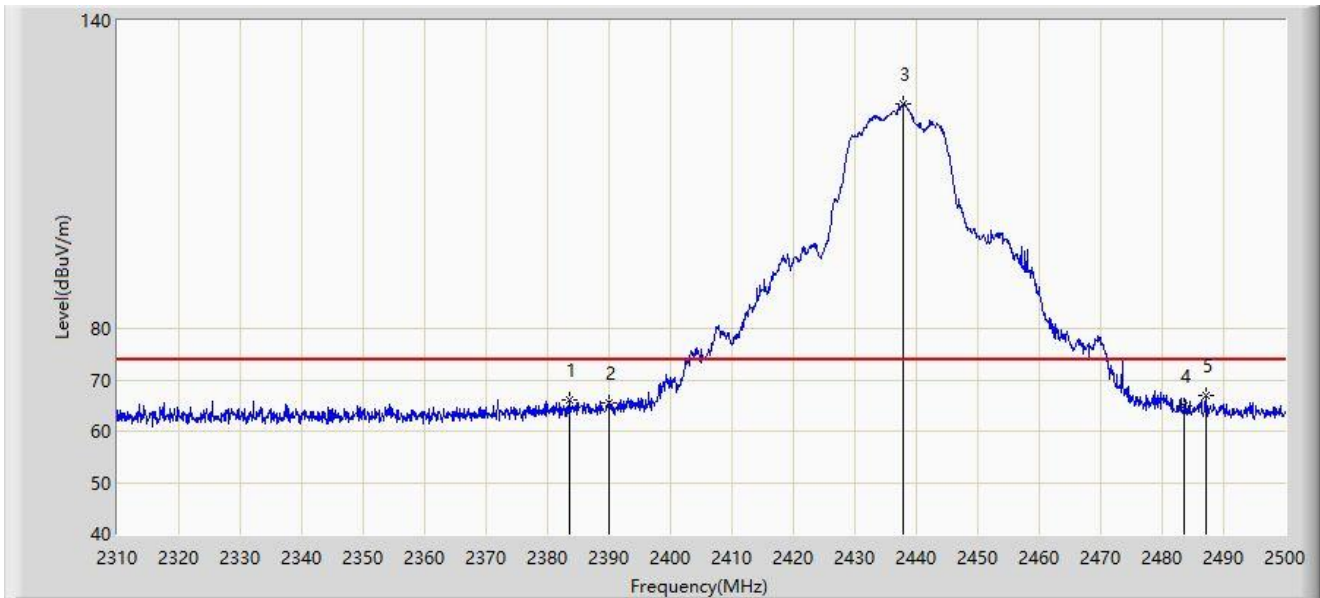
Note 1: " \* ", means this data is the worst emission level.

Note 2: Measure Level (dB $\mu$ V/m) = Reading Level (dB $\mu$ V) + Factor (dB/m).

Note 3: Factor (dB/m) = Cable Loss (dB) + Antenna Factor (dB/m).



Site: WZ-AC1	Test Date: 2024-03-23
Limit: FCC_2.4G_RE(3m)	Engineer: Frank Xue
Probe: BBHA9120D_1167_1-18GHz	Polarity: Vertical
EUT: Tri-band Wi-Fi 7 Mesh AP	Power: AC 120V/60Hz
Test Mode: Transmit by 802.11g at 2437MHz	



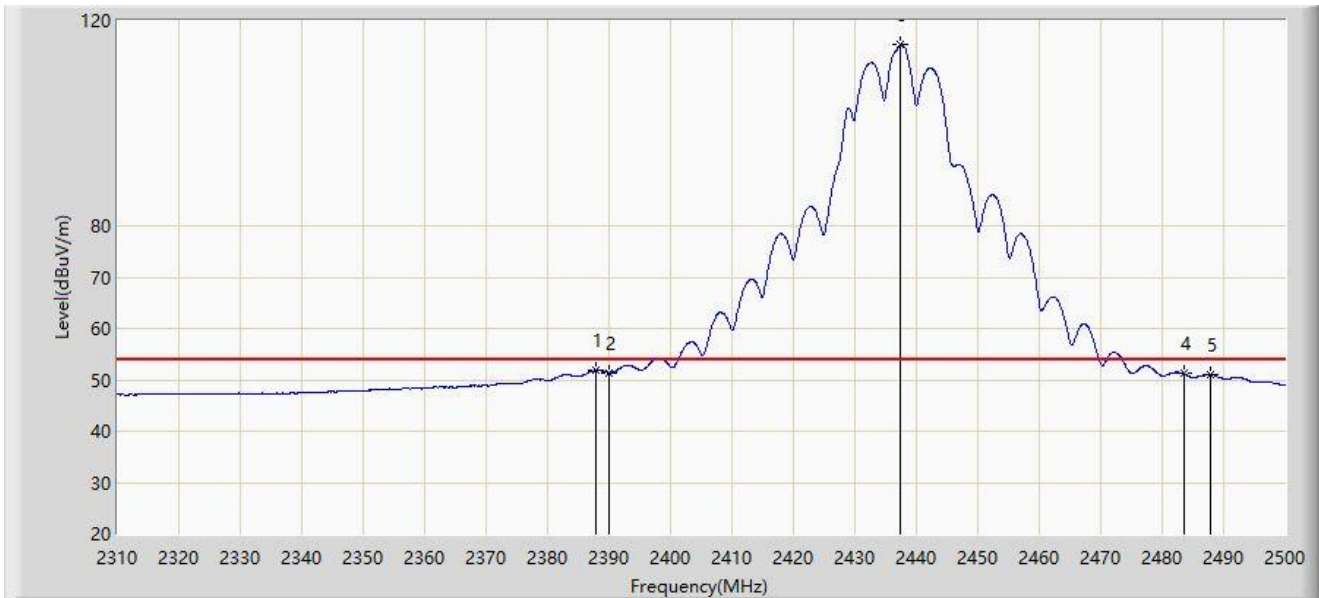
No	Mark	Frequency (MHz)	Measure Level (dB $\mu$ V/m)	Reading Level (dB $\mu$ V)	Margin (dB)	Limit (dB $\mu$ V/m)	Factor (dB/m)	Type
1		2383.625	66.106	34.846	-7.894	74.000	31.261	PK
2		2390.000	65.475	34.221	-8.525	74.000	31.254	PK
3		2437.775	123.744	92.540	N/A	N/A	31.204	PK
4		2483.500	64.817	33.591	-9.183	74.000	31.226	PK
5	*	2487.175	66.878	35.649	-7.122	74.000	31.229	PK

Note 1: " \* ", means this data is the worst emission level.

Note 2: Measure Level (dB $\mu$ V/m) = Reading Level (dB $\mu$ V) + Factor (dB/m).

Note 3: Factor (dB/m) = Cable Loss (dB) + Antenna Factor (dB/m).

Site: WZ-AC1	Test Date: 2024-03-22
Limit: FCC_2.4G_RE(3m)	Engineer: Frank Xue
Probe: BBHA9120D_1167_1-18GHz	Polarity: Vertical
EUT: Tri-band Wi-Fi 7 Mesh AP	Power: AC 120V/60Hz
Test Mode: Transmit by 802.11g at 2437MHz	



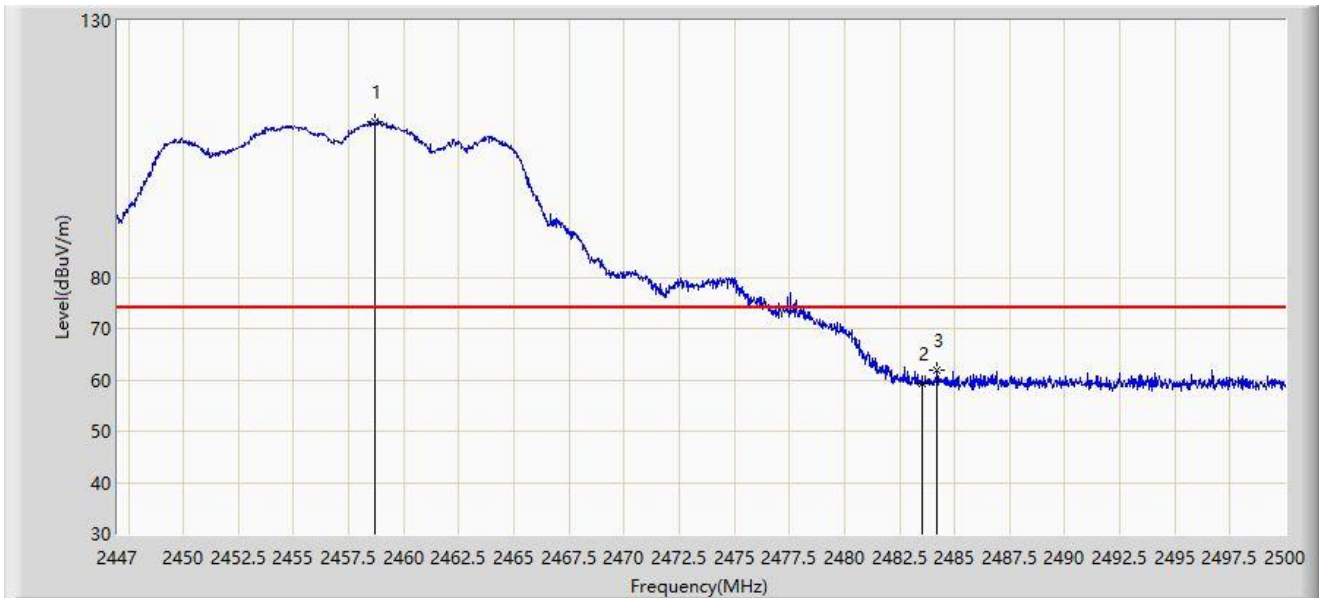
No	Mark	Frequency (MHz)	Measure Level (dBμV/m)	Reading Level (dBμV)	Margin (dB)	Limit (dBμV/m)	Factor (dB/m)	Type
1	*	2387.805	51.835	20.579	-2.165	54.000	31.256	AV
2		2390.000	51.398	20.144	-2.602	54.000	31.254	AV
3		2437.395	115.283	84.079	N/A	N/A	31.204	AV
4		2483.500	51.174	19.948	-2.826	54.000	31.226	AV
5		2487.745	50.948	19.719	-3.052	54.000	31.229	AV

Note 1: " \* ", means this data is the worst emission level.

Note 2: Measure Level (dBμV/m) = Reading Level (dBμV) + Factor (dB/m).

Note 3: Factor (dB/m) = Cable Loss (dB) + Antenna Factor (dB/m).

Site: WZ-AC1	Test Date: 2024-03-24
Limit: FCC_2.4G_RE(3m)	Engineer: Carl Jiang
Probe: BBHA9120D_1167_1-18GHz	Polarity: Horizontal
EUT: Tri-band Wi-Fi 7 Mesh AP	Power: AC 120V/60Hz
Test Mode: Transmit by 802.11g at 2457MHz	



No	Mark	Frequency (MHz)	Measure Level (dB $\mu$ V/m)	Reading Level (dB $\mu$ V)	Margin (dB)	Limit (dB $\mu$ V/m)	Factor (dB/m)	Type
1		2458.713	110.317	79.089	N/A	N/A	31.228	PK
2		2483.500	59.142	27.916	-14.858	74.000	31.226	PK
3	*	2484.206	61.976	30.749	-12.024	74.000	31.227	PK

Note 1: " \* ", means this data is the worst emission level.

Note 2: Measure Level (dB $\mu$ V/m) = Reading Level (dB $\mu$ V) + Factor (dB/m).

Note 3: Factor (dB/m) = Cable Loss (dB) + Antenna Factor (dB/m).

Site: WZ-AC1	Test Date: 2024-03-24
Limit: FCC_2.4G_RE(3m)	Engineer: Carl Jiang
Probe: BBHA9120D_1167_1-18GHz	Polarity: Horizontal
EUT: Tri-band Wi-Fi 7 Mesh AP	Power: AC 120V/60Hz
Test Mode: Transmit by 802.11g at 2457MHz	



No	Mark	Frequency (MHz)	Measure Level (dB $\mu$ V/m)	Reading Level (dB $\mu$ V)	Margin (dB)	Limit (dB $\mu$ V/m)	Factor (dB/m)	Type
1		2454.579	101.275	70.047	N/A	N/A	31.228	AV
2		2483.500	44.983	13.757	-9.017	54.000	31.226	AV
3	*	2483.835	45.077	13.851	-8.923	54.000	31.226	AV

Note 1: " \* ", means this data is the worst emission level.

Note 2: Measure Level (dB $\mu$ V/m) = Reading Level (dB $\mu$ V) + Factor (dB/m).

Note 3: Factor (dB/m) = Cable Loss (dB) + Antenna Factor (dB/m).

Site: WZ-AC1	Test Date: 2024-03-24
Limit: FCC_2.4G_RE(3m)	Engineer: Carl Jiang
Probe: BBHA9120D_1167_1-18GHz	Polarity: Vertical
EUT: Tri-band Wi-Fi 7 Mesh AP	Power: AC 120V/60Hz
Test Mode: Transmit by 802.11g at 2457MHz	



No	Mark	Frequency (MHz)	Measure Level (dB $\mu$ V/m)	Reading Level (dB $\mu$ V)	Margin (dB)	Limit (dB $\mu$ V/m)	Factor (dB/m)	Type
1		2457.600	118.782	87.553	N/A	N/A	31.228	PK
2		2483.500	64.381	33.155	-9.619	74.000	31.226	PK
3	*	2483.915	65.502	34.275	-8.498	74.000	31.227	PK

Note 1: " \* ", means this data is the worst emission level.

Note 2: Measure Level (dB $\mu$ V/m) = Reading Level (dB $\mu$ V) + Factor (dB/m).

Note 3: Factor (dB/m) = Cable Loss (dB) + Antenna Factor (dB/m).

Site: WZ-AC1	Test Date: 2024-03-24
Limit: FCC_2.4G_RE(3m)	Engineer: Carl Jiang
Probe: BBHA9120D_1167_1-18GHz	Polarity: Vertical
EUT: Tri-band Wi-Fi 7 Mesh AP	Power: AC 120V/60Hz
Test Mode: Transmit by 802.11g at 2457MHz	



No	Mark	Frequency (MHz)	Measure Level (dB $\mu$ V/m)	Reading Level (dB $\mu$ V)	Margin (dB)	Limit (dB $\mu$ V/m)	Factor (dB/m)	Type
1		2457.388	109.681	78.452	N/A	N/A	31.229	AV
2	*	2483.500	51.883	20.657	-2.117	54.000	31.226	AV

Note 1: " \* ", means this data is the worst emission level.

Note 2: Measure Level (dB $\mu$ V/m) = Reading Level (dB $\mu$ V) + Factor (dB/m).

Note 3: Factor (dB/m) = Cable Loss (dB) + Antenna Factor (dB/m).

Site: WZ-AC1	Test Date: 2024-03-06
Limit: FCC_2.4G_RE(3m)	Engineer: Frank Xue
Probe: BBHA9120D_1167_1-18GHz	Polarity: Horizontal
EUT: Tri-band Wi-Fi 7 Mesh AP	Power: AC 120V/60Hz
Test Mode: Transmit by 802.11g at 2462MHz	



No	Mark	Frequency (MHz)	Measure Level (dB $\mu$ V/m)	Reading Level (dB $\mu$ V)	Margin (dB)	Limit (dB $\mu$ V/m)	Factor (dB/m)	Type
1		2462.656	105.997	74.772	N/A	N/A	31.225	PK
2		2483.500	59.103	27.877	-14.897	74.000	31.226	PK
3	*	2484.040	61.042	29.815	-12.958	74.000	31.227	PK

Note 1: " \* ", means this data is the worst emission level.

Note 2: Measure Level (dB $\mu$ V/m) = Reading Level (dB $\mu$ V) + Factor (dB/m).

Note 3: Factor (dB/m) = Cable Loss (dB) + Antenna Factor (dB/m).

Site: WZ-AC1	Test Date: 2024-03-06
Limit: FCC_2.4G_RE(3m)	Engineer: Frank Xue
Probe: BBHA9120D_1167_1-18GHz	Polarity: Horizontal
EUT: Tri-band Wi-Fi 7 Mesh AP	Power: AC 120V/60Hz
Test Mode: Transmit by 802.11g at 2462MHz	



No	Mark	Frequency (MHz)	Measure Level (dB $\mu$ V/m)	Reading Level (dB $\mu$ V)	Margin (dB)	Limit (dB $\mu$ V/m)	Factor (dB/m)	Type
1		2462.584	99.238	68.013	N/A	N/A	31.225	AV
2		2483.500	46.395	15.169	-7.605	54.000	31.226	AV
3	*	2483.680	47.036	15.810	-6.964	54.000	31.226	AV

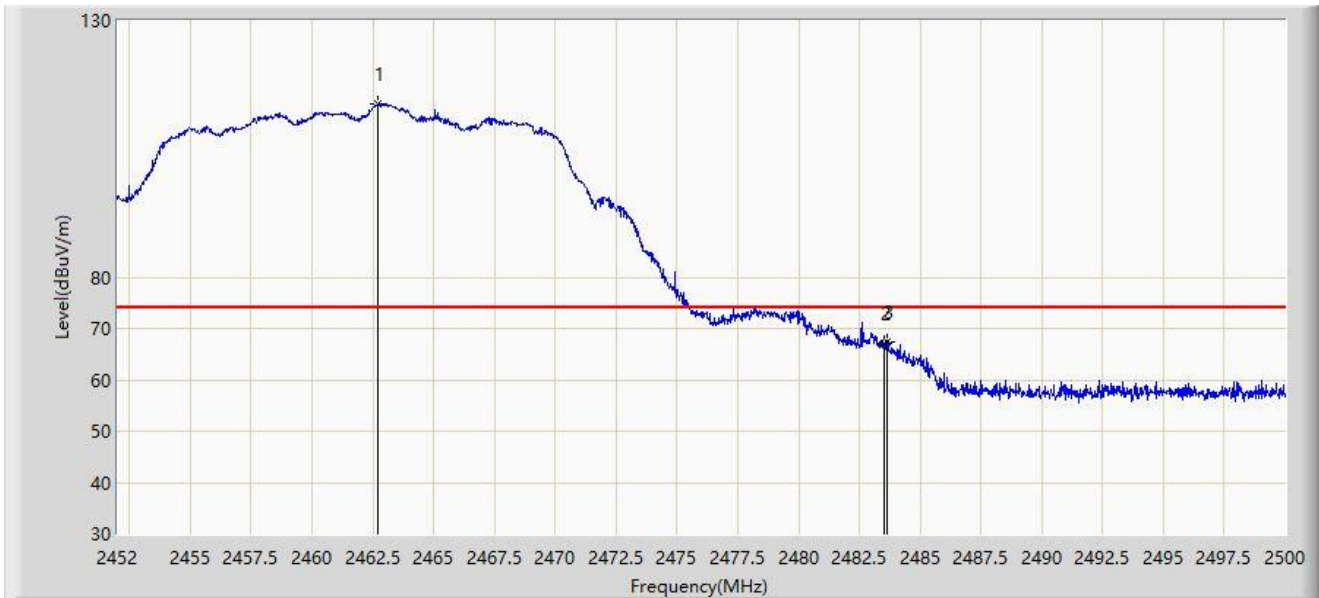
Note 1: " \* ", means this data is the worst emission level.

Note 2: Measure Level (dB $\mu$ V/m) = Reading Level (dB $\mu$ V) + Factor (dB/m).

Note 3: Factor (dB/m) = Cable Loss (dB) + Antenna Factor (dB/m).



Site: WZ-AC1	Test Date: 2024-03-06
Limit: FCC_2.4G_RE(3m)	Engineer: Frank Xue
Probe: BBHA9120D_1167_1-18GHz	Polarity: Vertical
EUT: Tri-band Wi-Fi 7 Mesh AP	Power: AC 120V/60Hz
Test Mode: Transmit by 802.11g at 2462MHz	



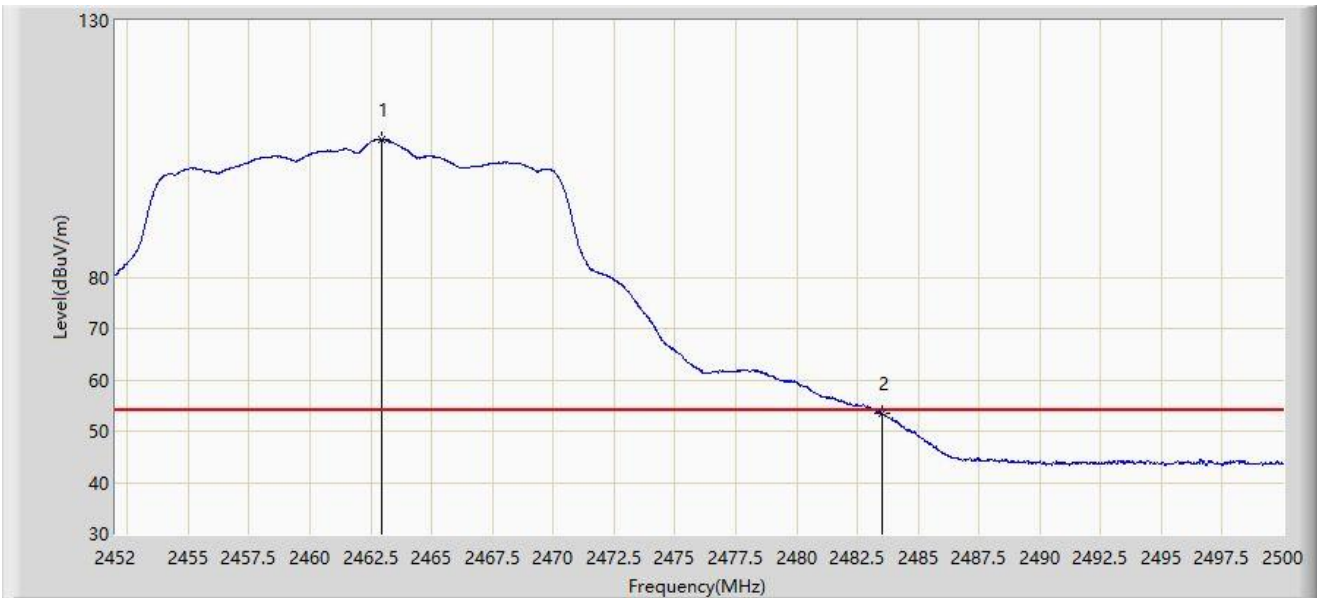
No	Mark	Frequency (MHz)	Measure Level (dB $\mu$ V/m)	Reading Level (dB $\mu$ V)	Margin (dB)	Limit (dB $\mu$ V/m)	Factor (dB/m)	Type
1		2462.728	113.731	82.506	N/A	N/A	31.225	PK
2		2483.500	66.970	35.744	-7.030	74.000	31.226	PK
3	*	2483.656	67.503	36.277	-6.497	74.000	31.226	PK

Note 1: " \* ", means this data is the worst emission level.

Note 2: Measure Level (dB $\mu$ V/m) = Reading Level (dB $\mu$ V) + Factor (dB/m).

Note 3: Factor (dB/m) = Cable Loss (dB) + Antenna Factor (dB/m).

Site: WZ-AC1	Test Date: 2024-03-06
Limit: FCC_2.4G_RE(3m)	Engineer: Frank Xue
Probe: BBHA9120D_1167_1-18GHz	Polarity: Vertical
EUT: Tri-band Wi-Fi 7 Mesh AP	Power: AC 120V/60Hz
Test Mode: Transmit by 802.11g at 2462MHz	



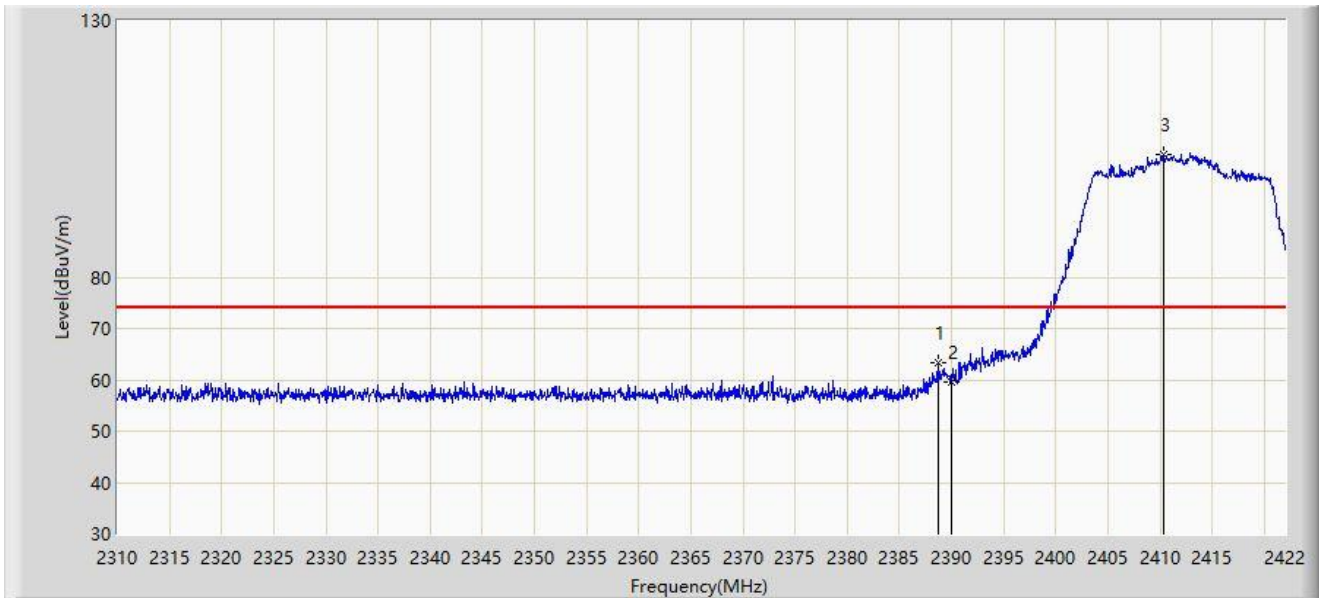
No	Mark	Frequency (MHz)	Measure Level (dB $\mu$ V/m)	Reading Level (dB $\mu$ V)	Margin (dB)	Limit (dB $\mu$ V/m)	Factor (dB/m)	Type
1		2462.944	106.711	75.486	N/A	N/A	31.225	AV
2	*	2483.500	53.413	22.187	-0.587	54.000	31.226	AV

Note 1: " \* ", means this data is the worst emission level.

Note 2: Measure Level (dB $\mu$ V/m) = Reading Level (dB $\mu$ V) + Factor (dB/m).

Note 3: Factor (dB/m) = Cable Loss (dB) + Antenna Factor (dB/m).

Site: WZ-AC1	Test Date: 2024-03-06
Limit: FCC_2.4G_RE(3m)	Engineer: Frank Xue
Probe: BBHA9120D_1167_1-18GHz	Polarity: Horizontal
EUT: Tri-band Wi-Fi 7 Mesh AP	Power: AC 120V/60Hz
Test Mode: Transmit by 802.11n-HT20 at 2412MHz	



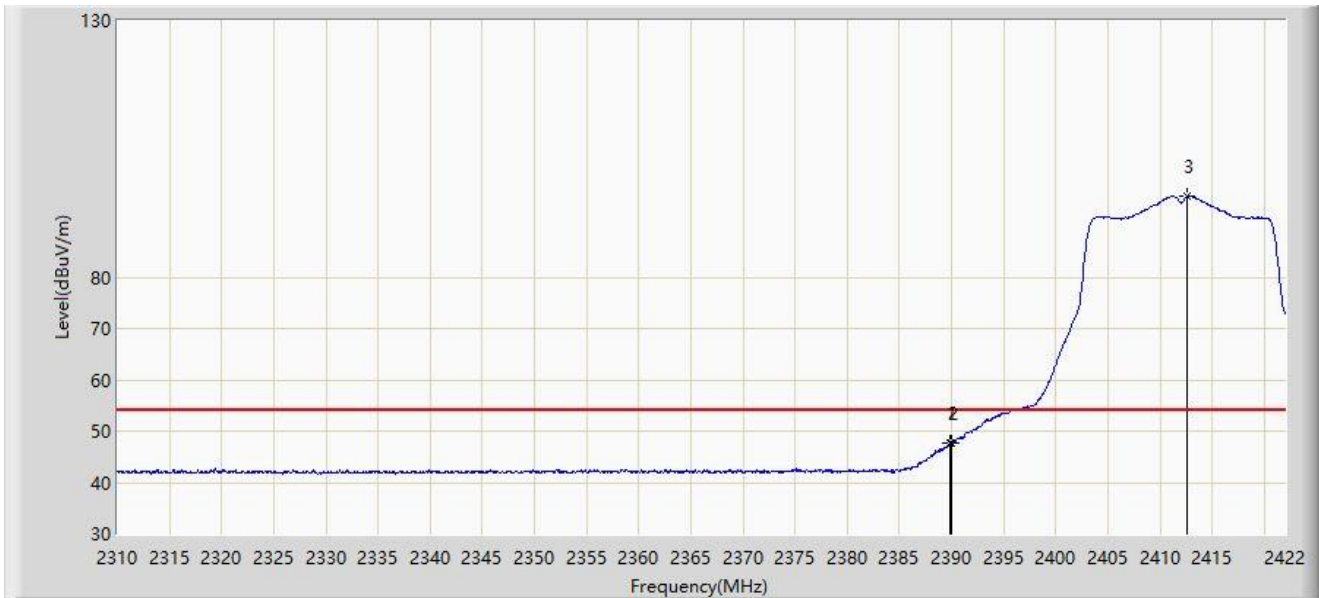
No	Mark	Frequency (MHz)	Measure Level (dB $\mu$ V/m)	Reading Level (dB $\mu$ V)	Margin (dB)	Limit (dB $\mu$ V/m)	Factor (dB/m)	Type
1	*	2388.792	63.474	32.219	-10.526	74.000	31.255	PK
2		2390.000	59.709	28.455	-14.291	74.000	31.254	PK
3		2410.296	103.832	72.578	N/A	N/A	31.254	PK

Note 1: " \* ", means this data is the worst emission level.

Note 2: Measure Level (dB $\mu$ V/m) = Reading Level (dB $\mu$ V) + Factor (dB/m).

Note 3: Factor (dB/m) = Cable Loss (dB) + Antenna Factor (dB/m).

Site: WZ-AC1	Test Date: 2024-03-06
Limit: FCC_2.4G_RE(3m)	Engineer: Frank Xue
Probe: BBHA9120D_1167_1-18GHz	Polarity: Horizontal
EUT: Tri-band Wi-Fi 7 Mesh AP	Power: AC 120V/60Hz
Test Mode: Transmit by 802.11n-HT20 at 2412MHz	



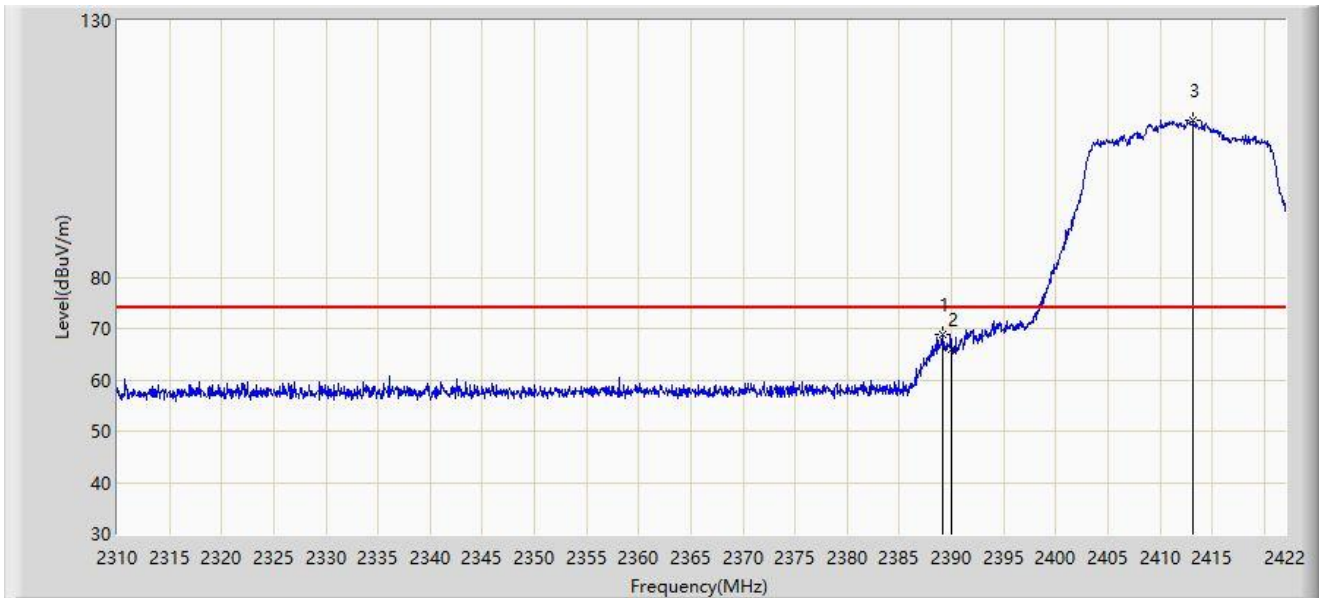
No	Mark	Frequency (MHz)	Measure Level (dB $\mu$ V/m)	Reading Level (dB $\mu$ V)	Margin (dB)	Limit (dB $\mu$ V/m)	Factor (dB/m)	Type
1	*	2389.912	47.770	16.516	-6.230	54.000	31.254	AV
2		2390.000	47.554	16.300	-6.446	54.000	31.254	AV
3		2412.536	95.704	64.452	N/A	N/A	31.253	AV

Note 1: " \* ", means this data is the worst emission level.

Note 2: Measure Level (dB $\mu$ V/m) = Reading Level (dB $\mu$ V) + Factor (dB/m).

Note 3: Factor (dB/m) = Cable Loss (dB) + Antenna Factor (dB/m).

Site: WZ-AC1	Test Date: 2024-03-06
Limit: FCC_2.4G_RE(3m)	Engineer: Frank Xue
Probe: BBHA9120D_1167_1-18GHz	Polarity: Vertical
EUT: Tri-band Wi-Fi 7 Mesh AP	Power: AC 120V/60Hz
Test Mode: Transmit by 802.11n-HT20 at 2412MHz	



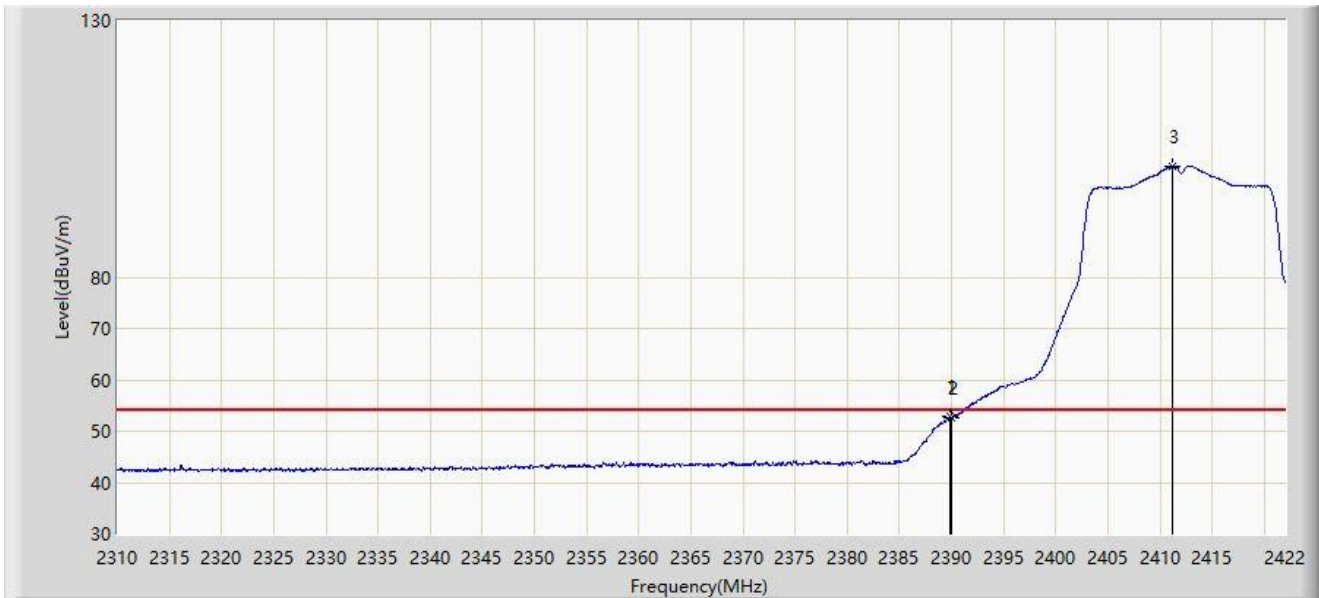
No	Mark	Frequency (MHz)	Measure Level (dB $\mu$ V/m)	Reading Level (dB $\mu$ V)	Margin (dB)	Limit (dB $\mu$ V/m)	Factor (dB/m)	Type
1	*	2389.184	68.982	37.728	-5.018	74.000	31.254	PK
2		2390.000	65.959	34.705	-8.041	74.000	31.254	PK
3		2413.152	110.592	79.340	N/A	N/A	31.252	PK

Note 1: " \* ", means this data is the worst emission level.

Note 2: Measure Level (dB $\mu$ V/m) = Reading Level (dB $\mu$ V) + Factor (dB/m).

Note 3: Factor (dB/m) = Cable Loss (dB) + Antenna Factor (dB/m).

Site: WZ-AC1	Test Date: 2024-03-06
Limit: FCC_2.4G_RE(3m)	Engineer: Frank Xue
Probe: BBHA9120D_1167_1-18GHz	Polarity: Vertical
EUT: Tri-band Wi-Fi 7 Mesh AP	Power: AC 120V/60Hz
Test Mode: Transmit by 802.11n-HT20 at 2412MHz	



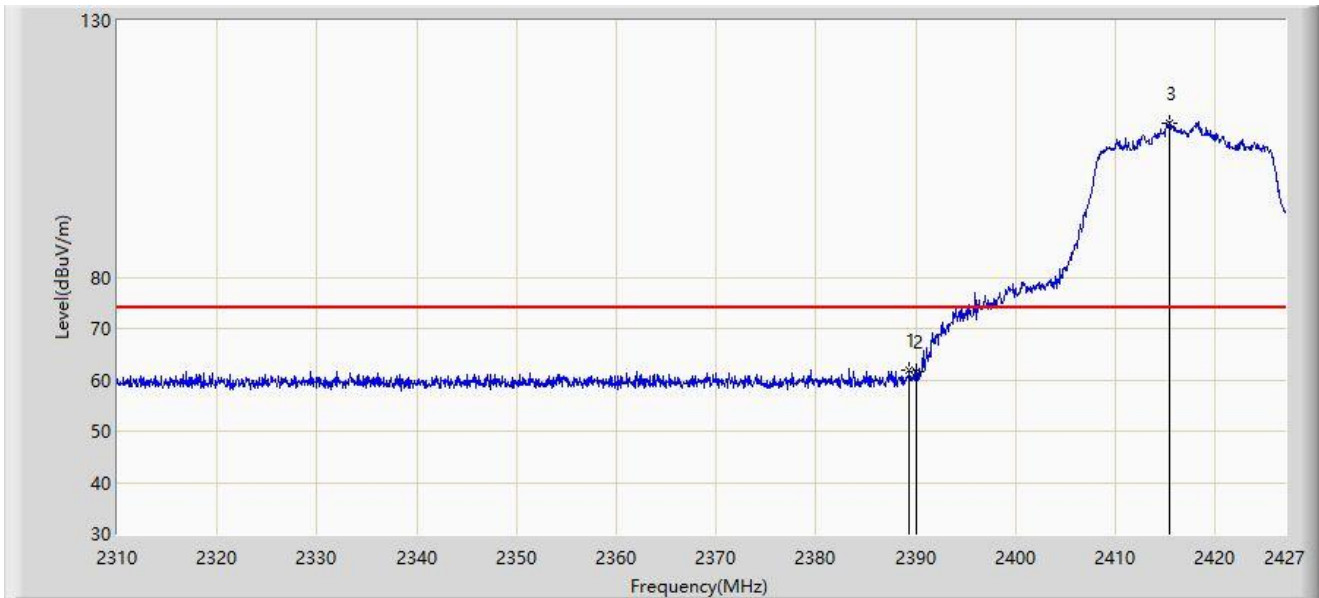
No	Mark	Frequency (MHz)	Measure Level (dB $\mu$ V/m)	Reading Level (dB $\mu$ V)	Margin (dB)	Limit (dB $\mu$ V/m)	Factor (dB/m)	Type
1	*	2389.912	52.824	21.570	-1.176	54.000	31.254	AV
2		2390.000	52.654	21.400	-1.346	54.000	31.254	AV
3		2411.248	101.627	70.374	N/A	N/A	31.254	AV

Note 1: " \* ", means this data is the worst emission level.

Note 2: Measure Level (dB $\mu$ V/m) = Reading Level (dB $\mu$ V) + Factor (dB/m).

Note 3: Factor (dB/m) = Cable Loss (dB) + Antenna Factor (dB/m).

Site: WZ-AC1	Test Date: 2024-03-24
Limit: FCC_2.4G_RE(3m)	Engineer: Carl Jiang
Probe: BBHA9120D_1167_1-18GHz	Polarity: Horizontal
EUT: Tri-band Wi-Fi 7 Mesh AP	Power: AC 120V/60Hz
Test Mode: Transmit by 802.11n-HT20 at 2417MHz	



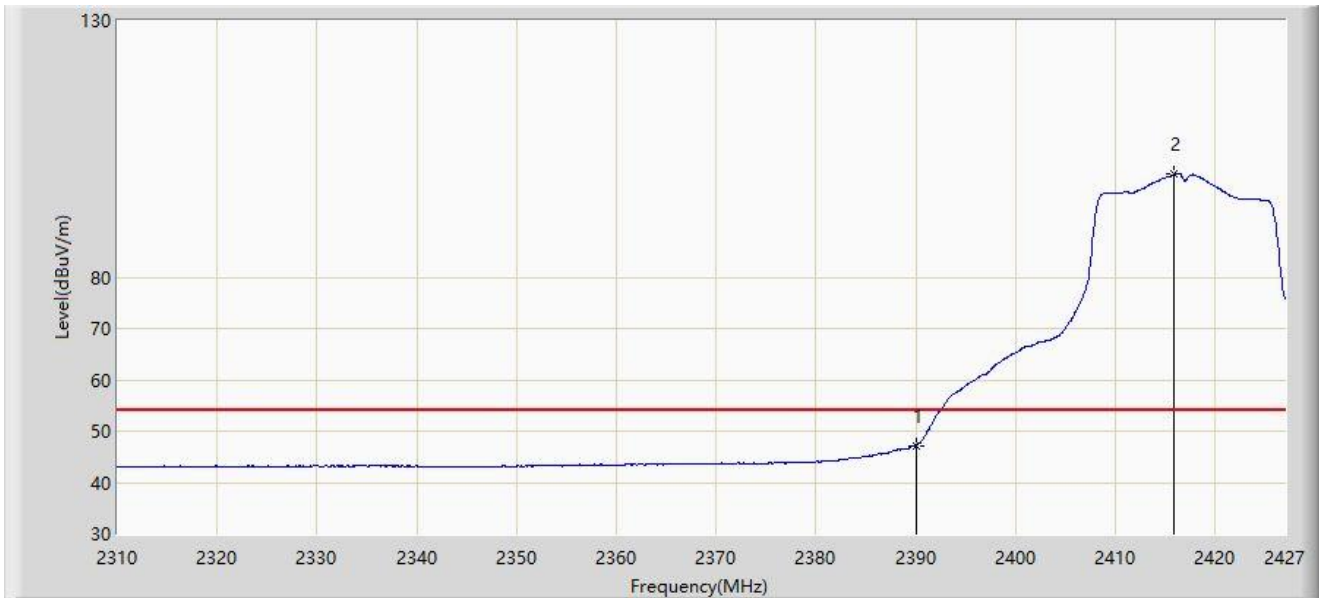
No	Mark	Frequency (MHz)	Measure Level (dBμV/m)	Reading Level (dBμV)	Margin (dB)	Limit (dBμV/m)	Factor (dB/m)	Type
1	*	2389.385	61.955	30.701	-12.045	74.000	31.255	PK
2		2390.000	61.678	30.424	-12.322	74.000	31.254	PK
3		2415.358	110.098	78.847	N/A	N/A	31.251	PK

Note 1: " \* ", means this data is the worst emission level.

Note 2: Measure Level (dBμV/m) = Reading Level (dBμV) + Factor (dB/m).

Note 3: Factor (dB/m) = Cable Loss (dB) + Antenna Factor (dB/m).

Site: WZ-AC1	Test Date: 2024-03-24
Limit: FCC_2.4G_RE(3m)	Engineer: Carl Jiang
Probe: BBHA9120D_1167_1-18GHz	Polarity: Horizontal
EUT: Tri-band Wi-Fi 7 Mesh AP	Power: AC 120V/60Hz
Test Mode: Transmit by 802.11n-HT20 at 2417MHz	



No	Mark	Frequency (MHz)	Measure Level (dB $\mu$ V/m)	Reading Level (dB $\mu$ V)	Margin (dB)	Limit (dB $\mu$ V/m)	Factor (dB/m)	Type
1	*	2390.000	47.197	15.943	-6.803	54.000	31.254	AV
2		2415.885	100.058	68.808	N/A	N/A	31.250	AV

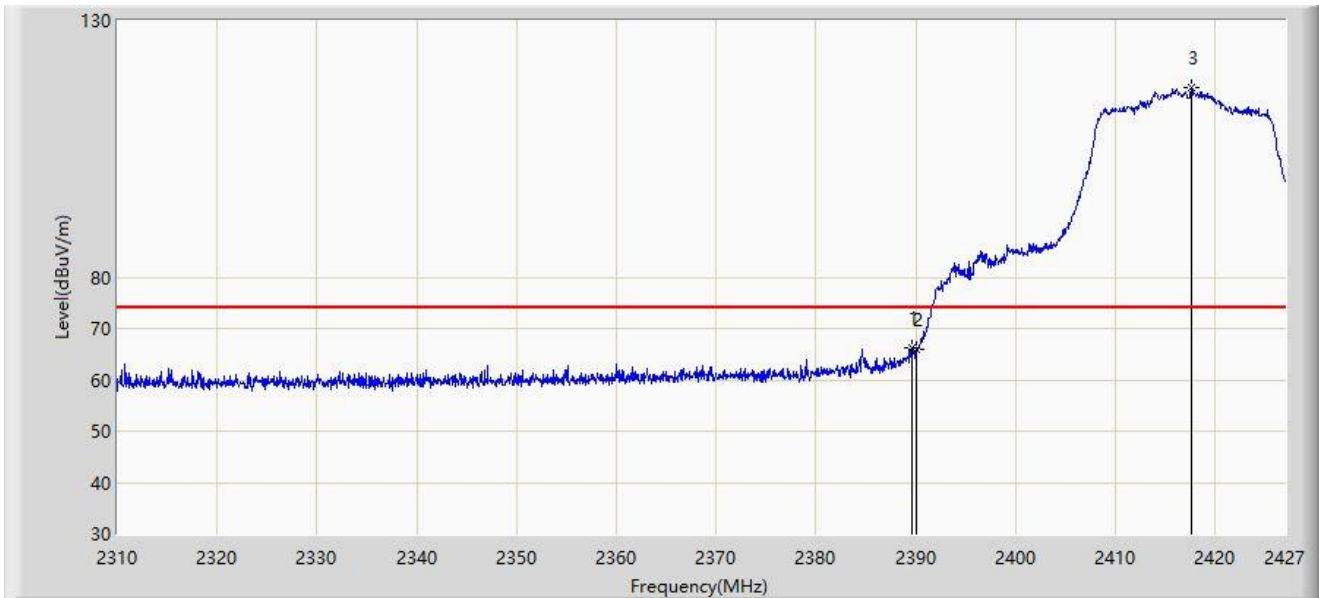
Note 1: " \* ", means this data is the worst emission level.

Note 2: Measure Level (dB $\mu$ V/m) = Reading Level (dB $\mu$ V) + Factor (dB/m).

Note 3: Factor (dB/m) = Cable Loss (dB) + Antenna Factor (dB/m).



Site: WZ-AC1	Test Date: 2024-03-24
Limit: FCC_2.4G_RE(3m)	Engineer: Carl Jiang
Probe: BBHA9120D_1167_1-18GHz	Polarity: Vertical
EUT: Tri-band Wi-Fi 7 Mesh AP	Power: AC 120V/60Hz
Test Mode: Transmit by 802.11n-HT20 at 2417MHz	



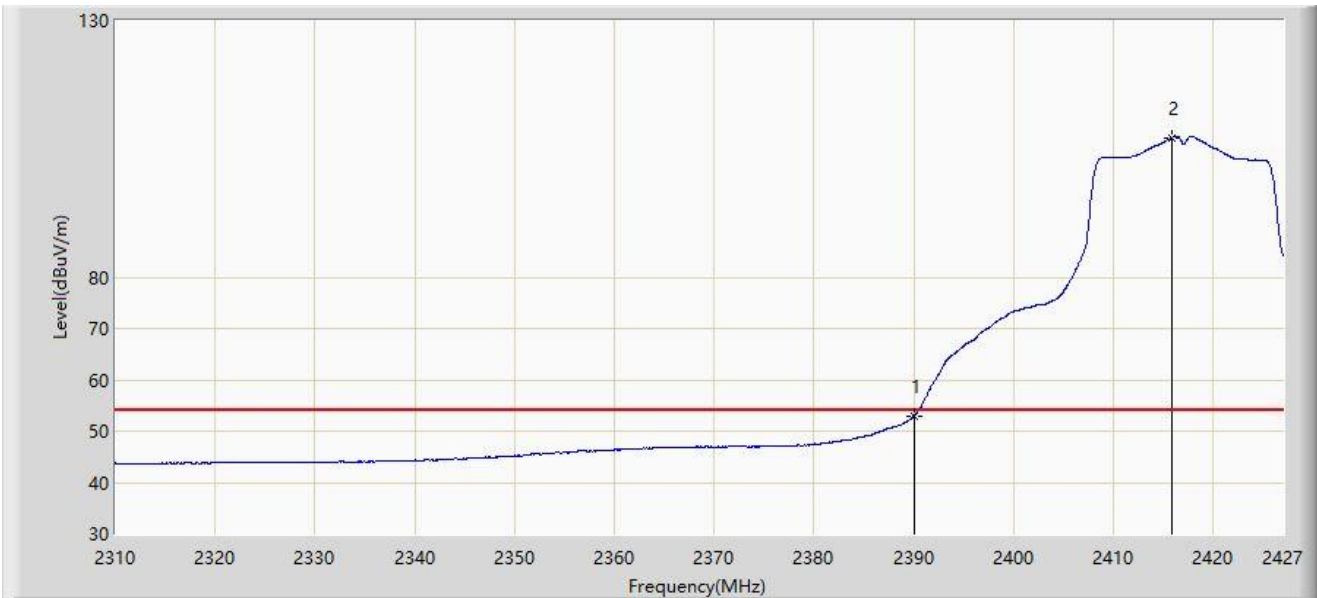
No	Mark	Frequency (MHz)	Measure Level (dBμV/m)	Reading Level (dBμV)	Margin (dB)	Limit (dBμV/m)	Factor (dB/m)	Type
1	*	2389.560	66.232	34.978	-7.768	74.000	31.254	PK
2		2390.000	65.802	34.548	-8.198	74.000	31.254	PK
3		2417.582	117.011	85.762	N/A	N/A	31.249	PK

Note 1: " \* ", means this data is the worst emission level.

Note 2: Measure Level (dBμV/m) = Reading Level (dBμV) + Factor (dB/m).

Note 3: Factor (dB/m) = Cable Loss (dB) + Antenna Factor (dB/m).

Site: WZ-AC1	Test Date: 2024-03-24
Limit: FCC_2.4G_RE(3m)	Engineer: Carl Jiang
Probe: BBHA9120D_1167_1-18GHz	Polarity: Vertical
EUT: Tri-band Wi-Fi 7 Mesh AP	Power: AC 120V/60Hz
Test Mode: Transmit by 802.11n-HT20 at 2417MHz	



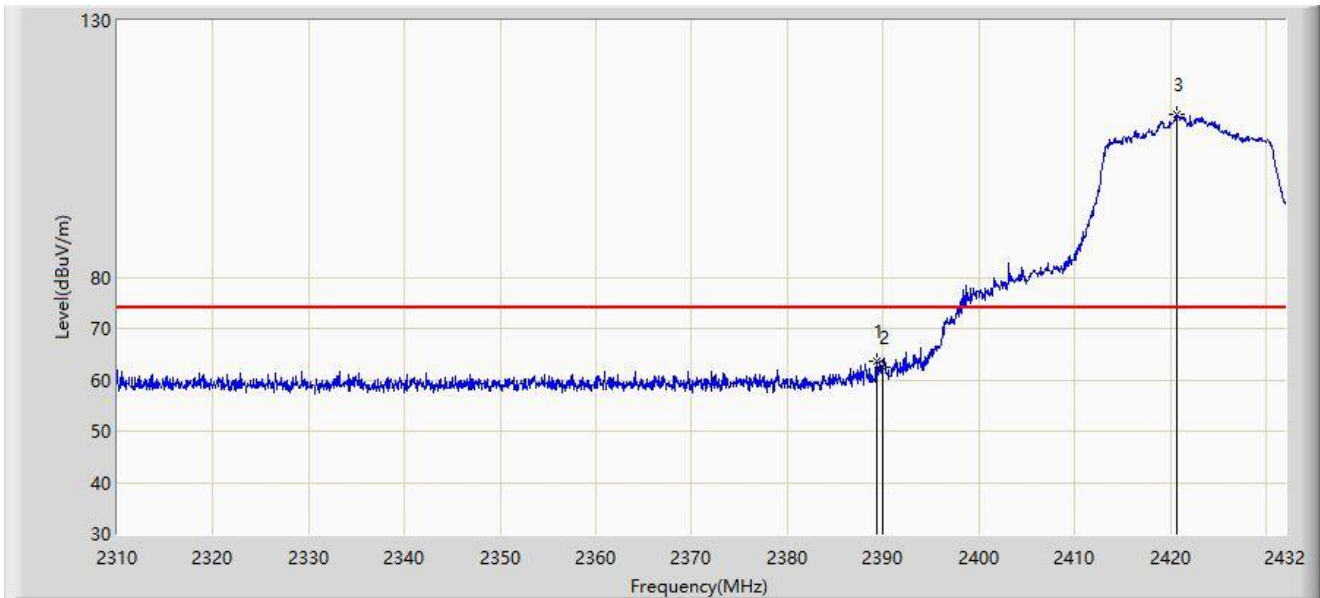
No	Mark	Frequency (MHz)	Measure Level (dB $\mu$ V/m)	Reading Level (dB $\mu$ V)	Margin (dB)	Limit (dB $\mu$ V/m)	Factor (dB/m)	Type
1	*	2390.000	52.960	21.706	-1.040	54.000	31.254	AV
2		2415.885	107.200	75.950	N/A	N/A	31.250	AV

Note 1: " \* ", means this data is the worst emission level.

Note 2: Measure Level (dB $\mu$ V/m) = Reading Level (dB $\mu$ V) + Factor (dB/m).

Note 3: Factor (dB/m) = Cable Loss (dB) + Antenna Factor (dB/m).

Site: WZ-AC1	Test Date: 2024-03-24
Limit: FCC_2.4G_RE(3m)	Engineer: Carl Jiang
Probe: BBHA9120D_1167_1-18GHz	Polarity: Horizontal
EUT: Tri-band Wi-Fi 7 Mesh AP	Power: AC 120V/60Hz
Test Mode: Transmit by 802.11n-HT20 at 2422MHz	



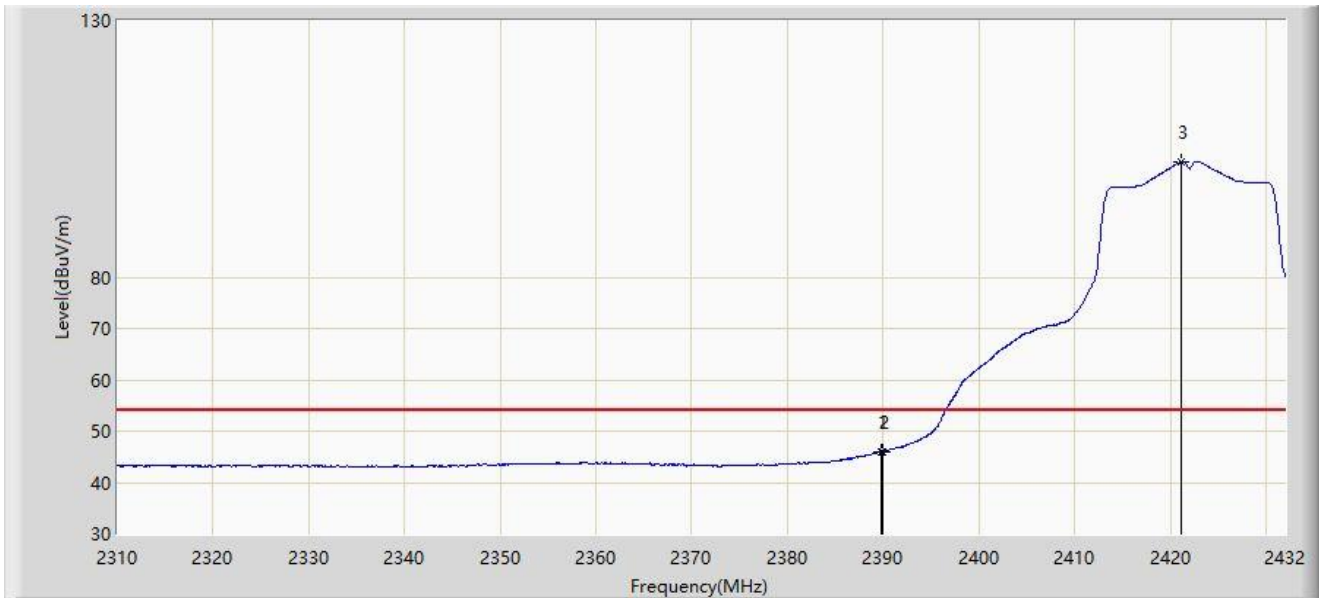
No	Mark	Frequency (MHz)	Measure Level (dB $\mu$ V/m)	Reading Level (dB $\mu$ V)	Margin (dB)	Limit (dB $\mu$ V/m)	Factor (dB/m)	Type
1	*	2389.422	63.722	32.468	-10.278	74.000	31.255	PK
2		2390.000	62.391	31.137	-11.609	74.000	31.254	PK
3		2420.715	111.734	80.488	N/A	N/A	31.246	PK

Note 1: " \* ", means this data is the worst emission level.

Note 2: Measure Level (dB $\mu$ V/m) = Reading Level (dB $\mu$ V) + Factor (dB/m).

Note 3: Factor (dB/m) = Cable Loss (dB) + Antenna Factor (dB/m).

Site: WZ-AC1	Test Date: 2024-03-24
Limit: FCC_2.4G_RE(3m)	Engineer: Carl Jiang
Probe: BBHA9120D_1167_1-18GHz	Polarity: Horizontal
EUT: Tri-band Wi-Fi 7 Mesh AP	Power: AC 120V/60Hz
Test Mode: Transmit by 802.11n-HT20 at 2422MHz	



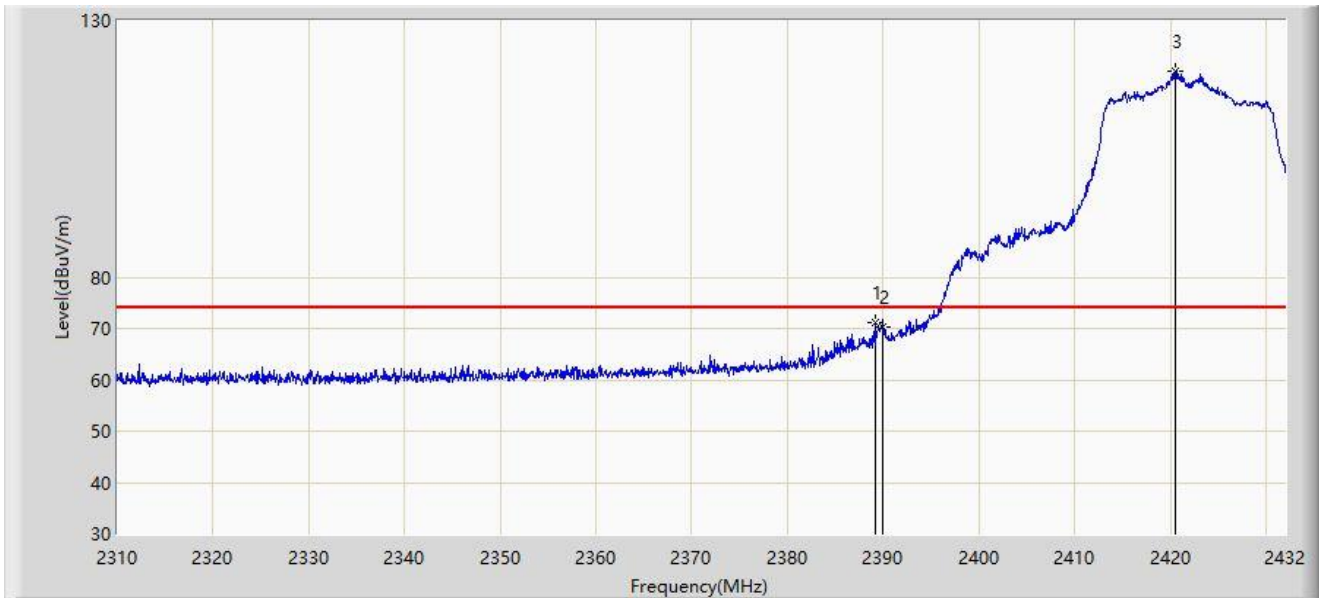
No	Mark	Frequency (MHz)	Measure Level (dB $\mu$ V/m)	Reading Level (dB $\mu$ V)	Margin (dB)	Limit (dB $\mu$ V/m)	Factor (dB/m)	Type
1	*	2389.849	45.963	14.709	-8.037	54.000	31.254	AV
2		2390.000	45.929	14.675	-8.071	54.000	31.254	AV
3		2421.203	102.534	71.290	N/A	N/A	31.244	AV

Note 1: " \* ", means this data is the worst emission level.

Note 2: Measure Level (dB $\mu$ V/m) = Reading Level (dB $\mu$ V) + Factor (dB/m).

Note 3: Factor (dB/m) = Cable Loss (dB) + Antenna Factor (dB/m).

Site: WZ-AC1	Test Date: 2024-03-24
Limit: FCC_2.4G_RE(3m)	Engineer: Carl Jiang
Probe: BBHA9120D_1167_1-18GHz	Polarity: Vertical
EUT: Tri-band Wi-Fi 7 Mesh AP	Power: AC 120V/60Hz
Test Mode: Transmit by 802.11n-HT20 at 2422MHz	



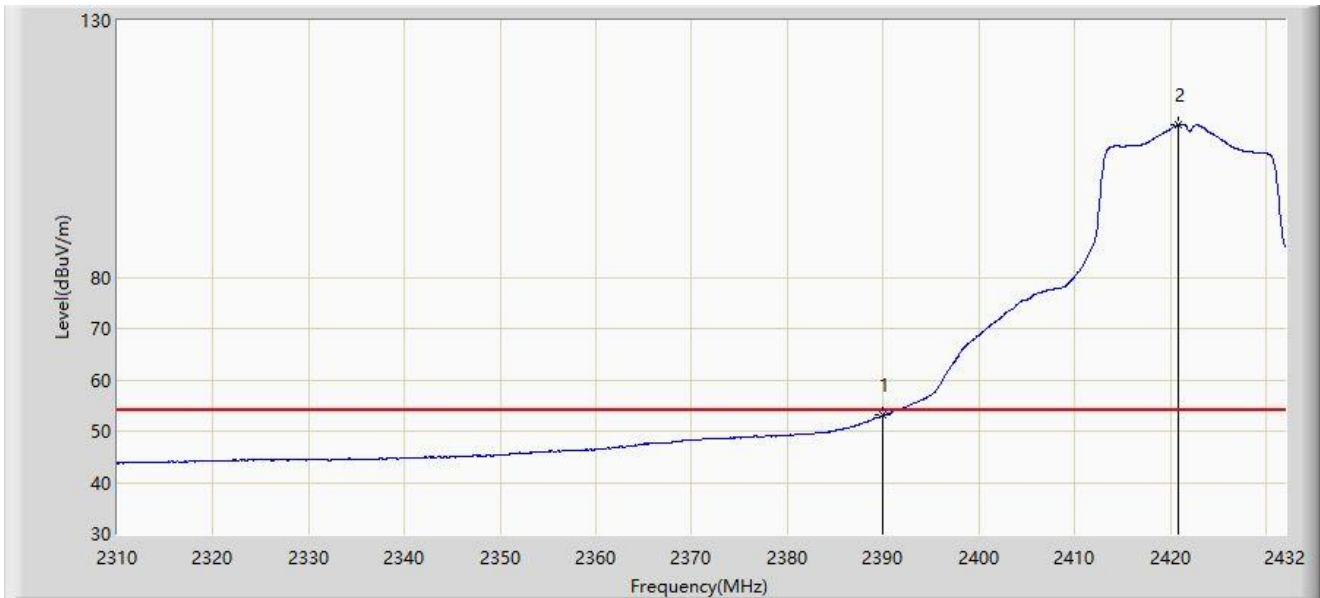
No	Mark	Frequency (MHz)	Measure Level (dB $\mu$ V/m)	Reading Level (dB $\mu$ V)	Margin (dB)	Limit (dB $\mu$ V/m)	Factor (dB/m)	Type
1	*	2389.178	71.195	39.941	-2.805	74.000	31.254	PK
2		2390.000	70.194	38.940	-3.806	74.000	31.254	PK
3		2420.593	120.203	88.957	N/A	N/A	31.246	PK

Note 1: " \* ", means this data is the worst emission level.

Note 2: Measure Level (dB $\mu$ V/m) = Reading Level (dB $\mu$ V) + Factor (dB/m).

Note 3: Factor (dB/m) = Cable Loss (dB) + Antenna Factor (dB/m).

Site: WZ-AC1	Test Date: 2024-03-24
Limit: FCC_2.4G_RE(3m)	Engineer: Carl Jiang
Probe: BBHA9120D_1167_1-18GHz	Polarity: Vertical
EUT: Tri-band Wi-Fi 7 Mesh AP	Power: AC 120V/60Hz
Test Mode: Transmit by 802.11n-HT20 at 2422MHz	



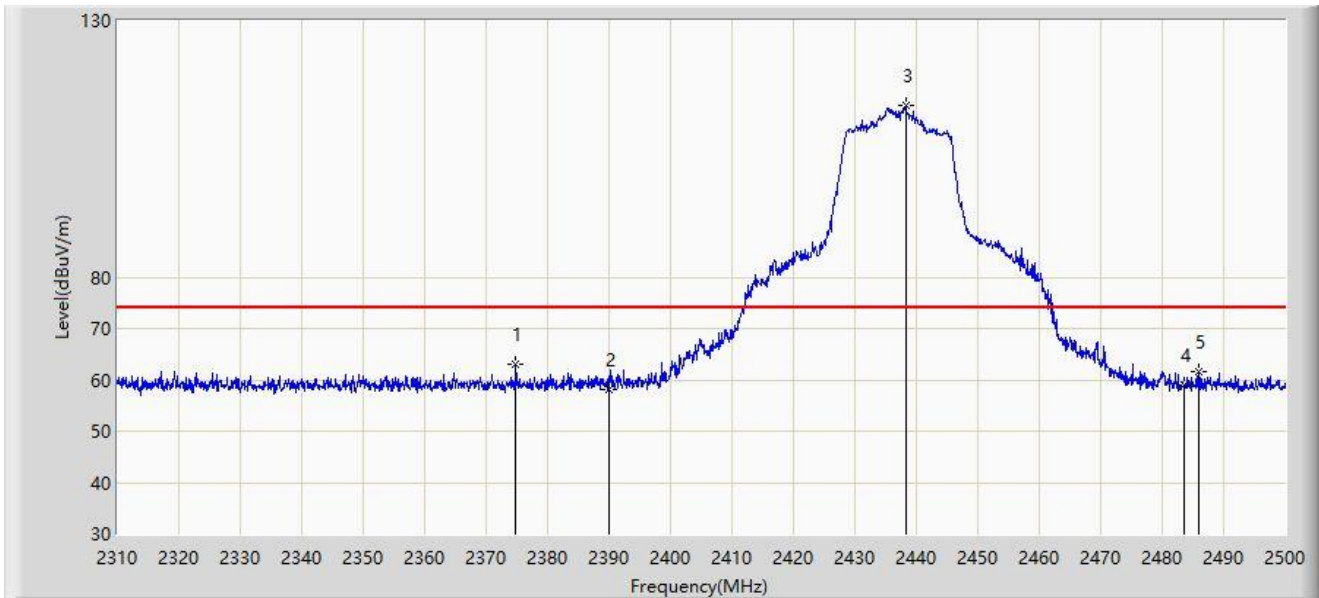
No	Mark	Frequency (MHz)	Measure Level (dB $\mu$ V/m)	Reading Level (dB $\mu$ V)	Margin (dB)	Limit (dB $\mu$ V/m)	Factor (dB/m)	Type
1	*	2390.000	53.051	21.797	-0.949	54.000	31.254	AV
2		2420.776	109.660	78.415	N/A	N/A	31.246	AV

Note 1: " \* ", means this data is the worst emission level.

Note 2: Measure Level (dB $\mu$ V/m) = Reading Level (dB $\mu$ V) + Factor (dB/m).

Note 3: Factor (dB/m) = Cable Loss (dB) + Antenna Factor (dB/m).

Site: WZ-AC1	Test Date: 2024-03-24
Limit: FCC_2.4G_RE(3m)	Engineer: Carl Jiang
Probe: BBHA9120D_1167_1-18GHz	Polarity: Horizontal
EUT: Tri-band Wi-Fi 7 Mesh AP	Power: AC 120V/60Hz
Test Mode: Transmit by 802.11n-HT20 at 2437MHz	



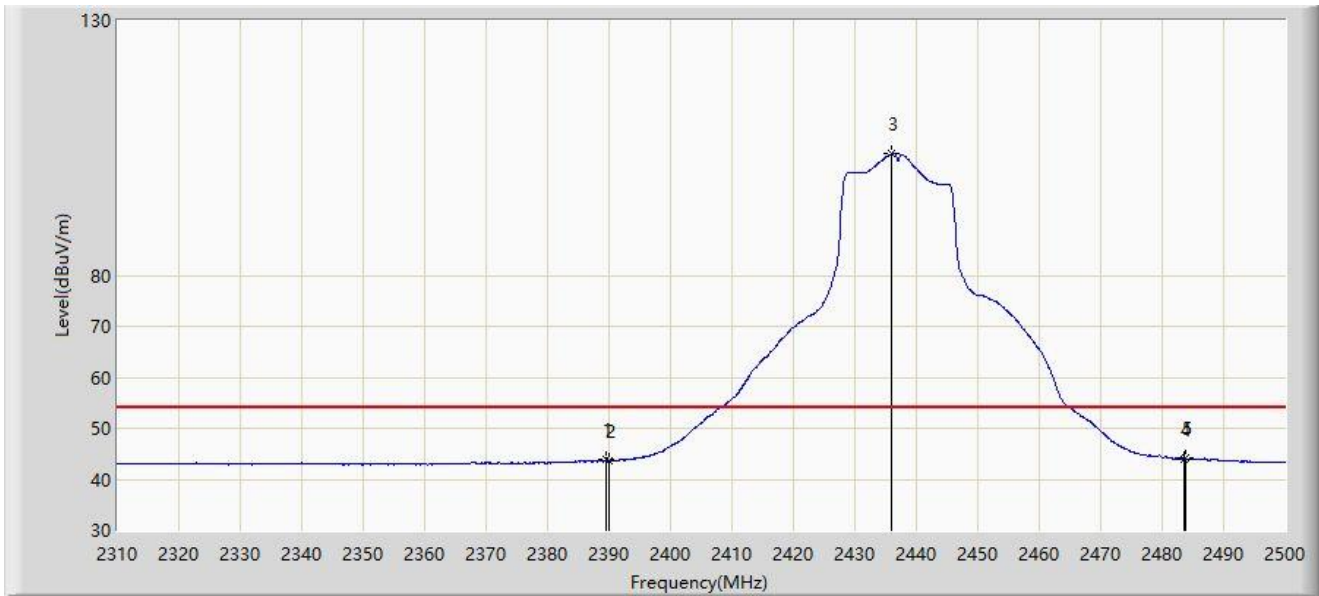
No	Mark	Frequency (MHz)	Measure Level (dB $\mu$ V/m)	Reading Level (dB $\mu$ V)	Margin (dB)	Limit (dB $\mu$ V/m)	Factor (dB/m)	Type
1	*	2374.790	62.913	31.619	-11.087	74.000	31.294	PK
2		2390.000	58.230	26.976	-15.770	74.000	31.254	PK
3		2438.250	113.499	82.295	N/A	N/A	31.204	PK
4		2483.500	58.854	27.628	-15.146	74.000	31.226	PK
5		2486.035	61.524	30.296	-12.476	74.000	31.228	PK

Note 1: " \* ", means this data is the worst emission level.

Note 2: Measure Level (dB $\mu$ V/m) = Reading Level (dB $\mu$ V) + Factor (dB/m).

Note 3: Factor (dB/m) = Cable Loss (dB) + Antenna Factor (dB/m).

Site: WZ-AC1	Test Date: 2024-03-24
Limit: FCC_2.4G_RE(3m)	Engineer: Carl Jiang
Probe: BBHA9120D_1167_1-18GHz	Polarity: Horizontal
EUT: Tri-band Wi-Fi 7 Mesh AP	Power: AC 120V/60Hz
Test Mode: Transmit by 802.11n-HT20 at 2437MHz	



No	Mark	Frequency (MHz)	Measure Level (dBμV/m)	Reading Level (dBμV)	Margin (dB)	Limit (dBμV/m)	Factor (dB/m)	Type
1		2389.515	43.822	12.568	-10.178	54.000	31.254	AV
2		2390.000	43.688	12.434	-10.312	54.000	31.254	AV
3		2435.875	103.811	72.603	N/A	N/A	31.208	AV
4		2483.500	43.986	12.760	-10.014	54.000	31.226	AV
5	*	2483.755	44.116	12.890	-9.884	54.000	31.226	AV

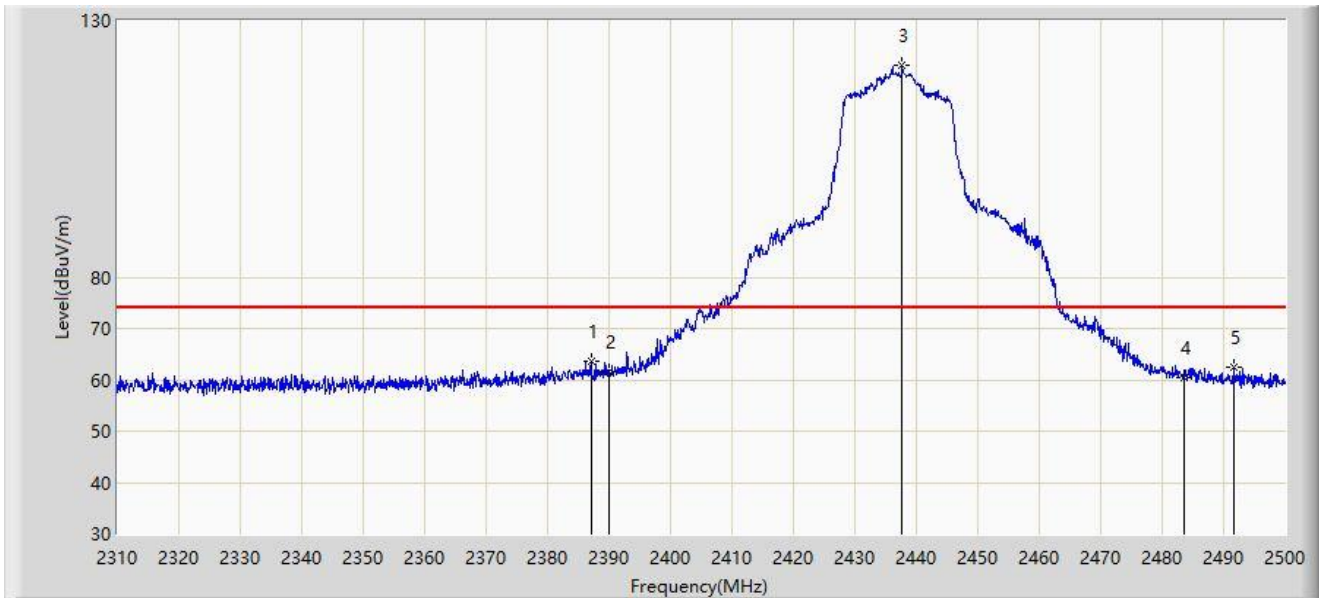
Note 1: " \* ", means this data is the worst emission level.

Note 2: Measure Level (dBμV/m) = Reading Level (dBμV) + Factor (dB/m).

Note 3: Factor (dB/m) = Cable Loss (dB) + Antenna Factor (dB/m).



Site: WZ-AC1	Test Date: 2024-03-24
Limit: FCC_2.4G_RE(3m)	Engineer: Carl Jiang
Probe: BBHA9120D_1167_1-18GHz	Polarity: Vertical
EUT: Tri-band Wi-Fi 7 Mesh AP	Power: AC 120V/60Hz
Test Mode: Transmit by 802.11n-HT20 at 2437MHz	



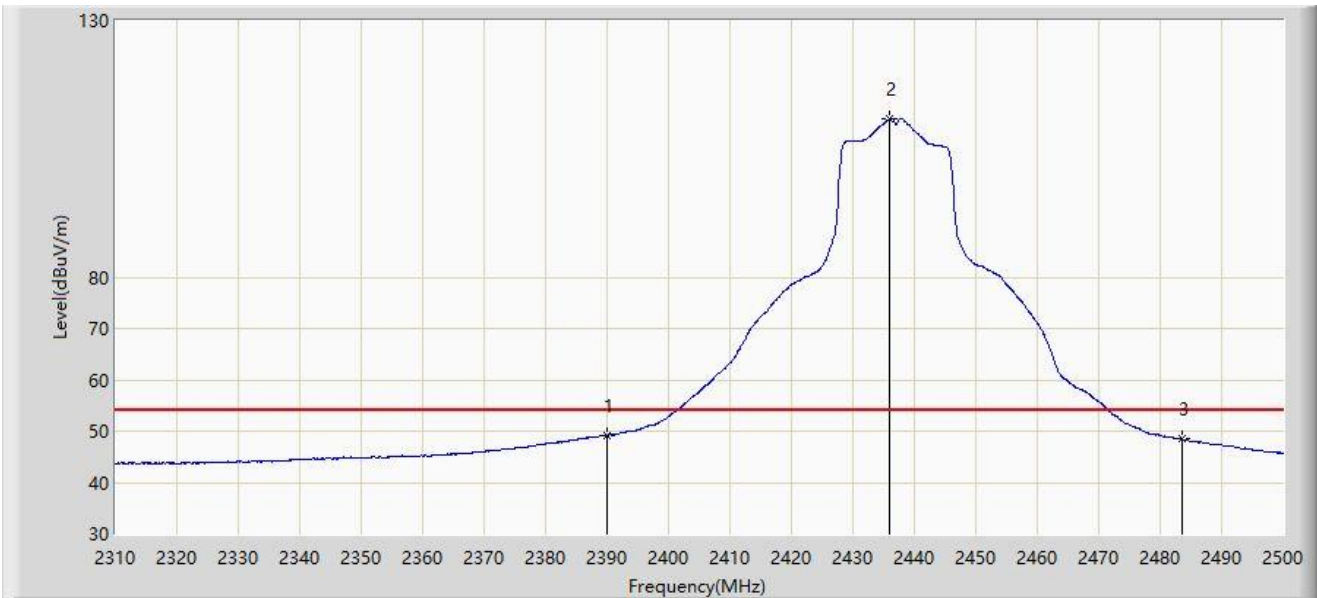
No	Mark	Frequency (MHz)	Measure Level (dBμV/m)	Reading Level (dBμV)	Margin (dB)	Limit (dBμV/m)	Factor (dB/m)	Type
1	*	2387.045	63.501	32.245	-10.499	74.000	31.256	PK
2		2390.000	61.716	30.462	-12.284	74.000	31.254	PK
3		2437.680	121.391	90.187	N/A	N/A	31.204	PK
4		2483.500	60.394	29.168	-13.606	74.000	31.226	PK
5		2491.735	62.461	31.229	-11.539	74.000	31.232	PK

Note 1: " \* ", means this data is the worst emission level.

Note 2: Measure Level (dBμV/m) = Reading Level (dBμV) + Factor (dB/m).

Note 3: Factor (dB/m) = Cable Loss (dB) + Antenna Factor (dB/m).

Site: WZ-AC1	Test Date: 2024-03-24
Limit: FCC_2.4G_RE(3m)	Engineer: Carl Jiang
Probe: BBHA9120D_1167_1-18GHz	Polarity: Vertical
EUT: Tri-band Wi-Fi 7 Mesh AP	Power: AC 120V/60Hz
Test Mode: Transmit by 802.11n-HT20 at 2437MHz	



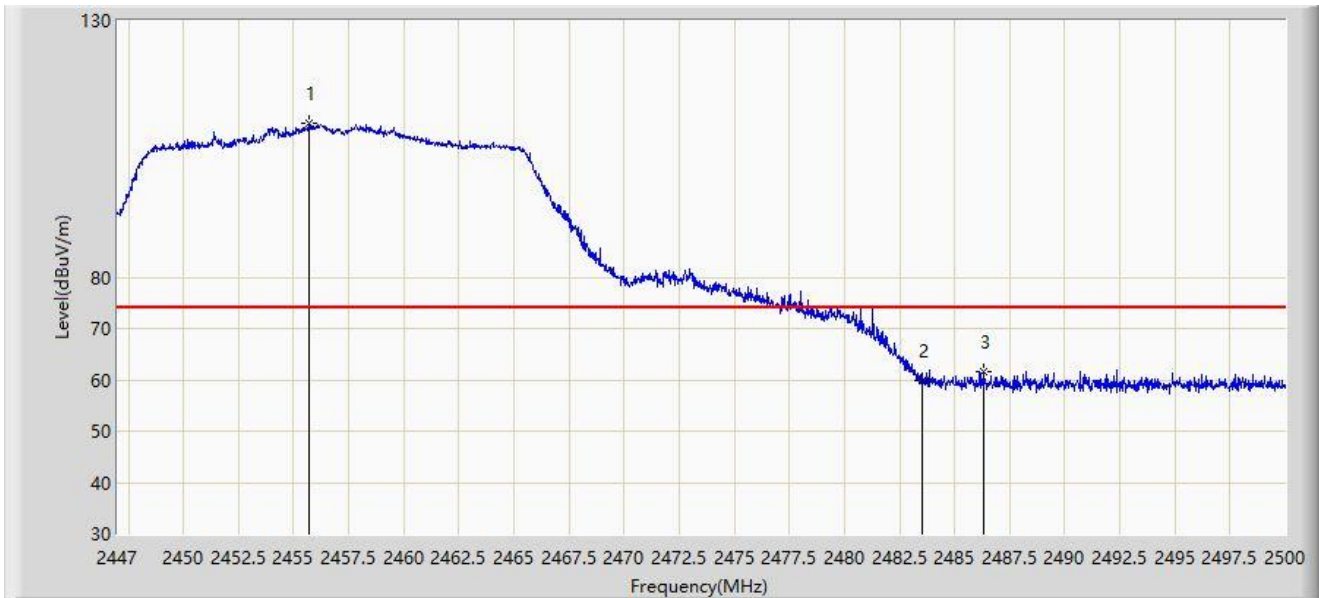
No	Mark	Frequency (MHz)	Measure Level (dBuV/m)	Reading Level (dBuV)	Margin (dB)	Limit (dBuV/m)	Factor (dB/m)	Type
1	*	2390.000	49.212	17.958	-4.788	54.000	31.254	AV
2		2436.065	110.926	79.719	N/A	N/A	31.207	AV
3		2483.500	48.437	17.211	-5.563	54.000	31.226	AV

Note 1: " \* ", means this data is the worst emission level.

Note 2: Measure Level (dBuV/m) = Reading Level (dBuV) + Factor (dB/m).

Note 3: Factor (dB/m) = Cable Loss (dB) + Antenna Factor (dB/m).

Site: WZ-AC1	Test Date: 2024-03-24
Limit: FCC_2.4G_RE(3m)	Engineer: Carl Jiang
Probe: BBHA9120D_1167_1-18GHz	Polarity: Horizontal
EUT: Tri-band Wi-Fi 7 Mesh AP	Power: AC 120V/60Hz
Test Mode: Transmit by 802.11n-HT20 at 2457MHz	



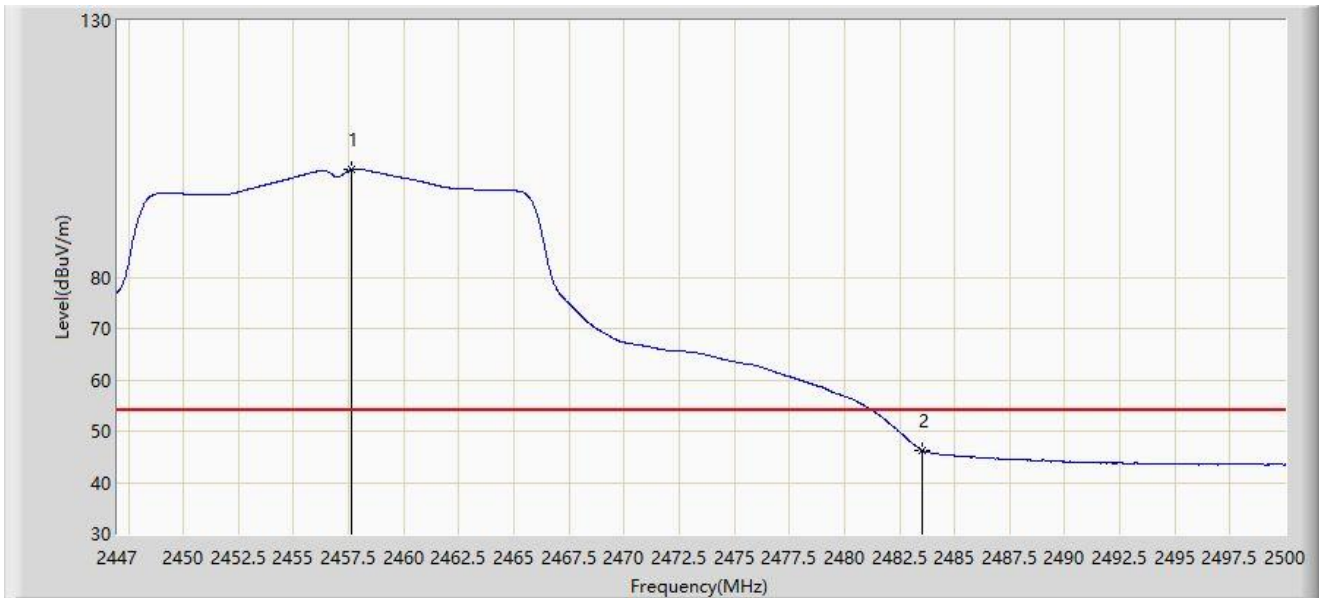
No	Mark	Frequency (MHz)	Measure Level (dB $\mu$ V/m)	Reading Level (dB $\mu$ V)	Margin (dB)	Limit (dB $\mu$ V/m)	Factor (dB/m)	Type
1		2455.692	109.875	78.645	N/A	N/A	31.230	PK
2		2483.500	59.875	28.649	-14.125	74.000	31.226	PK
3	*	2486.300	61.647	30.419	-12.353	74.000	31.228	PK

Note 1: " \* ", means this data is the worst emission level.

Note 2: Measure Level (dB $\mu$ V/m) = Reading Level (dB $\mu$ V) + Factor (dB/m).

Note 3: Factor (dB/m) = Cable Loss (dB) + Antenna Factor (dB/m).

Site: WZ-AC1	Test Date: 2024-03-24
Limit: FCC_2.4G_RE(3m)	Engineer: Carl Jiang
Probe: BBHA9120D_1167_1-18GHz	Polarity: Horizontal
EUT: Tri-band Wi-Fi 7 Mesh AP	Power: AC 120V/60Hz
Test Mode: Transmit by 802.11n-HT20 at 2457MHz	



No	Mark	Frequency (MHz)	Measure Level (dB $\mu$ V/m)	Reading Level (dB $\mu$ V)	Margin (dB)	Limit (dB $\mu$ V/m)	Factor (dB/m)	Type
1		2457.600	100.963	69.734	N/A	N/A	31.228	AV
2	*	2483.500	46.338	15.112	-7.662	54.000	31.226	AV

Note 1: " \* ", means this data is the worst emission level.

Note 2: Measure Level (dB $\mu$ V/m) = Reading Level (dB $\mu$ V) + Factor (dB/m).

Note 3: Factor (dB/m) = Cable Loss (dB) + Antenna Factor (dB/m).

Site: WZ-AC1	Test Date: 2024-03-24
Limit: FCC_2.4G_RE(3m)	Engineer: Carl Jiang
Probe: BBHA9120D_1167_1-18GHz	Polarity: Vertical
EUT: Tri-band Wi-Fi 7 Mesh AP	Power: AC 120V/60Hz
Test Mode: Transmit by 802.11n-HT20 at 2457MHz	



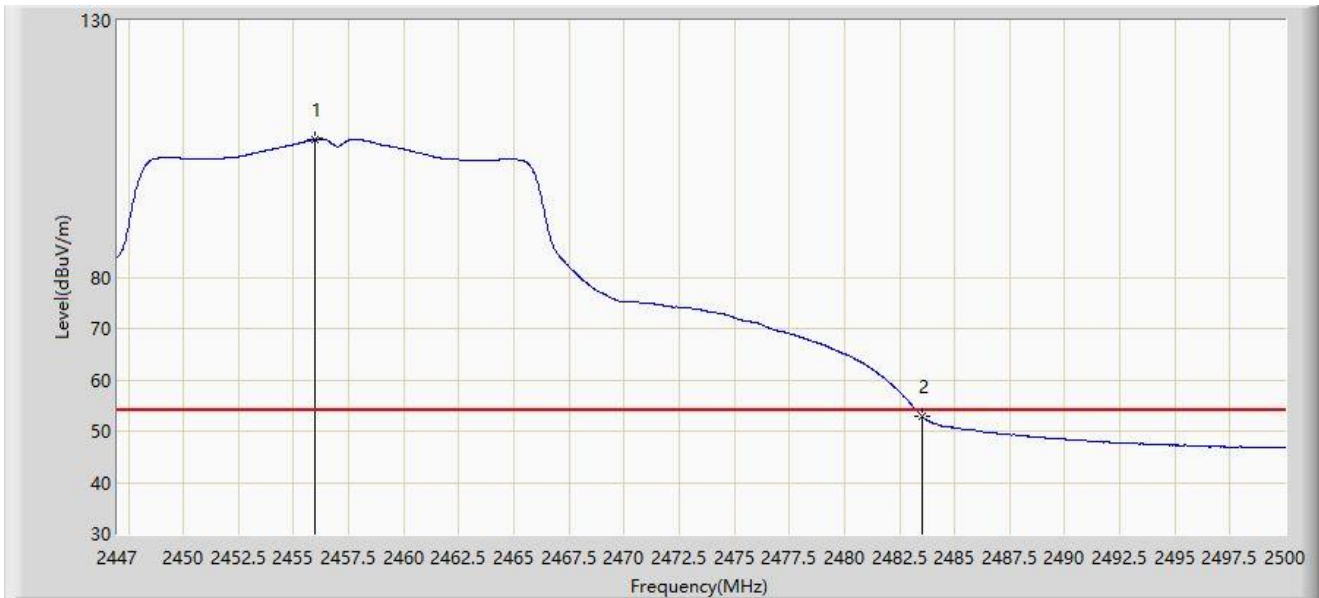
No	Mark	Frequency (MHz)	Measure Level (dB $\mu$ V/m)	Reading Level (dB $\mu$ V)	Margin (dB)	Limit (dB $\mu$ V/m)	Factor (dB/m)	Type
1		2455.719	117.007	85.777	N/A	N/A	31.230	PK
2		2483.500	66.275	35.049	-7.725	74.000	31.226	PK
3	*	2483.543	68.407	37.181	-5.593	74.000	31.226	PK

Note 1: " \* ", means this data is the worst emission level.

Note 2: Measure Level (dB $\mu$ V/m) = Reading Level (dB $\mu$ V) + Factor (dB/m).

Note 3: Factor (dB/m) = Cable Loss (dB) + Antenna Factor (dB/m).

Site: WZ-AC1	Test Date: 2024-03-24
Limit: FCC_2.4G_RE(3m)	Engineer: Carl Jiang
Probe: BBHA9120D_1167_1-18GHz	Polarity: Vertical
EUT: Tri-band Wi-Fi 7 Mesh AP	Power: AC 120V/60Hz
Test Mode: Transmit by 802.11n-HT20 at 2457MHz	



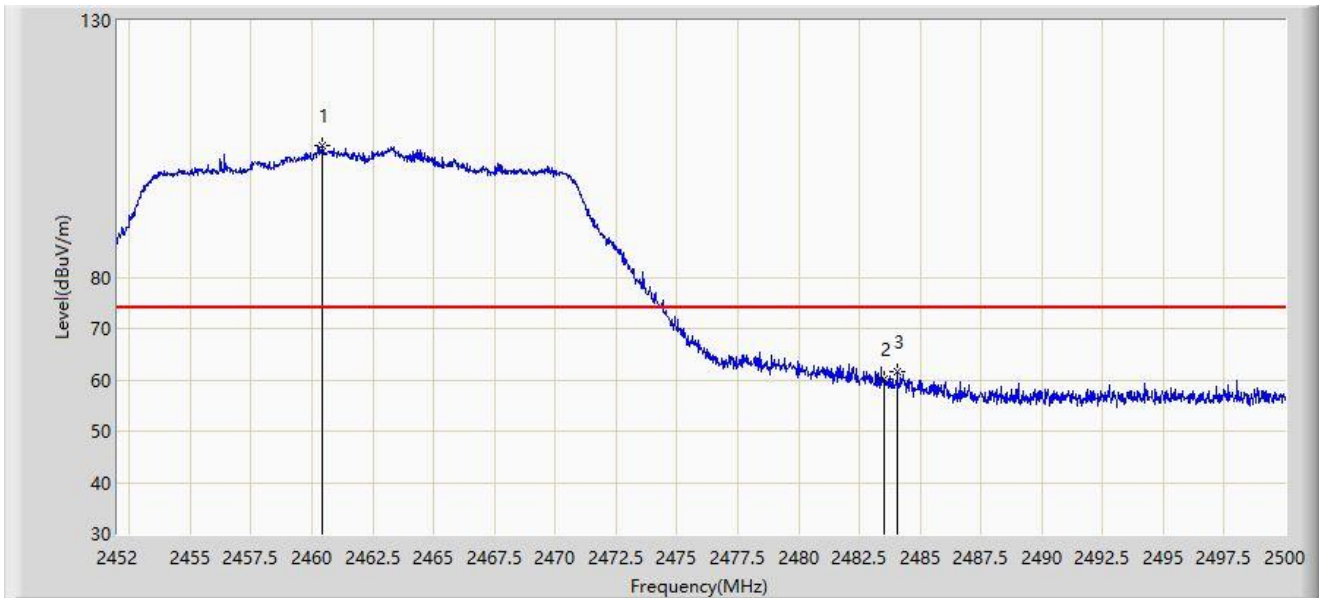
No	Mark	Frequency (MHz)	Measure Level (dB $\mu$ V/m)	Reading Level (dB $\mu$ V)	Margin (dB)	Limit (dB $\mu$ V/m)	Factor (dB/m)	Type
1		2455.983	106.869	75.639	N/A	N/A	31.230	AV
2	*	2483.500	53.011	21.785	-0.989	54.000	31.226	AV

Note 1: " \* ", means this data is the worst emission level.

Note 2: Measure Level (dB $\mu$ V/m) = Reading Level (dB $\mu$ V) + Factor (dB/m).

Note 3: Factor (dB/m) = Cable Loss (dB) + Antenna Factor (dB/m).

Site: WZ-AC1	Test Date: 2024-03-06
Limit: FCC_2.4G_RE(3m)	Engineer: Frank Xue
Probe: BBHA9120D_1167_1-18GHz	Polarity: Horizontal
EUT: Tri-band Wi-Fi 7 Mesh AP	Power: AC 120V/60Hz
Test Mode: Transmit by 802.11n-HT20 at 2462MHz	



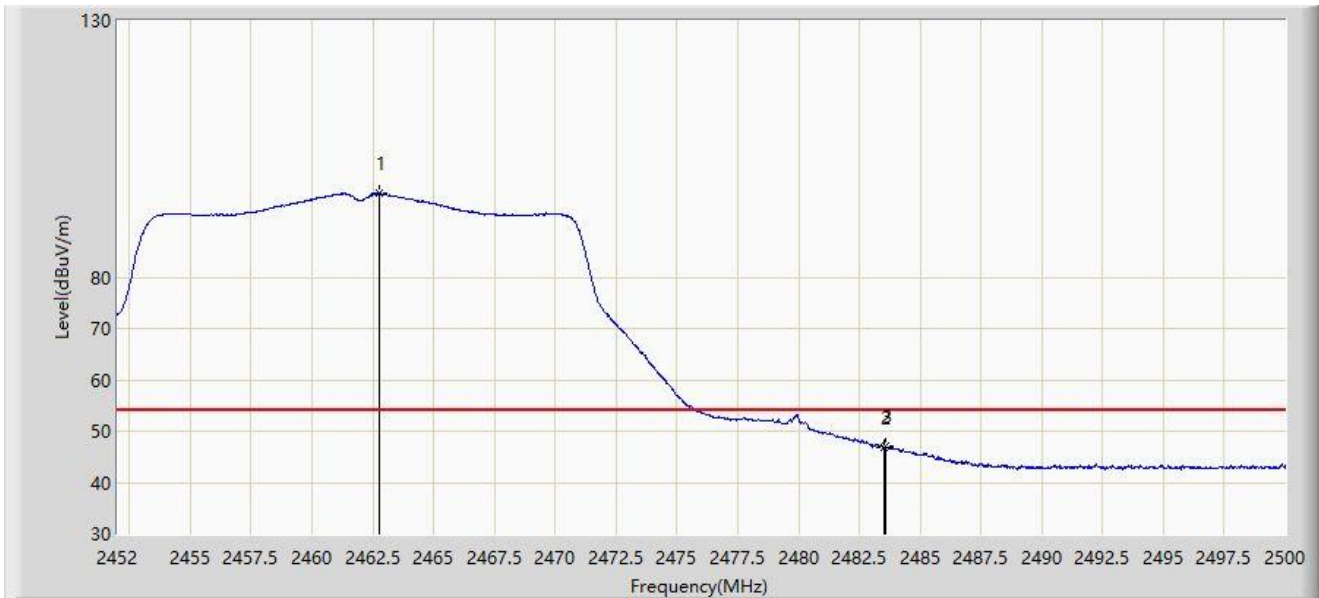
No	Mark	Frequency (MHz)	Measure Level (dB $\mu$ V/m)	Reading Level (dB $\mu$ V)	Margin (dB)	Limit (dB $\mu$ V/m)	Factor (dB/m)	Type
1		2460.400	105.522	74.295	N/A	N/A	31.227	PK
2		2483.500	60.067	28.841	-13.933	74.000	31.226	PK
3	*	2484.064	61.651	30.424	-12.349	74.000	31.227	PK

Note 1: " \* ", means this data is the worst emission level.

Note 2: Measure Level (dB $\mu$ V/m) = Reading Level (dB $\mu$ V) + Factor (dB/m).

Note 3: Factor (dB/m) = Cable Loss (dB) + Antenna Factor (dB/m).

Site: WZ-AC1	Test Date: 2024-03-06
Limit: FCC_2.4G_RE(3m)	Engineer: Frank Xue
Probe: BBHA9120D_1167_1-18GHz	Polarity: Horizontal
EUT: Tri-band Wi-Fi 7 Mesh AP	Power: AC 120V/60Hz
Test Mode: Transmit by 802.11n-HT20 at 2462MHz	



No	Mark	Frequency (MHz)	Measure Level (dB $\mu$ V/m)	Reading Level (dB $\mu$ V)	Margin (dB)	Limit (dB $\mu$ V/m)	Factor (dB/m)	Type
1		2462.776	96.338	65.113	N/A	N/A	31.225	AV
2		2483.500	46.702	15.476	-7.298	54.000	31.226	AV
3	*	2483.584	47.094	15.868	-6.906	54.000	31.226	AV

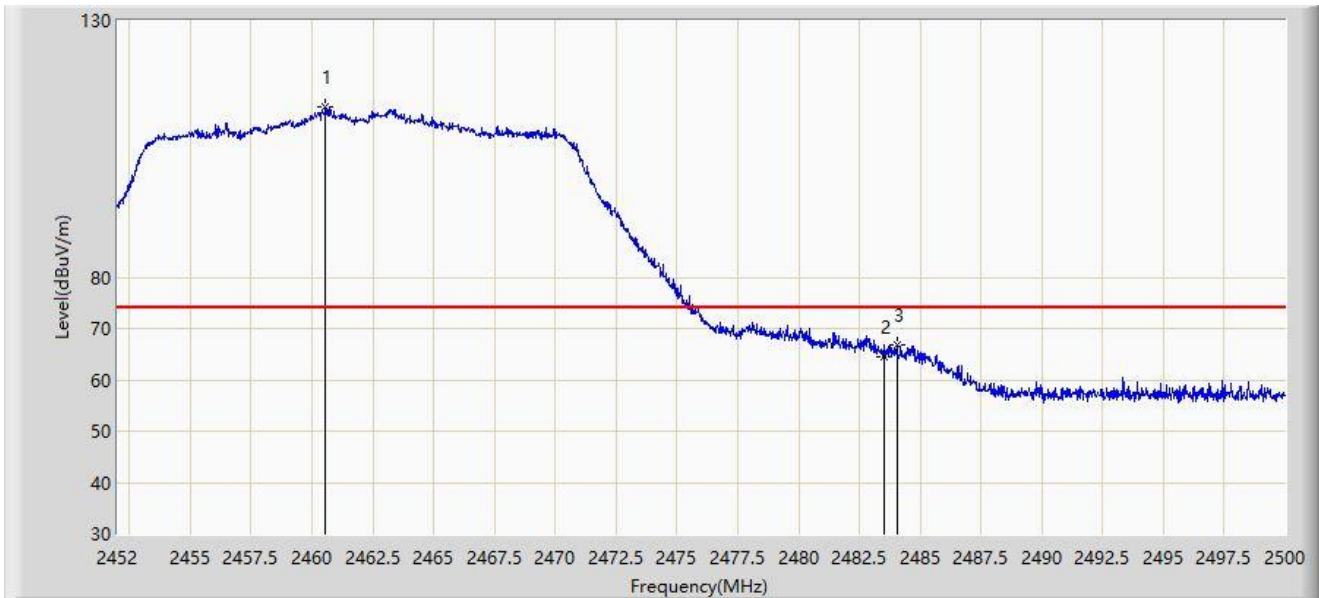
Note 1: " \* ", means this data is the worst emission level.

Note 2: Measure Level (dB $\mu$ V/m) = Reading Level (dB $\mu$ V) + Factor (dB/m).

Note 3: Factor (dB/m) = Cable Loss (dB) + Antenna Factor (dB/m).



Site: WZ-AC1	Test Date: 2024-03-06
Limit: FCC_2.4G_RE(3m)	Engineer: Frank Xue
Probe: BBHA9120D_1167_1-18GHz	Polarity: Vertical
EUT: Tri-band Wi-Fi 7 Mesh AP	Power: AC 120V/60Hz
Test Mode: Transmit by 802.11n-HT20 at 2462MHz	



No	Mark	Frequency (MHz)	Measure Level (dB $\mu$ V/m)	Reading Level (dB $\mu$ V)	Margin (dB)	Limit (dB $\mu$ V/m)	Factor (dB/m)	Type
1		2460.568	113.123	81.897	N/A	N/A	31.226	PK
2		2483.500	64.358	33.132	-9.642	74.000	31.226	PK
3	*	2484.064	66.870	35.643	-7.130	74.000	31.227	PK

Note 1: " \* ", means this data is the worst emission level.

Note 2: Measure Level (dB $\mu$ V/m) = Reading Level (dB $\mu$ V) + Factor (dB/m).

Note 3: Factor (dB/m) = Cable Loss (dB) + Antenna Factor (dB/m).

Site: WZ-AC1	Test Date: 2024-03-06
Limit: FCC_2.4G_RE(3m)	Engineer: Frank Xue
Probe: BBHA9120D_1167_1-18GHz	Polarity: Vertical
EUT: Tri-band Wi-Fi 7 Mesh AP	Power: AC 120V/60Hz
Test Mode: Transmit by 802.11n-HT20 at 2462MHz	



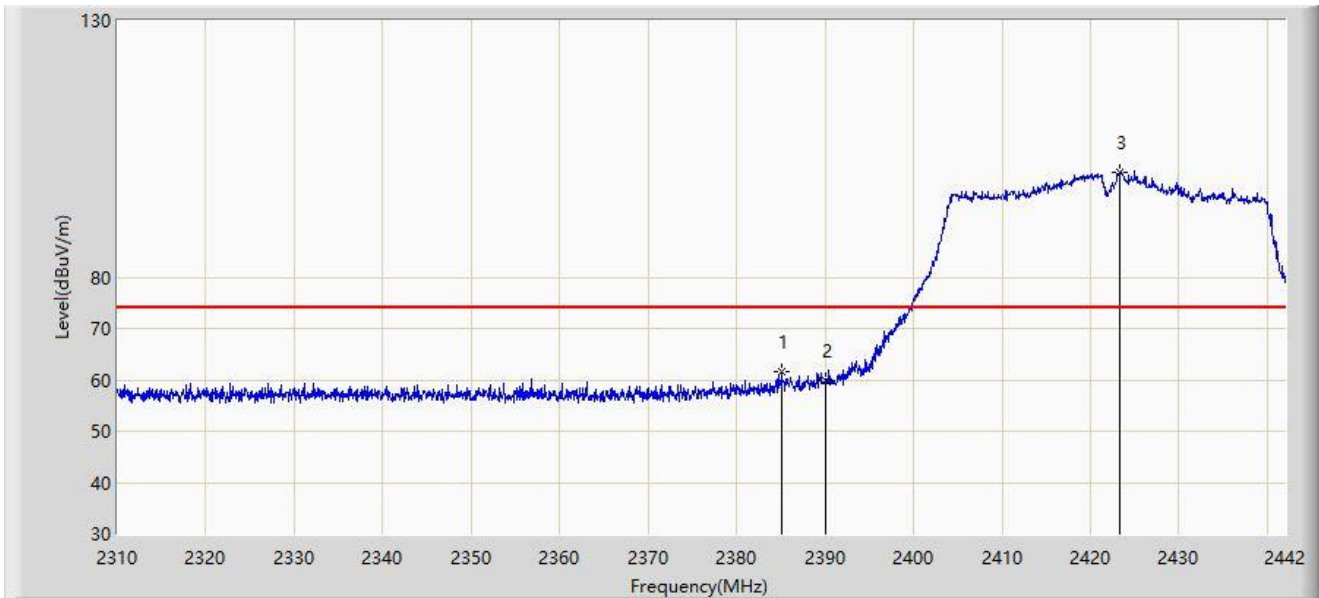
No	Mark	Frequency (MHz)	Measure Level (dB $\mu$ V/m)	Reading Level (dB $\mu$ V)	Margin (dB)	Limit (dB $\mu$ V/m)	Factor (dB/m)	Type
1		2461.240	103.154	71.928	N/A	N/A	31.226	AV
2		2483.500	52.725	21.499	-1.275	54.000	31.226	AV
3	*	2483.536	52.774	21.548	-1.226	54.000	31.226	AV

Note 1: " \* ", means this data is the worst emission level.

Note 2: Measure Level (dB $\mu$ V/m) = Reading Level (dB $\mu$ V) + Factor (dB/m).

Note 3: Factor (dB/m) = Cable Loss (dB) + Antenna Factor (dB/m).

Site: WZ-AC1	Test Date: 2024-03-06
Limit: FCC_2.4G_RE(3m)	Engineer: Frank Xue
Probe: BBHA9120D_1167_1-18GHz	Polarity: Horizontal
EUT: Tri-band Wi-Fi 7 Mesh AP	Power: AC 120V/60Hz
Test Mode: Transmit by 802.11n-HT40 at 2422MHz	



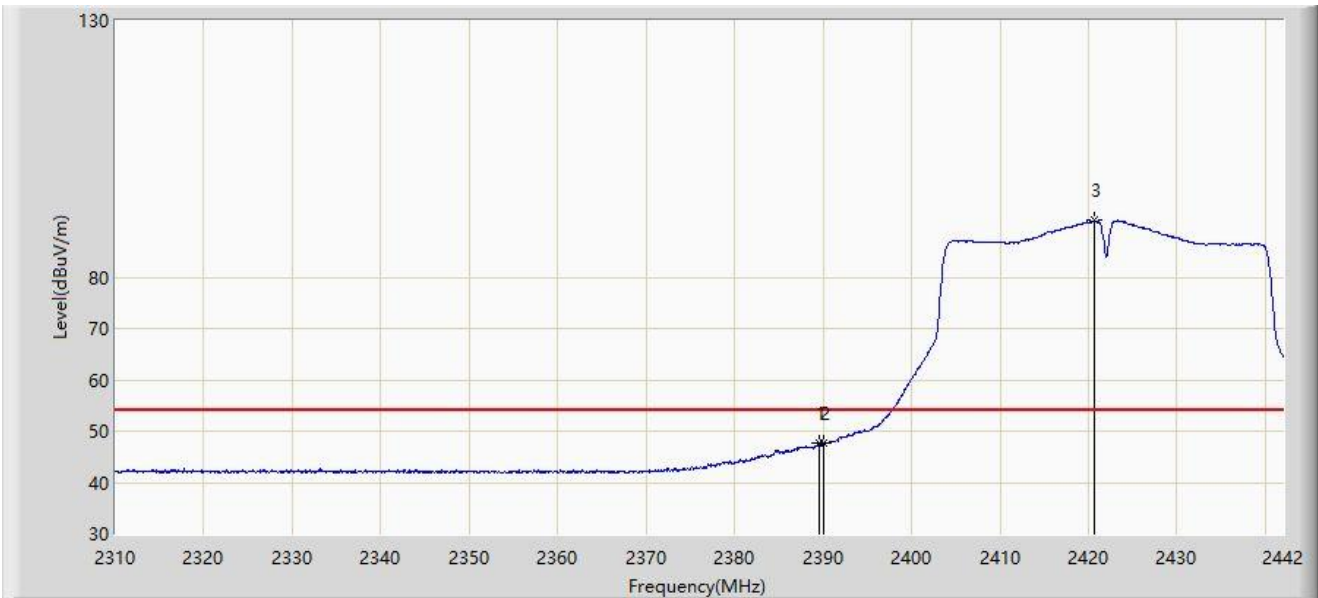
No	Mark	Frequency (MHz)	Measure Level (dB $\mu$ V/m)	Reading Level (dB $\mu$ V)	Margin (dB)	Limit (dB $\mu$ V/m)	Factor (dB/m)	Type
1	*	2385.108	61.536	30.278	-12.464	74.000	31.258	PK
2		2390.000	59.971	28.717	-14.029	74.000	31.254	PK
3		2423.256	100.537	69.299	N/A	N/A	31.238	PK

Note 1: " \* ", means this data is the worst emission level.

Note 2: Measure Level (dB $\mu$ V/m) = Reading Level (dB $\mu$ V) + Factor (dB/m).

Note 3: Factor (dB/m) = Cable Loss (dB) + Antenna Factor (dB/m).

Site: WZ-AC1	Test Date: 2024-03-06
Limit: FCC_2.4G_RE(3m)	Engineer: Frank Xue
Probe: BBHA9120D_1167_1-18GHz	Polarity: Horizontal
EUT: Tri-band Wi-Fi 7 Mesh AP	Power: AC 120V/60Hz
Test Mode: Transmit by 802.11n-HT40 at 2422MHz	



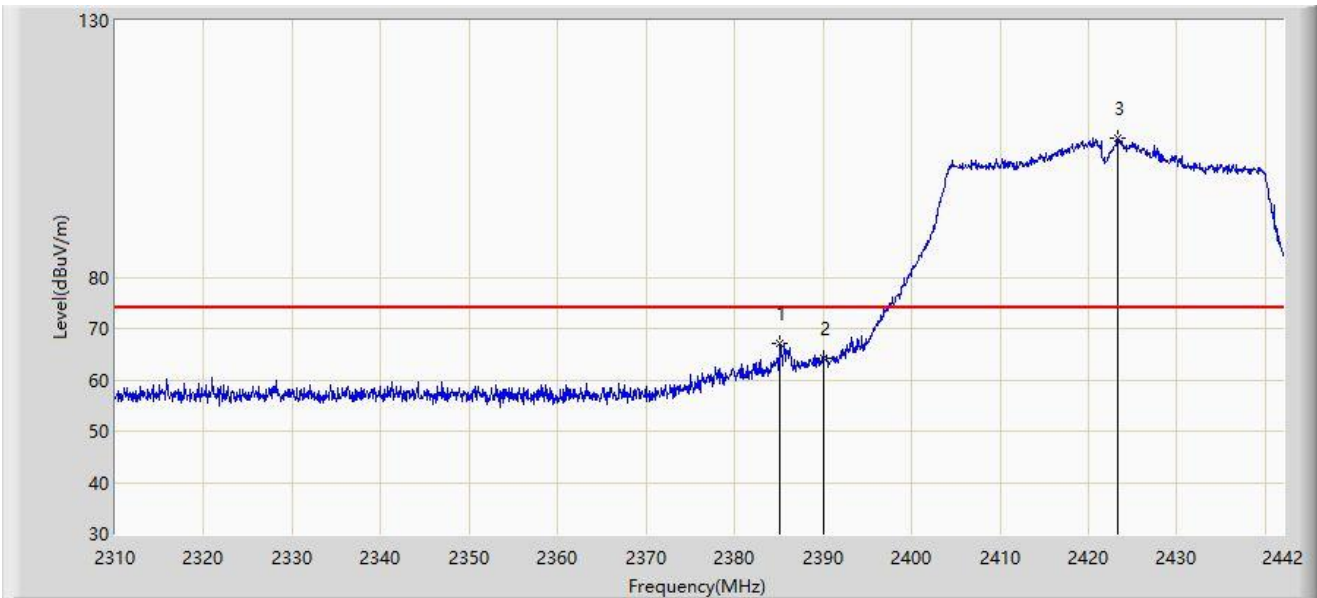
No	Mark	Frequency (MHz)	Measure Level (dB $\mu$ V/m)	Reading Level (dB $\mu$ V)	Margin (dB)	Limit (dB $\mu$ V/m)	Factor (dB/m)	Type
1	*	2389.596	47.577	16.323	-6.423	54.000	31.254	AV
2		2390.000	47.556	16.302	-6.444	54.000	31.254	AV
3		2420.616	91.030	59.784	N/A	N/A	31.246	AV

Note 1: " \* ", means this data is the worst emission level.

Note 2: Measure Level (dB $\mu$ V/m) = Reading Level (dB $\mu$ V) + Factor (dB/m).

Note 3: Factor (dB/m) = Cable Loss (dB) + Antenna Factor (dB/m).

Site: WZ-AC1	Test Date: 2024-03-06
Limit: FCC_2.4G_RE(3m)	Engineer: Frank Xue
Probe: BBHA9120D_1167_1-18GHz	Polarity: Vertical
EUT: Tri-band Wi-Fi 7 Mesh AP	Power: AC 120V/60Hz
Test Mode: Transmit by 802.11n-HT40 at 2422MHz	



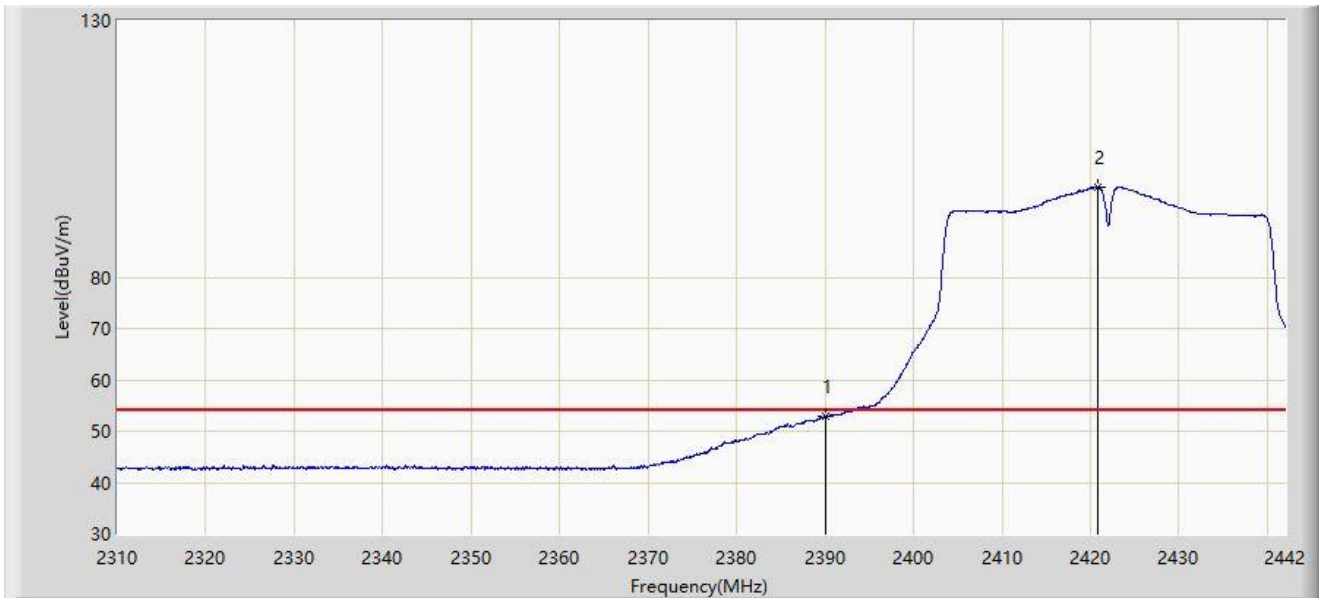
No	Mark	Frequency (MHz)	Measure Level (dB $\mu$ V/m)	Reading Level (dB $\mu$ V)	Margin (dB)	Limit (dB $\mu$ V/m)	Factor (dB/m)	Type
1	*	2385.174	67.120	35.862	-6.880	74.000	31.258	PK
2		2390.000	64.331	33.077	-9.669	74.000	31.254	PK
3		2423.256	107.206	75.968	N/A	N/A	31.238	PK

Note 1: " \* ", means this data is the worst emission level.

Note 2: Measure Level (dB $\mu$ V/m) = Reading Level (dB $\mu$ V) + Factor (dB/m).

Note 3: Factor (dB/m) = Cable Loss (dB) + Antenna Factor (dB/m).

Site: WZ-AC1	Test Date: 2024-03-06
Limit: FCC_2.4G_RE(3m)	Engineer: Frank Xue
Probe: BBHA9120D_1167_1-18GHz	Polarity: Vertical
EUT: Tri-band Wi-Fi 7 Mesh AP	Power: AC 120V/60Hz
Test Mode: Transmit by 802.11n-HT40 at 2422MHz	



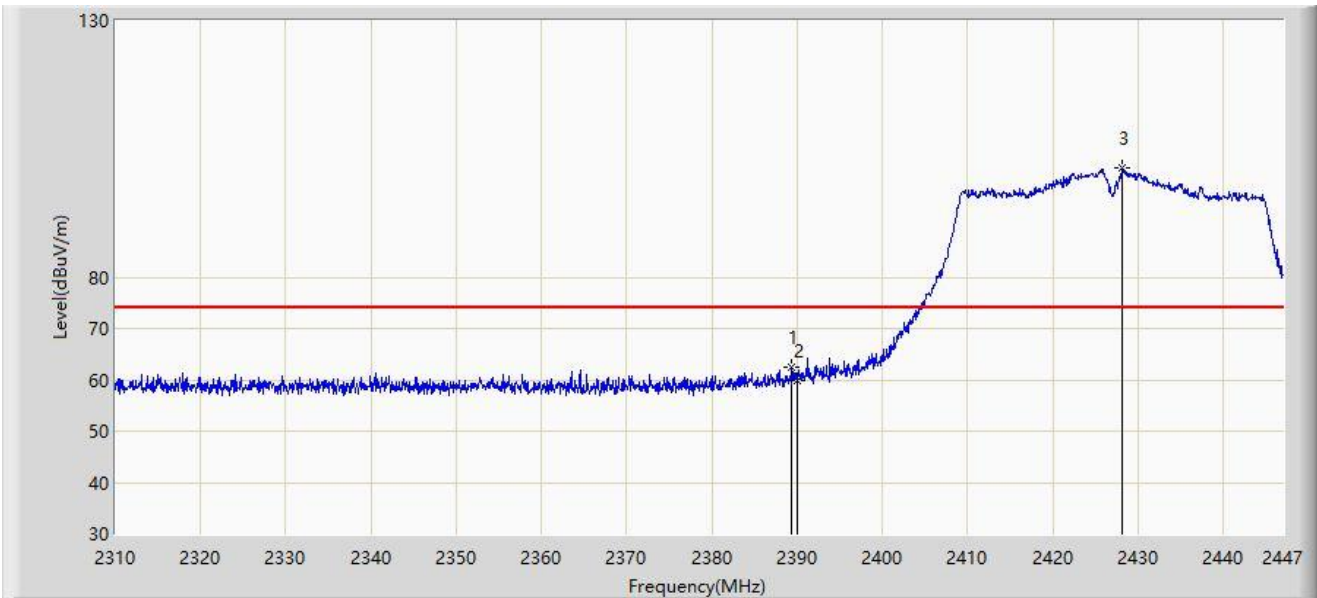
No	Mark	Frequency (MHz)	Measure Level (dB $\mu$ V/m)	Reading Level (dB $\mu$ V)	Margin (dB)	Limit (dB $\mu$ V/m)	Factor (dB/m)	Type
1	*	2390.000	52.944	21.690	-1.056	54.000	31.254	AV
2		2420.748	97.564	66.319	N/A	N/A	31.246	AV

Note 1: " \* ", means this data is the worst emission level.

Note 2: Measure Level (dB $\mu$ V/m) = Reading Level (dB $\mu$ V) + Factor (dB/m).

Note 3: Factor (dB/m) = Cable Loss (dB) + Antenna Factor (dB/m).

Site: WZ-AC1	Test Date: 2024-03-24
Limit: FCC_2.4G_RE(3m)	Engineer: Carl Jiang
Probe: BBHA9120D_1167_1-18GHz	Polarity: Horizontal
EUT: Tri-band Wi-Fi 7 Mesh AP	Power: AC 120V/60Hz
Test Mode: Transmit by 802.11n-HT40 at 2427MHz	



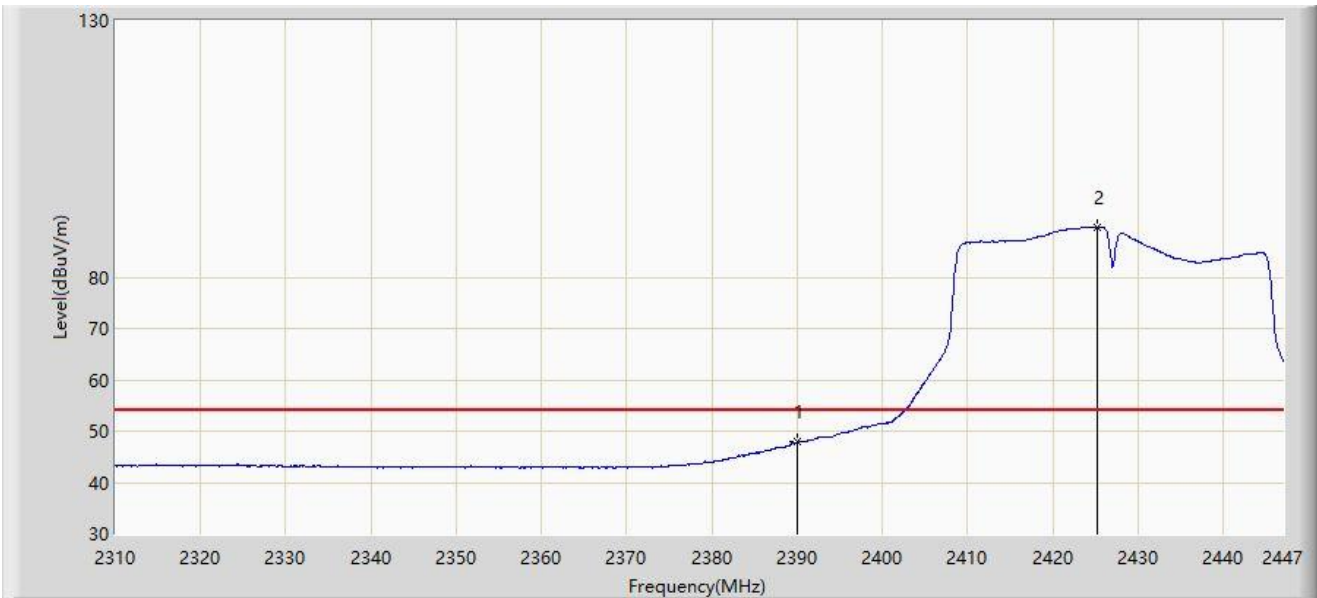
No	Mark	Frequency (MHz)	Measure Level (dB $\mu$ V/m)	Reading Level (dB $\mu$ V)	Margin (dB)	Limit (dB $\mu$ V/m)	Factor (dB/m)	Type
1	*	2389.392	62.588	31.334	-11.412	74.000	31.255	PK
2		2390.000	59.885	28.631	-14.115	74.000	31.254	PK
3		2428.163	101.336	70.113	N/A	N/A	31.224	PK

Note 1: " \* ", means this data is the worst emission level.

Note 2: Measure Level (dB $\mu$ V/m) = Reading Level (dB $\mu$ V) + Factor (dB/m).

Note 3: Factor (dB/m) = Cable Loss (dB) + Antenna Factor (dB/m).

Site: WZ-AC1	Test Date: 2024-03-24
Limit: FCC_2.4G_RE(3m)	Engineer: Carl Jiang
Probe: BBHA9120D_1167_1-18GHz	Polarity: Horizontal
EUT: Tri-band Wi-Fi 7 Mesh AP	Power: AC 120V/60Hz
Test Mode: Transmit by 802.11n-HT40 at 2427MHz	



No	Mark	Frequency (MHz)	Measure Level (dB $\mu$ V/m)	Reading Level (dB $\mu$ V)	Margin (dB)	Limit (dB $\mu$ V/m)	Factor (dB/m)	Type
1	*	2390.000	47.958	16.704	-6.042	54.000	31.254	AV
2		2425.217	89.786	58.554	N/A	N/A	31.232	AV

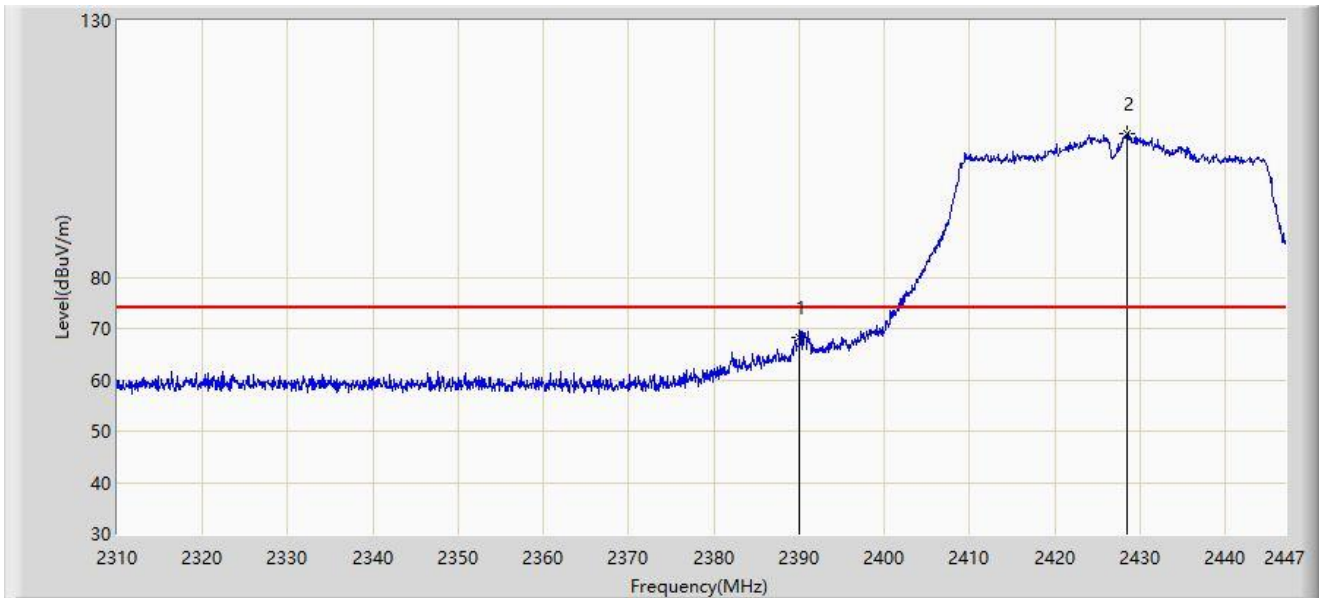
Note 1: " \* ", means this data is the worst emission level.

Note 2: Measure Level (dB $\mu$ V/m) = Reading Level (dB $\mu$ V) + Factor (dB/m).

Note 3: Factor (dB/m) = Cable Loss (dB) + Antenna Factor (dB/m).



Site: WZ-AC1	Test Date: 2024-03-24
Limit: FCC_2.4G_RE(3m)	Engineer: Carl Jiang
Probe: BBHA9120D_1167_1-18GHz	Polarity: Vertical
EUT: Tri-band Wi-Fi 7 Mesh AP	Power: AC 120V/60Hz
Test Mode: Transmit by 802.11n-HT40 at 2427MHz	



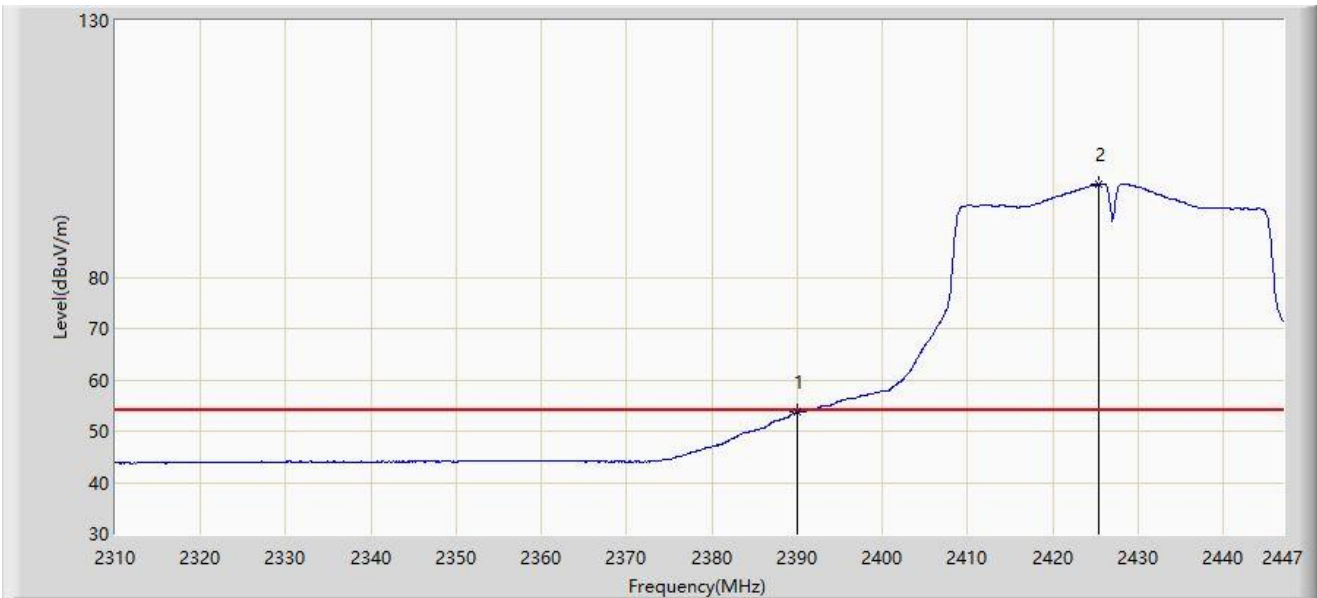
No	Mark	Frequency (MHz)	Measure Level (dB $\mu$ V/m)	Reading Level (dB $\mu$ V)	Margin (dB)	Limit (dB $\mu$ V/m)	Factor (dB/m)	Type
1	*	2390.000	68.372	37.118	-5.628	74.000	31.254	PK
2		2428.437	108.051	76.828	N/A	N/A	31.223	PK

Note 1: " \* ", means this data is the worst emission level.

Note 2: Measure Level (dB $\mu$ V/m) = Reading Level (dB $\mu$ V) + Factor (dB/m).

Note 3: Factor (dB/m) = Cable Loss (dB) + Antenna Factor (dB/m).

Site: WZ-AC1	Test Date: 2024-03-24
Limit: FCC_2.4G_RE(3m)	Engineer: Carl Jiang
Probe: BBHA9120D_1167_1-18GHz	Polarity: Vertical
EUT: Tri-band Wi-Fi 7 Mesh AP	Power: AC 120V/60Hz
Test Mode: Transmit by 802.11n-HT40 at 2427MHz	



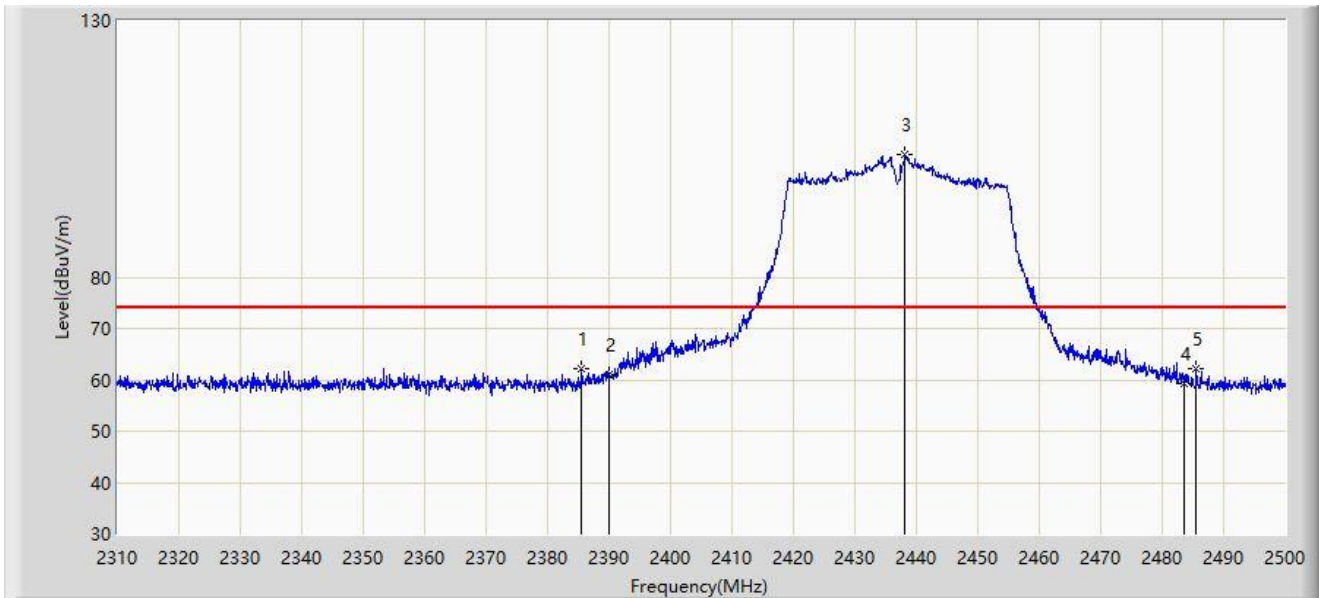
No	Mark	Frequency (MHz)	Measure Level (dB $\mu$ V/m)	Reading Level (dB $\mu$ V)	Margin (dB)	Limit (dB $\mu$ V/m)	Factor (dB/m)	Type
1	*	2390.000	53.766	22.512	-0.234	54.000	31.254	AV
2		2425.354	98.170	66.938	N/A	N/A	31.232	AV

Note 1: " \* ", means this data is the worst emission level.

Note 2: Measure Level (dB $\mu$ V/m) = Reading Level (dB $\mu$ V) + Factor (dB/m).

Note 3: Factor (dB/m) = Cable Loss (dB) + Antenna Factor (dB/m).

Site: WZ-AC1	Test Date: 2024-03-24
Limit: FCC_2.4G_RE(3m)	Engineer: Carl Jiang
Probe: BBHA9120D_1167_1-18GHz	Polarity: Horizontal
EUT: Tri-band Wi-Fi 7 Mesh AP	Power: AC 120V/60Hz
Test Mode: Transmit by 802.11n-HT40 at 2437MHz	



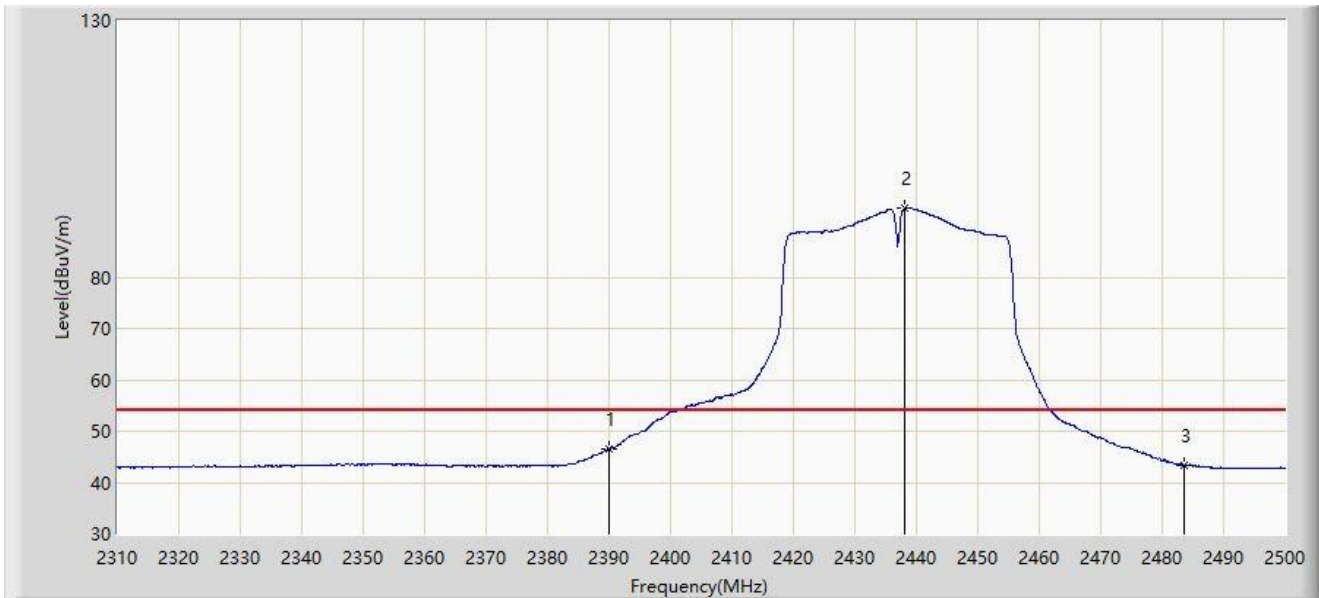
No	Mark	Frequency (MHz)	Measure Level (dB $\mu$ V/m)	Reading Level (dB $\mu$ V)	Margin (dB)	Limit (dB $\mu$ V/m)	Factor (dB/m)	Type
1		2385.525	62.153	30.896	-11.847	74.000	31.258	PK
2		2390.000	61.089	29.835	-12.911	74.000	31.254	PK
3		2438.155	103.806	72.602	N/A	N/A	31.204	PK
4		2483.500	59.268	28.042	-14.732	74.000	31.226	PK
5	*	2485.465	62.305	31.077	-11.695	74.000	31.228	PK

Note 1: " \* ", means this data is the worst emission level.

Note 2: Measure Level (dB $\mu$ V/m) = Reading Level (dB $\mu$ V) + Factor (dB/m).

Note 3: Factor (dB/m) = Cable Loss (dB) + Antenna Factor (dB/m).

Site: WZ-AC1	Test Date: 2024-03-24
Limit: FCC_2.4G_RE(3m)	Engineer: Carl Jiang
Probe: BBHA9120D_1167_1-18GHz	Polarity: Horizontal
EUT: Tri-band Wi-Fi 7 Mesh AP	Power: AC 120V/60Hz
Test Mode: Transmit by 802.11n-HT40 at 2437MHz	



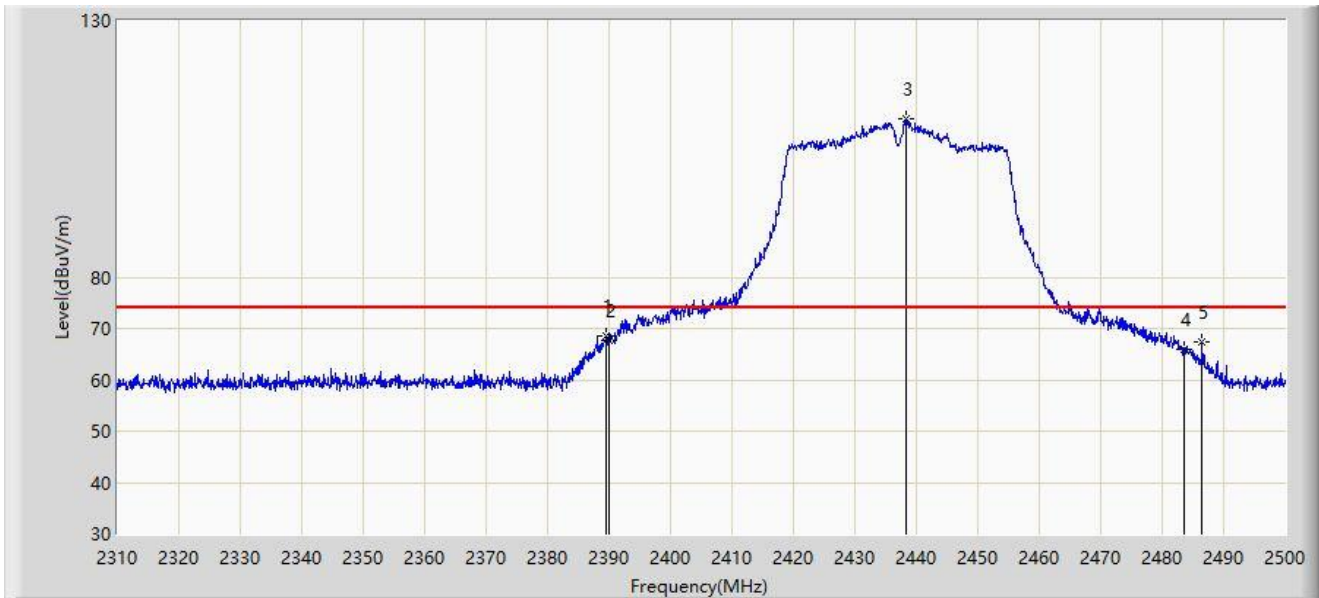
No	Mark	Frequency (MHz)	Measure Level (dB $\mu$ V/m)	Reading Level (dB $\mu$ V)	Margin (dB)	Limit (dB $\mu$ V/m)	Factor (dB/m)	Type
1	*	2390.000	46.425	15.171	-7.575	54.000	31.254	AV
2		2438.155	93.528	62.324	N/A	N/A	31.204	AV
3		2483.500	43.438	12.212	-10.562	54.000	31.226	AV

Note 1: " \* ", means this data is the worst emission level.

Note 2: Measure Level (dB $\mu$ V/m) = Reading Level (dB $\mu$ V) + Factor (dB/m).

Note 3: Factor (dB/m) = Cable Loss (dB) + Antenna Factor (dB/m).

Site: WZ-AC1	Test Date: 2024-03-24
Limit: FCC_2.4G_RE(3m)	Engineer: Carl Jiang
Probe: BBHA9120D_1167_1-18GHz	Polarity: Vertical
EUT: Tri-band Wi-Fi 7 Mesh AP	Power: AC 120V/60Hz
Test Mode: Transmit by 802.11n-HT40 at 2437MHz	



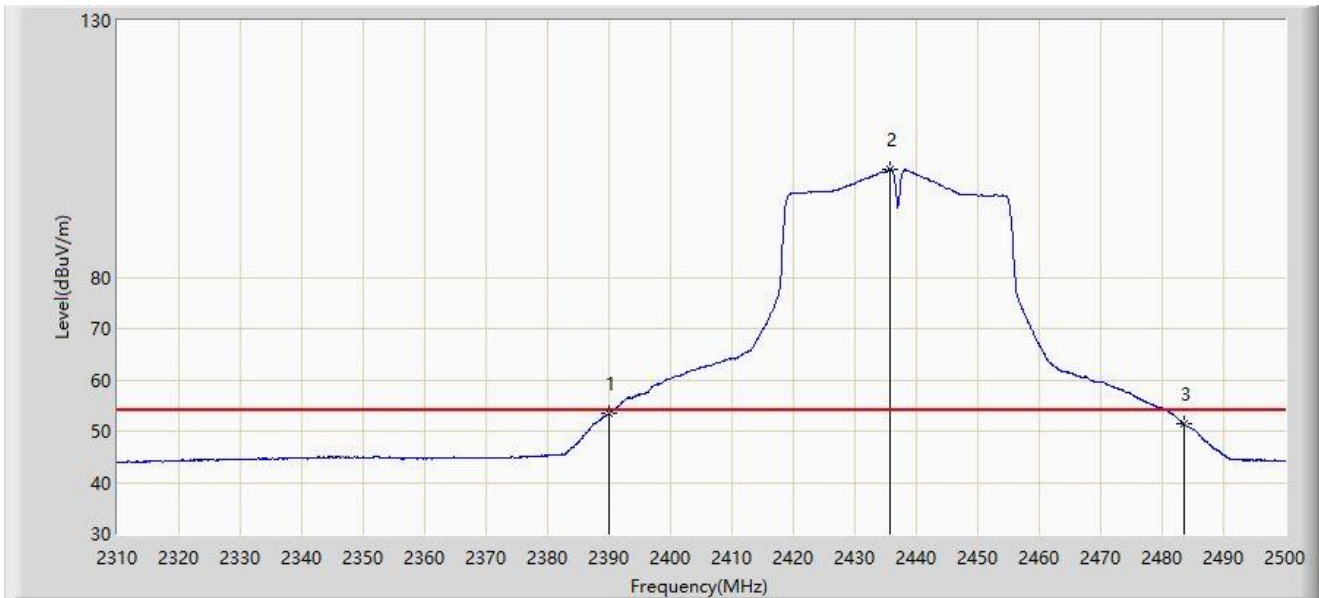
No	Mark	Frequency (MHz)	Measure Level (dBμV/m)	Reading Level (dBμV)	Margin (dB)	Limit (dBμV/m)	Factor (dB/m)	Type
1	*	2389.515	68.481	37.227	-5.519	74.000	31.254	PK
2		2390.000	67.770	36.516	-6.230	74.000	31.254	PK
3		2438.250	110.763	79.559	N/A	N/A	31.204	PK
4		2483.500	65.896	34.670	-8.104	74.000	31.226	PK
5		2486.415	67.288	36.060	-6.712	74.000	31.228	PK

Note 1: " \* ", means this data is the worst emission level.

Note 2: Measure Level (dBμV/m) = Reading Level (dBμV) + Factor (dB/m).

Note 3: Factor (dB/m) = Cable Loss (dB) + Antenna Factor (dB/m).

Site: WZ-AC1	Test Date: 2024-03-24
Limit: FCC_2.4G_RE(3m)	Engineer: Carl Jiang
Probe: BBHA9120D_1167_1-18GHz	Polarity: Vertical
EUT: Tri-band Wi-Fi 7 Mesh AP	Power: AC 120V/60Hz
Test Mode: Transmit by 802.11n-HT40 at 2437MHz	



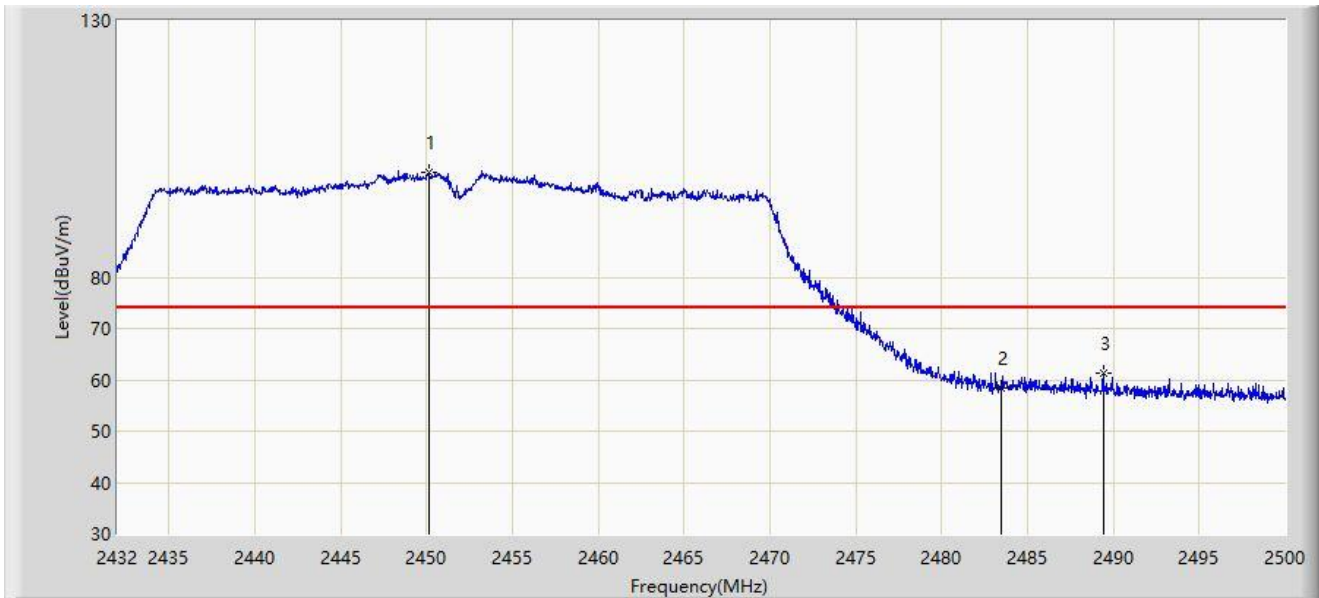
No	Mark	Frequency (MHz)	Measure Level (dBuV/m)	Reading Level (dBuV)	Margin (dB)	Limit (dBuV/m)	Factor (dB/m)	Type
1	*	2390.000	53.489	22.235	-0.511	54.000	31.254	AV
2		2435.685	101.005	69.797	N/A	N/A	31.208	AV
3		2483.500	51.331	20.105	-2.669	54.000	31.226	AV

Note 1: " \* ", means this data is the worst emission level.

Note 2: Measure Level (dBuV/m) = Reading Level (dBuV) + Factor (dB/m).

Note 3: Factor (dB/m) = Cable Loss (dB) + Antenna Factor (dB/m).

Site: WZ-AC1	Test Date: 2024-03-06
Limit: FCC_2.4G_RE(3m)	Engineer: Frank Xue
Probe: BBHA9120D_1167_1-18GHz	Polarity: Horizontal
EUT: Tri-band Wi-Fi 7 Mesh AP	Power: AC 120V/60Hz
Test Mode: Transmit by 802.11n-HT40 at 2452MHz	



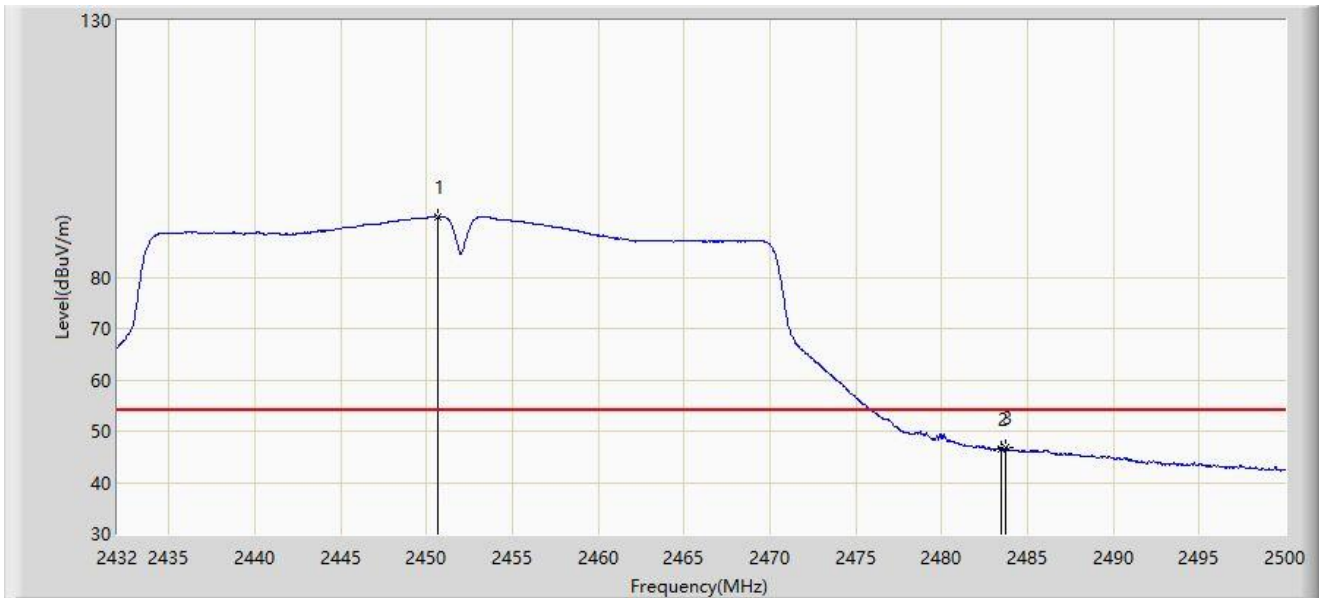
No	Mark	Frequency (MHz)	Measure Level (dB $\mu$ V/m)	Reading Level (dB $\mu$ V)	Margin (dB)	Limit (dB $\mu$ V/m)	Factor (dB/m)	Type
1		2450.190	100.342	69.119	N/A	N/A	31.223	PK
2		2483.500	58.283	27.057	-15.717	74.000	31.226	PK
3	*	2489.392	61.334	30.103	-12.666	74.000	31.231	PK

Note 1: " \* ", means this data is the worst emission level.

Note 2: Measure Level (dB $\mu$ V/m) = Reading Level (dB $\mu$ V) + Factor (dB/m).

Note 3: Factor (dB/m) = Cable Loss (dB) + Antenna Factor (dB/m).

Site: WZ-AC1	Test Date: 2024-03-06
Limit: FCC_2.4G_RE(3m)	Engineer: Frank Xue
Probe: BBHA9120D_1167_1-18GHz	Polarity: Horizontal
EUT: Tri-band Wi-Fi 7 Mesh AP	Power: AC 120V/60Hz
Test Mode: Transmit by 802.11n-HT40 at 2452MHz	



No	Mark	Frequency (MHz)	Measure Level (dB $\mu$ V/m)	Reading Level (dB $\mu$ V)	Margin (dB)	Limit (dB $\mu$ V/m)	Factor (dB/m)	Type
1		2450.666	91.725	60.502	N/A	N/A	31.223	AV
2		2483.500	46.650	15.424	-7.350	54.000	31.226	AV
3	*	2483.748	46.816	15.590	-7.184	54.000	31.226	AV

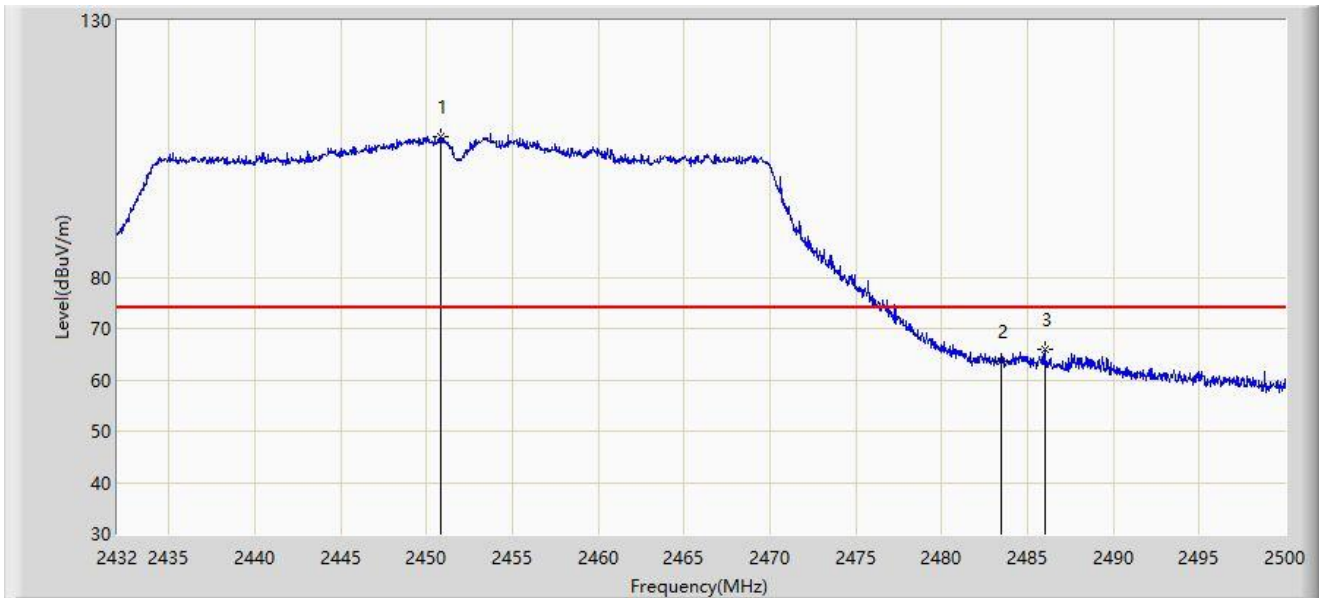
Note 1: " \* ", means this data is the worst emission level.

Note 2: Measure Level (dB $\mu$ V/m) = Reading Level (dB $\mu$ V) + Factor (dB/m).

Note 3: Factor (dB/m) = Cable Loss (dB) + Antenna Factor (dB/m).



Site: WZ-AC1	Test Date: 2024-03-06
Limit: FCC_2.4G_RE(3m)	Engineer: Frank Xue
Probe: BBHA9120D_1167_1-18GHz	Polarity: Vertical
EUT: Tri-band Wi-Fi 7 Mesh AP	Power: AC 120V/60Hz
Test Mode: Transmit by 802.11n-HT40 at 2452MHz	



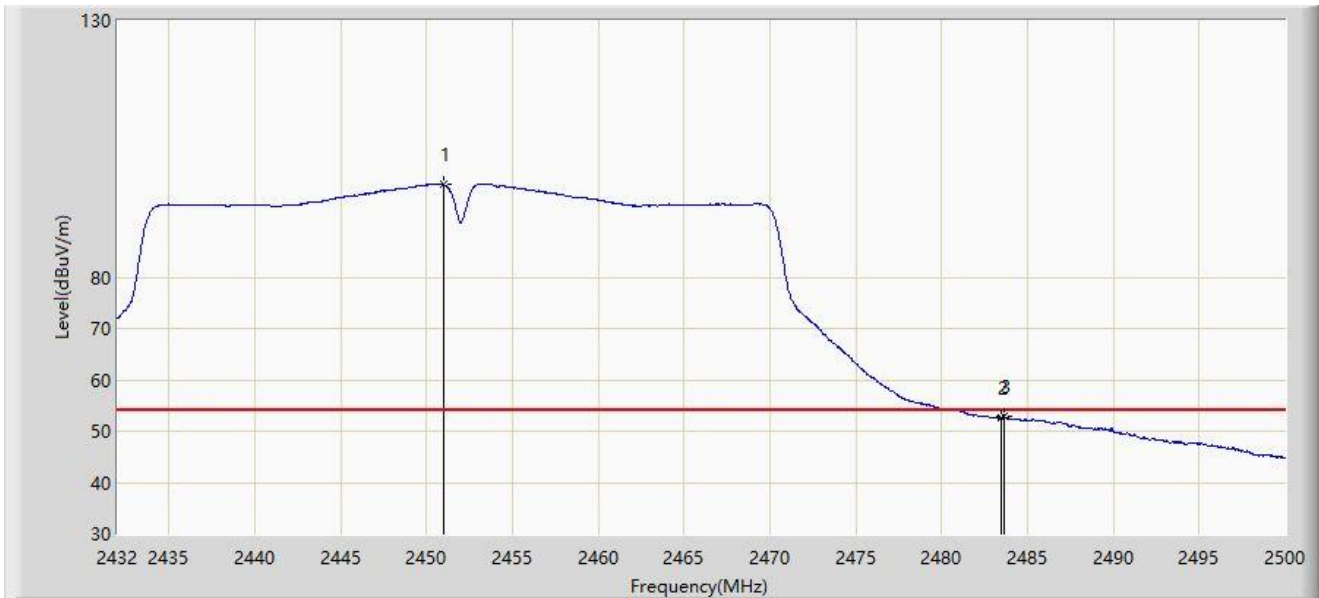
No	Mark	Frequency (MHz)	Measure Level (dB $\mu$ V/m)	Reading Level (dB $\mu$ V)	Margin (dB)	Limit (dB $\mu$ V/m)	Factor (dB/m)	Type
1		2450.802	107.431	76.208	N/A	N/A	31.223	PK
2		2483.500	63.685	32.459	-10.315	74.000	31.226	PK
3	*	2486.026	66.020	34.792	-7.980	74.000	31.228	PK

Note 1: " \* ", means this data is the worst emission level.

Note 2: Measure Level (dB $\mu$ V/m) = Reading Level (dB $\mu$ V) + Factor (dB/m).

Note 3: Factor (dB/m) = Cable Loss (dB) + Antenna Factor (dB/m).

Site: WZ-AC1	Test Date: 2024-03-06
Limit: FCC_2.4G_RE(3m)	Engineer: Frank Xue
Probe: BBHA9120D_1167_1-18GHz	Polarity: Horizontal
EUT: Tri-band Wi-Fi 7 Mesh AP	Power: AC 120V/60Hz
Test Mode: Transmit by 802.11n-HT40 at 2452MHz	



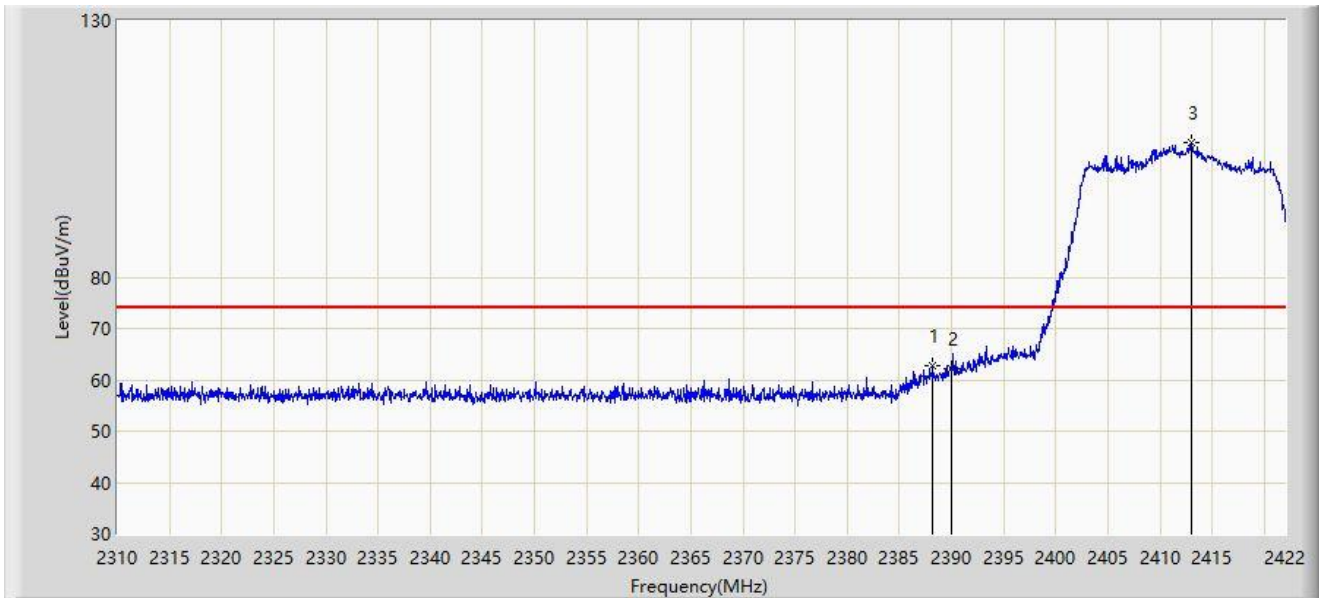
No	Mark	Frequency (MHz)	Measure Level (dB $\mu$ V/m)	Reading Level (dB $\mu$ V)	Margin (dB)	Limit (dB $\mu$ V/m)	Factor (dB/m)	Type
1		2451.006	97.997	66.773	N/A	N/A	31.224	AV
2		2483.500	52.525	21.299	-1.475	54.000	31.226	AV
3	*	2483.612	52.756	21.530	-1.244	54.000	31.226	AV

Note 1: " \* ", means this data is the worst emission level.

Note 2: Measure Level (dB $\mu$ V/m) = Reading Level (dB $\mu$ V) + Factor (dB/m).

Note 3: Factor (dB/m) = Cable Loss (dB) + Antenna Factor (dB/m).

Site: WZ-AC1	Test Date: 2024-03-06
Limit: FCC_2.4G_RE(3m)	Engineer: Frank Xue
Probe: BBHA9120D_1167_1-18GHz	Polarity: Horizontal
EUT: Tri-band Wi-Fi 7 Mesh AP	Power: AC 120V/60Hz
Test Mode: Transmit by 802.11ax-HE20 at 2412MHz	



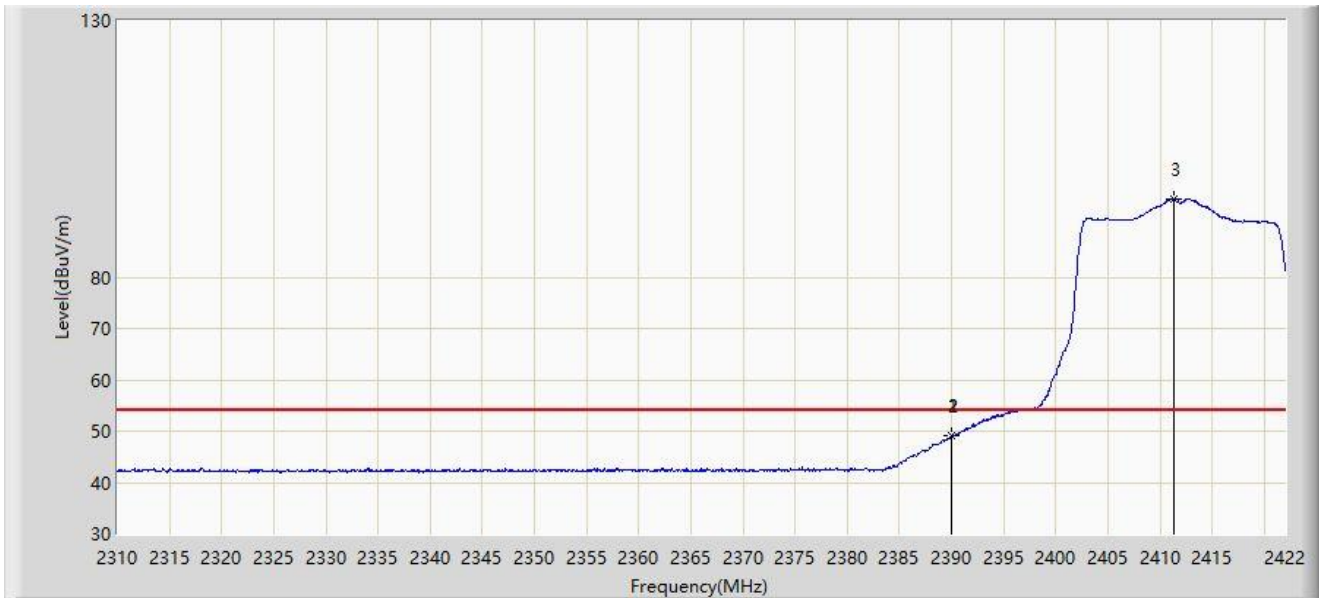
No	Mark	Frequency (MHz)	Measure Level (dB $\mu$ V/m)	Reading Level (dB $\mu$ V)	Margin (dB)	Limit (dB $\mu$ V/m)	Factor (dB/m)	Type
1	*	2388.232	62.894	31.639	-11.106	74.000	31.255	PK
2		2390.000	62.179	30.925	-11.821	74.000	31.254	PK
3		2412.984	106.119	74.867	N/A	N/A	31.252	PK

Note 1: " \* ", means this data is the worst emission level.

Note 2: Measure Level (dB $\mu$ V/m) = Reading Level (dB $\mu$ V) + Factor (dB/m).

Note 3: Factor (dB/m) = Cable Loss (dB) + Antenna Factor (dB/m).

Site: WZ-AC1	Test Date: 2024-03-06
Limit: FCC_2.4G_RE(3m)	Engineer: Frank Xue
Probe: BBHA9120D_1167_1-18GHz	Polarity: Horizontal
EUT: Tri-band Wi-Fi 7 Mesh AP	Power: AC 120V/60Hz
Test Mode: Transmit by 802.11ax-HE20 at 2412MHz	



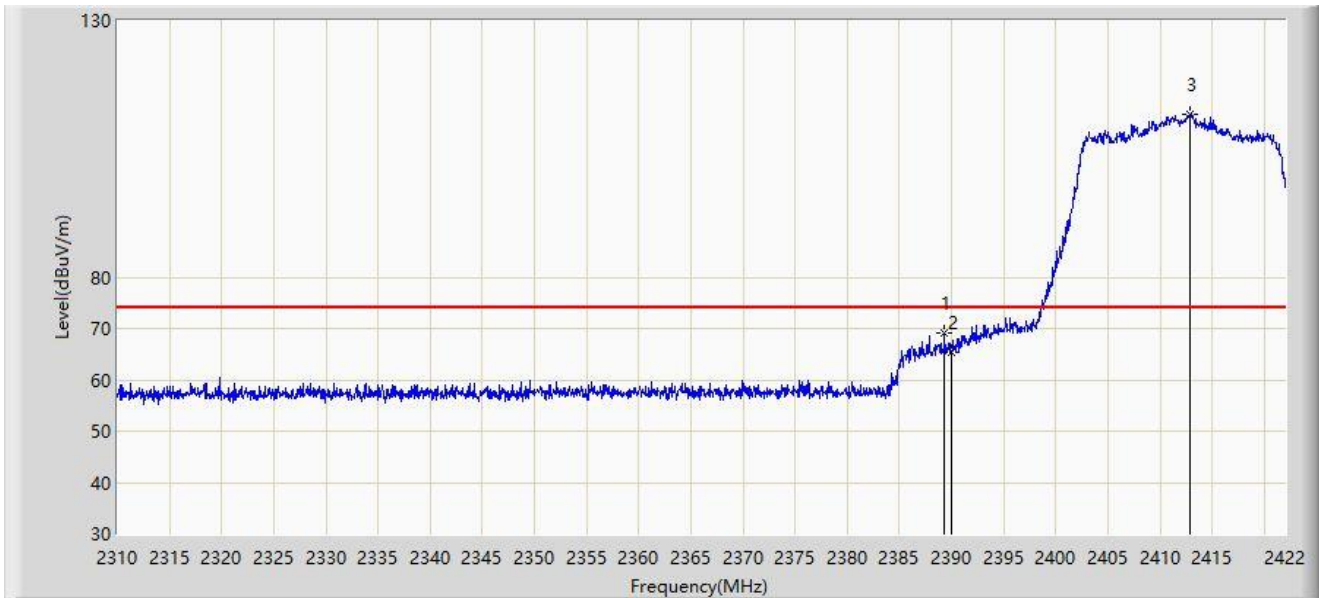
No	Mark	Frequency (MHz)	Measure Level (dB $\mu$ V/m)	Reading Level (dB $\mu$ V)	Margin (dB)	Limit (dB $\mu$ V/m)	Factor (dB/m)	Type
1	*	2389.968	49.121	17.867	-4.879	54.000	31.254	AV
2		2390.000	49.070	17.816	-4.930	54.000	31.254	AV
3		2411.304	95.317	64.064	N/A	N/A	31.254	AV

Note 1: " \* ", means this data is the worst emission level.

Note 2: Measure Level (dB $\mu$ V/m) = Reading Level (dB $\mu$ V) + Factor (dB/m).

Note 3: Factor (dB/m) = Cable Loss (dB) + Antenna Factor (dB/m).

Site: WZ-AC1	Test Date: 2024-03-06
Limit: FCC_2.4G_RE(3m)	Engineer: Frank Xue
Probe: BBHA9120D_1167_1-18GHz	Polarity: Vertical
EUT: Tri-band Wi-Fi 7 Mesh AP	Power: AC 120V/60Hz
Test Mode: Transmit by 802.11ax-HE20 at 2412MHz	



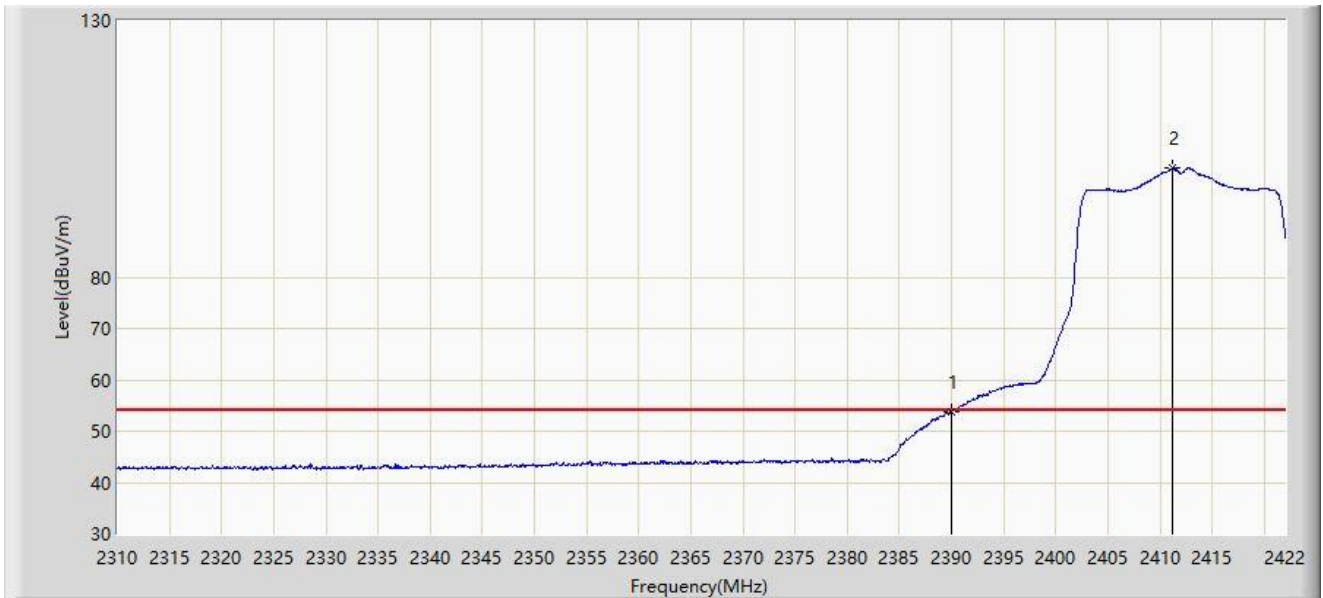
No	Mark	Frequency (MHz)	Measure Level (dB $\mu$ V/m)	Reading Level (dB $\mu$ V)	Margin (dB)	Limit (dB $\mu$ V/m)	Factor (dB/m)	Type
1	*	2389.352	69.234	37.980	-4.766	74.000	31.254	PK
2		2390.000	65.371	34.117	-8.629	74.000	31.254	PK
3		2412.816	111.846	80.594	N/A	N/A	31.252	PK

Note 1: " \* ", means this data is the worst emission level.

Note 2: Measure Level (dB $\mu$ V/m) = Reading Level (dB $\mu$ V) + Factor (dB/m).

Note 3: Factor (dB/m) = Cable Loss (dB) + Antenna Factor (dB/m).

Site: WZ-AC1	Test Date: 2024-03-06
Limit: FCC_2.4G_RE(3m)	Engineer: Frank Xue
Probe: BBHA9120D_1167_1-18GHz	Polarity: Vertical
EUT: Tri-band Wi-Fi 7 Mesh AP	Power: AC 120V/60Hz
Test Mode: Transmit by 802.11ax-HE20 at 2412MHz	



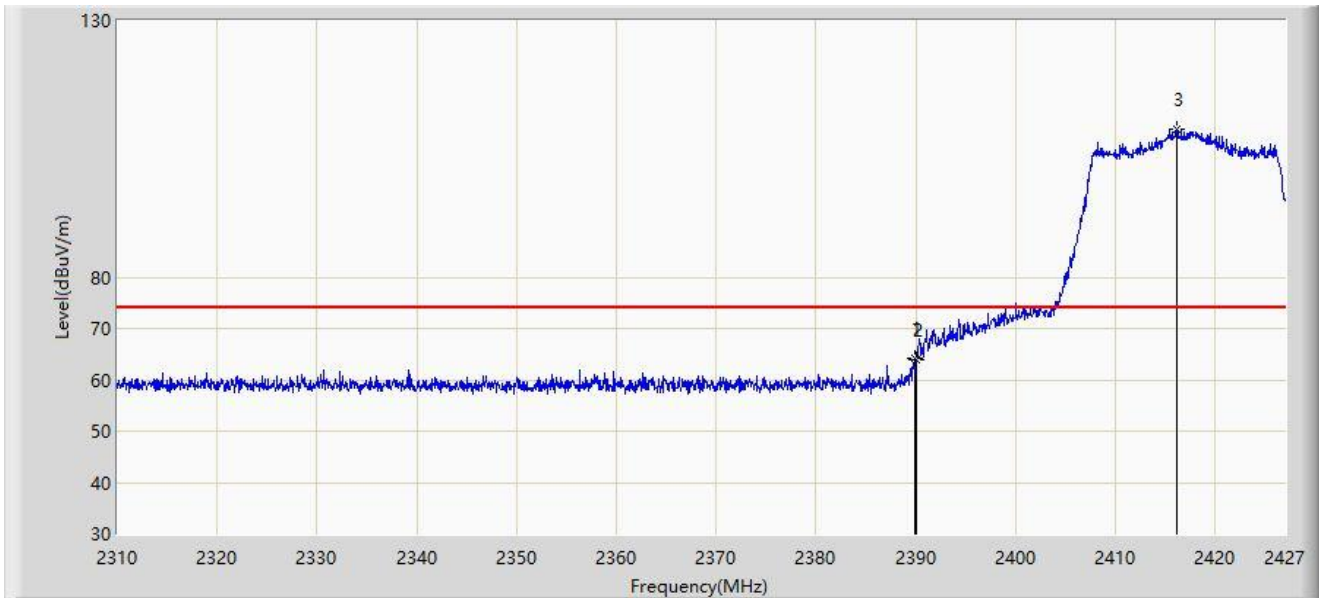
No	Mark	Frequency (MHz)	Measure Level (dBμV/m)	Reading Level (dBμV)	Margin (dB)	Limit (dBμV/m)	Factor (dB/m)	Type
1	*	2390.000	53.869	22.615	-0.131	54.000	31.254	AV
2		2411.248	101.317	70.064	N/A	N/A	31.254	AV

Note 1: " \* ", means this data is the worst emission level.

Note 2: Measure Level (dBμV/m) = Reading Level (dBμV) + Factor (dB/m).

Note 3: Factor (dB/m) = Cable Loss (dB) + Antenna Factor (dB/m).

Site: WZ-AC1	Test Date: 2024-03-24
Limit: FCC_2.4G_RE(3m)	Engineer: Carl Jiang
Probe: BBHA9120D_1167_1-18GHz	Polarity: Horizontal
EUT: Tri-band Wi-Fi 7 Mesh AP	Power: AC 120V/60Hz
Test Mode: Transmit by 802.11ax-HE20 at 2417MHz	



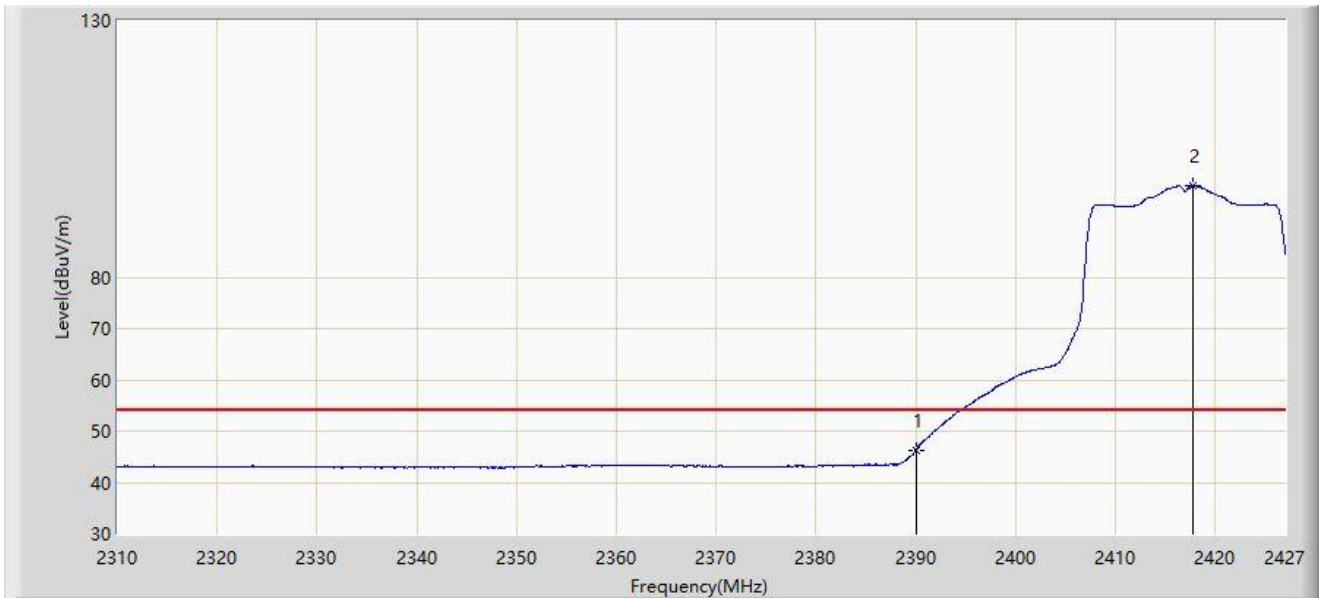
No	Mark	Frequency (MHz)	Measure Level (dB $\mu$ V/m)	Reading Level (dB $\mu$ V)	Margin (dB)	Limit (dB $\mu$ V/m)	Factor (dB/m)	Type
1	*	2389.969	64.343	33.089	-9.657	74.000	31.254	PK
2		2390.000	63.811	32.557	-10.189	74.000	31.254	PK
3		2416.119	108.978	77.728	N/A	N/A	31.250	PK

Note 1: " \* ", means this data is the worst emission level.

Note 2: Measure Level (dB $\mu$ V/m) = Reading Level (dB $\mu$ V) + Factor (dB/m).

Note 3: Factor (dB/m) = Cable Loss (dB) + Antenna Factor (dB/m).

Site: WZ-AC1	Test Date: 2024-03-24
Limit: FCC_2.4G_RE(3m)	Engineer: Carl Jiang
Probe: BBHA9120D_1167_1-18GHz	Polarity: Horizontal
EUT: Tri-band Wi-Fi 7 Mesh AP	Power: AC 120V/60Hz
Test Mode: Transmit by 802.11ax-HE20 at 2417MHz	



No	Mark	Frequency (MHz)	Measure Level (dB $\mu$ V/m)	Reading Level (dB $\mu$ V)	Margin (dB)	Limit (dB $\mu$ V/m)	Factor (dB/m)	Type
1	*	2390.000	46.335	15.081	-7.665	54.000	31.254	AV
2		2417.757	97.870	66.621	N/A	N/A	31.249	AV

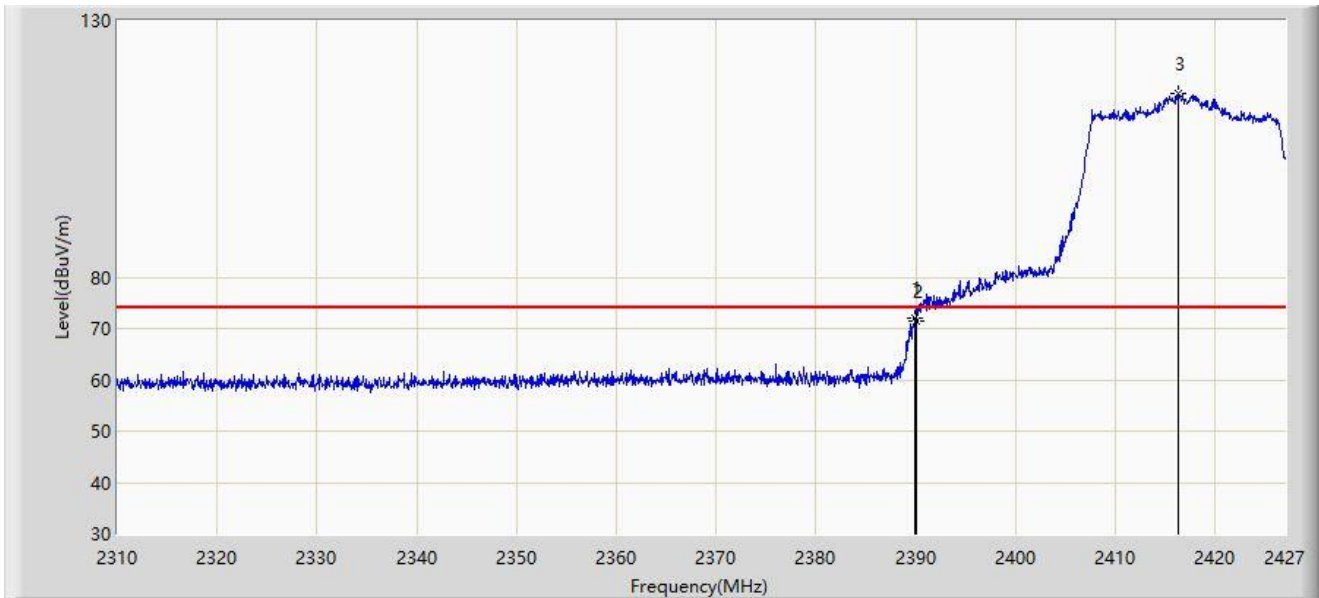
Note 1: " \* ", means this data is the worst emission level.

Note 2: Measure Level (dB $\mu$ V/m) = Reading Level (dB $\mu$ V) + Factor (dB/m).

Note 3: Factor (dB/m) = Cable Loss (dB) + Antenna Factor (dB/m).



Site: WZ-AC1	Test Date: 2024-03-24
Limit: FCC_2.4G_RE(3m)	Engineer: Carl Jiang
Probe: BBHA9120D_1167_1-18GHz	Polarity: Vertical
EUT: Tri-band Wi-Fi 7 Mesh AP	Power: AC 120V/60Hz
Test Mode: Transmit by 802.11ax-HE20 at 2417MHz	



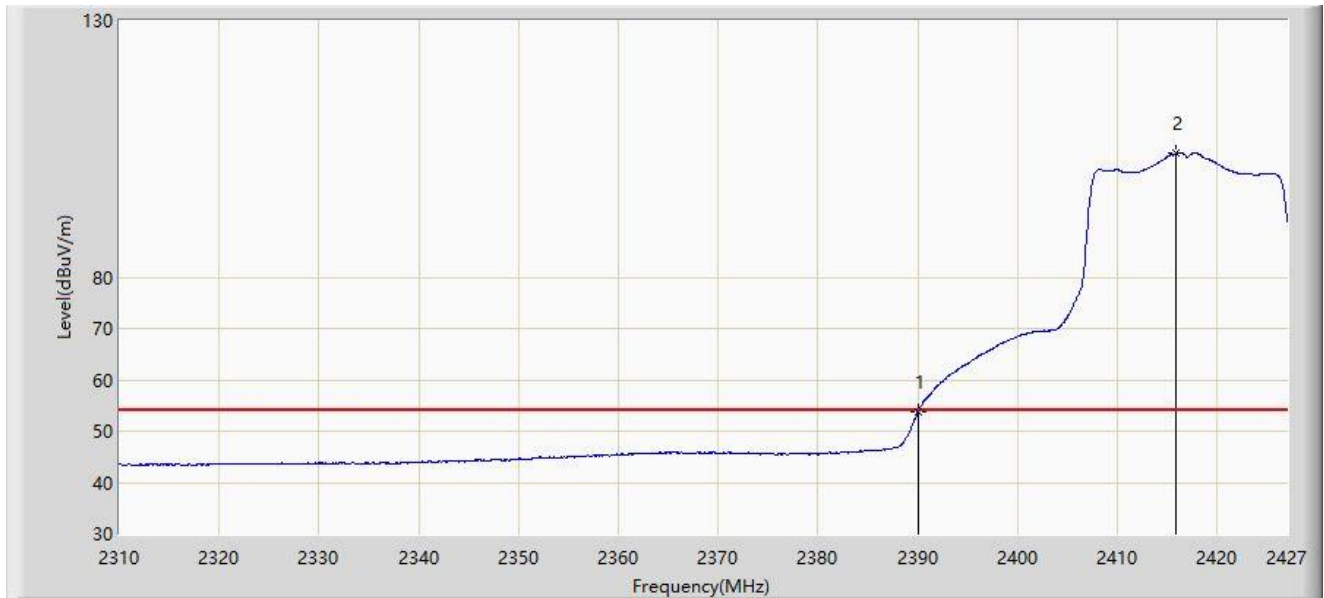
No	Mark	Frequency (MHz)	Measure Level (dB $\mu$ V/m)	Reading Level (dB $\mu$ V)	Margin (dB)	Limit (dB $\mu$ V/m)	Factor (dB/m)	Type
1	*	2389.911	72.085	40.831	-1.915	74.000	31.254	PK
2		2390.000	71.460	40.206	-2.540	74.000	31.254	PK
3		2416.236	115.793	84.543	N/A	N/A	31.250	PK

Note 1: " \* ", means this data is the worst emission level.

Note 2: Measure Level (dB $\mu$ V/m) = Reading Level (dB $\mu$ V) + Factor (dB/m).

Note 3: Factor (dB/m) = Cable Loss (dB) + Antenna Factor (dB/m).

Site: WZ-AC1	Test Date: 2024-03-24
Limit: FCC_2.4G_RE(3m)	Engineer: Carl Jiang
Probe: BBHA9120D_1167_1-18GHz	Polarity: Vertical
EUT: Tri-band Wi-Fi 7 Mesh AP	Power: AC 120V/60Hz
Test Mode: Transmit by 802.11ax-HE20 at 2417MHz	



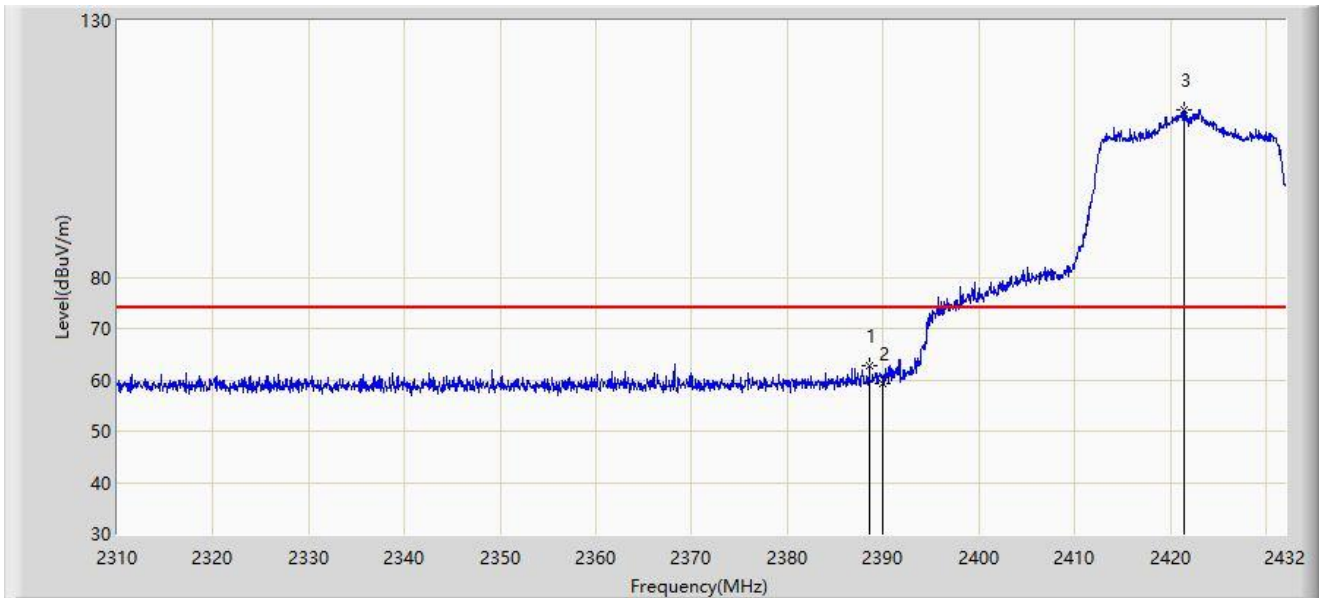
No	Mark	Frequency (MHz)	Measure Level (dB $\mu$ V/m)	Reading Level (dB $\mu$ V)	Margin (dB)	Limit (dB $\mu$ V/m)	Factor (dB/m)	Type
1	*	2390.000	53.779	22.525	-0.221	54.000	31.254	AV
2		2415.885	104.091	72.841	N/A	N/A	31.250	AV

Note 1: " \* ", means this data is the worst emission level.

Note 2: Measure Level (dB $\mu$ V/m) = Reading Level (dB $\mu$ V) + Factor (dB/m).

Note 3: Factor (dB/m) = Cable Loss (dB) + Antenna Factor (dB/m).

Site: WZ-AC1	Test Date: 2024-03-24
Limit: FCC_2.4G_RE(3m)	Engineer: Carl Jiang
Probe: BBHA9120D_1167_1-18GHz	Polarity: Horizontal
EUT: Tri-band Wi-Fi 7 Mesh AP	Power: AC 120V/60Hz
Test Mode: Transmit by 802.11ax-HE20 at 2422MHz	



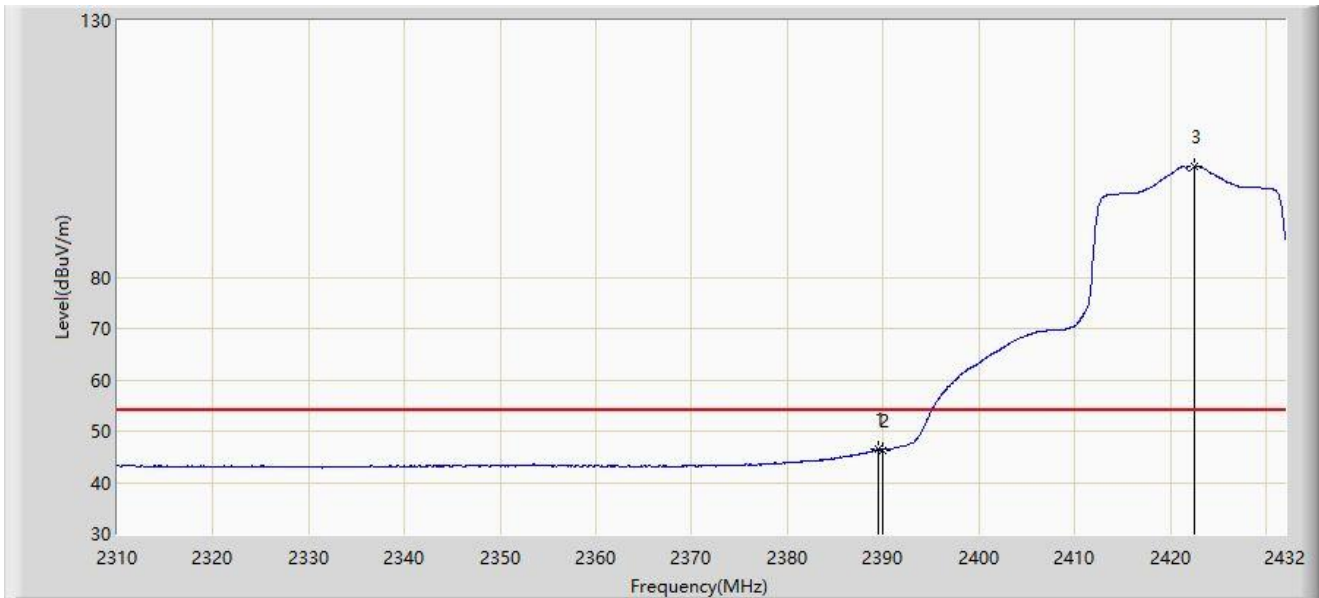
No	Mark	Frequency (MHz)	Measure Level (dB $\mu$ V/m)	Reading Level (dB $\mu$ V)	Margin (dB)	Limit (dB $\mu$ V/m)	Factor (dB/m)	Type
1	*	2388.568	62.696	31.441	-11.304	74.000	31.255	PK
2		2390.000	59.377	28.123	-14.623	74.000	31.254	PK
3		2421.447	112.571	81.328	N/A	N/A	31.244	PK

Note 1: " \* ", means this data is the worst emission level.

Note 2: Measure Level (dB $\mu$ V/m) = Reading Level (dB $\mu$ V) + Factor (dB/m).

Note 3: Factor (dB/m) = Cable Loss (dB) + Antenna Factor (dB/m).

Site: WZ-AC1	Test Date: 2024-03-24
Limit: FCC_2.4G_RE(3m)	Engineer: Carl Jiang
Probe: BBHA9120D_1167_1-18GHz	Polarity: Horizontal
EUT: Tri-band Wi-Fi 7 Mesh AP	Power: AC 120V/60Hz
Test Mode: Transmit by 802.11ax-HE20 at 2422MHz	



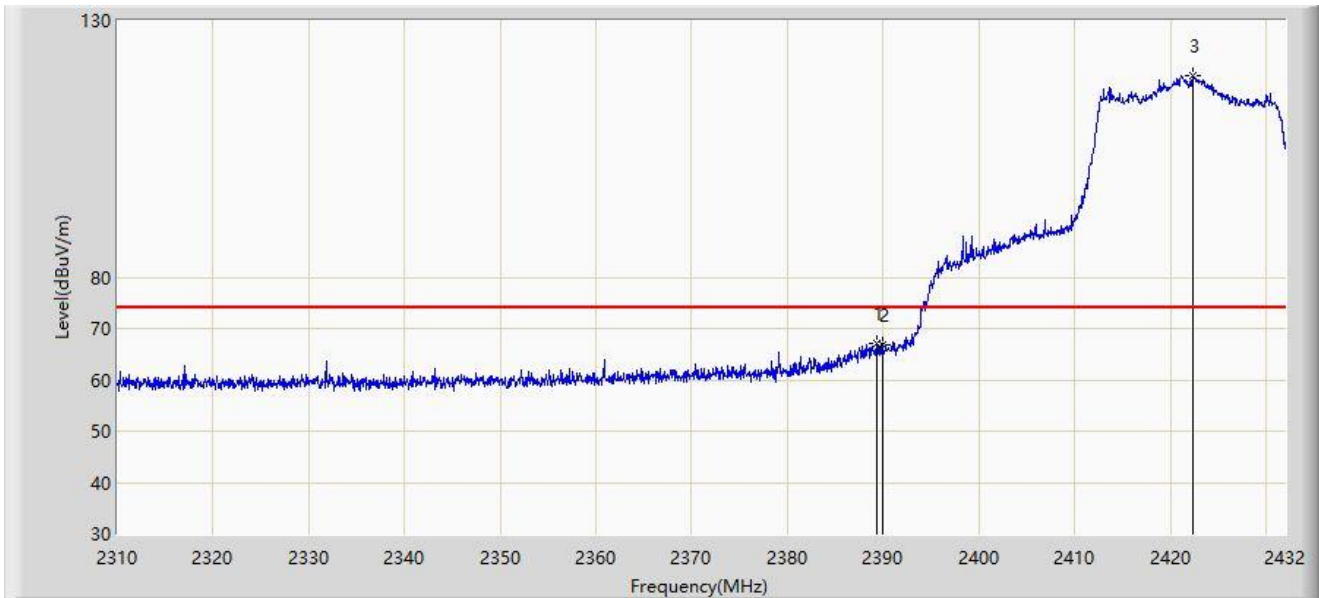
No	Mark	Frequency (MHz)	Measure Level (dB $\mu$ V/m)	Reading Level (dB $\mu$ V)	Margin (dB)	Limit (dB $\mu$ V/m)	Factor (dB/m)	Type
1	*	2389.544	46.458	15.204	-7.542	54.000	31.254	AV
2		2390.000	46.369	15.115	-7.631	54.000	31.254	AV
3		2422.545	101.597	70.357	N/A	N/A	31.240	AV

Note 1: " \* ", means this data is the worst emission level.

Note 2: Measure Level (dB $\mu$ V/m) = Reading Level (dB $\mu$ V) + Factor (dB/m).

Note 3: Factor (dB/m) = Cable Loss (dB) + Antenna Factor (dB/m).

Site: WZ-AC1	Test Date: 2024-03-24
Limit: FCC_2.4G_RE(3m)	Engineer: Carl Jiang
Probe: BBHA9120D_1167_1-18GHz	Polarity: Vertical
EUT: Tri-band Wi-Fi 7 Mesh AP	Power: AC 120V/60Hz
Test Mode: Transmit by 802.11ax-HE20 at 2422MHz	



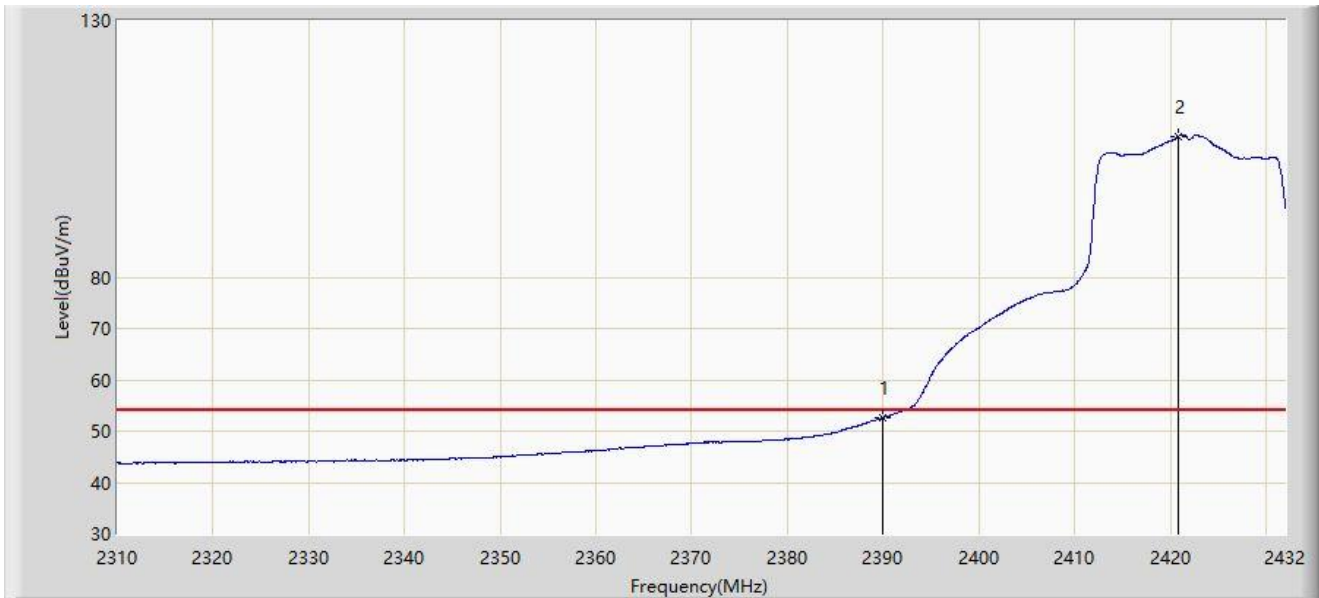
No	Mark	Frequency (MHz)	Measure Level (dB $\mu$ V/m)	Reading Level (dB $\mu$ V)	Margin (dB)	Limit (dB $\mu$ V/m)	Factor (dB/m)	Type
1	*	2389.300	67.087	35.833	-6.913	74.000	31.254	PK
2		2390.000	66.693	35.439	-7.307	74.000	31.254	PK
3		2422.301	119.299	88.058	N/A	N/A	31.240	PK

Note 1: " \* ", means this data is the worst emission level.

Note 2: Measure Level (dB $\mu$ V/m) = Reading Level (dB $\mu$ V) + Factor (dB/m).

Note 3: Factor (dB/m) = Cable Loss (dB) + Antenna Factor (dB/m).

Site: WZ-AC1	Test Date: 2024-03-24
Limit: FCC_2.4G_RE(3m)	Engineer: Carl Jiang
Probe: BBHA9120D_1167_1-18GHz	Polarity: Vertical
EUT: Tri-band Wi-Fi 7 Mesh AP	Power: AC 120V/60Hz
Test Mode: Transmit by 802.11ax-HE20 at 2422MHz	



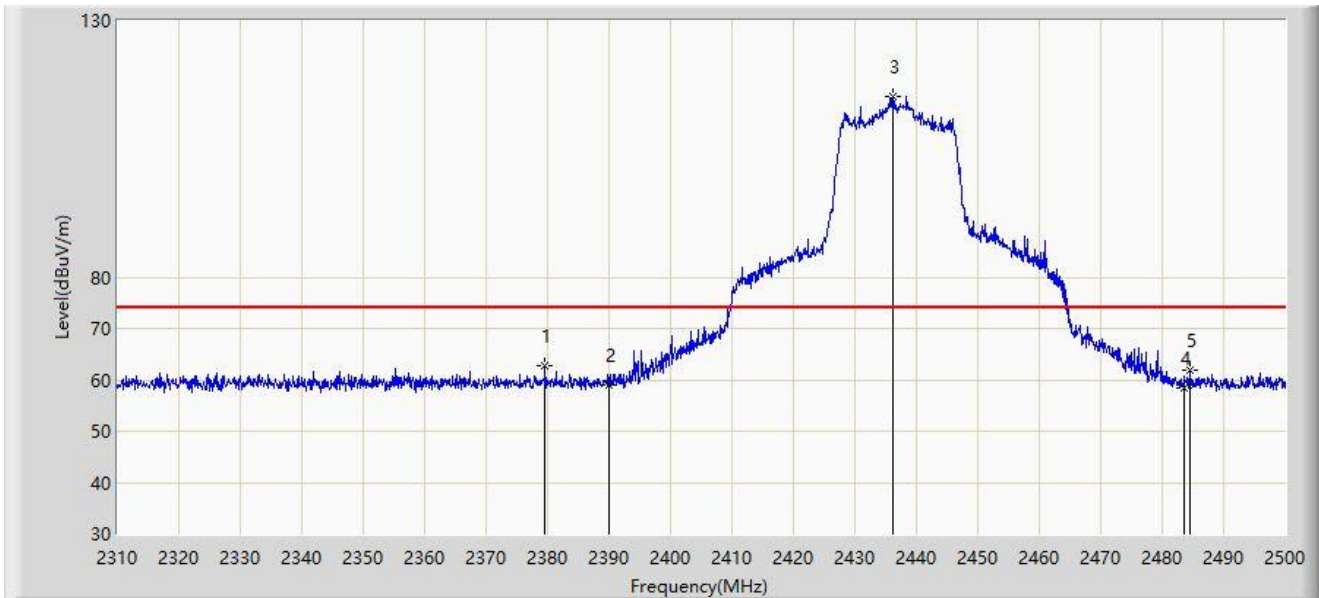
No	Mark	Frequency (MHz)	Measure Level (dB $\mu$ V/m)	Reading Level (dB $\mu$ V)	Margin (dB)	Limit (dB $\mu$ V/m)	Factor (dB/m)	Type
1	*	2390.000	52.645	21.391	-1.355	54.000	31.254	AV
2		2420.898	107.535	76.290	N/A	N/A	31.245	AV

Note 1: " \* ", means this data is the worst emission level.

Note 2: Measure Level (dB $\mu$ V/m) = Reading Level (dB $\mu$ V) + Factor (dB/m).

Note 3: Factor (dB/m) = Cable Loss (dB) + Antenna Factor (dB/m).

Site: WZ-AC1	Test Date: 2024-03-24
Limit: FCC_2.4G_RE(3m)	Engineer: Carl Jiang
Probe: BBHA9120D_1167_1-18GHz	Polarity: Horizontal
EUT: Tri-band Wi-Fi 7 Mesh AP	Power: AC 120V/60Hz
Test Mode: Transmit by 802.11ax-HE20 at 2437MHz	



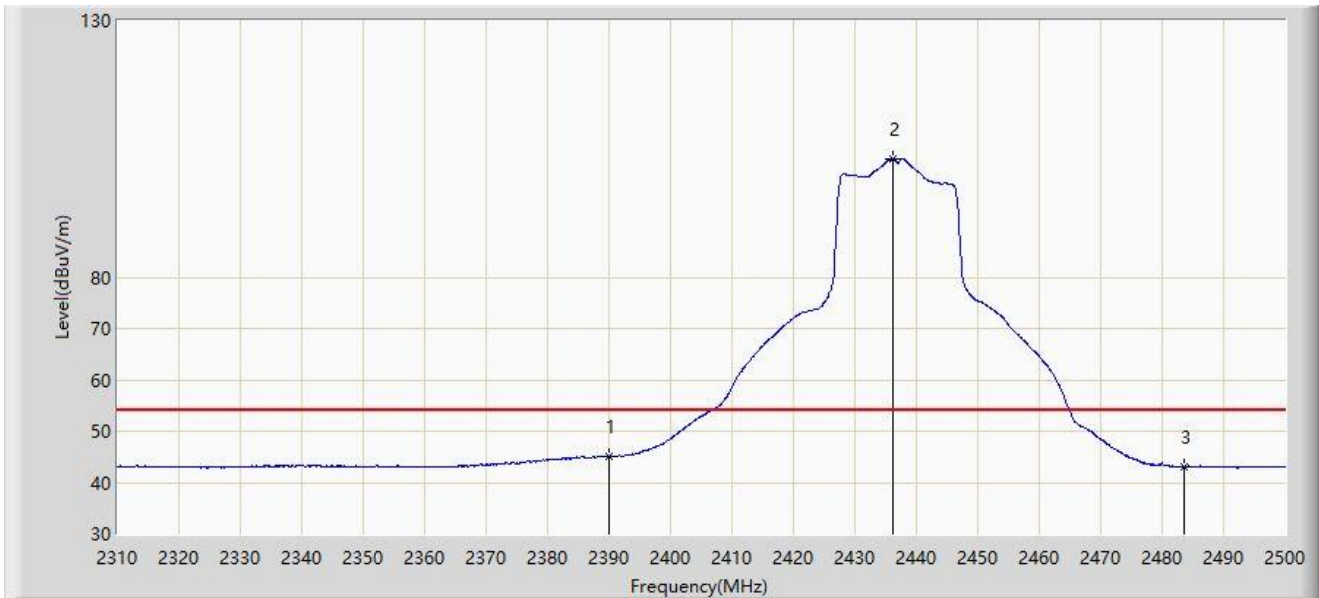
No	Mark	Frequency (MHz)	Measure Level (dBμV/m)	Reading Level (dBμV)	Margin (dB)	Limit (dBμV/m)	Factor (dB/m)	Type
1	*	2379.635	62.738	31.462	-11.262	74.000	31.277	PK
2		2390.000	59.041	27.787	-14.959	74.000	31.254	PK
3		2436.160	115.096	83.889	N/A	N/A	31.207	PK
4		2483.500	58.520	27.294	-15.480	74.000	31.226	PK
5		2484.420	61.750	30.523	-12.250	74.000	31.227	PK

Note 1: " \* ", means this data is the worst emission level.

Note 2: Measure Level (dBμV/m) = Reading Level (dBμV) + Factor (dB/m).

Note 3: Factor (dB/m) = Cable Loss (dB) + Antenna Factor (dB/m).

Site: WZ-AC1	Test Date: 2024-03-24
Limit: FCC_2.4G_RE(3m)	Engineer: Carl Jiang
Probe: BBHA9120D_1167_1-18GHz	Polarity: Horizontal
EUT: Tri-band Wi-Fi 7 Mesh AP	Power: AC 120V/60Hz
Test Mode: Transmit by 802.11ax-HE20 at 2437MHz	



No	Mark	Frequency (MHz)	Measure Level (dB $\mu$ V/m)	Reading Level (dB $\mu$ V)	Margin (dB)	Limit (dB $\mu$ V/m)	Factor (dB/m)	Type
1	*	2390.000	45.056	13.802	-8.944	54.000	31.254	AV
2		2436.160	103.144	71.937	N/A	N/A	31.207	AV
3		2483.500	43.124	11.898	-10.876	54.000	31.226	AV

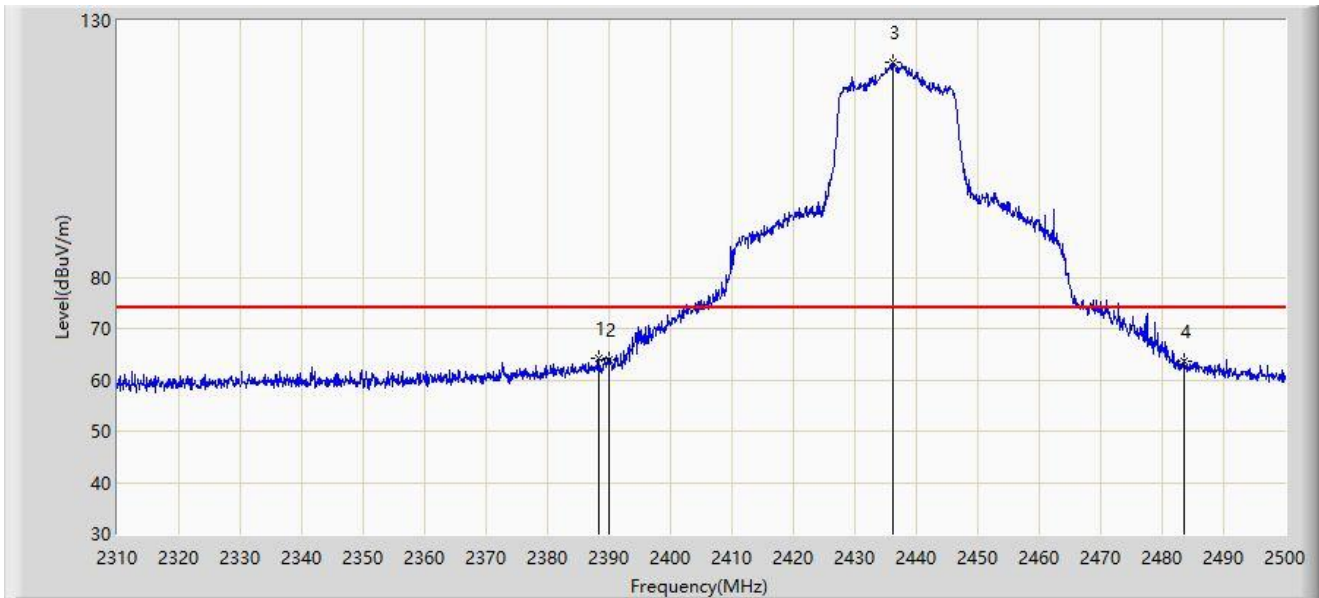
Note 1: " \* ", means this data is the worst emission level.

Note 2: Measure Level (dB $\mu$ V/m) = Reading Level (dB $\mu$ V) + Factor (dB/m).

Note 3: Factor (dB/m) = Cable Loss (dB) + Antenna Factor (dB/m).



Site: WZ-AC1	Test Date: 2024-03-24
Limit: FCC_2.4G_RE(3m)	Engineer: Carl Jiang
Probe: BBHA9120D_1167_1-18GHz	Polarity: Vertical
EUT: Tri-band Wi-Fi 7 Mesh AP	Power: AC 120V/60Hz
Test Mode: Transmit by 802.11ax-HE20 at 2437MHz	



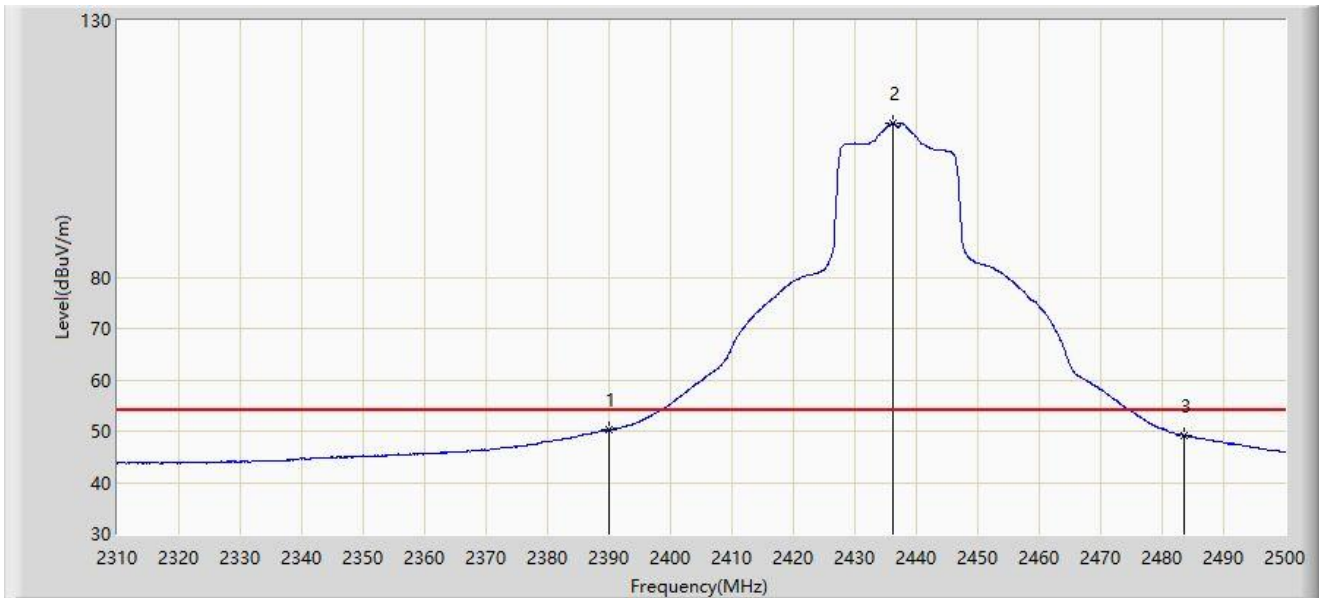
No	Mark	Frequency (MHz)	Measure Level (dB $\mu$ V/m)	Reading Level (dB $\mu$ V)	Margin (dB)	Limit (dB $\mu$ V/m)	Factor (dB/m)	Type
1	*	2388.375	64.093	32.838	-9.907	74.000	31.255	PK
2		2390.000	63.875	32.621	-10.125	74.000	31.254	PK
3		2436.255	121.755	90.548	N/A	N/A	31.207	PK
4		2483.500	63.682	32.456	-10.318	74.000	31.226	PK

Note 1: " \* ", means this data is the worst emission level.

Note 2: Measure Level (dB $\mu$ V/m) = Reading Level (dB $\mu$ V) + Factor (dB/m).

Note 3: Factor (dB/m) = Cable Loss (dB) + Antenna Factor (dB/m).

Site: WZ-AC1	Test Date: 2024-03-24
Limit: FCC_2.4G_RE(3m)	Engineer: Carl Jiang
Probe: BBHA9120D_1167_1-18GHz	Polarity: Vertical
EUT: Tri-band Wi-Fi 7 Mesh AP	Power: AC 120V/60Hz
Test Mode: Transmit by 802.11ax-HE20 at 2437MHz	



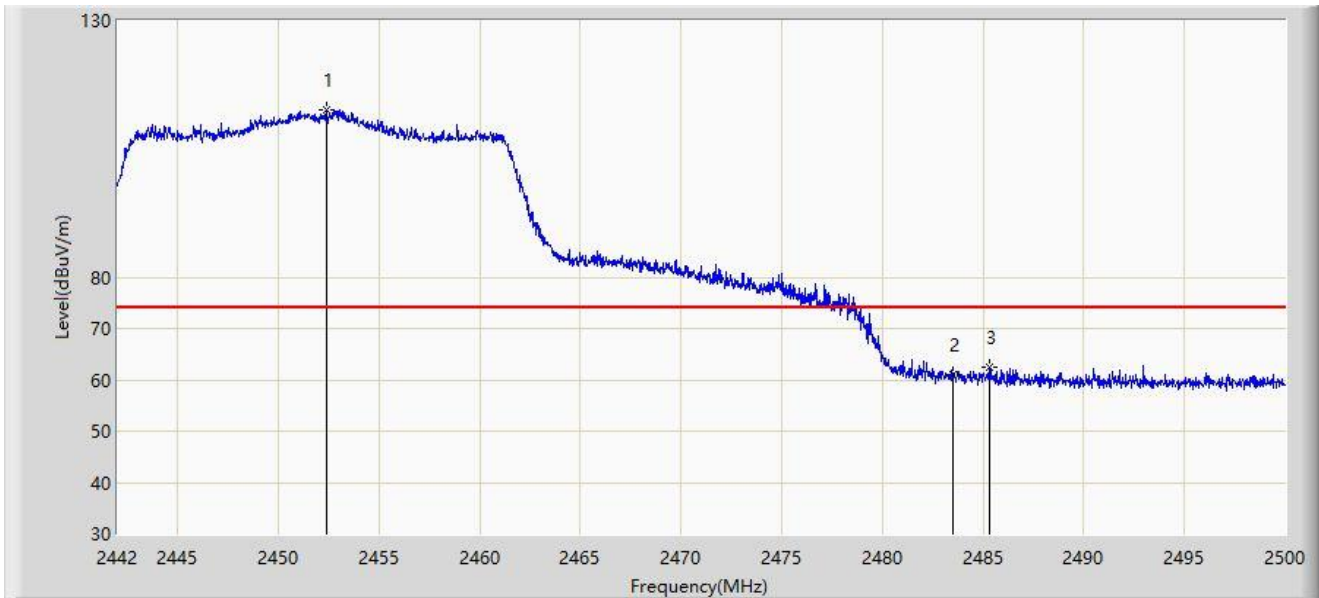
No	Mark	Frequency (MHz)	Measure Level (dBuV/m)	Reading Level (dBuV)	Margin (dB)	Limit (dBuV/m)	Factor (dB/m)	Type
1	*	2390.000	50.331	19.077	-3.669	54.000	31.254	AV
2		2436.160	110.041	78.834	N/A	N/A	31.207	AV
3		2483.500	49.201	17.975	-4.799	54.000	31.226	AV

Note 1: " \* ", means this data is the worst emission level.

Note 2: Measure Level (dBuV/m) = Reading Level (dBuV) + Factor (dB/m).

Note 3: Factor (dB/m) = Cable Loss (dB) + Antenna Factor (dB/m).

Site: WZ-AC1	Test Date: 2024-03-24
Limit: FCC_2.4G_RE(3m)	Engineer: Carl Jiang
Probe: BBHA9120D_1167_1-18GHz	Polarity: Horizontal
EUT: Tri-band Wi-Fi 7 Mesh AP	Power: AC 120V/60Hz
Test Mode: Transmit by 802.11ax-HE20 at 2452MHz	



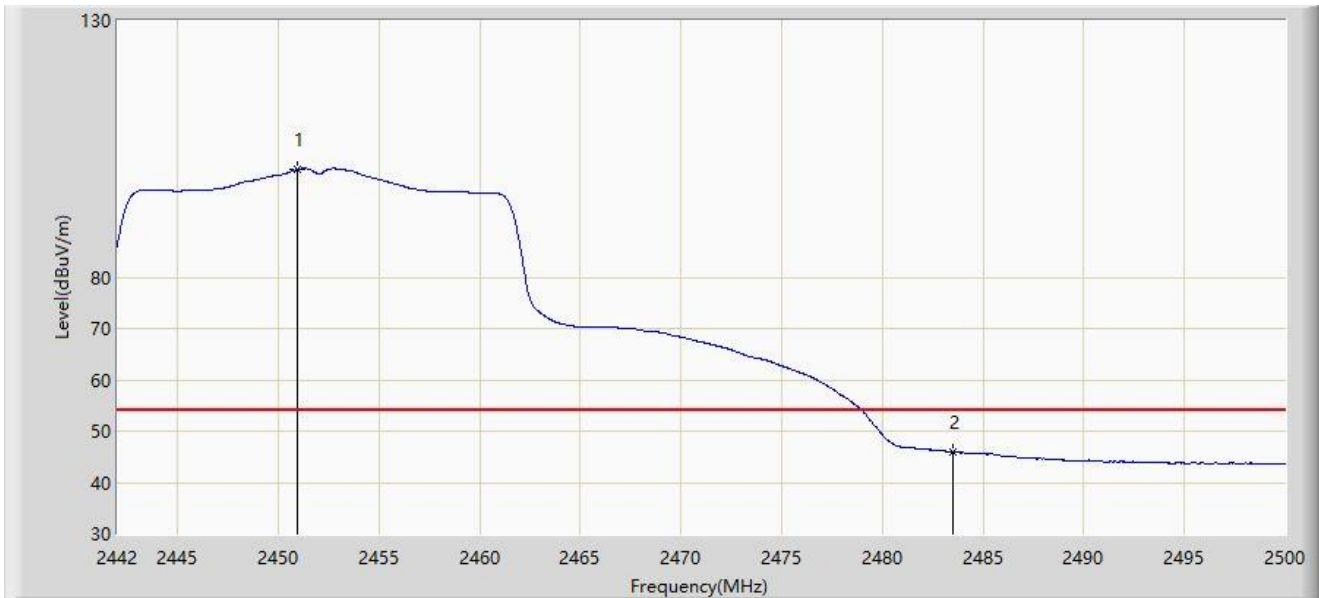
No	Mark	Frequency (MHz)	Measure Level (dB $\mu$ V/m)	Reading Level (dB $\mu$ V)	Margin (dB)	Limit (dB $\mu$ V/m)	Factor (dB/m)	Type
1		2452.382	112.528	81.302	N/A	N/A	31.226	PK
2		2483.500	61.105	29.879	-12.895	74.000	31.226	PK
3	*	2485.297	62.352	31.124	-11.648	74.000	31.228	PK

Note 1: " \* ", means this data is the worst emission level.

Note 2: Measure Level (dB $\mu$ V/m) = Reading Level (dB $\mu$ V) + Factor (dB/m).

Note 3: Factor (dB/m) = Cable Loss (dB) + Antenna Factor (dB/m).

Site: WZ-AC1	Test Date: 2024-03-24
Limit: FCC_2.4G_RE(3m)	Engineer: Carl Jiang
Probe: BBHA9120D_1167_1-18GHz	Polarity: Horizontal
EUT: Tri-band Wi-Fi 7 Mesh AP	Power: AC 120V/60Hz
Test Mode: Transmit by 802.11ax-HE20 at 2452MHz	



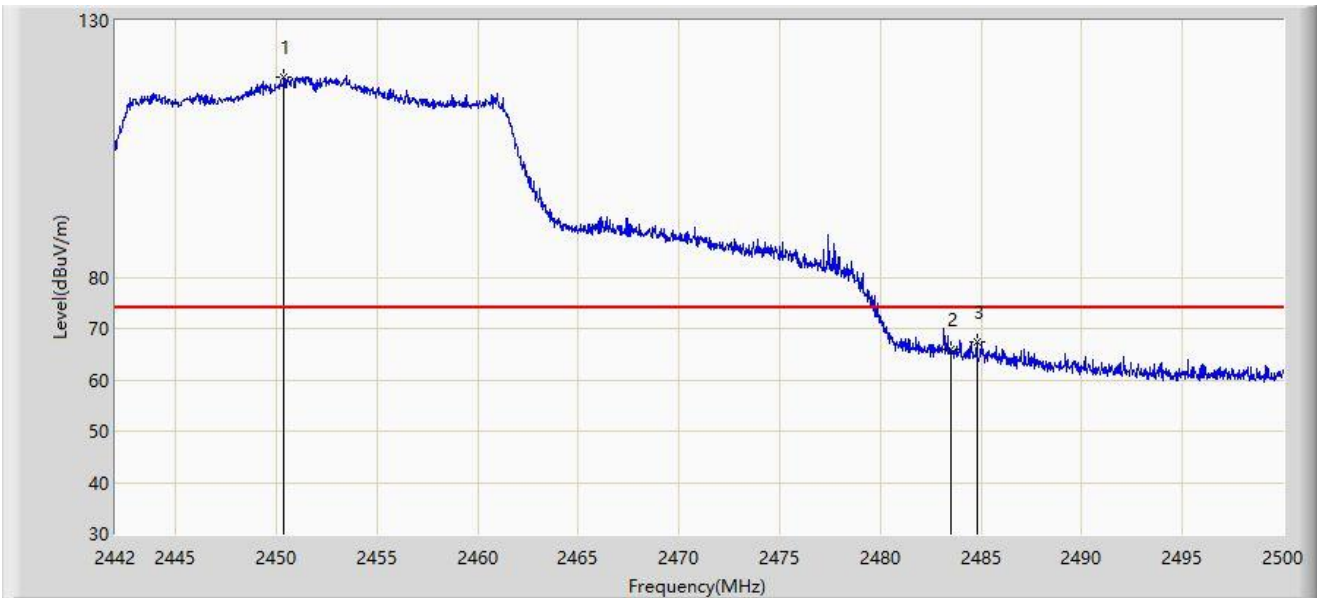
No	Mark	Frequency (MHz)	Measure Level (dBμV/m)	Reading Level (dBμV)	Margin (dB)	Limit (dBμV/m)	Factor (dB/m)	Type
1		2450.932	100.972	69.748	N/A	N/A	31.224	AV
2	*	2483.500	45.875	14.649	-8.125	54.000	31.226	AV

Note 1: " \* ", means this data is the worst emission level.

Note 2: Measure Level (dBμV/m) = Reading Level (dBμV) + Factor (dB/m).

Note 3: Factor (dB/m) = Cable Loss (dB) + Antenna Factor (dB/m).

Site: WZ-AC1	Test Date: 2024-03-24
Limit: FCC_2.4G_RE(3m)	Engineer: Carl Jiang
Probe: BBHA9120D_1167_1-18GHz	Polarity: Vertical
EUT: Tri-band Wi-Fi 7 Mesh AP	Power: AC 120V/60Hz
Test Mode: Transmit by 802.11ax-HE20 at 2452MHz	



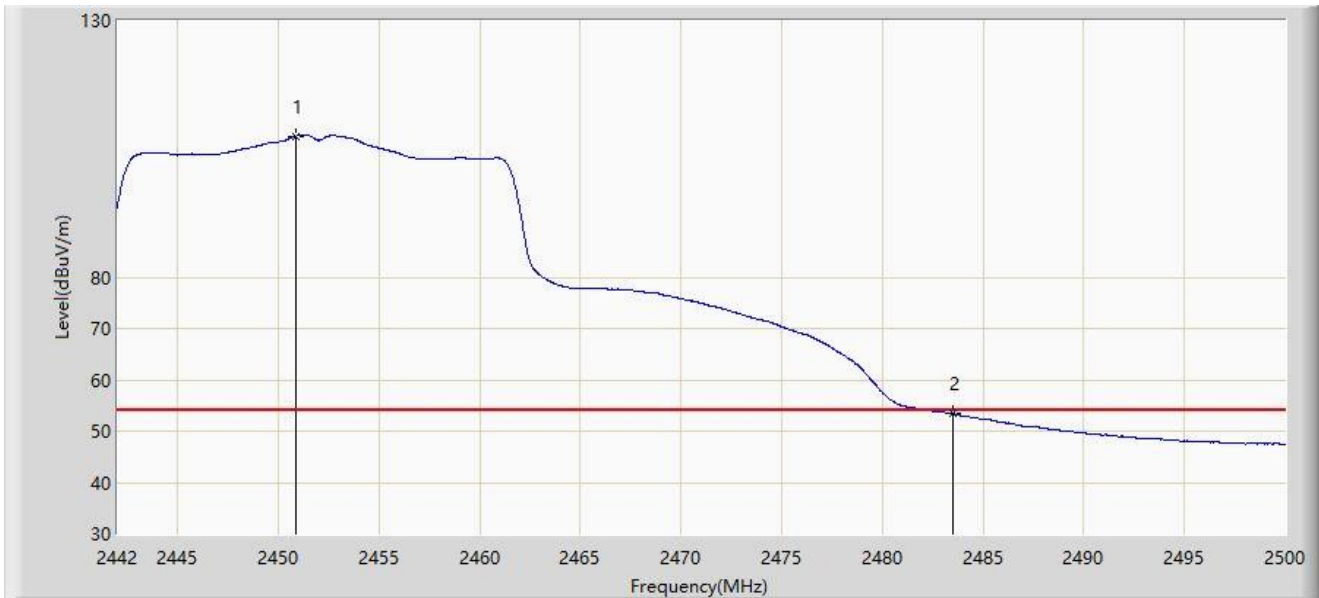
No	Mark	Frequency (MHz)	Measure Level (dB $\mu$ V/m)	Reading Level (dB $\mu$ V)	Margin (dB)	Limit (dB $\mu$ V/m)	Factor (dB/m)	Type
1		2450.381	119.069	87.846	N/A	N/A	31.223	PK
2		2483.500	66.013	34.787	-7.987	74.000	31.226	PK
3	*	2484.775	67.487	36.260	-6.513	74.000	31.227	PK

Note 1: " \* ", means this data is the worst emission level.

Note 2: Measure Level (dB $\mu$ V/m) = Reading Level (dB $\mu$ V) + Factor (dB/m).

Note 3: Factor (dB/m) = Cable Loss (dB) + Antenna Factor (dB/m).

Site: WZ-AC1	Test Date: 2024-03-24
Limit: FCC_2.4G_RE(3m)	Engineer: Carl Jiang
Probe: BBHA9120D_1167_1-18GHz	Polarity: Vertical
EUT: Tri-band Wi-Fi 7 Mesh AP	Power: AC 120V/60Hz
Test Mode: Transmit by 802.11ax-HE20 at 2452MHz	



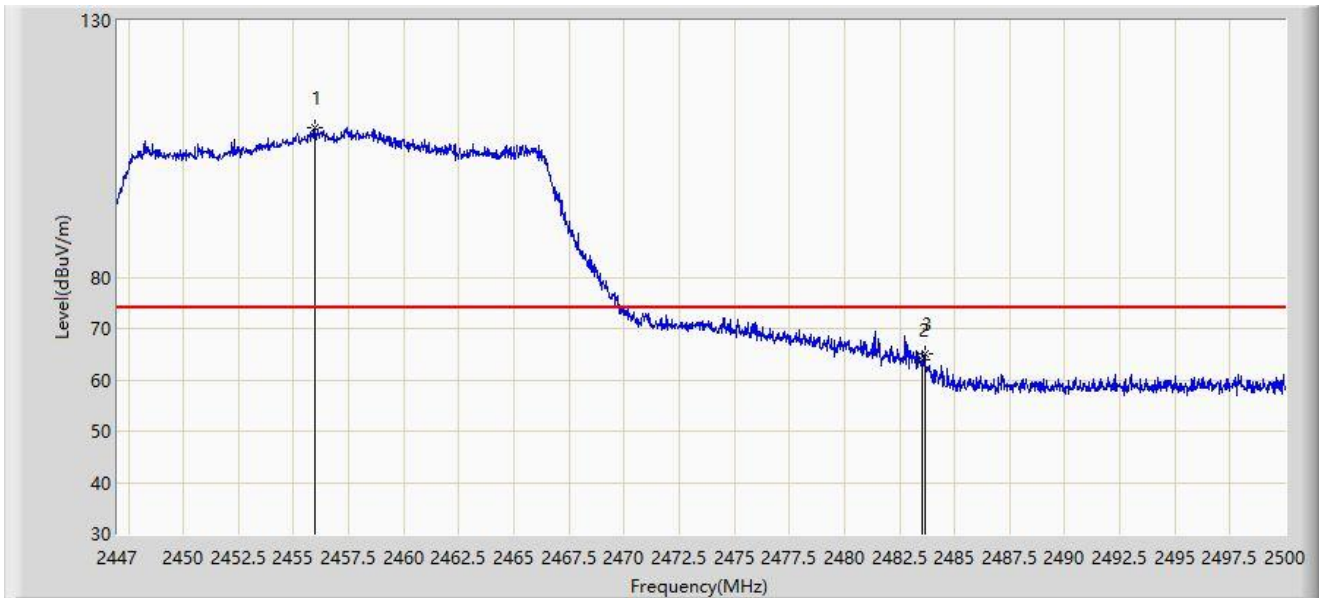
No	Mark	Frequency (MHz)	Measure Level (dB $\mu$ V/m)	Reading Level (dB $\mu$ V)	Margin (dB)	Limit (dB $\mu$ V/m)	Factor (dB/m)	Type
1		2450.903	107.516	76.292	N/A	N/A	31.223	AV
2	*	2483.500	53.419	22.193	-0.581	54.000	31.226	AV

Note 1: " \* ", means this data is the worst emission level.

Note 2: Measure Level (dB $\mu$ V/m) = Reading Level (dB $\mu$ V) + Factor (dB/m).

Note 3: Factor (dB/m) = Cable Loss (dB) + Antenna Factor (dB/m).

Site: WZ-AC1	Test Date: 2024-03-24
Limit: FCC_2.4G_RE(3m)	Engineer: Carl Jiang
Probe: BBHA9120D_1167_1-18GHz	Polarity: Horizontal
EUT: Tri-band Wi-Fi 7 Mesh AP	Power: AC 120V/60Hz
Test Mode: Transmit by 802.11ax-HE20 at 2457MHz	



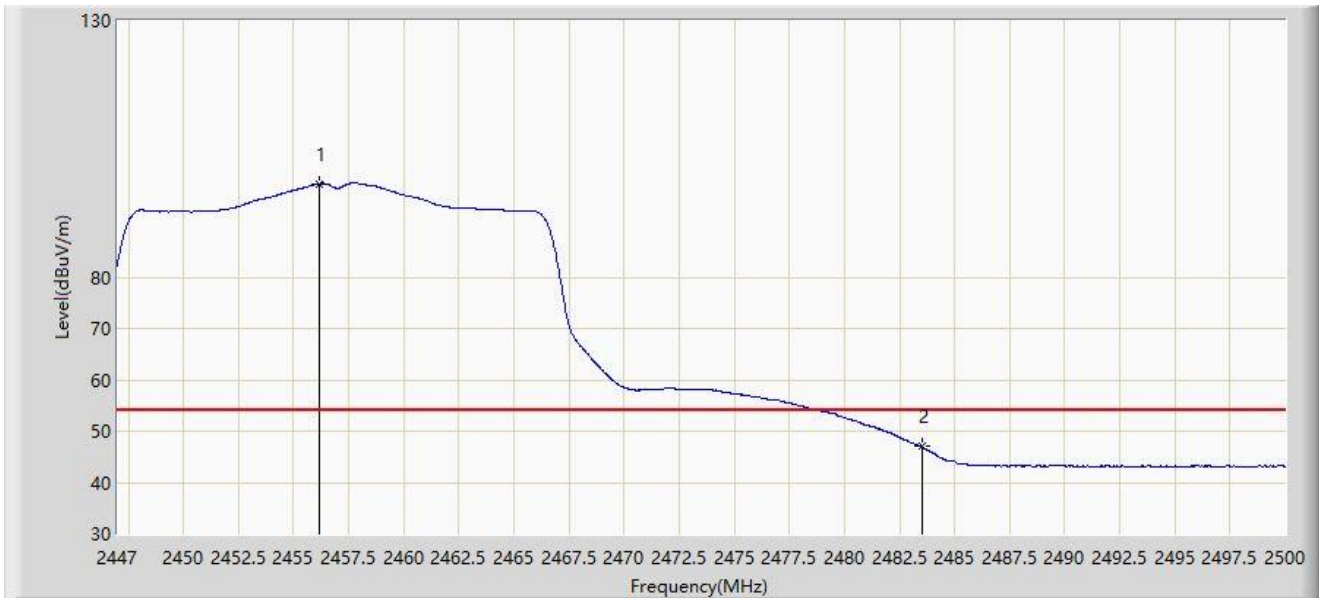
No	Mark	Frequency (MHz)	Measure Level (dB $\mu$ V/m)	Reading Level (dB $\mu$ V)	Margin (dB)	Limit (dB $\mu$ V/m)	Factor (dB/m)	Type
1		2455.983	109.124	77.894	N/A	N/A	31.230	PK
2		2483.500	63.802	32.576	-10.198	74.000	31.226	PK
3	*	2483.649	64.997	33.771	-9.003	74.000	31.226	PK

Note 1: " \* ", means this data is the worst emission level.

Note 2: Measure Level (dB $\mu$ V/m) = Reading Level (dB $\mu$ V) + Factor (dB/m).

Note 3: Factor (dB/m) = Cable Loss (dB) + Antenna Factor (dB/m).

Site: WZ-AC1	Test Date: 2024-03-24
Limit: FCC_2.4G_RE(3m)	Engineer: Carl Jiang
Probe: BBHA9120D_1167_1-18GHz	Polarity: Horizontal
EUT: Tri-band Wi-Fi 7 Mesh AP	Power: AC 120V/60Hz
Test Mode: Transmit by 802.11ax-HE20 at 2457MHz	



No	Mark	Frequency (MHz)	Measure Level (dB $\mu$ V/m)	Reading Level (dB $\mu$ V)	Margin (dB)	Limit (dB $\mu$ V/m)	Factor (dB/m)	Type
1		2456.143	98.175	66.945	N/A	N/A	31.230	AV
2	*	2483.500	46.964	15.738	-7.036	54.000	31.226	AV

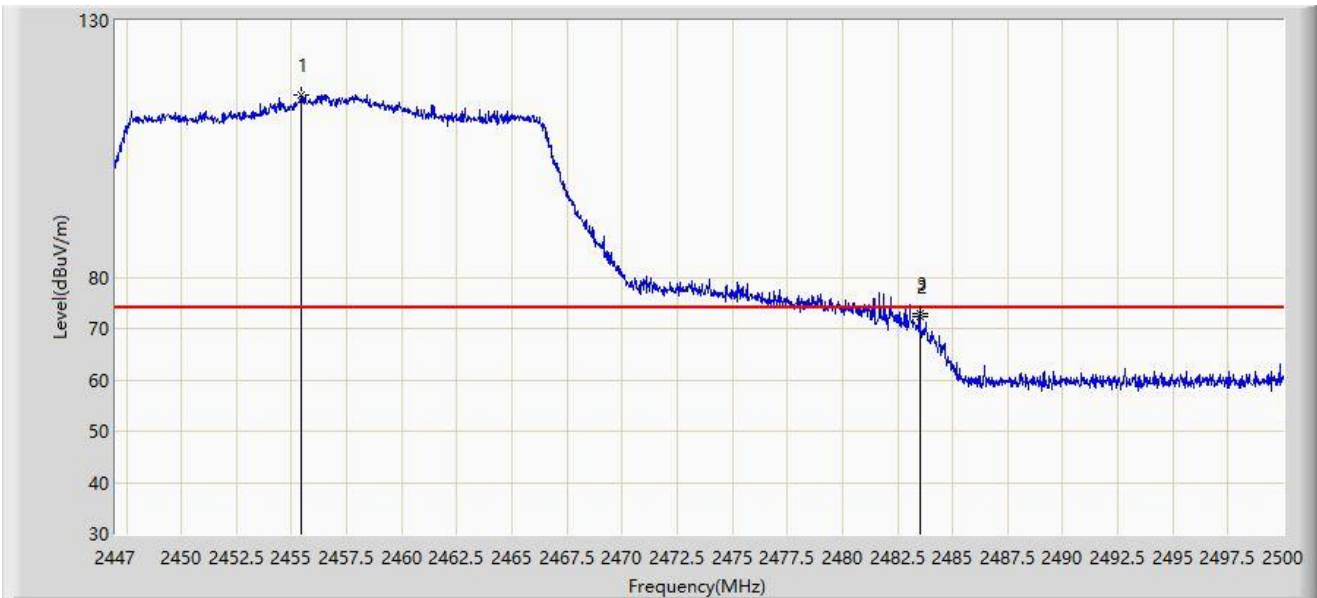
Note 1: " \* ", means this data is the worst emission level.

Note 2: Measure Level (dB $\mu$ V/m) = Reading Level (dB $\mu$ V) + Factor (dB/m).

Note 3: Factor (dB/m) = Cable Loss (dB) + Antenna Factor (dB/m).



Site: WZ-AC1	Test Date: 2024-03-24
Limit: FCC_2.4G_RE(3m)	Engineer: Carl Jiang
Probe: BBHA9120D_1167_1-18GHz	Polarity: Vertical
EUT: Tri-band Wi-Fi 7 Mesh AP	Power: AC 120V/60Hz
Test Mode: Transmit by 802.11ax-HE20 at 2457MHz	



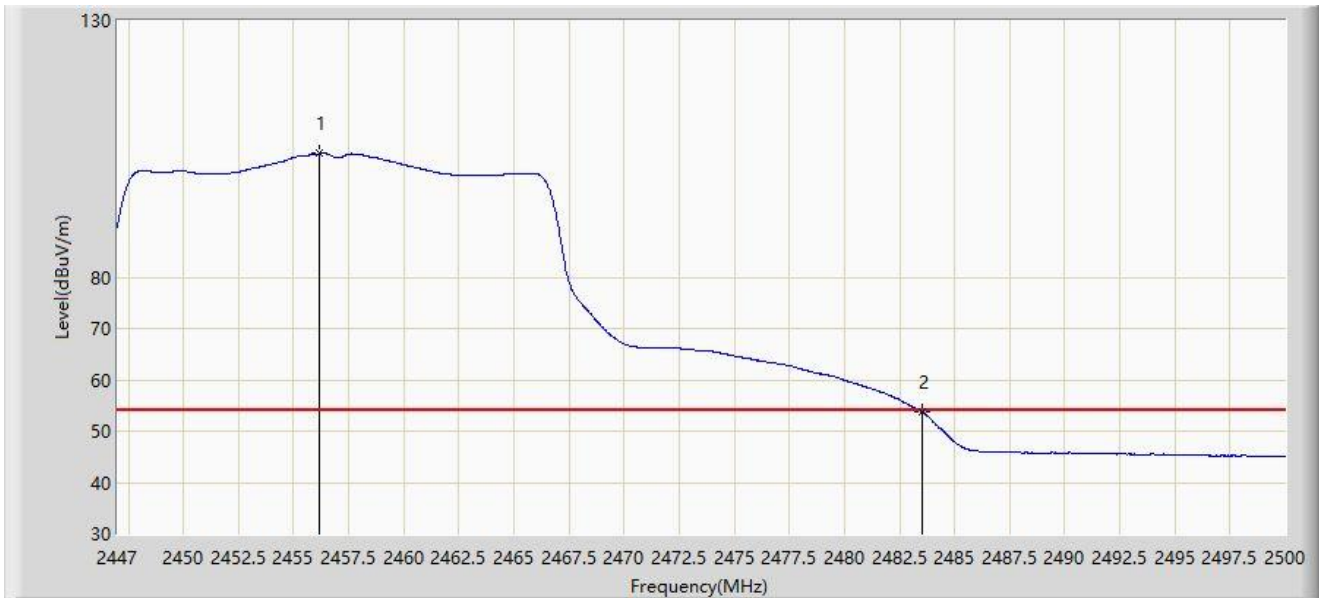
No	Mark	Frequency (MHz)	Measure Level (dB $\mu$ V/m)	Reading Level (dB $\mu$ V)	Margin (dB)	Limit (dB $\mu$ V/m)	Factor (dB/m)	Type
1		2455.427	115.626	84.396	N/A	N/A	31.230	PK
2		2483.500	72.299	41.073	-1.701	74.000	31.226	PK
3	*	2483.517	72.972	41.746	-1.028	74.000	31.226	PK

Note 1: " \* ", means this data is the worst emission level.

Note 2: Measure Level (dB $\mu$ V/m) = Reading Level (dB $\mu$ V) + Factor (dB/m).

Note 3: Factor (dB/m) = Cable Loss (dB) + Antenna Factor (dB/m).

Site: WZ-AC1	Test Date: 2024-03-24
Limit: FCC_2.4G_RE(3m)	Engineer: Carl Jiang
Probe: BBHA9120D_1167_1-18GHz	Polarity: Vertical
EUT: Tri-band Wi-Fi 7 Mesh AP	Power: AC 120V/60Hz
Test Mode: Transmit by 802.11ax-HE20 at 2457MHz	



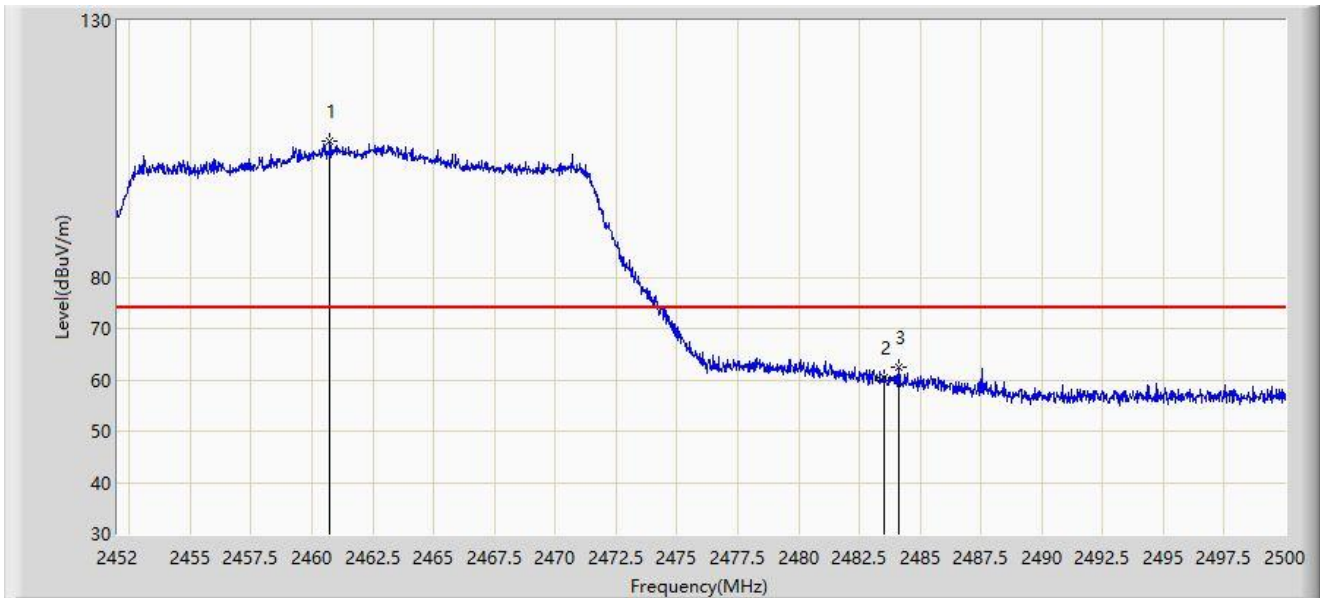
No	Mark	Frequency (MHz)	Measure Level (dBμV/m)	Reading Level (dBμV)	Margin (dB)	Limit (dBμV/m)	Factor (dB/m)	Type
1		2456.169	104.070	72.840	N/A	N/A	31.230	AV
2	*	2483.500	53.840	22.614	-0.160	54.000	31.226	AV

Note 1: " \* ", means this data is the worst emission level.

Note 2: Measure Level (dBμV/m) = Reading Level (dBμV) + Factor (dB/m).

Note 3: Factor (dB/m) = Cable Loss (dB) + Antenna Factor (dB/m).

Site: WZ-AC1	Test Date: 2024-03-06
Limit: FCC_2.4G_RE(3m)	Engineer: Frank Xue
Probe: BBHA9120D_1167_1-18GHz	Polarity: Horizontal
EUT: Tri-band Wi-Fi 7 Mesh AP	Power: AC 120V/60Hz
Test Mode: Transmit by 802.11ax-HE20 at 2462MHz	



No	Mark	Frequency (MHz)	Measure Level (dB $\mu$ V/m)	Reading Level (dB $\mu$ V)	Margin (dB)	Limit (dB $\mu$ V/m)	Factor (dB/m)	Type
1		2460.736	106.476	75.250	N/A	N/A	31.226	PK
2		2483.500	60.489	29.263	-13.511	74.000	31.226	PK
3	*	2484.112	62.382	31.155	-11.618	74.000	31.227	PK

Note 1: " \* ", means this data is the worst emission level.

Note 2: Measure Level (dB $\mu$ V/m) = Reading Level (dB $\mu$ V) + Factor (dB/m).

Note 3: Factor (dB/m) = Cable Loss (dB) + Antenna Factor (dB/m).

Site: WZ-AC1	Test Date: 2024-03-06
Limit: FCC_2.4G_RE(3m)	Engineer: Frank Xue
Probe: BBHA9120D_1167_1-18GHz	Polarity: Horizontal
EUT: Tri-band Wi-Fi 7 Mesh AP	Power: AC 120V/60Hz
Test Mode: Transmit by 802.11ax-HE20 at 2462MHz	



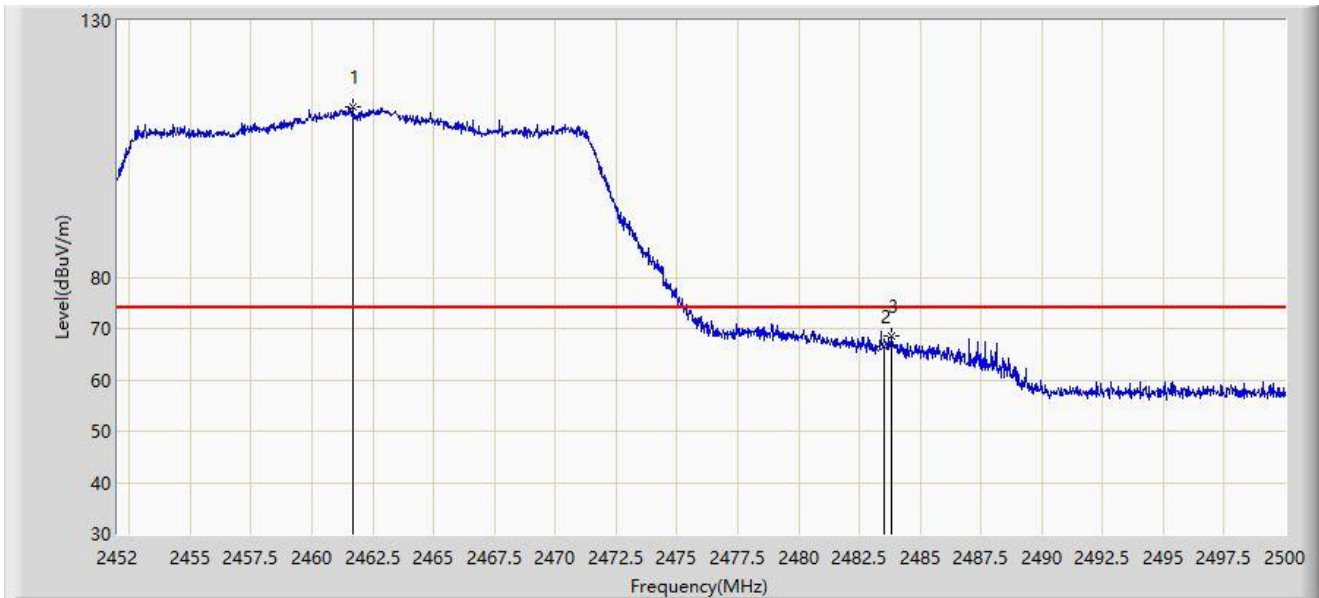
No	Mark	Frequency (MHz)	Measure Level (dB $\mu$ V/m)	Reading Level (dB $\mu$ V)	Margin (dB)	Limit (dB $\mu$ V/m)	Factor (dB/m)	Type
1		2461.240	95.378	64.152	N/A	N/A	31.226	AV
2	*	2483.500	47.163	15.937	-6.837	54.000	31.226	AV

Note 1: " \* ", means this data is the worst emission level.

Note 2: Measure Level (dB $\mu$ V/m) = Reading Level (dB $\mu$ V) + Factor (dB/m).

Note 3: Factor (dB/m) = Cable Loss (dB) + Antenna Factor (dB/m).

Site: WZ-AC1	Test Date: 2024-03-06
Limit: FCC_2.4G_RE(3m)	Engineer: Frank Xue
Probe: BBHA9120D_1167_1-18GHz	Polarity: Vertical
EUT: Tri-band Wi-Fi 7 Mesh AP	Power: AC 120V/60Hz
Test Mode: Transmit by 802.11ax-HE20 at 2462MHz	



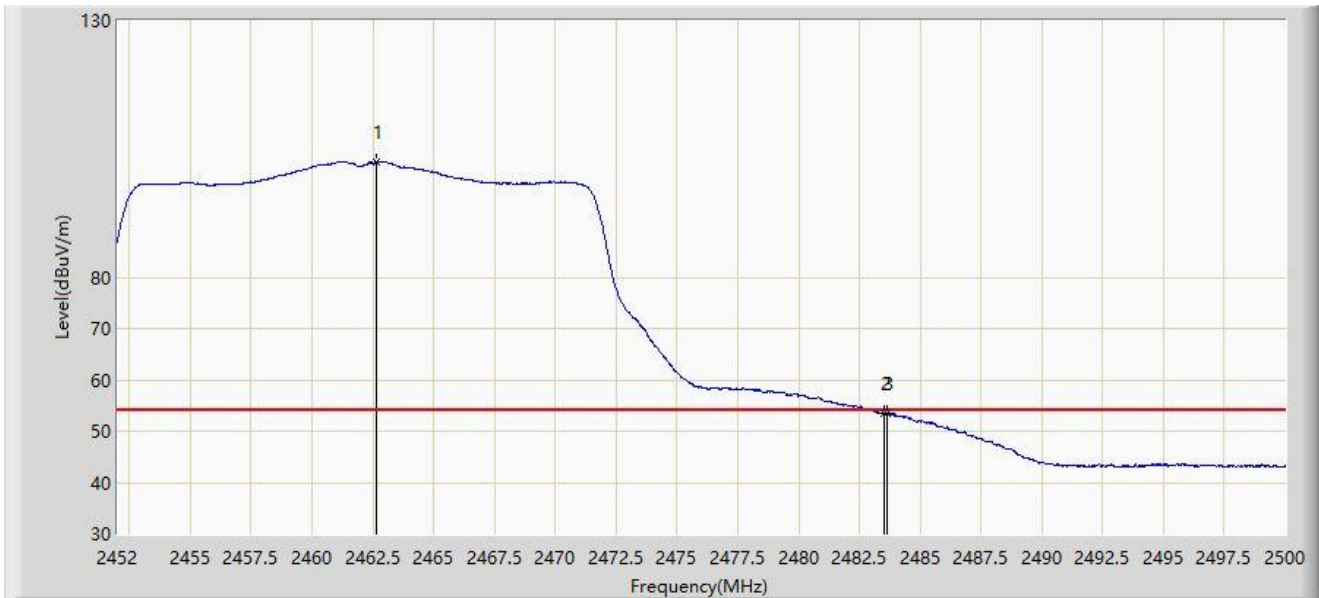
No	Mark	Frequency (MHz)	Measure Level (dB $\mu$ V/m)	Reading Level (dB $\mu$ V)	Margin (dB)	Limit (dB $\mu$ V/m)	Factor (dB/m)	Type
1		2461.672	113.176	81.951	N/A	N/A	31.225	PK
2		2483.500	66.435	35.209	-7.565	74.000	31.226	PK
3	*	2483.848	68.409	37.183	-5.591	74.000	31.226	PK

Note 1: " \* ", means this data is the worst emission level.

Note 2: Measure Level (dB $\mu$ V/m) = Reading Level (dB $\mu$ V) + Factor (dB/m).

Note 3: Factor (dB/m) = Cable Loss (dB) + Antenna Factor (dB/m).

Site: WZ-AC1	Test Date: 2024-03-06
Limit: FCC_2.4G_RE(3m)	Engineer: Frank Xue
Probe: BBHA9120D_1167_1-18GHz	Polarity: Vertical
EUT: Tri-band Wi-Fi 7 Mesh AP	Power: AC 120V/60Hz
Test Mode: Transmit by 802.11ax-HE20 at 2462MHz	



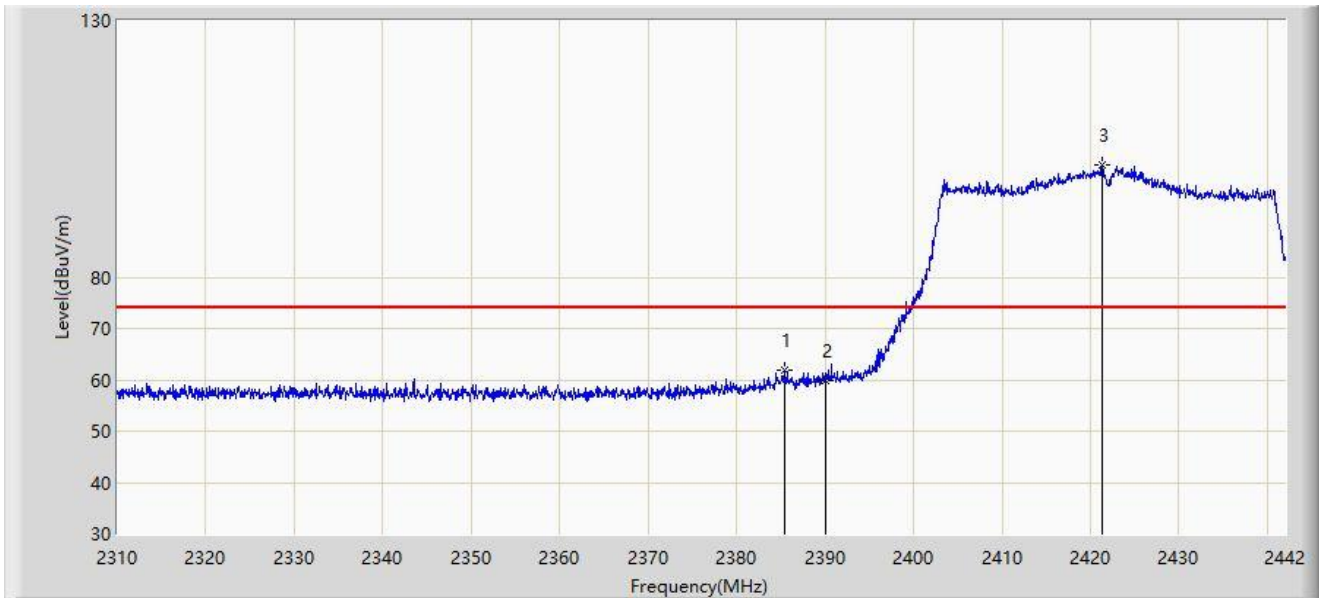
No	Mark	Frequency (MHz)	Measure Level (dB $\mu$ V/m)	Reading Level (dB $\mu$ V)	Margin (dB)	Limit (dB $\mu$ V/m)	Factor (dB/m)	Type
1		2462.656	102.441	71.216	N/A	N/A	31.225	AV
2		2483.500	53.449	22.223	-0.551	54.000	31.226	AV
3	*	2483.656	53.491	22.265	-0.509	54.000	31.226	AV

Note 1: " \* ", means this data is the worst emission level.

Note 2: Measure Level (dB $\mu$ V/m) = Reading Level (dB $\mu$ V) + Factor (dB/m).

Note 3: Factor (dB/m) = Cable Loss (dB) + Antenna Factor (dB/m).

Site: WZ-AC1	Test Date: 2024-03-06
Limit: FCC_2.4G_RE(3m)	Engineer: Frank Xue
Probe: BBHA9120D_1167_1-18GHz	Polarity: Horizontal
EUT: Tri-band Wi-Fi 7 Mesh AP	Power: AC 120V/60Hz
Test Mode: Transmit by 802.11ax-HE40 at 2422MHz	



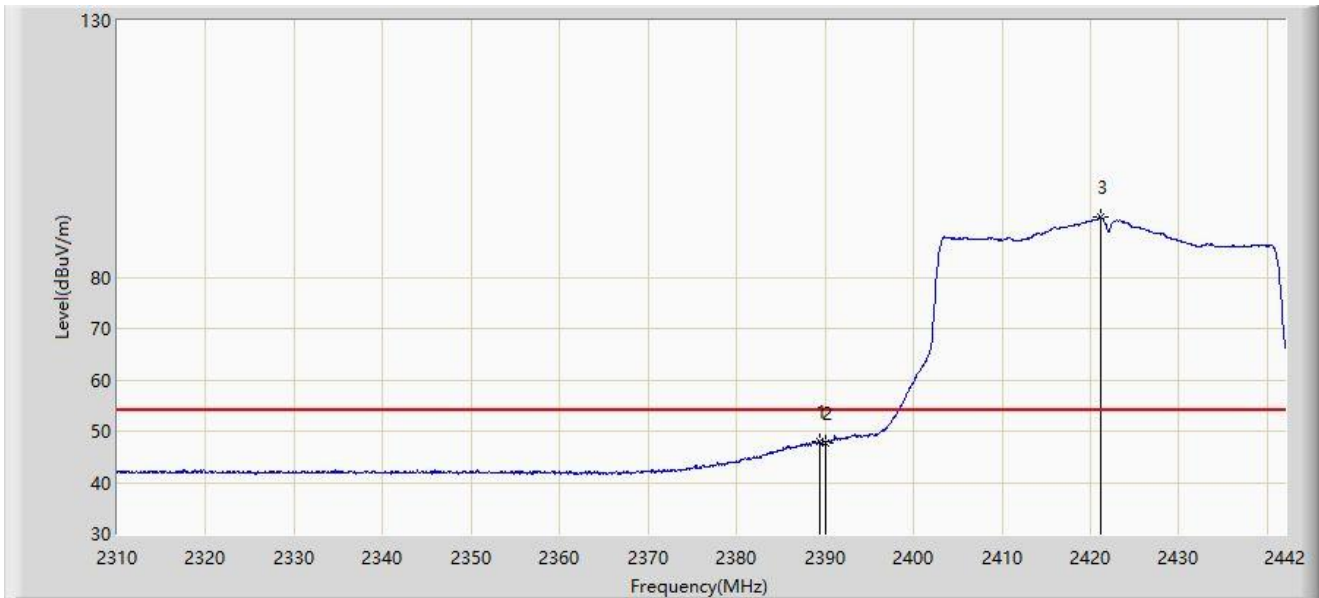
No	Mark	Frequency (MHz)	Measure Level (dBuV/m)	Reading Level (dBuV)	Margin (dB)	Limit (dBuV/m)	Factor (dB/m)	Type
1	*	2385.372	61.952	30.694	-12.048	74.000	31.257	PK
2		2390.000	59.823	28.569	-14.177	74.000	31.254	PK
3		2421.342	101.882	70.638	N/A	N/A	31.244	PK

Note 1: " \* ", means this data is the worst emission level.

Note 2: Measure Level (dBuV/m) = Reading Level (dBuV) + Factor (dB/m).

Note 3: Factor (dB/m) = Cable Loss (dB) + Antenna Factor (dB/m).

Site: WZ-AC1	Test Date: 2024-03-06
Limit: FCC_2.4G_RE(3m)	Engineer: Frank Xue
Probe: BBHA9120D_1167_1-18GHz	Polarity: Horizontal
EUT: Tri-band Wi-Fi 7 Mesh AP	Power: AC 120V/60Hz
Test Mode: Transmit by 802.11ax-HE40 at 2422MHz	



No	Mark	Frequency (MHz)	Measure Level (dB $\mu$ V/m)	Reading Level (dB $\mu$ V)	Margin (dB)	Limit (dB $\mu$ V/m)	Factor (dB/m)	Type
1	*	2389.332	48.052	16.798	-5.948	54.000	31.254	AV
2		2390.000	47.699	16.445	-6.301	54.000	31.254	AV
3		2421.078	91.647	60.403	N/A	N/A	31.244	AV

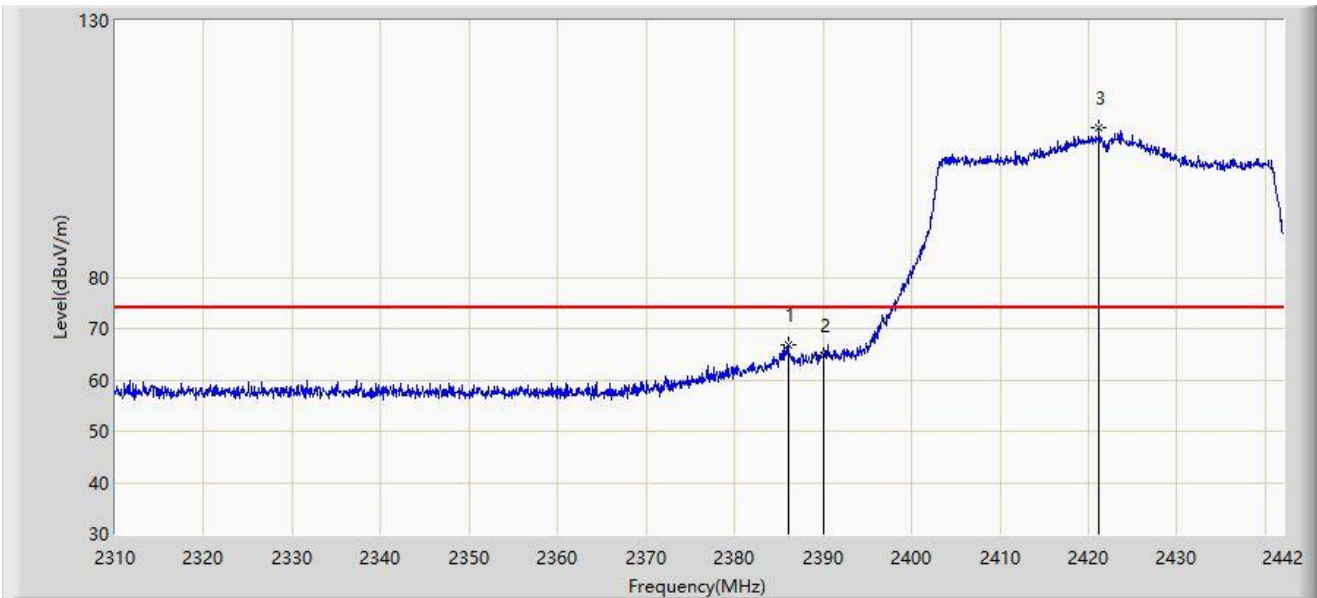
Note 1: " \* ", means this data is the worst emission level.

Note 2: Measure Level (dB $\mu$ V/m) = Reading Level (dB $\mu$ V) + Factor (dB/m).

Note 3: Factor (dB/m) = Cable Loss (dB) + Antenna Factor (dB/m).



Site: WZ-AC1	Test Date: 2024-03-06
Limit: FCC_2.4G_RE(3m)	Engineer: Frank Xue
Probe: BBHA9120D_1167_1-18GHz	Polarity: Vertical
EUT: Tri-band Wi-Fi 7 Mesh AP	Power: AC 120V/60Hz
Test Mode: Transmit by 802.11ax-HE40 at 2422MHz	



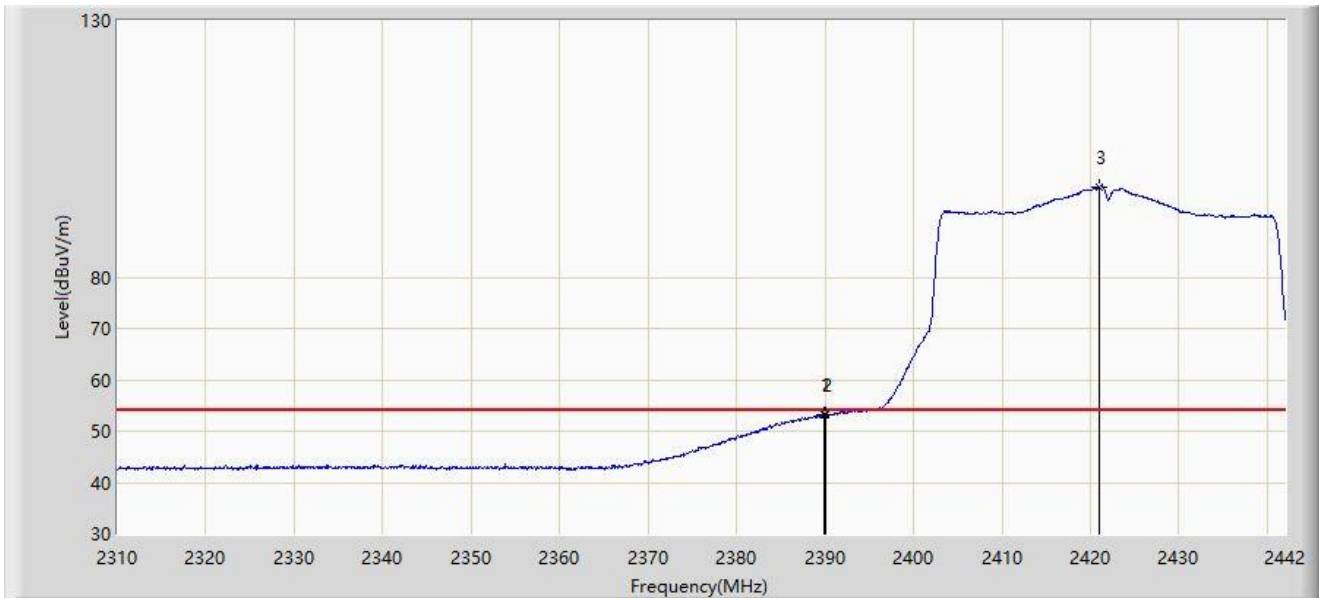
No	Mark	Frequency (MHz)	Measure Level (dB $\mu$ V/m)	Reading Level (dB $\mu$ V)	Margin (dB)	Limit (dB $\mu$ V/m)	Factor (dB/m)	Type
1	*	2386.032	66.913	35.656	-7.087	74.000	31.257	PK
2		2390.000	64.915	33.661	-9.085	74.000	31.254	PK
3		2421.210	109.000	77.756	N/A	N/A	31.244	PK

Note 1: " \* ", means this data is the worst emission level.

Note 2: Measure Level (dB $\mu$ V/m) = Reading Level (dB $\mu$ V) + Factor (dB/m).

Note 3: Factor (dB/m) = Cable Loss (dB) + Antenna Factor (dB/m).

Site: WZ-AC1	Test Date: 2024-03-06
Limit: FCC_2.4G_RE(3m)	Engineer: Frank Xue
Probe: BBHA9120D_1167_1-18GHz	Polarity: Vertical
EUT: Tri-band Wi-Fi 7 Mesh AP	Power: AC 120V/60Hz
Test Mode: Transmit by 802.11ax-HE40 at 2422MHz	



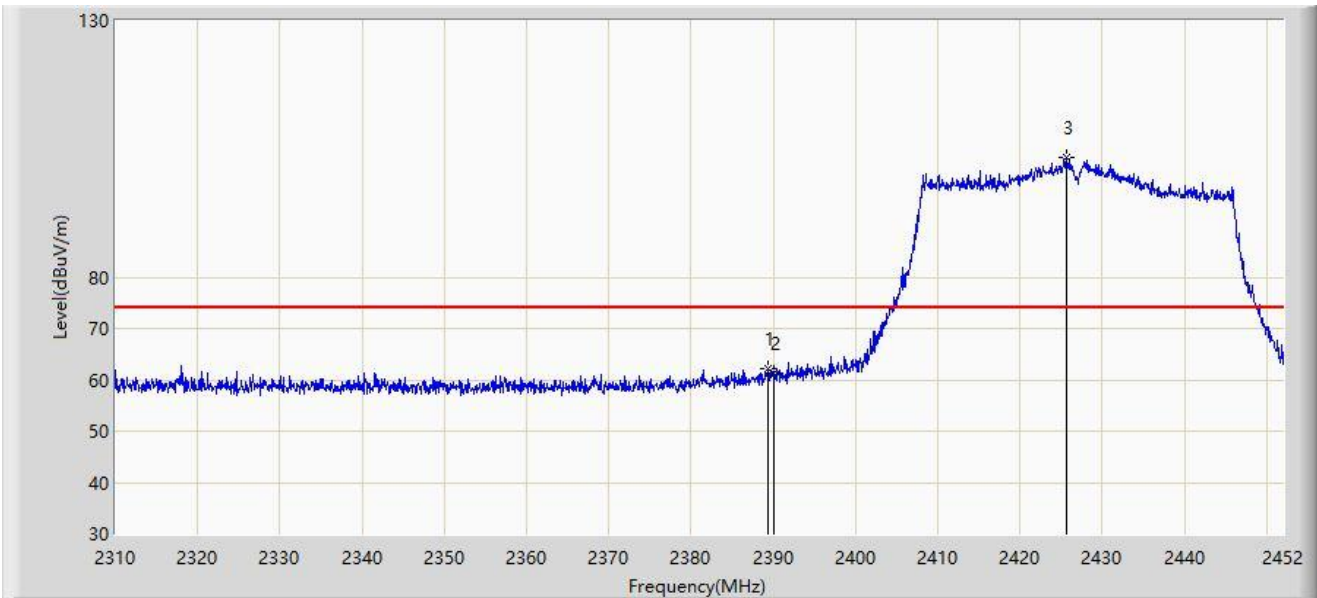
No	Mark	Frequency (MHz)	Measure Level (dB $\mu$ V/m)	Reading Level (dB $\mu$ V)	Margin (dB)	Limit (dB $\mu$ V/m)	Factor (dB/m)	Type
1	*	2389.860	53.221	21.967	-0.779	54.000	31.254	AV
2		2390.000	53.045	21.791	-0.955	54.000	31.254	AV
3		2421.012	97.664	66.419	N/A	N/A	31.244	AV

Note 1: " \* ", means this data is the worst emission level.

Note 2: Measure Level (dB $\mu$ V/m) = Reading Level (dB $\mu$ V) + Factor (dB/m).

Note 3: Factor (dB/m) = Cable Loss (dB) + Antenna Factor (dB/m).

Site: WZ-AC1	Test Date: 2024-03-28
Limit: FCC_2.4G_RE(3m)	Engineer: Carl Jiang
Probe: BBHA9120D_1167_1-18GHz	Polarity: Horizontal
EUT: Tri-band Wi-Fi 7 Mesh AP	Power: AC 120V/60Hz
Test Mode: Transmit by 802.11ax-HE40 at 2427MHz	



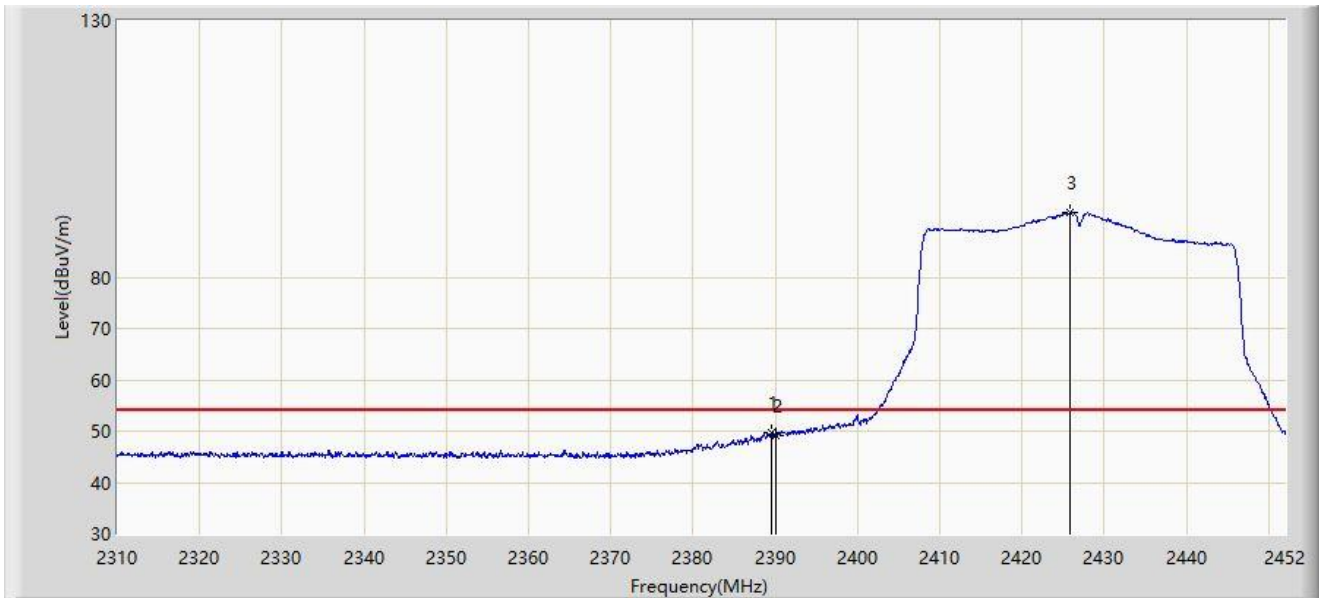
No	Mark	Frequency (MHz)	Measure Level (dB $\mu$ V/m)	Reading Level (dB $\mu$ V)	Margin (dB)	Limit (dB $\mu$ V/m)	Factor (dB/m)	Type
1	*	2389.307	62.146	30.892	-11.854	74.000	31.254	PK
2		2390.000	61.309	30.055	-12.691	74.000	31.254	PK
3		2425.588	103.199	71.968	N/A	N/A	31.231	PK

Note 1: " \* ", means this data is the worst emission level.

Note 2: Measure Level (dB $\mu$ V/m) = Reading Level (dB $\mu$ V) + Factor (dB/m).

Note 3: Factor (dB/m) = Cable Loss (dB) + Antenna Factor (dB/m).

Site: WZ-AC1	Test Date: 2024-03-28
Limit: FCC_2.4G_RE(3m)	Engineer: Carl Jiang
Probe: BBHA9120D_1167_1-18GHz	Polarity: Horizontal
EUT: Tri-band Wi-Fi 7 Mesh AP	Power: AC 120V/60Hz
Test Mode: Transmit by 802.11ax-HE40 at 2427MHz	



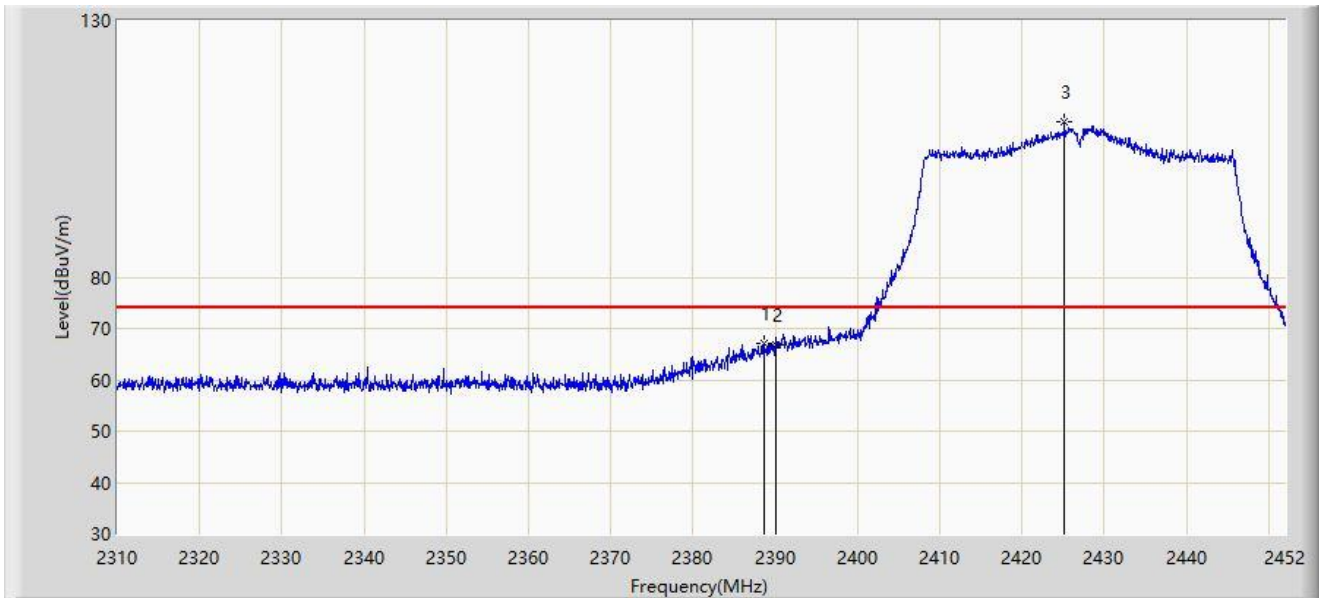
No	Mark	Frequency (MHz)	Measure Level (dB $\mu$ V/m)	Reading Level (dB $\mu$ V)	Margin (dB)	Limit (dB $\mu$ V/m)	Factor (dB/m)	Type
1	*	2389.591	49.611	18.357	-4.389	54.000	31.254	AV
2		2390.000	49.063	17.809	-4.937	54.000	31.254	AV
3		2425.872	92.635	61.405	N/A	N/A	31.230	AV

Note 1: " \* ", means this data is the worst emission level.

Note 2: Measure Level (dB $\mu$ V/m) = Reading Level (dB $\mu$ V) + Factor (dB/m).

Note 3: Factor (dB/m) = Cable Loss (dB) + Antenna Factor (dB/m).

Site: WZ-AC1	Test Date: 2024-03-28
Limit: FCC_2.4G_RE(3m)	Engineer: Carl Jiang
Probe: BBHA9120D_1167_1-18GHz	Polarity: Vertical
EUT: Tri-band Wi-Fi 7 Mesh AP	Power: AC 120V/60Hz
Test Mode: Transmit by 802.11ax-HE40 at 2427MHz	



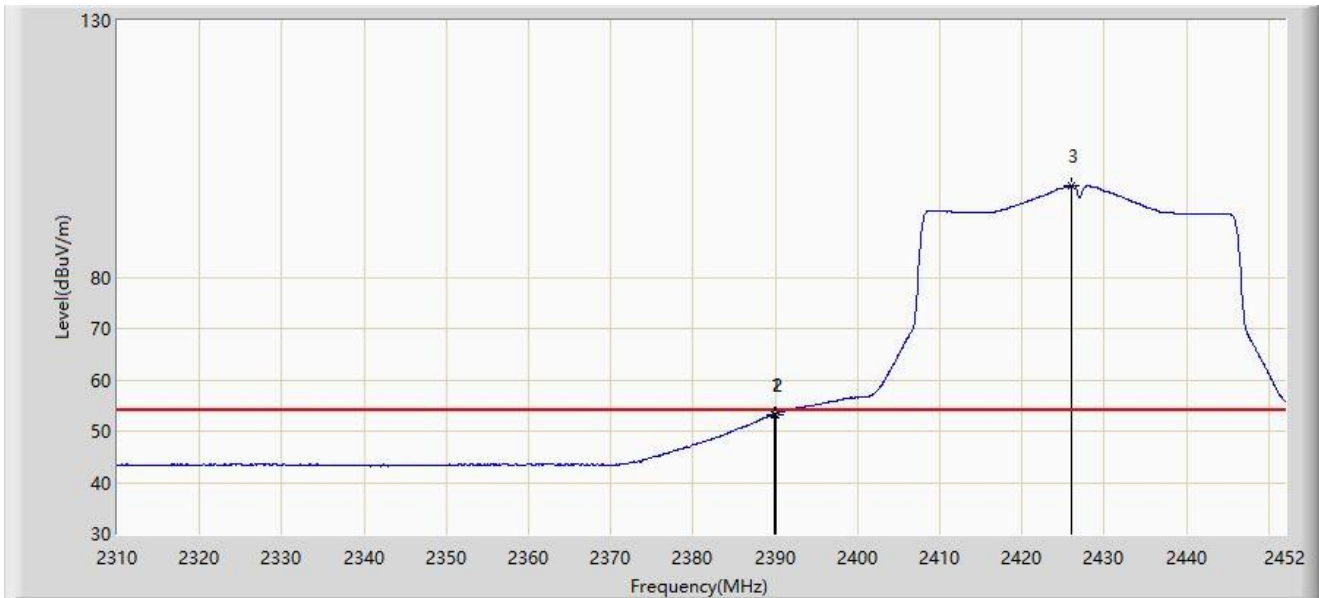
No	Mark	Frequency (MHz)	Measure Level (dB $\mu$ V/m)	Reading Level (dB $\mu$ V)	Margin (dB)	Limit (dB $\mu$ V/m)	Factor (dB/m)	Type
1	*	2388.739	66.988	35.733	-7.012	74.000	31.255	PK
2		2390.000	66.815	35.561	-7.185	74.000	31.254	PK
3		2425.162	110.417	79.185	N/A	N/A	31.232	PK

Note 1: " \* ", means this data is the worst emission level.

Note 2: Measure Level (dB $\mu$ V/m) = Reading Level (dB $\mu$ V) + Factor (dB/m).

Note 3: Factor (dB/m) = Cable Loss (dB) + Antenna Factor (dB/m).

Site: WZ-AC1	Test Date: 2024-03-28
Limit: FCC_2.4G_RE(3m)	Engineer: Carl Jiang
Probe: BBHA9120D_1167_1-18GHz	Polarity: Vertical
EUT: Tri-band Wi-Fi 7 Mesh AP	Power: AC 120V/60Hz
Test Mode: Transmit by 802.11ax-HE40 at 2427MHz	



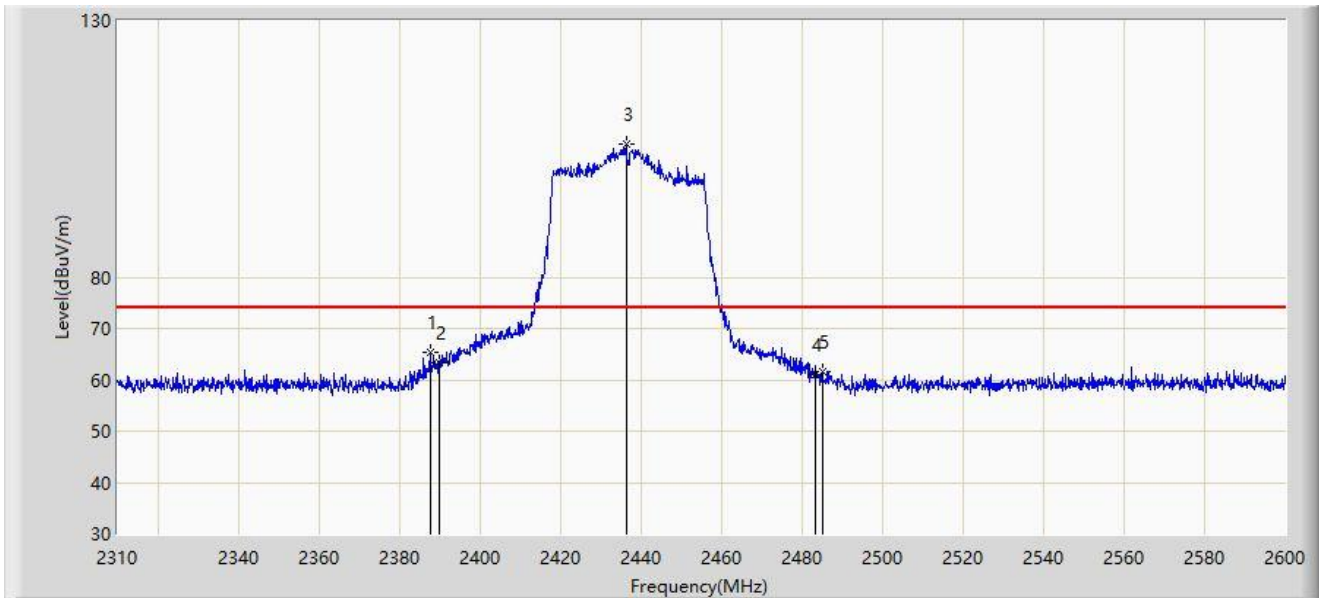
No	Mark	Frequency (MHz)	Measure Level (dB $\mu$ V/m)	Reading Level (dB $\mu$ V)	Margin (dB)	Limit (dB $\mu$ V/m)	Factor (dB/m)	Type
1	*	2389.875	53.325	22.071	-0.675	54.000	31.254	AV
2		2390.000	53.299	22.045	-0.701	54.000	31.254	AV
3		2425.943	97.896	66.666	N/A	N/A	31.230	AV

Note 1: " \* ", means this data is the worst emission level.

Note 2: Measure Level (dB $\mu$ V/m) = Reading Level (dB $\mu$ V) + Factor (dB/m).

Note 3: Factor (dB/m) = Cable Loss (dB) + Antenna Factor (dB/m).

Site: WZ-AC1	Test Date: 2024-03-28
Limit: FCC_2.4G_RE(3m)	Engineer: Carl Jiang
Probe: BBHA9120D_1167_1-18GHz	Polarity: Horizontal
EUT: Tri-band Wi-Fi 7 Mesh AP	Power: AC 120V/60Hz
Test Mode: Transmit by 802.11ax-HE40 at 2437MHz	



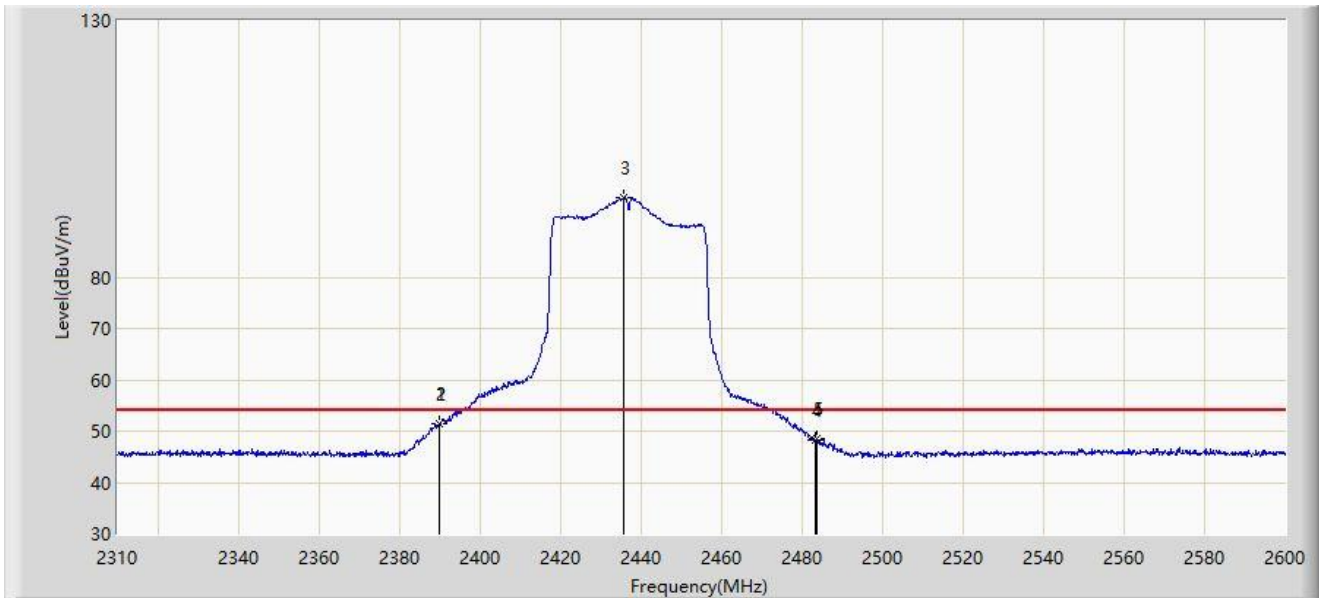
No	Mark	Frequency (MHz)	Measure Level (dBμV/m)	Reading Level (dBμV)	Margin (dB)	Limit (dBμV/m)	Factor (dB/m)	Type
1	*	2387.720	65.265	34.009	-8.735	74.000	31.256	PK
2		2390.000	63.277	32.023	-10.723	74.000	31.254	PK
3		2436.295	105.823	74.616	N/A	N/A	31.207	PK
4		2483.500	61.061	29.835	-12.939	74.000	31.226	PK
5		2485.015	61.621	30.394	-12.379	74.000	31.227	PK

Note 1: " \* ", means this data is the worst emission level.

Note 2: Measure Level (dBμV/m) = Reading Level (dBμV) + Factor (dB/m).

Note 3: Factor (dB/m) = Cable Loss (dB) + Antenna Factor (dB/m).

Site: WZ-AC1	Test Date: 2024-03-28
Limit: FCC_2.4G_RE(3m)	Engineer: Carl Jiang
Probe: BBHA9120D_1167_1-18GHz	Polarity: Horizontal
EUT: Tri-band Wi-Fi 7 Mesh AP	Power: AC 120V/60Hz
Test Mode: Transmit by 802.11ax-HE40 at 2437MHz	



No	Mark	Frequency (MHz)	Measure Level (dBμV/m)	Reading Level (dBμV)	Margin (dB)	Limit (dBμV/m)	Factor (dB/m)	Type
1	*	2389.895	51.516	20.262	-2.484	54.000	31.254	AV
2		2390.000	51.388	20.134	-2.612	54.000	31.254	AV
3		2435.860	95.401	64.193	N/A	N/A	31.208	AV
4		2483.500	48.199	16.973	-5.801	54.000	31.226	AV
5		2483.710	48.609	17.383	-5.391	54.000	31.226	AV

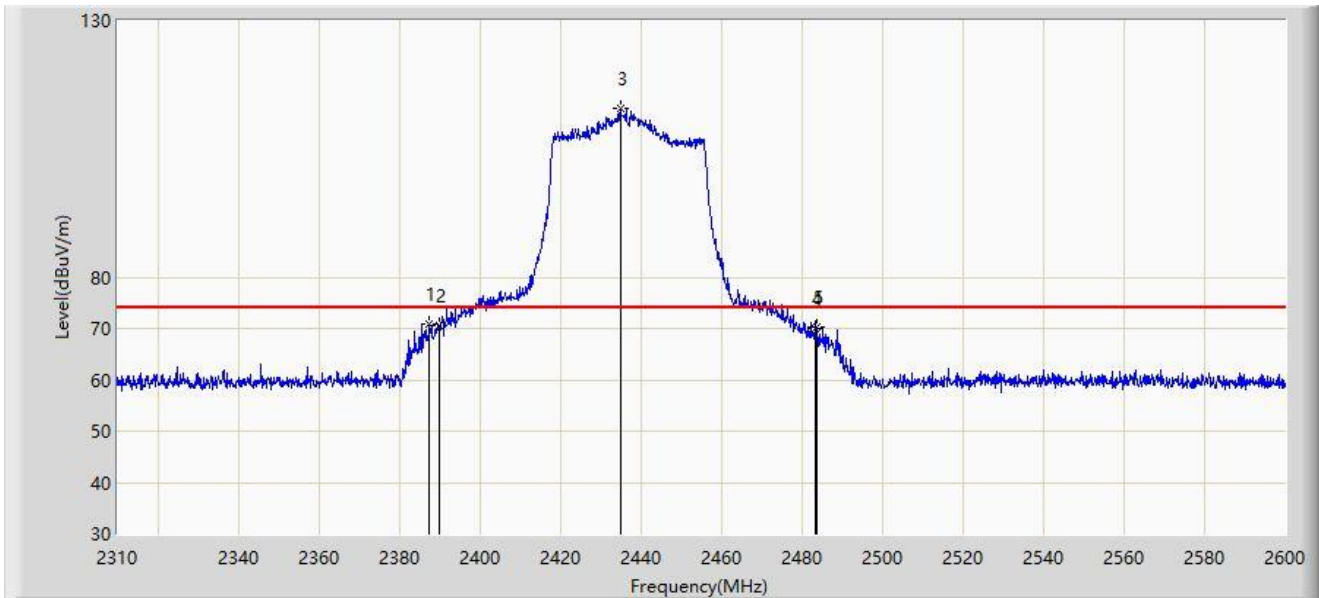
Note 1: " \* ", means this data is the worst emission level.

Note 2: Measure Level (dBμV/m) = Reading Level (dBμV) + Factor (dB/m).

Note 3: Factor (dB/m) = Cable Loss (dB) + Antenna Factor (dB/m).



Site: WZ-AC1	Test Date: 2024-03-28
Limit: FCC_2.4G_RE(3m)	Engineer: Carl Jiang
Probe: BBHA9120D_1167_1-18GHz	Polarity: Vertical
EUT: Tri-band Wi-Fi 7 Mesh AP	Power: AC 120V/60Hz
Test Mode: Transmit by 802.11ax-HE40 at 2437MHz	



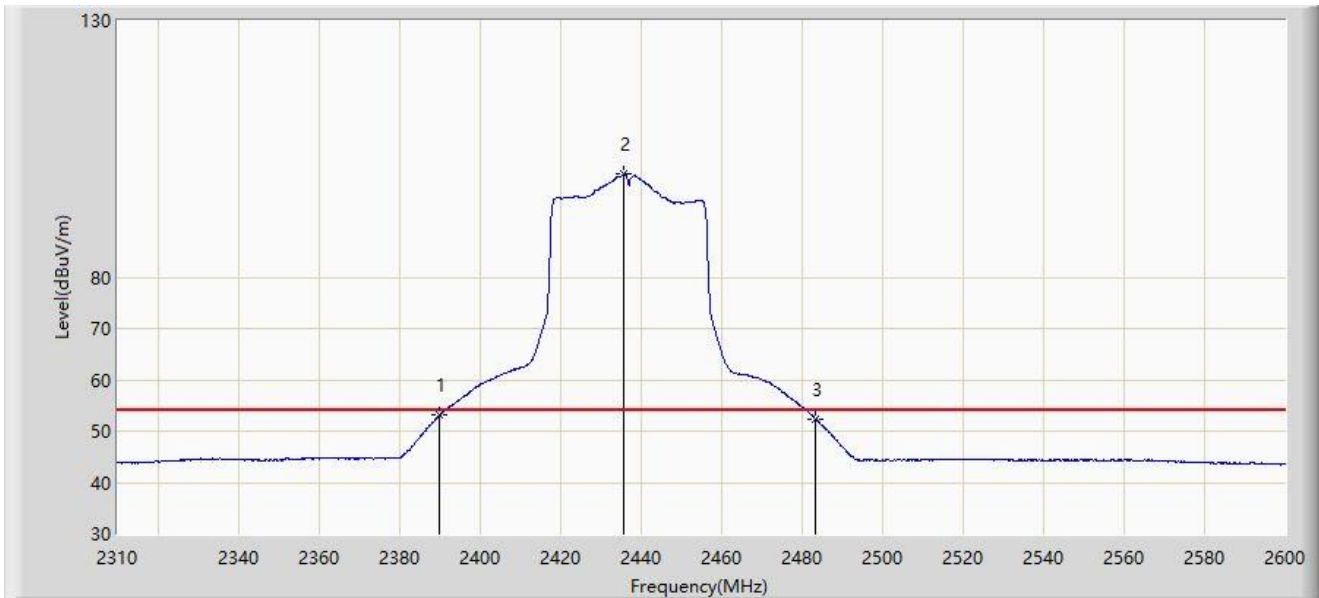
No	Mark	Frequency (MHz)	Measure Level (dB $\mu$ V/m)	Reading Level (dB $\mu$ V)	Margin (dB)	Limit (dB $\mu$ V/m)	Factor (dB/m)	Type
1	*	2387.575	70.736	39.480	-3.264	74.000	31.255	PK
2		2390.000	70.617	39.363	-3.383	74.000	31.254	PK
3		2434.990	113.020	81.811	N/A	N/A	31.209	PK
4		2483.500	70.073	38.847	-3.927	74.000	31.226	PK
5		2483.855	70.285	39.059	-3.715	74.000	31.226	PK

Note 1: " \* ", means this data is the worst emission level.

Note 2: Measure Level (dB $\mu$ V/m) = Reading Level (dB $\mu$ V) + Factor (dB/m).

Note 3: Factor (dB/m) = Cable Loss (dB) + Antenna Factor (dB/m).

Site: WZ-AC1	Test Date: 2024-03-28
Limit: FCC_2.4G_RE(3m)	Engineer: Carl Jiang
Probe: BBHA9120D_1167_1-18GHz	Polarity: Vertical
EUT: Tri-band Wi-Fi 7 Mesh AP	Power: AC 120V/60Hz
Test Mode: Transmit by 802.11ax-HE40 at 2437MHz	



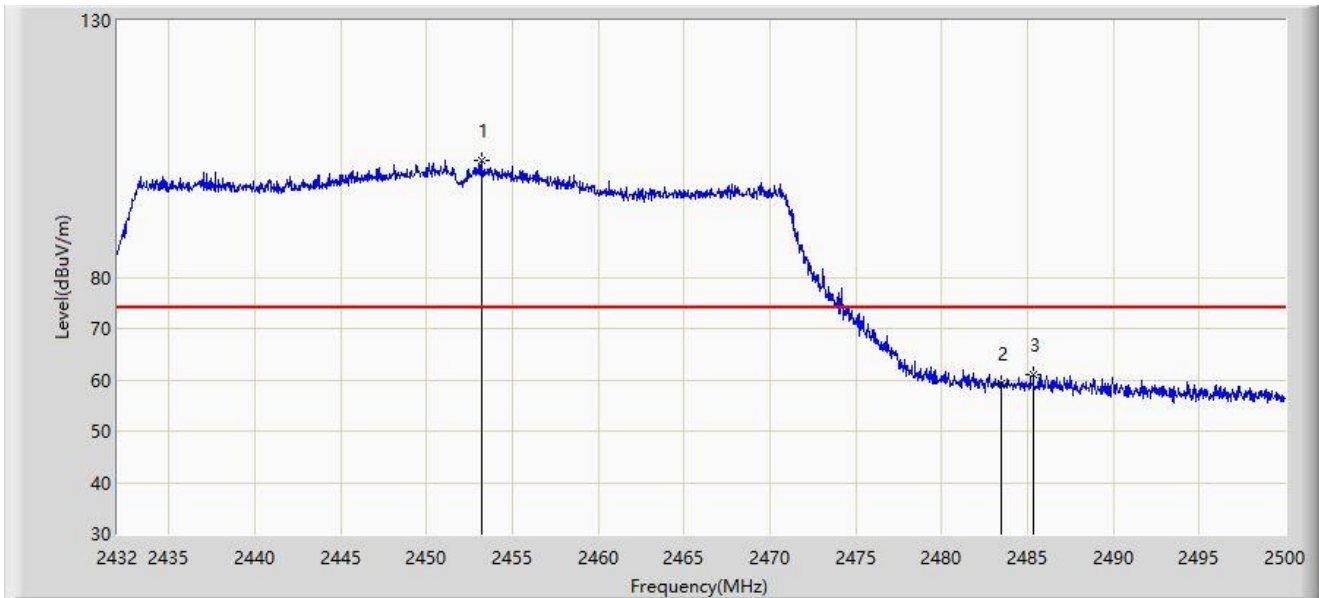
No	Mark	Frequency (MHz)	Measure Level (dBuV/m)	Reading Level (dBuV)	Margin (dB)	Limit (dBuV/m)	Factor (dB/m)	Type
1	*	2390.000	53.113	21.859	-0.887	54.000	31.254	AV
2		2435.715	100.039	68.831	N/A	N/A	31.208	AV
3		2483.500	52.358	21.132	-1.642	54.000	31.226	AV

Note 1: " \* ", means this data is the worst emission level.

Note 2: Measure Level (dBuV/m) = Reading Level (dBuV) + Factor (dB/m).

Note 3: Factor (dB/m) = Cable Loss (dB) + Antenna Factor (dB/m).

Site: WZ-AC1	Test Date: 2024-03-06
Limit: FCC_2.4G_RE(3m)	Engineer: Frank Xue
Probe: BBHA9120D_1167_1-18GHz	Polarity: Horizontal
EUT: Tri-band Wi-Fi 7 Mesh AP	Power: AC 120V/60Hz
Test Mode: Transmit by 802.11ax-HE40 at 2452MHz	



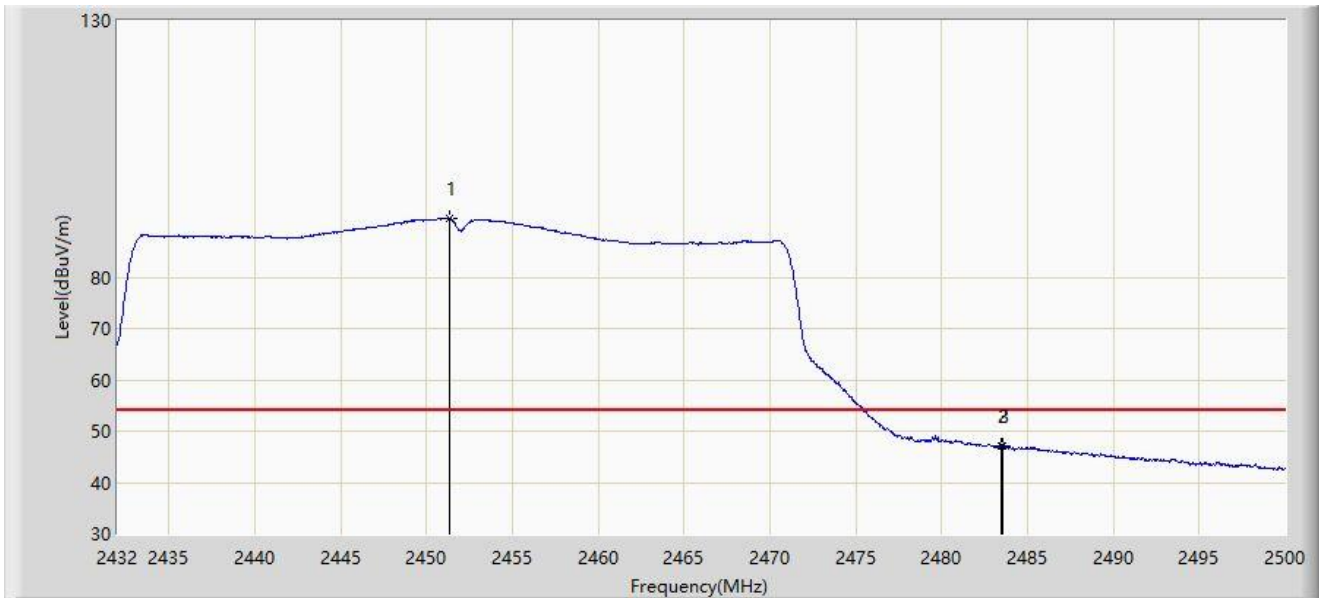
No	Mark	Frequency (MHz)	Measure Level (dB $\mu$ V/m)	Reading Level (dB $\mu$ V)	Margin (dB)	Limit (dB $\mu$ V/m)	Factor (dB/m)	Type
1		2453.182	102.686	71.459	N/A	N/A	31.227	PK
2		2483.500	59.228	28.002	-14.772	74.000	31.226	PK
3	*	2485.346	61.057	29.829	-12.943	74.000	31.228	PK

Note 1: " \* ", means this data is the worst emission level.

Note 2: Measure Level (dB $\mu$ V/m) = Reading Level (dB $\mu$ V) + Factor (dB/m).

Note 3: Factor (dB/m) = Cable Loss (dB) + Antenna Factor (dB/m).

Site: WZ-AC1	Test Date: 2024-03-06
Limit: FCC_2.4G_RE(3m)	Engineer: Frank Xue
Probe: BBHA9120D_1167_1-18GHz	Polarity: Horizontal
EUT: Tri-band Wi-Fi 7 Mesh AP	Power: AC 120V/60Hz
Test Mode: Transmit by 802.11ax-HE40 at 2452MHz	



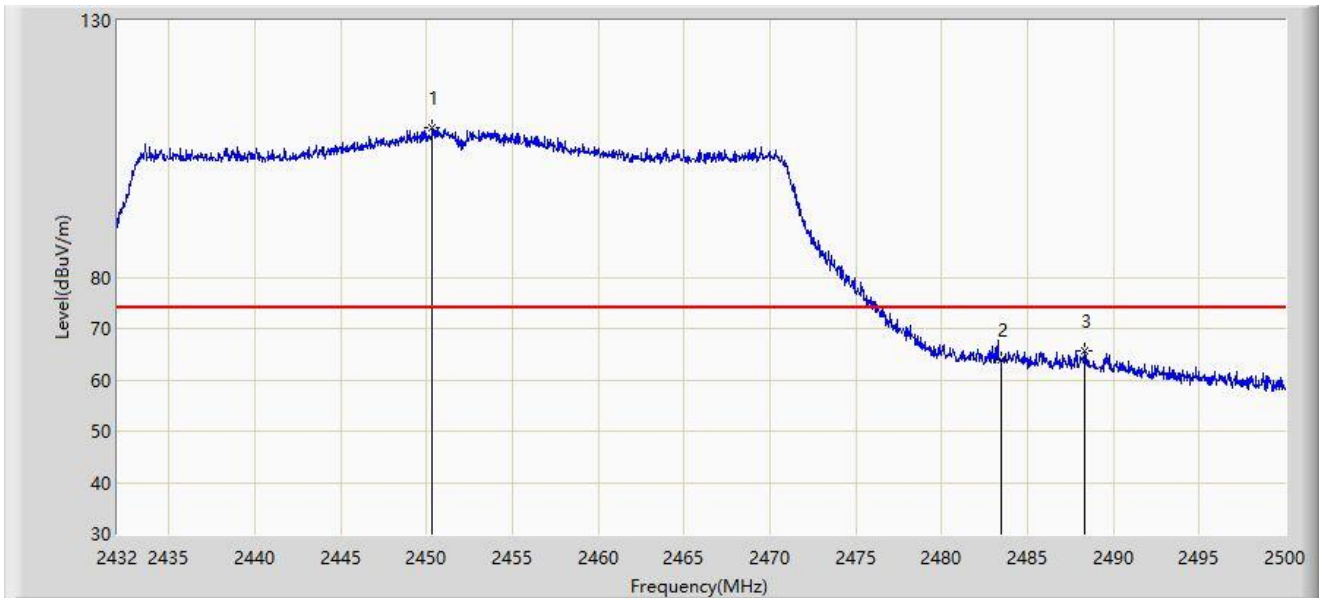
No	Mark	Frequency (MHz)	Measure Level (dB $\mu$ V/m)	Reading Level (dB $\mu$ V)	Margin (dB)	Limit (dB $\mu$ V/m)	Factor (dB/m)	Type
1		2451.312	91.488	60.264	N/A	N/A	31.224	AV
2		2483.500	47.051	15.825	-6.949	54.000	31.226	AV
3	*	2483.578	47.133	15.907	-6.867	54.000	31.226	AV

Note 1: " \* ", means this data is the worst emission level.

Note 2: Measure Level (dB $\mu$ V/m) = Reading Level (dB $\mu$ V) + Factor (dB/m).

Note 3: Factor (dB/m) = Cable Loss (dB) + Antenna Factor (dB/m).

Site: WZ-AC1	Test Date: 2024-03-06
Limit: FCC_2.4G_RE(3m)	Engineer: Frank Xue
Probe: BBHA9120D_1167_1-18GHz	Polarity: Vertical
EUT: Tri-band Wi-Fi 7 Mesh AP	Power: AC 120V/60Hz
Test Mode: Transmit by 802.11ax-HE40 at 2452MHz	



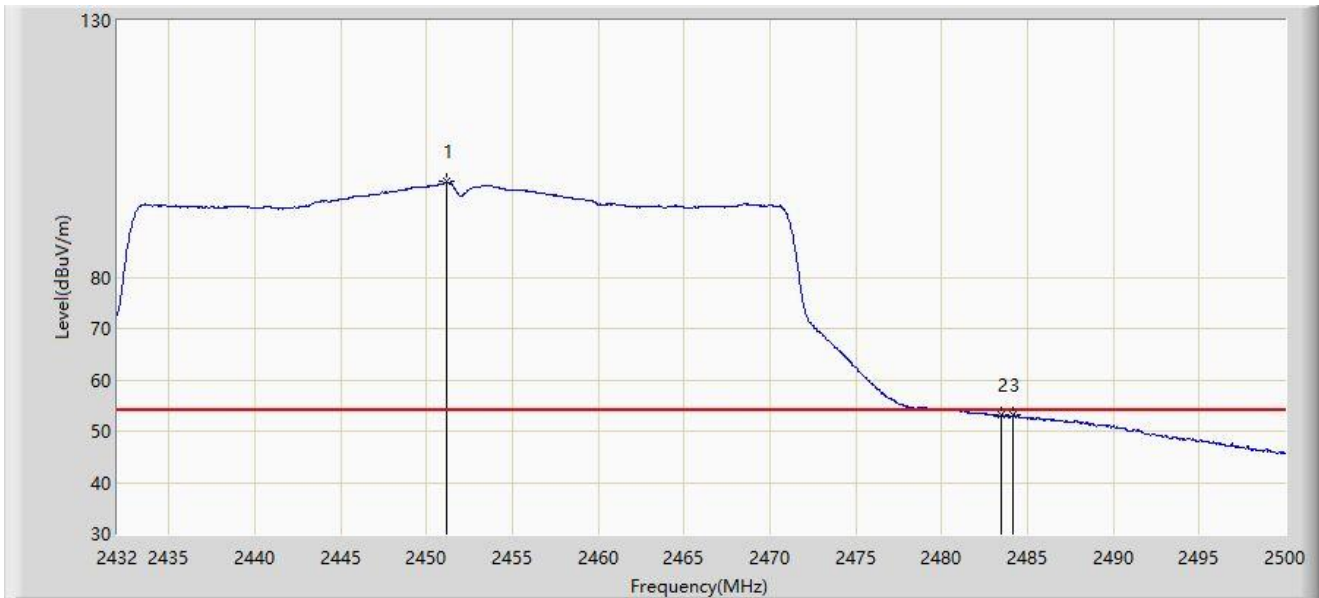
No	Mark	Frequency (MHz)	Measure Level (dB $\mu$ V/m)	Reading Level (dB $\mu$ V)	Margin (dB)	Limit (dB $\mu$ V/m)	Factor (dB/m)	Type
1		2450.326	109.061	77.838	N/A	N/A	31.223	PK
2		2483.500	63.932	32.706	-10.068	74.000	31.226	PK
3	*	2488.304	65.734	34.504	-8.266	74.000	31.230	PK

Note 1: " \* ", means this data is the worst emission level.

Note 2: Measure Level (dB $\mu$ V/m) = Reading Level (dB $\mu$ V) + Factor (dB/m).

Note 3: Factor (dB/m) = Cable Loss (dB) + Antenna Factor (dB/m).

Site: WZ-AC1	Test Date: 2024-03-06
Limit: FCC_2.4G_RE(3m)	Engineer: Frank Xue
Probe: BBHA9120D_1167_1-18GHz	Polarity: Vertical
EUT: Tri-band Wi-Fi 7 Mesh AP	Power: AC 120V/60Hz
Test Mode: Transmit by 802.11ax-HE40 at 2452MHz	



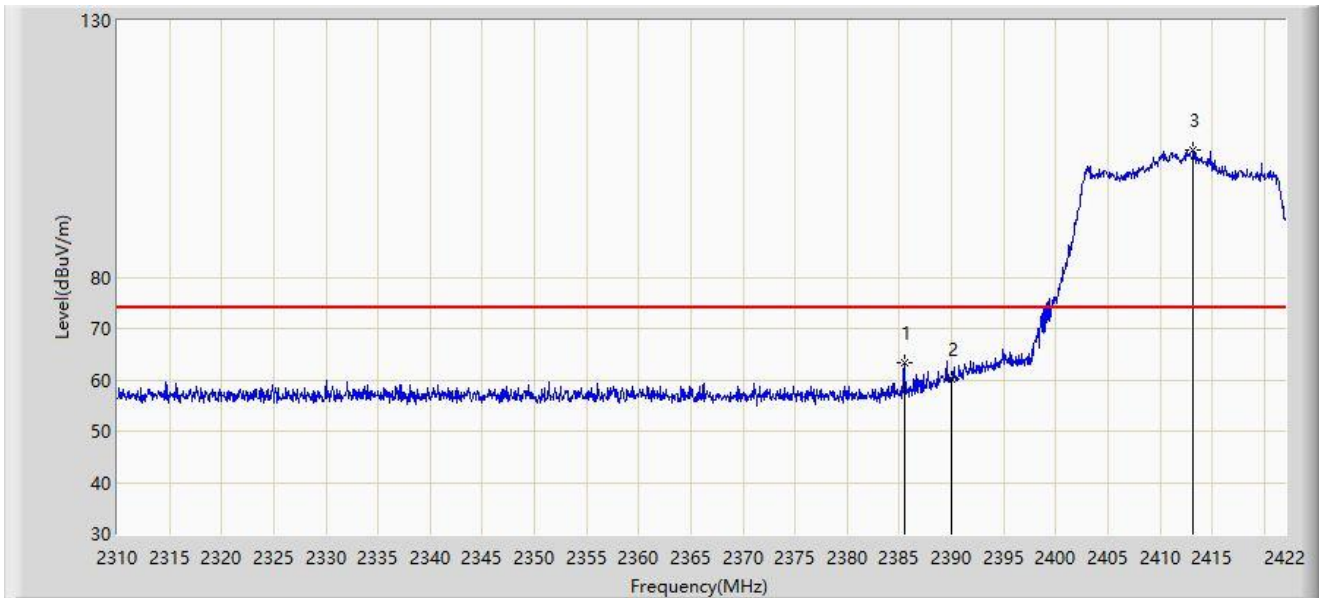
No	Mark	Frequency (MHz)	Measure Level (dB $\mu$ V/m)	Reading Level (dB $\mu$ V)	Margin (dB)	Limit (dB $\mu$ V/m)	Factor (dB/m)	Type
1		2451.210	98.560	67.336	N/A	N/A	31.224	AV
2		2483.500	53.109	21.883	-0.891	54.000	31.226	AV
3	*	2484.190	53.183	21.956	-0.817	54.000	31.227	AV

Note 1: " \* ", means this data is the worst emission level.

Note 2: Measure Level (dB $\mu$ V/m) = Reading Level (dB $\mu$ V) + Factor (dB/m).

Note 3: Factor (dB/m) = Cable Loss (dB) + Antenna Factor (dB/m).

Site: WZ-AC1	Test Date: 2024-03-07
Limit: FCC_2.4G_RE(3m)	Engineer: Frank Xue
Probe: BBHA9120D_1167_1-18GHz	Polarity: Horizontal
EUT: Tri-band Wi-Fi 7 Mesh AP	Power: AC 120V/60Hz
Test Mode: Transmit by 802.11be-EHT20 at 2412MHz	



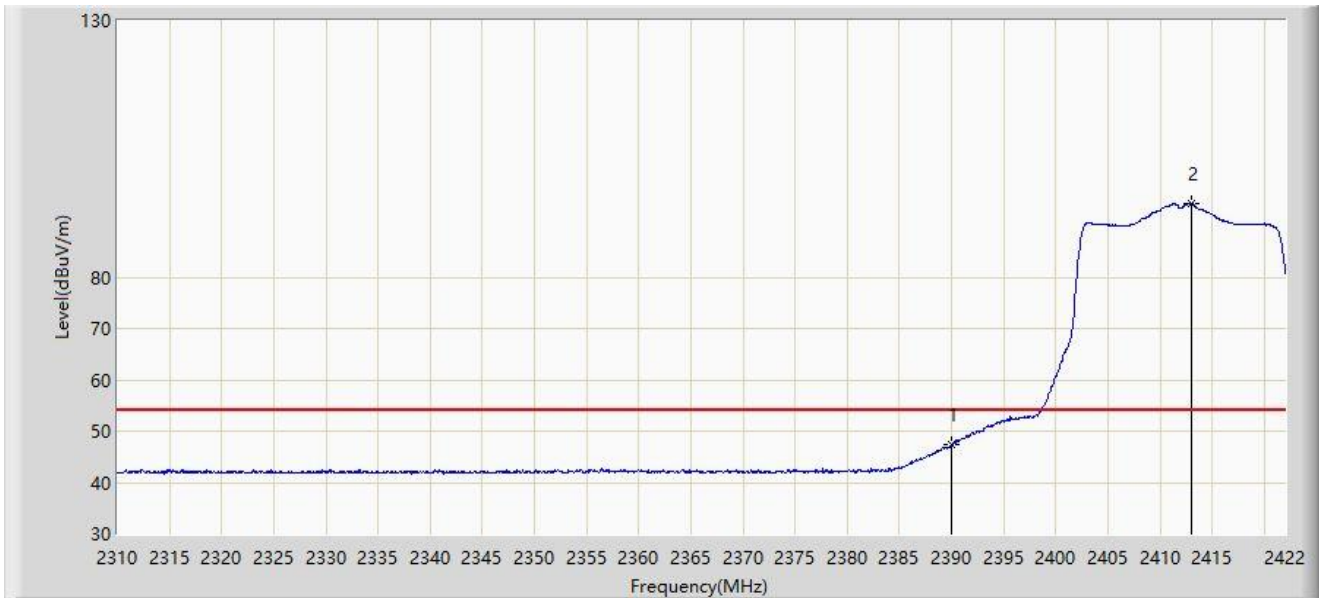
No	Mark	Frequency (MHz)	Measure Level (dB $\mu$ V/m)	Reading Level (dB $\mu$ V)	Margin (dB)	Limit (dB $\mu$ V/m)	Factor (dB/m)	Type
1	*	2385.488	63.375	32.117	-10.625	74.000	31.257	PK
2		2390.000	60.288	29.034	-13.712	74.000	31.254	PK
3		2413.152	104.829	73.577	N/A	N/A	31.252	PK

Note 1: " \* ", means this data is the worst emission level.

Note 2: Measure Level (dB $\mu$ V/m) = Reading Level (dB $\mu$ V) + Factor (dB/m).

Note 3: Factor (dB/m) = Cable Loss (dB) + Antenna Factor (dB/m).

Site: WZ-AC1	Test Date: 2024-03-07
Limit: FCC_2.4G_RE(3m)	Engineer: Frank Xue
Probe: BBHA9120D_1167_1-18GHz	Polarity: Horizontal
EUT: Tri-band Wi-Fi 7 Mesh AP	Power: AC 120V/60Hz
Test Mode: Transmit by 802.11be-EHT20 at 2412MHz	



No	Mark	Frequency (MHz)	Measure Level (dB $\mu$ V/m)	Reading Level (dB $\mu$ V)	Margin (dB)	Limit (dB $\mu$ V/m)	Factor (dB/m)	Type
1	*	2390.000	47.345	16.091	-6.655	54.000	31.254	AV
2		2413.040	94.455	63.203	N/A	N/A	31.252	AV

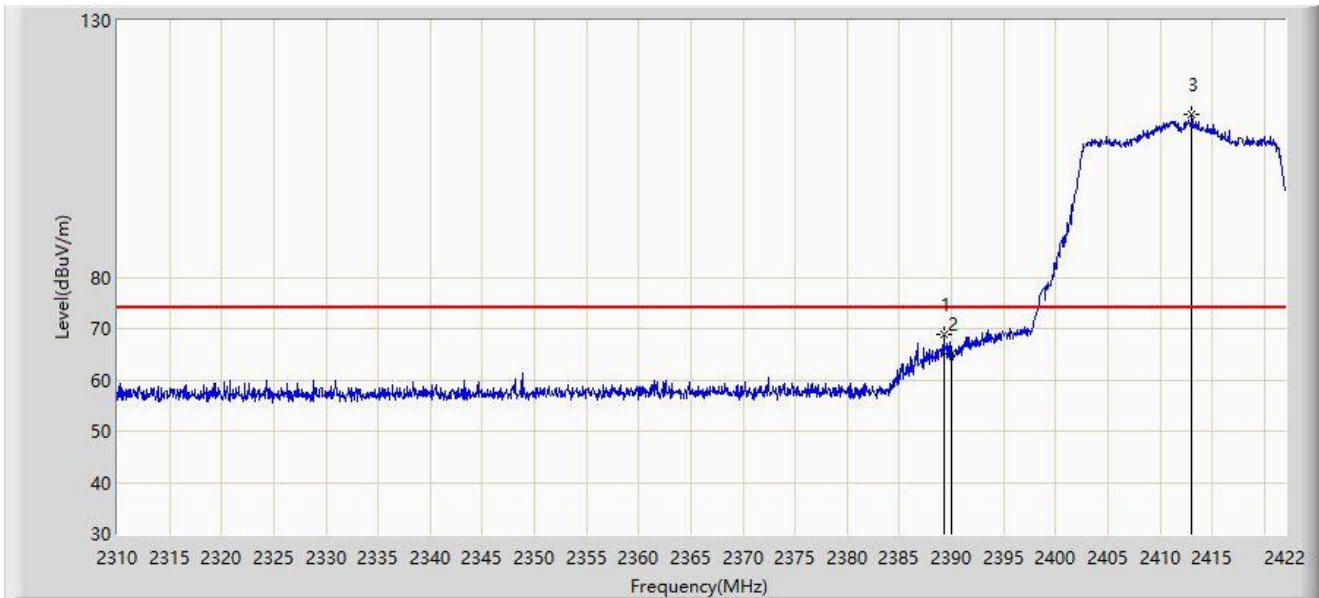
Note 1: " \* ", means this data is the worst emission level.

Note 2: Measure Level (dB $\mu$ V/m) = Reading Level (dB $\mu$ V) + Factor (dB/m).

Note 3: Factor (dB/m) = Cable Loss (dB) + Antenna Factor (dB/m).



Site: WZ-AC1	Test Date: 2024-03-07
Limit: FCC_2.4G_RE(3m)	Engineer: Frank Xue
Probe: BBHA9120D_1167_1-18GHz	Polarity: Vertical
EUT: Tri-band Wi-Fi 7 Mesh AP	Power: AC 120V/60Hz
Test Mode: Transmit by 802.11be-EHT20 at 2412MHz	



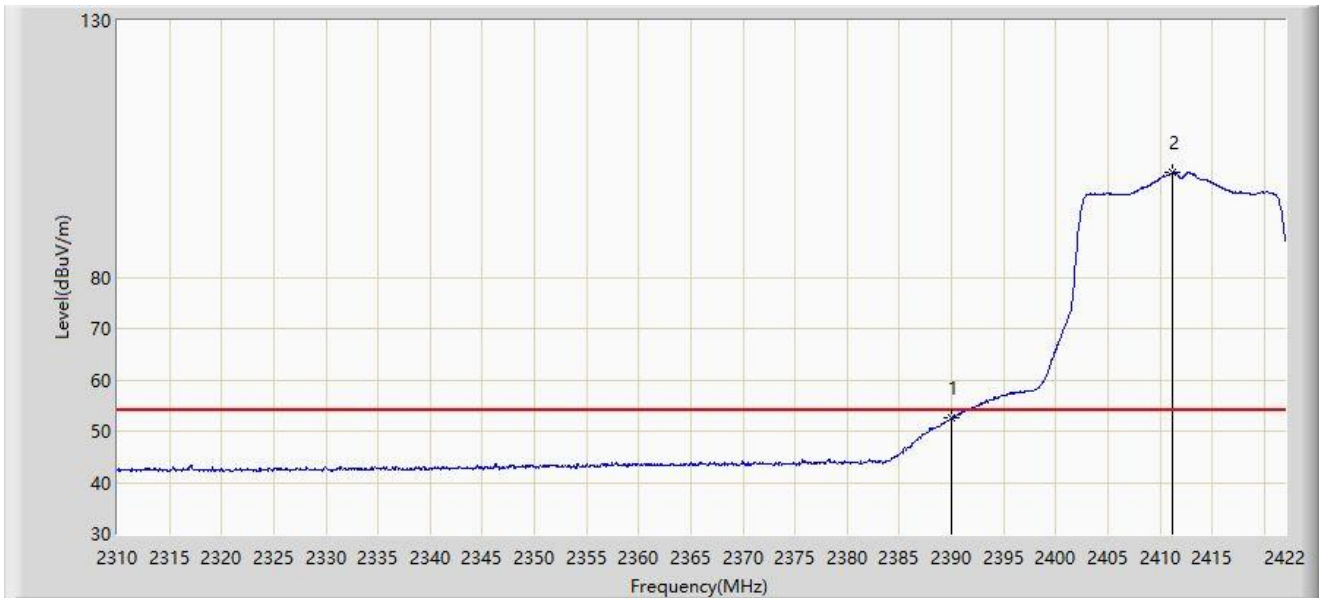
No	Mark	Frequency (MHz)	Measure Level (dB $\mu$ V/m)	Reading Level (dB $\mu$ V)	Margin (dB)	Limit (dB $\mu$ V/m)	Factor (dB/m)	Type
1	*	2389.240	68.790	37.536	-5.210	74.000	31.254	PK
2		2390.000	65.119	33.865	-8.881	74.000	31.254	PK
3		2413.040	111.801	80.549	N/A	N/A	31.252	PK

Note 1: " \* ", means this data is the worst emission level.

Note 2: Measure Level (dB $\mu$ V/m) = Reading Level (dB $\mu$ V) + Factor (dB/m).

Note 3: Factor (dB/m) = Cable Loss (dB) + Antenna Factor (dB/m).

Site: WZ-AC1	Test Date: 2024-03-07
Limit: FCC_2.4G_RE(3m)	Engineer: Frank Xue
Probe: BBHA9120D_1167_1-18GHz	Polarity: Vertical
EUT: Tri-band Wi-Fi 7 Mesh AP	Power: AC 120V/60Hz
Test Mode: Transmit by 802.11be-EHT20 at 2412MHz	



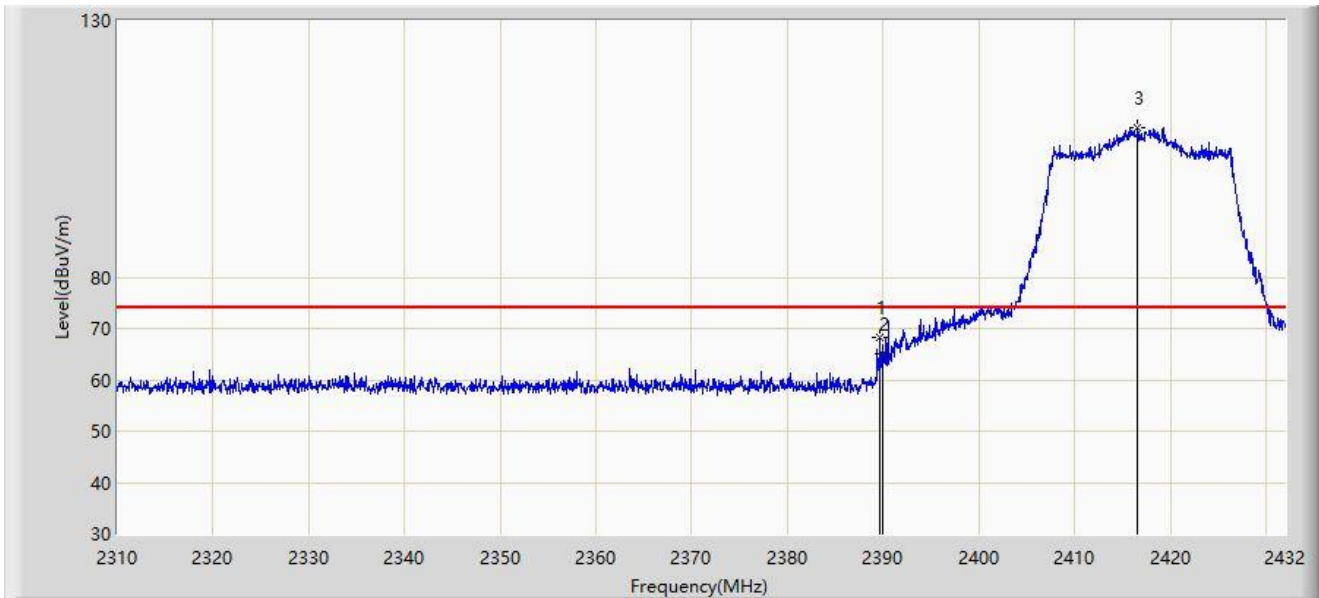
No	Mark	Frequency (MHz)	Measure Level (dBμV/m)	Reading Level (dBμV)	Margin (dB)	Limit (dBμV/m)	Factor (dB/m)	Type
1	*	2390.000	52.529	21.275	-1.471	54.000	31.254	AV
2		2411.192	100.388	69.135	N/A	N/A	31.254	AV

Note 1: " \* ", means this data is the worst emission level.

Note 2: Measure Level (dBμV/m) = Reading Level (dBμV) + Factor (dB/m).

Note 3: Factor (dB/m) = Cable Loss (dB) + Antenna Factor (dB/m).

Site: WZ-AC1	Test Date: 2024-03-28
Limit: FCC_2.4G_RE(3m)	Engineer: Carl Jiang
Probe: BBHA9120D_1167_1-18GHz	Polarity: Horizontal
EUT: Tri-band Wi-Fi 7 Mesh AP	Power: AC 120V/60Hz
Test Mode: Transmit by 802.11be-EHT20 at 2417MHz	



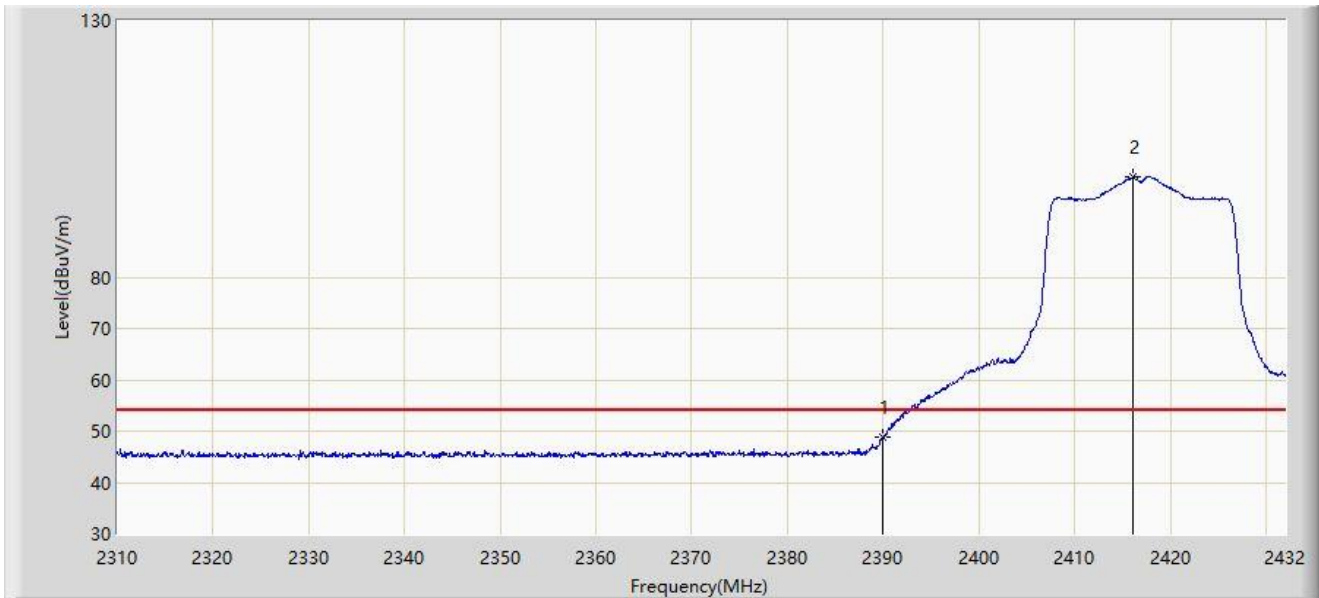
No	Mark	Frequency (MHz)	Measure Level (dB $\mu$ V/m)	Reading Level (dB $\mu$ V)	Margin (dB)	Limit (dB $\mu$ V/m)	Factor (dB/m)	Type
1	*	2389.727	68.272	37.018	-5.728	74.000	31.254	PK
2		2390.000	65.000	33.746	-9.000	74.000	31.254	PK
3		2416.567	109.159	77.909	N/A	N/A	31.250	PK

Note 1: " \* ", means this data is the worst emission level.

Note 2: Measure Level (dB $\mu$ V/m) = Reading Level (dB $\mu$ V) + Factor (dB/m).

Note 3: Factor (dB/m) = Cable Loss (dB) + Antenna Factor (dB/m).

Site: WZ-AC1	Test Date: 2024-03-28
Limit: FCC_2.4G_RE(3m)	Engineer: Carl Jiang
Probe: BBHA9120D_1167_1-18GHz	Polarity: Horizontal
EUT: Tri-band Wi-Fi 7 Mesh AP	Power: AC 120V/60Hz
Test Mode: Transmit by 802.11be-EHT20 at 2417MHz	



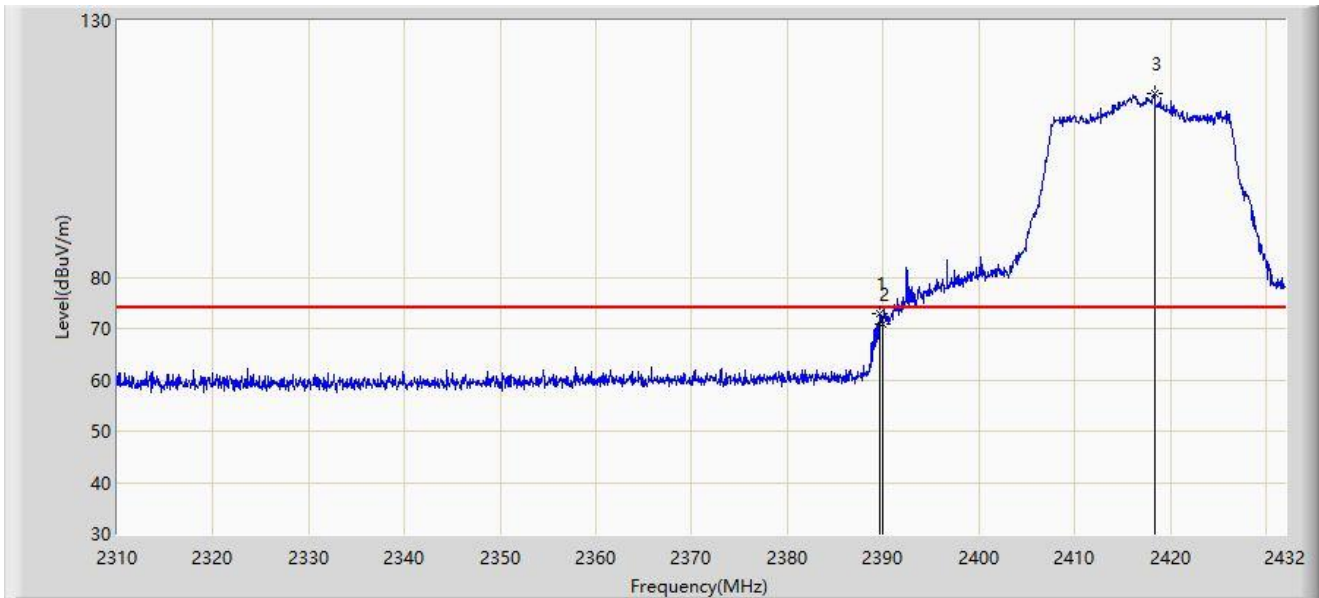
No	Mark	Frequency (MHz)	Measure Level (dB $\mu$ V/m)	Reading Level (dB $\mu$ V)	Margin (dB)	Limit (dB $\mu$ V/m)	Factor (dB/m)	Type
1	*	2390.000	48.771	17.517	-5.229	54.000	31.254	AV
2		2416.140	99.423	68.173	N/A	N/A	31.250	AV

Note 1: " \* ", means this data is the worst emission level.

Note 2: Measure Level (dB $\mu$ V/m) = Reading Level (dB $\mu$ V) + Factor (dB/m).

Note 3: Factor (dB/m) = Cable Loss (dB) + Antenna Factor (dB/m).

Site: WZ-AC1	Test Date: 2024-03-28
Limit: FCC_2.4G_RE(3m)	Engineer: Carl Jiang
Probe: BBHA9120D_1167_1-18GHz	Polarity: Vertical
EUT: Tri-band Wi-Fi 7 Mesh AP	Power: AC 120V/60Hz
Test Mode: Transmit by 802.11be-EHT20 at 2417MHz	



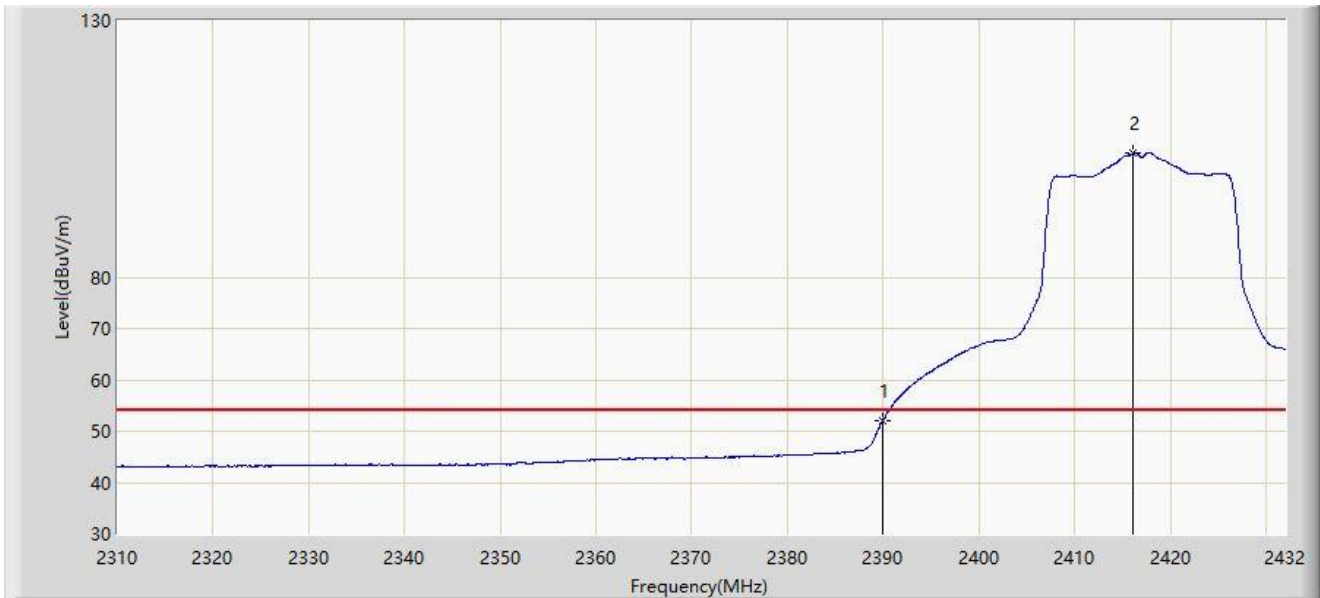
No	Mark	Frequency (MHz)	Measure Level (dBμV/m)	Reading Level (dBμV)	Margin (dB)	Limit (dBμV/m)	Factor (dB/m)	Type
1	*	2389.727	72.758	41.504	-1.242	74.000	31.254	PK
2		2390.000	70.995	39.741	-3.005	74.000	31.254	PK
3		2418.336	115.759	84.510	N/A	N/A	31.249	PK

Note 1: " \* ", means this data is the worst emission level.

Note 2: Measure Level (dBμV/m) = Reading Level (dBμV) + Factor (dB/m).

Note 3: Factor (dB/m) = Cable Loss (dB) + Antenna Factor (dB/m).

Site: WZ-AC1	Test Date: 2024-03-28
Limit: FCC_2.4G_RE(3m)	Engineer: Carl Jiang
Probe: BBHA9120D_1167_1-18GHz	Polarity: Vertical
EUT: Tri-band Wi-Fi 7 Mesh AP	Power: AC 120V/60Hz
Test Mode: Transmit by 802.11be-EHT20 at 2417MHz	



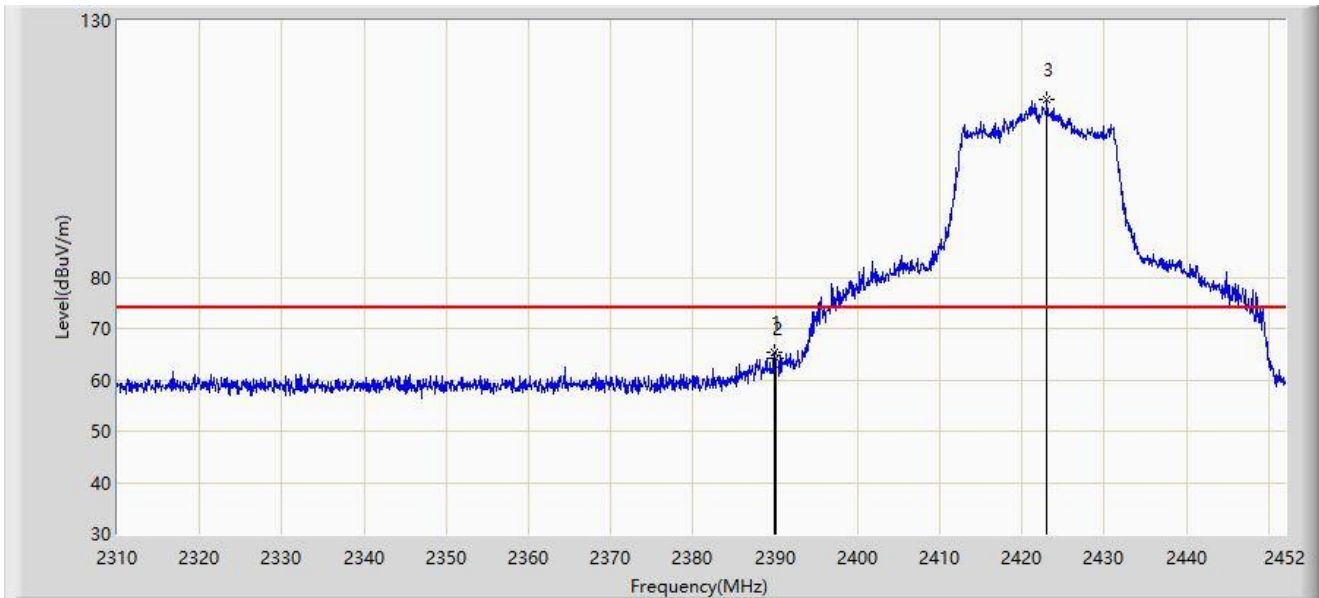
No	Mark	Frequency (MHz)	Measure Level (dB $\mu$ V/m)	Reading Level (dB $\mu$ V)	Margin (dB)	Limit (dB $\mu$ V/m)	Factor (dB/m)	Type
1	*	2390.000	52.127	20.873	-1.873	54.000	31.254	AV
2		2416.140	104.083	72.833	N/A	N/A	31.250	AV

Note 1: " \* ", means this data is the worst emission level.

Note 2: Measure Level (dB $\mu$ V/m) = Reading Level (dB $\mu$ V) + Factor (dB/m).

Note 3: Factor (dB/m) = Cable Loss (dB) + Antenna Factor (dB/m).

Site: WZ-AC1	Test Date: 2024-03-28
Limit: FCC_2.4G_RE(3m)	Engineer: Carl Jiang
Probe: BBHA9120D_1167_1-18GHz	Polarity: Horizontal
EUT: Tri-band Wi-Fi 7 Mesh AP	Power: AC 120V/60Hz
Test Mode: Transmit by 802.11be-EHT20 at 2422MHz	



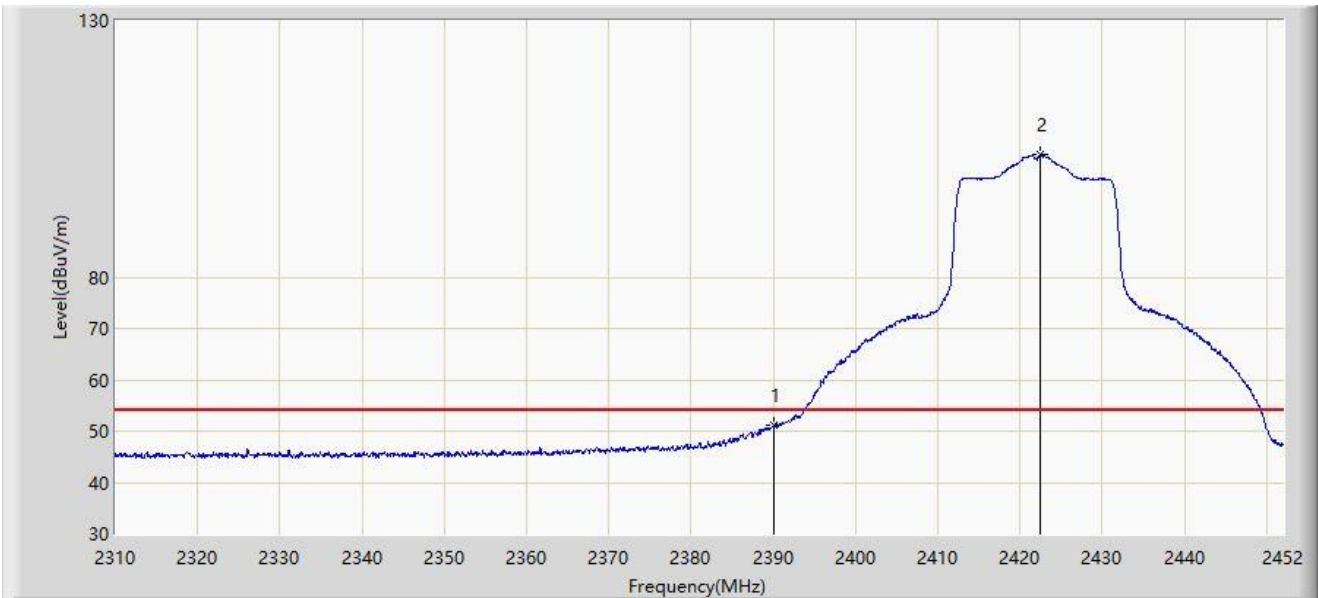
No	Mark	Frequency (MHz)	Measure Level (dB $\mu$ V/m)	Reading Level (dB $\mu$ V)	Margin (dB)	Limit (dB $\mu$ V/m)	Factor (dB/m)	Type
1	*	2389.875	65.379	34.125	-8.621	74.000	31.254	PK
2		2390.000	64.333	33.079	-9.667	74.000	31.254	PK
3		2423.032	114.717	83.478	N/A	N/A	31.238	PK

Note 1: " \* ", means this data is the worst emission level.

Note 2: Measure Level (dB $\mu$ V/m) = Reading Level (dB $\mu$ V) + Factor (dB/m).

Note 3: Factor (dB/m) = Cable Loss (dB) + Antenna Factor (dB/m).

Site: WZ-AC1	Test Date: 2024-03-28
Limit: FCC_2.4G_RE(3m)	Engineer: Carl Jiang
Probe: BBHA9120D_1167_1-18GHz	Polarity: Horizontal
EUT: Tri-band Wi-Fi 7 Mesh AP	Power: AC 120V/60Hz
Test Mode: Transmit by 802.11be-EHT20 at 2422MHz	



No	Mark	Frequency (MHz)	Measure Level (dBμV/m)	Reading Level (dBμV)	Margin (dB)	Limit (dBμV/m)	Factor (dB/m)	Type
1	*	2390.000	51.073	19.819	-2.927	54.000	31.254	AV
2		2422.464	103.789	72.549	N/A	N/A	31.240	AV

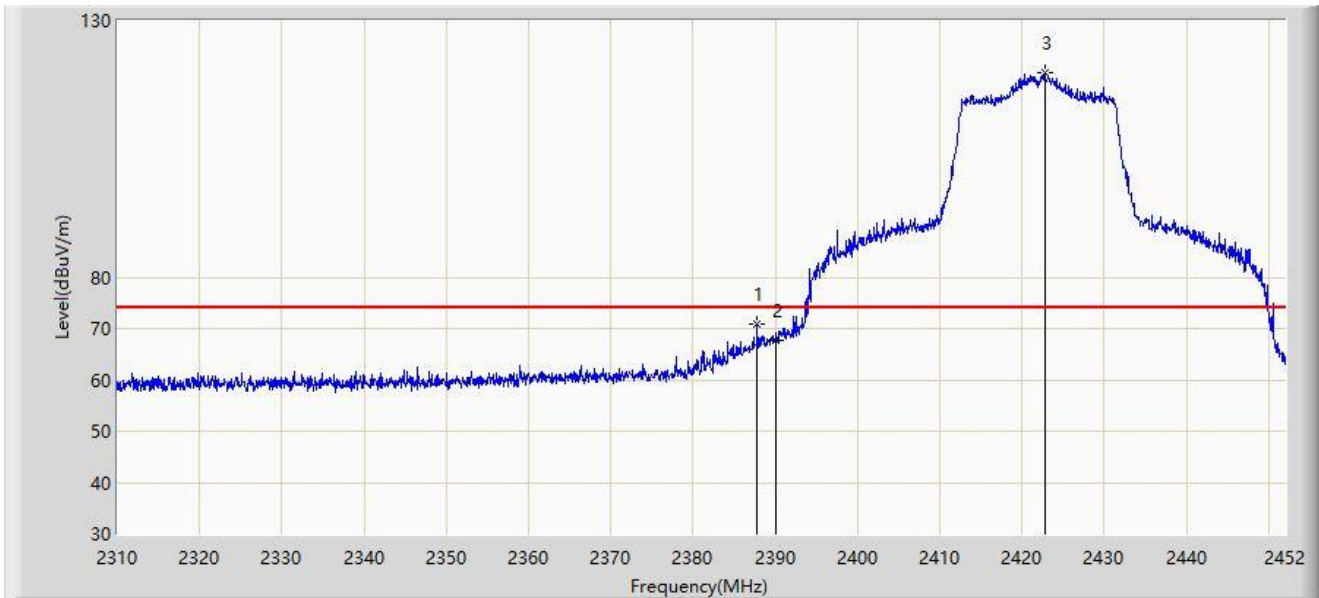
Note 1: " \* ", means this data is the worst emission level.

Note 2: Measure Level (dBμV/m) = Reading Level (dBμV) + Factor (dB/m).

Note 3: Factor (dB/m) = Cable Loss (dB) + Antenna Factor (dB/m).



Site: WZ-AC1	Test Date: 2024-03-28
Limit: FCC_2.4G_RE(3m)	Engineer: Carl Jiang
Probe: BBHA9120D_1167_1-18GHz	Polarity: Vertical
EUT: Tri-band Wi-Fi 7 Mesh AP	Power: AC 120V/60Hz
Test Mode: Transmit by 802.11be-EHT20 at 2422MHz	



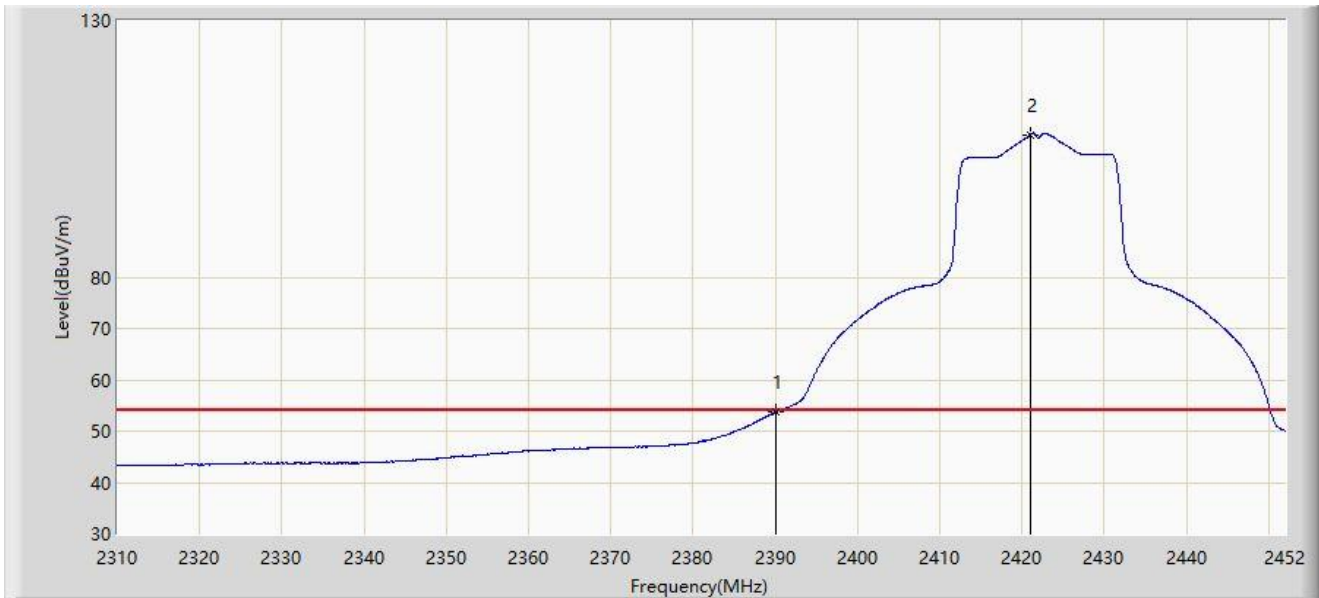
No	Mark	Frequency (MHz)	Measure Level (dB $\mu$ V/m)	Reading Level (dB $\mu$ V)	Margin (dB)	Limit (dB $\mu$ V/m)	Factor (dB/m)	Type
1	*	2387.816	70.790	39.534	-3.210	74.000	31.256	PK
2		2390.000	67.700	36.446	-6.300	74.000	31.254	PK
3		2422.819	119.975	88.736	N/A	N/A	31.240	PK

Note 1: " \* ", means this data is the worst emission level.

Note 2: Measure Level (dB $\mu$ V/m) = Reading Level (dB $\mu$ V) + Factor (dB/m).

Note 3: Factor (dB/m) = Cable Loss (dB) + Antenna Factor (dB/m).

Site: WZ-AC1	Test Date: 2024-03-28
Limit: FCC_2.4G_RE(3m)	Engineer: Carl Jiang
Probe: BBHA9120D_1167_1-18GHz	Polarity: Vertical
EUT: Tri-band Wi-Fi 7 Mesh AP	Power: AC 120V/60Hz
Test Mode: Transmit by 802.11be-EHT20 at 2422MHz	



No	Mark	Frequency (MHz)	Measure Level (dB $\mu$ V/m)	Reading Level (dB $\mu$ V)	Margin (dB)	Limit (dB $\mu$ V/m)	Factor (dB/m)	Type
1	*	2390.000	53.696	22.442	-0.304	54.000	31.254	AV
2		2421.044	107.807	76.562	N/A	N/A	31.244	AV

Note 1: " \* ", means this data is the worst emission level.

Note 2: Measure Level (dB $\mu$ V/m) = Reading Level (dB $\mu$ V) + Factor (dB/m).

Note 3: Factor (dB/m) = Cable Loss (dB) + Antenna Factor (dB/m).