



Test Setup Photographs

Photographs of Radiated Emissions Test Setup





Receive Mode with Antenna





Transmit Mode with Load


30 - 200 MHz




200 - 1000 MHz




1-5 GHz



Photographs of Antenna Conducted Emissions Test Setup





Photographs of Voltage and Temperature Stability Test Setup



Photographs of Transient Frequency Behavior

