




Photograph No. 3.8.1
Radiated emission test setup with Biconilog antenna






HERMON LABORATORIES

Test Report: BRZFCC.12688.doc
Date: April, 1998

Photograph No. 3.7.1
Radiated emission measurements test setup with the integral type antenna



PH



HERMON LABORATORIES

HERMON LABORATORIES


Test Report: BRZFCC.12688.doc

Date: April, 1998

Date: April, 1998


Photograph No. 3.7.2
Radiated emission measurements test setup with the integral type antenna

Radiated emission measurements test setup with the D type antenna






Photograph No. 3.7.3
Radiated emission measurements test setup with the D type antenna



BH



Photograph No. 3.7.4
Radiated emission measurements test setup with the D type antenna




BAL



HERMON LABORATORIES

Test Report: BRZFCC.12688.doc
Date: April, 1998

Photograph No. 3.1
Frequency Hopping Channels Separation Measurements Setup



RAH