

Test Report No.: 8412316054

Page 56 of 60 Pages

Title: Test on Broadband Wireless Access

BreezeACCESS VL 5.8 System and Point to Point BreezeNET B system

12. Appendix 3: Test configuration illustration



Photo # 5.
Base Station + Subscriber Unit
Radiated emission test on open site

Test Report No.: 8412316054

Page 57 of 60 Pages

Title: Test on Broadband Wireless Access

BreezeACCESS VL 5.8 System and Point to Point BreezeNET B system




Photo # 6.
Base Station + Subscriber Unit
Radiated emission test on open site

Test Report No.: 8412316054


Page 58 of 60 Pages

Title: Test on Broadband Wireless Access

BreezeACCESS VL 5.8 System and Point to Point BreezeNET B system



**Photo # 7. P/N AN1152
Spurious emission test**



**Photo # 8.
Radio unit with MTI sector antenna P/N AN1152.
Spurious emission test**

Test Report No.: 8412316054

Page 59 of 60 Pages

Title: Test on Broadband Wireless Access

BreezeACCESS VL 5.8 System and Point to Point BreezeNET B system




Photo # 9.

**Radio unit with Unidirectional antenna UNI-28-4 P/N AN1230
Spurious emission test**



Photo # 10.

**Radio unit with Unidirectional antenna UNI-28-4 P/N AN1230
Spurious emission test**

Test Report No.: 8412316054

Page 60 of 60 Pages

Title: Test on Broadband Wireless Access

BreezeACCESS VL 5.8 System and Point to Point BreezeNET B system



Photo # 11.

Radio unit with integrated antenna P/N AN1133
Spurious emission test




Photo # 12.

Radio unit with integrated antenna P/N AN1133
Spurious emission test