



***Test Report No. 8712311214***

***For Alvarion Ltd.***

***Equipment Under Test:  
Broadband Wireless Access  
BreezeACCESS VL 5.4 System and  
Point to Point BreezeNET B system***

***From The Standards Institution  
Of Israel  
Industry Division  
Telematics Laboratory  
EMC Section***



***Certificate No. 1487-01***

**Test Report No.: 8712311214****Page 1 of 173 Pages****Title: Test on Broadband Wireless Access system:****BreezeACCESS VL 5.4 System and Point to Point BreezeNET B system****FCC ID: LKT-VL-53C**

<b>Order placed by:</b>	Alvarion Ltd.
<b>Address:</b>	21A Habarzel str, Tel-Aviv, 69710, Israel
<b>Sample for test selected by:</b>	The customer
<b>The date of test:</b>	March 2007

**Description of Equipment****Under Test (EUT):** BreezeACCESS VL 5.4 System and Point to Point BreezeNET B system**Manufactured by:** Alvarion Ltd.**Reference Documents:**

- ❖ CFR 47 FCC: Rules and Regulations; Part 15. "Radio frequency devices"; Subpart C: "Intentional radiators", Subpart E: "UNII devices"

**Test Results:** The EUT was found meeting with the relevant requirements of CFR 47 FCC Part 15 Sections: 15.205, 15.207, 15.209, and 15.407.

This Test Report contains 173 pages and may be used only in full.	This Test Report applies only to the specimen tested and may not be applied to other specimens of the same product.
---	---

**Test Report No.: 8712311214**

**Page 2 of 173 Pages**

**Title: Test on Broadband Wireless Access system:**

**BreezeACCESS VL 5.4 System and Point to Point BreezeNET B system**

**FCC ID: LKT-VL-53C**

## **Table of Contents**

<b>1.</b>	<b>Scope</b>	<b>3</b>
<b>2.</b>	<b>System content</b>	<b>4</b>
2.1.	<i>BreezeACCESS VL system and BreezeNETB system</i> _____	4
2.2.	<i>Applicant information</i> _____	5
2.3.	<i>Test performance</i> _____	5
<b>3.</b>	<b>General description</b>	<b>6</b>
<b>4.</b>	<b>Test configuration:</b>	<b>10</b>
<b>5.</b>	<b>Test specification, Methods and Procedures</b>	<b>12</b>
<b>6.</b>	<b>Measurements, examinations and derived results</b>	<b>12</b>
6.1.	<i>Location of the Test Site:</i> _____	12
6.2.	<i>Normal test condition:</i> _____	12
6.3.	<i>Conducted emission test (per Section 15.207):</i> _____	13
6.4.	<i>Radiated emission test, general requirements (per section 15.209):</i> _____	16
6.5.	<i>Radiated emission test on Radio Unit – spurious (per Section 15.209):</i> _____	18
6.6.	<i>Radiated emission test on Radio Unit - restricted bands (per Section 15.205):</i> _____	26
<b>7.</b>	<b>Radio Unit measurements 15.407</b>	<b>29</b>
7.1.	<i>Maximum peak transmit power</i> _____	29
7.2.	<i>The peak emissions outside of the frequency bands of operation.</i> _____	29
7.3.	<i>26dB bandwidth</i> _____	30
7.4.	<i>Peak power spectral density</i> _____	30
7.5.	<i>Peak excursion</i> _____	30
<b>8.</b>	<b>Compliance with specification</b>	<b>31</b>
<b>9.</b>	<b>Appendix 1: Test equipment used</b>	<b>32</b>
<b>10.</b>	<b>Appendix 2: Antenna Factor and Cable Loss</b>	<b>32</b>
<b>11.</b>	<b>Appendix 3: Test results (plots)</b>	<b>35</b>
11.1.	<i>Peak Transmit Power test 15.407a (2)</i> _____	44
11.2.	<i>Peak Power Spectral Density 15.407a (2)</i> _____	53
11.3.	<i>BA VL transmitter time duration for the ratio of the Peak Execution measurements 15.407a (6)</i> _____	62
11.4.	<i>Ratio of the Peak Execution 15.407a (6)</i> _____	63
11.5.	<i>Peak Emissions outside of the frequency band 15.407b (3).</i> _____	68
11.6.	<i>Radiated Spurious Emissions 15.407b (7)</i> _____	79
<b>12.</b>	<b>Appendix 4: Test configuration illustration</b>	<b>167</b>

**Test Report No.: 8712311214****Page 3 of 173 Pages****Title: Test on Broadband Wireless Access system:****BreezeACCESS VL 5.4 System and Point to Point BreezeNET B system****FCC ID: LKT-VL-53C**

## 1. Scope

Test item: BreezeACCESS VL 5.4 System and Point to Point BreezeNET B system .

Manufacturer: Alvarion LTD

Types (Models): Base Station

IDU:	BS-SH-VL (Generic) shelf
BS-AU-VL	Plugged-in card
BS-PS-AC-VL	AC Power supply
ODU: AU-D-BS-5.4-ODU-90/120	Radio unit

Subscribe unit:

SU-A-5.4-3/6/54-B/1D-VL	Complete system
IDU: Universal indoor unit, Model: PS1065/1073	

Base station ODU unit and Subscriber ODU unit are identical hardware units and system construction. The two configurations are distinguished by software application only. BreezeNET B system hardware configuration and system construction is identical to the following BreezeAccess VL units:

**BU/RB14/28/100-5.4 system configuration is identical to subscriber unit SU-A-5.4-3/6/54-B/1D-VL.**

**The two systems are distinguished by software application only.**

The radio conducted tests were performed on AU-E-SA-5.4-VL, which represents all above described models as far as power and frequency of operation.

### Permissive change

The BreezeACCESS VL and BreezeNET B 5.4GHz radio is based on the same Atheros chip set (AR5112 – ROC and AR5212 - MAC) as the VL 5.3GHz radio. The permissive change is related to band pass filters used to define the operating frequency bands. MFE5550BBA01 NTK band pass filters are used on RX-path and on Tx-path of 5.4GHz radio, instead of MFE5250BBA22 NTK band pass filters that are used on 5.3GHz radio; Insertion loss values as well as attenuation values at LO related frequencies are similar for these filters.

Basic frequency determining and stabilizing circuitry (including clock or data rates), frequency multiplication stages, basic modulator circuits as well as harmonic suppression filters have not been changed.

**Test Report No.:** 8712311214 **Page 4 of 173 Pages**  
**Title:** Test on Broadband Wireless Access system:  
**BreezeACCESS VL 5.4 System and Point to Point BreezeNET B system**  
**FCC ID:** LKT-VL-53C

## 2. System content

### 2.1. BreezeACCESS VL system and BreezeNETB system

<b>Base station</b>	
AU-D-BS-5.4-90/120-VL	Complete system
BS-SH-VL (Generic)	Shelf
BS-PS-AC-VL	Power supply AC
BS-PS-DC-VL	Power supply DC
BS-AU-VL	Indoor card
AU-D-BS-5.4 -ODU-90/120	Outdoor unit with detached antenna
<b>Base station Stand alone</b>	
AU-D-SA-5.3-60/90/120-VL AU-5.4-120-EZ (alternate name)	Complete system with detached antenna
<b>Subscriber unit</b>	
SU-A-5.4-3/6/54-B/1D-VL	Complete system with integrated antenna
<b>BreezeNETB p-to-p system</b>	
BU/RB-B14/28/100D-5.4 <sup>1</sup>	Remote Base/bridge D: antenna detached

Comments:

<sup>1</sup> D can be blank or D

**Test Report No.: 8712311214****Page 5 of 173 Pages****Title: Test on Broadband Wireless Access system:****BreezeACCESS VL 5.4 System and Point to Point BreezeNET B system****FCC ID: LKT-VL-53C**

## **2.2. Applicant information**

Company: Alvarion LTD  
P.O.B.: 13139  
Postal code: 61131  
City: Tel Aviv  
Country: Israel  
Telephone number: +972 3 6456262  
Telefax number: +972 3 6456222

## **2.3. Test performance**

Location: SII EMC Section  
Alvarion LTD  
Purpose of test: Apparatus compliance verification according with  
CFR 47 FCC Requirement  
Test specification: CFR 47 FCC Part 15 Sections: 15.205, 15.207, 15.209, 15.407

**Test Report No.: 8712311214****Page 6 of 173 Pages****Title: Test on Broadband Wireless Access system:****BreezeACCESS VL 5.4 System and Point to Point BreezeNET B system****FCC ID: LKT-VL-53C**

### 3. General description

BreezeACCESS VL is a high capacity, IP services oriented Broadband Wireless Access system.

The BreezeAccess VL is digital modulated TDD system operating in the 5470 MHz up to 5725 MHz band. The system contains a base station unit and a subscriber unit. The system is operating with software selectable bandwidth of 10MHz, 20MHz, and 40MHz.

The base station and subscriber radio are identical radio hardware.

The basic system configuration is a two-box configuration that contains

1. Indoor unit that contains a power supply and an Ethernet 10Base-T bypass.
2. Outdoor unit containing the entire radio and digital section.
3. A single CAT5 cable connecting the indoor and outdoor unit carrying the DC power and the data.

The subscriber indoor unit is a single power supply (55VDC) and Ethernet 10Base-T bypass. The base station indoor unit is a 19" rack containing several indoor units cards were there is one main power supply for all units or a single power supply supporting only one outdoor unit.

The subscriber unit is typically supplied with a 21dBi antenna or a high gain antenna for point-to-point application.

The Base station unit is typically supplied with a 17dBi antenna for point to multi point application or with a high gain antenna for point-to-point application.

The measurements are done for the worst-case high output power for the subscriber and base station applications. For high gain antenna the output power is attenuated automatically to maintain the 30dBm EIRP limit.

**Test Report No.:** 8712311214

**Page 7 of 173 Pages**

**Title:** Test on Broadband Wireless Access system:

**BreezeACCESS VL 5.4 System and Point to Point BreezeNET B system**

**FCC ID:** LKT-VL-53C



**Photo # 1. Radio Unit. PWB component side**



**Test Report No.:** 8712311214

**Page 8 of 173 Pages**

**Title:** Test on Broadband Wireless Access system:

**BreezeACCESS VL 5.4 System and Point to Point BreezeNET B system**

**FCC ID:** LKT-VL-53C



**Photo # 2. Radio Unit. PCB component side**



**Photo # 3. Radio Unit. PCB print side**

Test Report No.: 8712311214

Page 9 of 173 Pages

Title: Test on Broadband Wireless Access system:

BreezeACCESS VL 5.4 System and Point to Point BreezeNET B system

FCC ID: LKT-VL-53C





Photo # 4. Radio unit. RF & RJ45 connectors view

**Test Report No.:** 8712311214 **Page 10 of 173 Pages**  
**Title:** Test on Broadband Wireless Access system:  
**BreezeACCESS VL 5.4 System and Point to Point BreezeNET B system**  
**FCC ID:** LKT-VL-53C

**4. Test configuration:**

1. For Radiated emission measurements per sec. 15.407 requirements the Subscriber Unit and the Base Station Unit were configured for tests as shown in Figures 1, 2.
2. For Radiated emission measurements per sec. 15.407 requirements the Radio unit was tested with two various antennas, as shown in table:

No	Name	Freq. Range [GHz]	Gain dBi	P/N or Model	Type
1	MTI (AU/SU)	5.15 - 5.875	8	AN 1299	Omni
2	MTI (AU)	5.15 - 5.875	17	AN 1353	Sector antenna
3	MTI (SU)	5.15 - 5.875	23	AN 1231	Planar Array Unidirectional antenna

Environmental evaluation and exposure limit according to FCC CFR 47part 1, §1.1307, §1.1310  
 Limit for power density for general population/uncontrolled exposure is 1 mW/cm<sup>2</sup>.

The power density P (mW/cm<sup>2</sup>) = Pt/4π .r<sup>2</sup>

Where:

PT - The transmitted power (EIRP) (mW)

r - The distance from the unit. (cm)


The 1(mW/cm<sup>2</sup>) limit can be calculated from the above based on the following data:

Pt = 30dBm (maximum EIRP) 1000mW

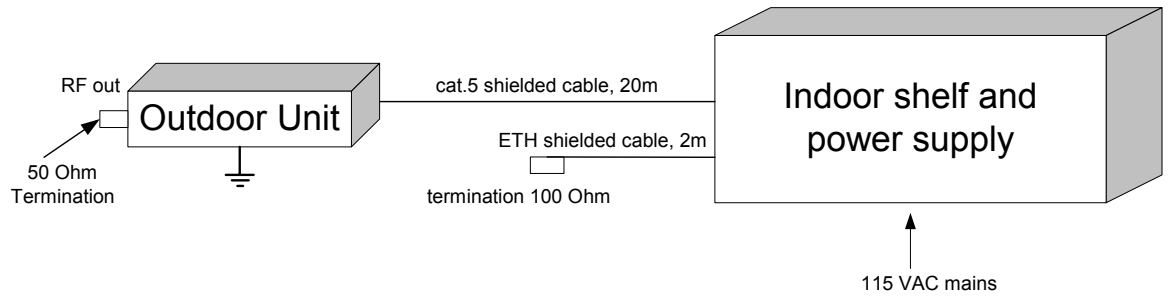
$$r = \text{SQRT}(1000/4\pi) = 8.92\text{cm}$$

The allowed distance “r”, where RF exposure limits may not be exceeded, is 8.92 cm from the unit antenna main lobe.

**Test Report No.:** 8712311214 **Page 11 of 173 Pages**  
**Title:** Test on Broadband Wireless Access system:  
**BreezeACCESS VL 5.4 System and Point to Point BreezeNET B system**  
**FCC ID:** LKT-VL-53C



**Figure 1. Subscriber Unit test setup**



**Figure 2. Base Station test setup**

**Test Report No.: 8712311214**

**Page 12 of 173 Pages**

**Title: Test on Broadband Wireless Access system:**

**BreezeACCESS VL 5.4 System and Point to Point BreezeNET B system**

**FCC ID: LKT-VL-53C**

## 5. Test specification, Methods and Procedures

### Test Specification:

- ❖ CFR 47 FCC: Rules and Regulations; Part 15. "Radio frequency devices"; Subpart E: "Intentional radiators" (2006)

### Methods and Procedures:

- ❖ ANSI C63.4:2003: "American National Standard for Method of Measurement of Radio Noise Emissions from Low Voltage Electrical and Electronic Equipment in the Range 9 kHz to 40 GHz".

## 6. Measurements, examinations and derived results

### **6.1. Location of the Test Site:**

The tests were conducted in the EMC laboratory of the Standards Institution of Israel in Tel-Aviv and at open test site located at Kibbutz Native Halamed Hai in Emek HaEla, Israel.

### **6.2. Normal test condition:**

Temperature: 22 °C

Humidity: 50 %

**Test Report No.: 8712311214****Page 13 of 173 Pages****Title: Test on Broadband Wireless Access system:****BreezeACCESS VL 5.4 System and Point to Point BreezeNET B system****FCC ID: LKT-VL-53C****6.3. Conducted emission test (per Section 15.207):****6.3.1. Requirements:**

EUTs conducted emission within the band 150 kHz to 30 MHz shall not exceed value required in section 15.207 (a).

**6.3.2. Tested units:**

The measurements were performed on:

- Subscriber Unit - on Universal Indoor unit AC power adaptor PS 1073
- Base Station Unit - on AC input.

**6.3.3. Test procedure:**

Each EUT was placed on a non-metallic table in a shielded chamber at a height of 80 cm from the floor and 40 cm from the nearest wall.

The EUT was operated to transmitting through the customer software.

First, initial scans were performed. Final measurements were performed at the frequencies where emission exceeded the tolerance limit.

Test equipment (EMI receiver) setup was as follow:

**Initial scan:**

Detector type	Peak
Mode	Max hold
Bandwidth	9 kHz
Step size	Continuous sweep
Sweep time	>100 msec

**Measurements**

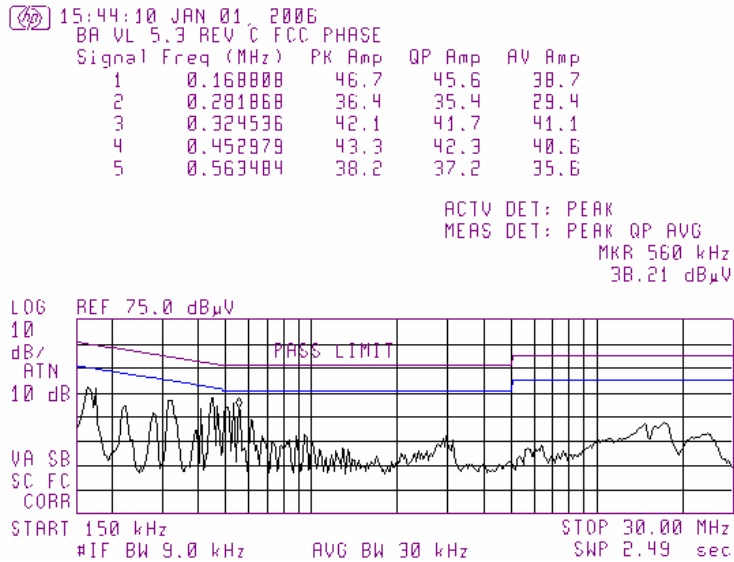
Detector type	Quasi-peak, Avg (CISPR)
Bandwidth	9 kHz
Measurement time	200 seconds/MHz
Observation	>15 seconds

**6.3.4. Test results:**

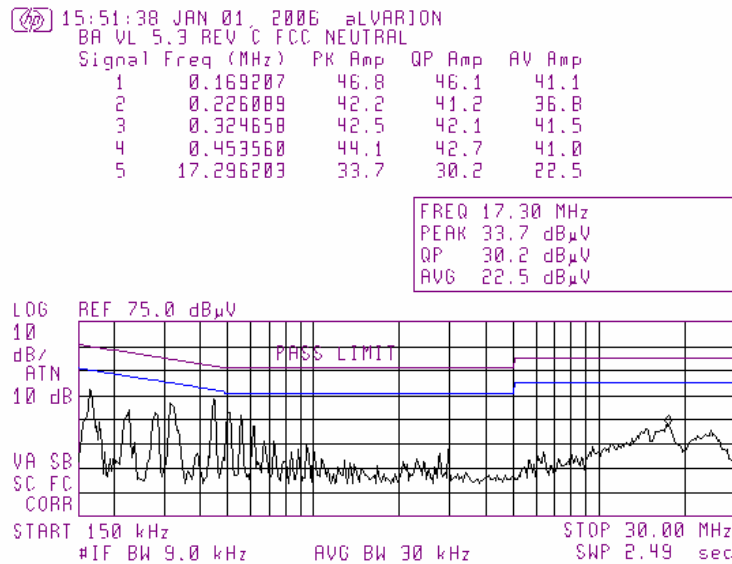
Subscriber Unit. Test results are shown in Plots #1, 2.

Base station unit. Test results are shown in Plots #3, 4

**Test Report No.:** 8712311214 **Page 14 of 173 Pages**  
**Title:** Test on Broadband Wireless Access system:  
**BreezeACCESS VL 5.4 System and Point to Point BreezeNET B system**  
**FCC ID:** LKT-VL-53C



**Plot 1. Subscriber Unit**  
**Conducted emissions measurement result on 120 VAC power line: phase**



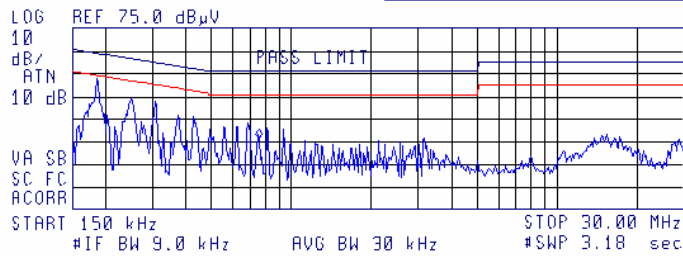
**Plot 2. Subscriber Unit**  
**Conducted emissions measurement result on 120 VAC power line: neutral**

**Test Report No.: 8712311214** **Page 15 of 173 Pages**  
**Title: Test on Broadband Wireless Access system:**  
**BreezeACCESS VL 5.4 System and Point to Point BreezeNET B system**  
**FCC ID: LKT-VL-53C**

14:39:48 FEB 14, 2007 120VAC Line PH  
 Alvarion EUT-BM VL 5.4 rev C

Signal Freq (MHz)	PK Amp	QP Amp	AV Amp	AV $\Delta$ L2	
1	0.189523	54.3	52.2	46.8	-7.3
2	0.250696	55.8	49.8	41.6	-10.1
3	0.377339	40.5	37.3	32.0	-16.4
4	0.439560	39.5	37.3	33.9	-13.2
5	0.565600	35.4	33.2	29.6	-16.4

FREQ 754.9 kHz  
 PEAK 35.0 dB $\mu$ V  
 QP 31.7 dB $\mu$ V  
 AVG 28.0 dB $\mu$ V

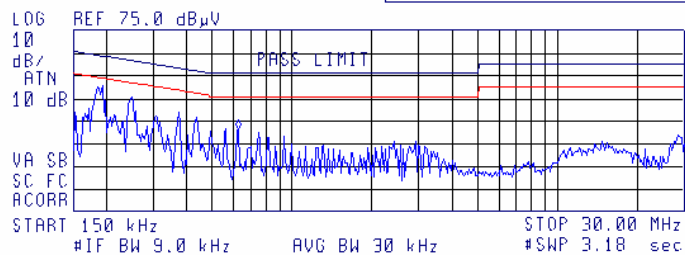


**Plot 3.AU (Base station)**  
**Conducted emissions measurement result on 120 VAC power line: phase**

14:45:15 FEB 14, 2007 120VAC Line N  
 Alvarion EUT-BM VL 5.4 rev C

Signal Freq (MHz)	PK Amp	QP Amp	AV Amp	AV $\Delta$ L2	
1	0.189521	56.0	52.3	46.4	-7.7
2	0.250698	56.1	50.4	41.6	-10.2
3	0.377345	40.4	37.3	32.8	-15.6
4	0.439567	39.3	36.6	33.8	-13.4
5	0.565595	37.1	34.4	30.5	-15.5

FREQ 629.3 kHz  
 PEAK 35.4 dB $\mu$ V  
 QP 32.5 dB $\mu$ V  
 AVG 30.2 dB $\mu$ V



**Plot 4. AU (Base station)**  
**Conducted emissions measurement result on 120 VAC power line: neutral**



**Test Report No.: 8712311214****Page 16 of 173 Pages****Title: Test on Broadband Wireless Access system:****BreezeACCESS VL 5.4 System and Point to Point BreezeNET B system****FCC ID: LKT-VL-53C****6.4. Radiated emission test, general requirements (per section 15.209):****6.4.1. Requirements:**

EUT's radiated emission shall not exceed value required in section 15.209.

**6.4.2. Test description:**

The measurements were performed at the Open Area Test Site.

The test configuration is shown in Fig.1, 2.

The EUT was arranged on a non-metallic table 0.8 m placed on the turn-table.

The measurements were performed at a 10 m measurement distance.

The Biconilog 30 MHz-2 GHz antenna was used.

The frequency range was investigated from 30 MHz to 2 GHz.

The measurements were performed at each frequency at which the signal was 10 dB below the limit or less.

The level were maximized by initially rotating turntable through 360°, varying the antenna height between 1 m and 4 m, rerouting EUT cables and changing antenna polarization from vertical to horizontal. The measuring equipment settings were:

**Initial scan:**

Detector type	Peak
Mode	Max hold
Bandwidth	120 kHz
Step size	Continuous sweep
Sweep time	>1 seconds/MHz

**Measurements:**

Detector type	Quasi-peak (CISPR 16)
Bandwidth	120 kHz
Measurement time	20 seconds/MHz
Observation	>15 seconds

**6.4.3. Radiated emission test results:**

Test results are presented in Table 1.

**Test Report No.:** 8712311214 **Page 17 of 173 Pages**  
**Title:** Test on Broadband Wireless Access system:  
**BreezeACCESS VL 5.4 System and Point to Point BreezeNET B system**  
**FCC ID:** LKT-VL-53C

**Table 1. Radiated emission test results**  
**EUT: BreezeACCESS VL 5.4 System**

Frequency (MHz)	Turn-table Angle (°)	Antenna Polariz.	Antenna Height (m)	Emission Level Note 1 (dBµV/m)	Limit @ 3 m (dBµV/m)	Margin Note 2 (dB)	Results
35.0	V	235	1.0	24.8	40.0	15.2	Complies
66.5	V	235	1.0	23.7	40.0	16.3	Complies
75.8	V	129	1.0	23.0	40.0	17.0	Complies
250.0	H	11	3.8	38.9	46.0	7.1	Complies
355.8	H	169	1.9	27.1	46.0	18.9	Complies
375.0	H	181	2.1	35.8	46.0	10.2	Complies
400.0	H	98	2.1	38.8	46.0	7.2	Complies

Note 1: Emission level = E Reading (dBµV) + Cable loss (dB) + Antenna Factor (dB/m) + 10 dB  
 Where 10 dB is an extrapolation distance factor.  
 For Cable Loss and Antenna Factor refer to Appendix 2.

Note 2: Margin (dB) = Limit (dBµV/m) – Emission level (dBµV/m)

**Test Report No.: 8712311214****Page 18 of 173 Pages****Title: Test on Broadband Wireless Access system:****BreezeACCESS VL 5.4 System and Point to Point BreezeNET B system****FCC ID: LKT-VL-53C**

## **6.5. Radiated emission test on Radio Unit – spurious (per Section 15.209):**

### **6.5.1. Requirements:**

The levels of any unwanted emission shall not exceed value required in section 15.209.

### **6.5.2. EUT configuration:**

The radio unit was tested with antennas:

- Omni antenna, AN1299 for Base and Subscribe Units
- Sector antenna, AN 1353 for Base Station (AU)
- Unidirectional antenna AN 1231 for Subscriber unit (SU)

The output power was adjusted according to 15.407 (a)(2) requirement:

Outdoor unit – antenna 8 dBi via cable 2 dB loss, EBW-10 MHz – 21 dBm  
EBW – 20/40 MHz – 24 dBm.

Base Station – antenna 17dBi, EBW – 10 MHz – 21-(17-6) = 10 dBm

Base Station – antenna 17dBi, EBW – 20 MHz – 24-(17-6) = 13 dBm

Subscriber unit – antenna 23 dBi, EBW – 20 MHz – 24-(23-6) = 7 dBm

Subscriber unit – antenna 23 dBi, EBW – 40 MHz – 24-(23-6) = 7 dBm

### **6.5.3. Test procedure:**

The measurements were performed in the anechoic chamber.

The EUT was arranged on a non-metallic table 0.8 m placed on the turntable.

Measuring antennas used: Up to 18 GHz - Double Ridge EMCO model 3115  
above 18 GHz - Alpha TRG model A361

Antenna height = 1 m.

Polarization: Vertical/Horizontal

Measurement distance = 1m.

The frequency range was investigated up to 40 GHz.

The measurements were performed in vertical and horizontal polarization, the maximum reading recorded.

Measuring detector function and bandwidths:

Detector type	Peak	Average
RBW	1 MHz	1 MHz
VBW	3 MHz	3 kHz

### **6.5.4. Radiated emission test results and calculation ratio:**

The test results are shown in Tables ## 2-3.

The emission level was calculated as:

E Reading (dB $\mu$ V) + measuring cable loss (dB) + measuring antenna factor (dB/m)

For measuring cable loss and measuring antenna factor refer to Appendix 2.

Limit distance correction factor = 10 dB (an extrapolation factor from 1 m measuring distance to 3m specified distance).

<b>Test Report No.:</b> 8712311214 <b>Title:</b> Test on Broadband Wireless Access system: BreezeACCESS VL 5.4 System and Point to Point BreezeNET B system FCC ID: LKT-VL-53C	<b>Page 19 of 173 Pages</b>
---	-----------------------------

**Table 2. Spurious emissions test results**

**Antenna used: 8 dBi. EBW 10 MHz**

Frequency (GHz)	Emission Level (dB $\mu$ V/m)		Limit @ 1m (dB $\mu$ V/m)		Margin (dB)		Results
	Peak	Average	Peak	Average	Peak	Average	
<b><u>LOW 5.485 GHz</u></b>							
10.97	63.8	56.0	84	64	20.2	8.0	Complies
16.45	69.6	59.0			14.4	5.0	Complies
21.94	Noise floor	Noise floor			-	-	Complies
27.42	Noise floor	Noise floor			-	-	Complies
32.91	Noise floor	Noise floor			-	-	Complies
38.39	Noise floor	Noise floor			-	-	Complies
<b><u>MIDDLE 5.600 GHz</u></b>							
11.2	63.6	57.0	84	64	20.4	7.0	Complies
16.8	69.1	61.0			14.9	3.0	Complies
22.4	Noise floor	Noise floor			-	-	Complies
28.0	Noise floor	Noise floor			-	-	Complies
33.6	Noise floor	Noise floor			-	-	Complies
39.2	Noise floor	Noise floor			-	-	Complies
<b><u>HIGH 5.710 GHz</u></b>							
11.42	63.0	57.0	84	64	21.0	7.0	Complies
17.13	69.8	62.6			14.2	1.4	Complies
22.84	Noise floor	Noise floor			-	-	Complies
28.55	Noise floor	Noise floor			-	-	Complies
34.36	Noise floor	Noise floor			-	-	Complies
39.97	Noise floor	Noise floor			-	-	Complies

**Test Report No.:** 8712311214 **Page 20 of 173 Pages**  
**Title:** Test on Broadband Wireless Access system:  
**BreezeACCESS VL 5.4 System and Point to Point BreezeNET B system**  
**FCC ID:** LKT-VL-53C

**Table 3. Spurious emissions test results**

**Antenna used: 8 dBi. EBW 20 MHz**

Frequency (GHz)	Emission Level (dB $\mu$ V/m)		Limit @ 1m (dB $\mu$ V/m)		Margin (dB)		Results
	Peak	Average	Peak	Average	Peak	Average	
<b>LOW 5.500 GHz</b>							
11.0	64.6	56.3	84	64	19.4	7.7	Complies
16.5	67.4	59.5			16.6	4.5	Complies
22.0	Noise floor	Noise floor			-	-	Complies
27.5	Noise floor	Noise floor			-	-	Complies
33.0	Noise floor	Noise floor			-	-	Complies
38.5	Noise floor	Noise floor			-	-	Complies
<b>MIDDLE 5.600 GHz</b>							
11.2	65.5	56.7	84	64	18.5	7.3	Complies
16.8	70.9	61.0			13.1	3.0	Complies
22.4	Noise floor	Noise floor			-	-	Complies
28.0	Noise floor	Noise floor			-	-	Complies
33.6	Noise floor	Noise floor			-	-	Complies
39.2	Noise floor	Noise floor			-	-	Complies
<b>HIGH 5.700 GHz</b>							
11.4	63.0	57.0	84	64	21.0	7.0	Complies
17.1	68.6	62.7			15.4	2.3	Complies
22.8	Noise floor	Noise floor			-	-	Complies
28.5	Noise floor	Noise floor			-	-	Complies
34.3	Noise floor	Noise floor			-	-	Complies
39.9	Noise floor	Noise floor			-	-	Complies

**Test Report No.:** 8712311214 **Page 21 of 173 Pages**  
**Title:** Test on Broadband Wireless Access system:  
**BreezeACCESS VL 5.4 System and Point to Point BreezeNET B system**  
**FCC ID:** LKT-VL-53C

**Table 4. Spurious emissions test results**

Antenna used: 8 dBi. EBW 40 MHz

Frequency (GHz)	Emission Level (dB $\mu$ V/m)		Limit @ 1m (dB $\mu$ V/m)		Margin (dB)		Results
	Peak	Average	Peak	Average	Peak	Average	
<b>LOW 5.520 GHz</b>							
11.0	65.2	56.2	84	64	18.8	7.8	Complies
16.5	67.0	59.8			17.0	4.2	Complies
22.0	Noise floor	Noise floor			-	-	Complies
27.5	Noise floor	Noise floor			-	-	Complies
33.0	Noise floor	Noise floor			-	-	Complies
38.5	Noise floor	Noise floor			-	-	Complies
<b>MIDDLE 5.600 GHz</b>							
11.2	65.7	57.1	84	64	18.3	6.9	Complies
16.8	69.1	61.8			14.9	2.2	Complies
22.4	Noise floor	Noise floor			-	-	Complies
28.0	Noise floor	Noise floor			-	-	Complies
33.6	Noise floor	Noise floor			-	-	Complies
39.2	Noise floor	Noise floor			-	-	Complies
<b>HIGH 5.680 GHz</b>							
11.36	66.3	57.6	84	64	17.7	6.4	Complies
17.04	70.3	62.4			13.7	1.6	Complies
22.72	Noise floor	Noise floor			-	-	Complies
28.4	Noise floor	Noise floor			-	-	Complies
34.08	Noise floor	Noise floor			-	-	Complies
39.76	Noise floor	Noise floor			-	-	Complies

<b>Test Report No.:</b> 8712311214 <b>Title:</b> Test on Broadband Wireless Access system: BreezeACCESS VL 5.4 System and Point to Point BreezeNET B system FCC ID: LKT-VL-53C	<b>Page 22 of 173 Pages</b>
---	-----------------------------

**Table 5. Spurious emissions test results**

Antenna used: 17 dBi. EBW 10 MHz

Frequency (GHz)	Emission Level (dB $\mu$ V/m)		Limit @ 1m (dB $\mu$ V/m)		Margin (dB)		Results
	Peak	Average	Peak	Average	Peak	Average	
<b>LOW 5.485 GHz</b>							
10.97	68.2	56.0	84	64	15.8	8.0	Complies
16.45	69.0	59.6			15.0	4.4	Complies
21.94	Noise floor	Noise floor			-	-	Complies
27.42	Noise floor	Noise floor			-	-	Complies
32.91	Noise floor	Noise floor			-	-	Complies
38.39	Noise floor	Noise floor			-	-	Complies
<b>MIDDLE 5.600 GHz</b>							
11.2	66.1	57.2	84	64	17.9	6.8	Complies
16.8	69.8	61.8			14.2	2.2	Complies
22.4	Noise floor	Noise floor			-	-	Complies
28.0	Noise floor	Noise floor			-	-	Complies
33.6	Noise floor	Noise floor			-	-	Complies
39.2	Noise floor	Noise floor			-	-	Complies
<b>HIGH 5.710 GHz</b>							
11.42	64.6	57.2	84	64	19.4	6.8	Complies
17.13	70.3	62.8			13.7	2.2	Complies
22.84	Noise floor	Noise floor			-	-	Complies
28.55	Noise floor	Noise floor			-	-	Complies
34.36	Noise floor	Noise floor			-	-	Complies
39.97	Noise floor	Noise floor			-	-	Complies

<b>Test Report No.:</b> 8712311214 <b>Title:</b> Test on Broadband Wireless Access system: BreezeACCESS VL 5.4 System and Point to Point BreezeNET B system FCC ID: LKT-VL-53C	<b>Page 23 of 173 Pages</b>
---	-----------------------------

**Table 6. Spurious emissions test results**

Antenna used: 17 dBi. EBW 20 MHz

Frequency (GHz)	Emission Level (dB $\mu$ V/m)		Limit @ 1m (dB $\mu$ V/m)		Margin (dB)		Results
	Peak	Average	Peak	Average	Peak	Average	
<b>LOW 5.500 GHz</b>							
11.0	60.5	56.3	84	64	23.5	7.7	Complies
16.5	69.4	59.9			14.6	4.1	Complies
22.0	Noise floor	Noise floor			-	-	Complies
27.5	Noise floor	Noise floor			-	-	Complies
33.0	Noise floor	Noise floor			-	-	Complies
38.5	Noise floor	Noise floor			-	-	Complies
<b>MIDDLE 5.600 GHz</b>							
11.2	65.1	56.8	84	64	18.9	7.2	Complies
16.8	67.9	61.3			16.1	2.7	Complies
22.4	Noise floor	Noise floor			-	-	Complies
28.0	Noise floor	Noise floor			-	-	Complies
33.6	Noise floor	Noise floor			-	-	Complies
39.2	Noise floor	Noise floor			-	-	Complies
<b>HIGH 5.700 GHz</b>							
11.4	65.8	57.5	84	64	19.2	6.5	Complies
17.1	69.2	62.7			14.8	2.3	Complies
22.8	Noise floor	Noise floor			-	-	Complies
28.5	Noise floor	Noise floor			-	-	Complies
34.3	Noise floor	Noise floor			-	-	Complies
39.9	Noise floor	Noise floor			-	-	Complies



**Test Report No.:** 8712311214 **Page 24 of 173 Pages**  
**Title:** Test on Broadband Wireless Access system:  
**BreezeACCESS VL 5.4 System and Point to Point BreezeNET B system**  
**FCC ID:** LKT-VL-53C

**Table 7. Spurious emissions test results**

**Antenna used: 23 dBi. EBW 20 MHz**

Frequency (GHz)	Emission Level (dB $\mu$ V/m)		Limit @ 1m (dB $\mu$ V/m)		Margin (dB)		Results
	Peak	Average	Peak	Average	Peak	Average	
<b><u>LOW 5.500 GHz</u></b>							
11.0	71.7	56.3	84	64	12.3	7.7	Complies
16.5	69.1	59.7			14.9	4.3	Complies
22.0	Noise floor	Noise floor			-	-	Complies
27.5	Noise floor	Noise floor			-	-	Complies
33.0	Noise floor	Noise floor			-	-	Complies
38.5	Noise floor	Noise floor			-	-	Complies
<b><u>MIDDLE 5.600 GHz</u></b>							
11.2	65.7	57.7	84	64	18.3	6.3	Complies
16.8	70.0	61.1			14.0	2.9	Complies
22.4	Noise floor	Noise floor			-	-	Complies
28.0	Noise floor	Noise floor			-	-	Complies
33.6	Noise floor	Noise floor			-	-	Complies
39.2	Noise floor	Noise floor			-	-	Complies
<b><u>HIGH 5.700 GHz</u></b>							
11.4	65.1	57.1	84	64	18.9	6.9	Complies
17.1	71.8	62.8			12.2	1.3	Complies
22.8	Noise floor	Noise floor			-	-	Complies
28.5	Noise floor	Noise floor			-	-	Complies
34.3	Noise floor	Noise floor			-	-	Complies
39.9	Noise floor	Noise floor			-	-	Complies

<b>Test Report No.:</b> 8712311214 <b>Title:</b> Test on Broadband Wireless Access system: BreezeACCESS VL 5.4 System and Point to Point BreezeNET B system <b>FCC ID:</b> LKT-VL-53C	<b>Page 25 of 173 Pages</b>
--	-----------------------------

**Table 8. Spurious emissions test results**

Antenna used: 23 dBi. EBW 40 MHz

Frequency (GHz)	Emission Level (dB $\mu$ V/m)		Limit @ 1m (dB $\mu$ V/m)		Margin (dB)		Results
	Peak	Average	Peak	Average	Peak	Average	
<b>LOW 5.520 GHz</b>							
11.0	65.0	56.5	84	64	19.0	7.5	Complies
16.5	68.1	59.8			15.9	4.2	Complies
22.0	Noise floor	Noise floor			-	-	Complies
27.5	Noise floor	Noise floor			-	-	Complies
33.0	Noise floor	Noise floor			-	-	Complies
38.5	Noise floor	Noise floor			-	-	Complies
<b>MIDDLE 5.600 GHz</b>							
11.2	65.3	57.1	84	64	18.7	6.9	Complies
16.8	69.1	61.9			14.9	2.1	Complies
22.4	Noise floor	Noise floor			-	-	Complies
28.0	Noise floor	Noise floor			-	-	Complies
33.6	Noise floor	Noise floor			-	-	Complies
39.2	Noise floor	Noise floor			-	-	Complies
<b>HIGH 5.680 GHz</b>							
11.36	66.0	57.4	84	64	18.0	6.6	Complies
17.04	71.5	62.5			12.5	1.5	Complies
22.72	Noise floor	Noise floor			-	-	Complies
28.4	Noise floor	Noise floor			-	-	Complies
34.08	Noise floor	Noise floor			-	-	Complies
39.76	Noise floor	Noise floor			-	-	Complies

**6.6. Radiated emission test on Radio Unit - restricted bands (per Section 15.205):**

**6.6.1. Requirements:**

Radiated emission in restricted bands should meet the requirements sec. 15.205. The following frequency bands should be measured:

Frequency carrier, GHz		Harmonic Frequency, GHz	Restricted band to be tested GHz
LOW	5.485	10.97, 11.0, 11.04	10.6 – 12.7
	5.500		
	5.520	22.08	22.01 – 23.12
MIDDLE	5.600	11.2	10.6 – 12.7
		22.4	22.01 – 23.12
HIGH	5.680	11.36, 11.4, 11.42	10.6 – 12.7
	5.700		
	5.710	22.72, 22.8, 22.84	22.01 – 23.12

**6.6.2. EUT configuration:**

The measurements were performed with four various antennas.

**6.6.3. Test procedure:**

The measurements were performed in the anechoic chamber. The EUT was arranged on a non-metallic table 0.8 m placed on the turntable. Measuring antennas used: Up to 18 GHz - Double Ridge EMCO model 3115 above 18 GHz - Alpha TRG model A361

Antenna height = 1 m.  
 Measurement distance = 1m.  
 Measuring detector function and bandwidths:

Detector type	Peak	Average
RBW	1 MHz	1 MHz
VBW	3 MHz	3 kHz

All measurements were compared with the limit.

**Test Report No.: 8712311214**

**Page 27 of 173 Pages**

**Title: Test on Broadband Wireless Access system:**

**BreezeACCESS VL 5.4 System and Point to Point BreezeNET B system**

**FCC ID: LKT-VL-53C**

**6.6.4. Test results and calculation ratio:**

The test results are shown in Plots #90 to #250 , see tables below:

**Antenna 8 dBi**

Frequency carrier, GHz		Harmonic Frequency, GHz	Restricted band	Antenna name
				AN 1299
LOW	5.485	11.0, 11.04	10.6 – 12.7	#92, 93 #112, 113 #132, 133
	5.500			
	5.520	22.08	22.01 – 23.12	#136
MIDDLE	5.600	11.2	10.6 – 12.7	#98, 99 #118, 119 #139, 140
		22.4	22.01 – 23.12	#102, #122 #143
HIGH	5.680	11.36, 11.41	10.6 – 12.7	#105, 106 # 125, 126 #146, 147
	5.700			
	5.710	22.72, 22.8	22.01 – 23.12	#109 #129 #150

**Antenna 17 dBi**

Frequency carrier, GHz		Harmonic Frequency, GHz	Restricted band	Antenna name
				AN 1353
LOW	5.485	10.97, 11.0	10.6 – 12.7	#172, 173 #192, 193
	5.500			
MIDDLE	5.600	11.2	10.6 – 12.7	#178, 179 #198, 199
		22.4	22.01 – 23.12	#182, #202
HIGH	5.700	11.4, 11.42	10.6 – 12.7	#185, 186 #205, 206
	5.710			
		22.8, 22.84	22.01 – 23.12	#189, #209

**Test Report No.: 8712311214**

**Page 28 of 173 Pages**

**Title: Test on Broadband Wireless Access system:**

**BreezeACCESS VL 5.4 System and Point to Point BreezeNET B system**

**FCC ID: LKT-VL-53C**

**Antenna 23 dBi**

Frequency carrier, GHz		Harmonic Frequency, GHz	Restricted band	Antenna name
		AN 1231		
LOW	5.500	11.0, 11.04	10.6 – 12.7	#212, 213, #232, 233
	5.520	22.08	22.01 – 23.12	#236
MIDDLE	5.600	11.2	10.6 – 12.7	#218, 219, #239, 240
		22.4	22.01 – 23.12	#222, #243
HIGH	5.680	11.36, 11.41	10.6 – 12.7	#225, 226, #246, 247
	5.700	22.72, 22.8	22.01 – 23.12	#229, #250

Notes: The AVG limit line 64 dB $\mu$ V/m (at 1m distance) is not shown in the plots.

All measurements in restricted bands on frequency ranges above 22 GHz not exceed the SA noise floor level.

## 7. Radio Unit measurements 15.407

### 7.1. Maximum peak transmit power

#### 7.1.1. Requirements:

The peak transmit power shall not exceed the lesser of 250mW(24dBm) or 11dBm+10logB, where B is the 26-dB emission bandwidth in MHz. as required in sec. 15.407 (a) (2).

Maximum output power limit is 11dBm+10log(10MHz) = 21 dBm for EBW=10 MHz and 24 dBm for EBW = 20 and 40 MHz.

#### 7.1.2. Test procedure:

The peak output power is measured according to method #3 as defined in the measurement procedure for peak transmit power in the Unlicensed National Information Infrastructure (U-NII) bands; Public Notice DA 02-2138 Aug-30-2002. Measurements were performed with maximum allowed output power without respect to antenna gain.

#### 7.1.3. Test results:

The measured maximum peak power is:

Frequency carrier, GHz	EBW 10 MHz	Measured power dBm	EBW 20 MHz	Measured power dBm	EBW 40 MHz	Measured power dBm
Low	5.485	20.93	5.500	23.57	5.520	22.39
Middle	5.600	20.39	5.600	23.25	5.600	22.20
High	5.710	20.47	5.700	22.84	5.680	22.09

The measured results are shown in Appendix 3, clause 11.1.

### 7.2. The peak emissions outside of the frequency bands of operation.

#### 7.2.1. Requirements:

All emissions outside of the 5.47-5.725 GHz band shall not exceed an EIRP of -27 dBm/MHz as required in sec. 15.407 (b) (3).

#### 7.2.2. Test results:

The measured results are shown in Appendix 3, clause 11.5.

**Test Report No.: 8712311214****Page 30 of 173 Pages****Title: Test on Broadband Wireless Access system:****BreezeACCESS VL 5.4 System and Point to Point BreezeNET B system****FCC ID: LKT-VL-53C**

### **7.3. 26dB bandwidth**

#### **7.3.1. Requirements:**

The signal bandwidth is defined at the  $-26\text{dBc}$  points from the signal peak in section 15.403 (i).

#### **7.3.2. Test results:**

The measured results are shown in clause 11.

### **7.4. Peak power spectral density**

#### **7.4.1. Requirements:**

The peak power spectral density shall not exceed  $11\text{dBm}$  in any  $1\text{MHz}$  band as required in section 15.407 (a) (2).

#### **7.4.2. Test results:**

Measurements were performed without respect to antenna gain with maximum output power. All measurements were found under the limit.

The measured results are shown in Appendix 3, clause 11.2.

### **7.5. Peak excursion**

#### **7.5.1. Requirements:**

The ratio of the peak excursion of the modulation envelope to the peak transmit power shall not exceed  $13\text{dB}$  across any  $1\text{MHz}$  bandwidth or the emission bandwidth whichever is less as required in sec. 15.407 (a) (6).

#### **7.5.2. Test results:**

The peak excursion is measured according to method as defined in the guidelines for assessing unlicensed national information infrastructure (U-NII) Devices-part 15, subpart E.

The measured results are shown in Appendix 3:

clause 11.3 - BA VL transmitter time duration for the ratio of the Peak Execution measurements;

clause 11.4 – the ratio of the Peak Execution result.

**Test Report No.: 8712311214****Page 31 of 173 Pages****Title: Test on Broadband Wireless Access system:****BreezeACCESS VL 5.4 System and Point to Point BreezeNET B system****FCC ID: LKT-VL-53C**

## 8. Compliance with specification

Test	FCC Part 15	Test result
Radiated emissions in restricted bands	Sec.15.205	Complies
Conducted emission	Sec.15.207	Complies
Radiated emission – general requirements	Sec.15.209	Complies
Maximum peak output power	Sec.15.407	Complies
Conducted spurious emissions	Sec.15.407	Complies
Peak power density	Sec.15.407	Complies
Peak excursion ratio	Sec 15.407	Complies

Telematics Laboratory

March 2007

Approved by: Yuri Rozenberg

Position: Head of EMC Branch

Tested by: Michael Feldman

Position: Testing Technician



### 9. Appendix 1: Test equipment used

All measurements equipment is on SII calibration schedule with a recalibration interval not exceeding one year.

Instrument	Manufacturer	Model	Serial No.	Due calibration date
Spectrum analyzer 10 KHz-26.5 GHz	HP	E7405	SII 4944	04/07
Spectrum analyzer 9 KHz-50 GHz	HP	8565E	720A00699	07/07
Spectrum analyzer 9 KHz-26.5 GHz	Adjilent	E4407B	US40241729	01/08
Antenna Double Ridge 1-18 GHz	EMCO	3115	SII4873	04/07
Antenna Standard Gain Horn 18-40 GHz	WILTRON	Alpha TRG A361	861A/590	04/07
LISN 9 kHz – 30 MHz	FCC	LISN- 50/250-32-4- 16	SII 5023	05/06
Transient limiter 0.009-200 MHz	HP	11947A	31074A3105	05/07
Attenuator 20 dB DC – 18 GHz	Mini-Circuit	VAT-20	0134	05/07

### 10. Appendix 2: Antenna Factor and Cable Loss

**Antenna Factor**  
**Standard Gain Horn 26 – 40 GHz Alpha TRG Model A361**

Point	Frequency (MHz)	Antenna Factor (dB/m)
1	26000	35.22
2	27000	35.40
3	28000	35.52
4	29000	35.64
5	30000	35.76
6	31000	35.90
7	32000	36.07
8	33000	36.16
9	34000	36.31
10	35000	36.46
11	36000	36.60
12	37000	36.74
13	38000	36.93
14	39000	37.21
15	40000	37.28



Test Report No.: 8712311214

Page 33 of 173 Pages

Title: Test on Broadband Wireless Access system:

BreezeACCESS VL 5.4 System and Point to Point BreezeNET B system

FCC ID: LKT-VL-53C

**Biconilog Antenna, Model Number: CBL-6112B, S/N: 2531  
3 m calibration**

Frequency (MHz)	Antenna Factor (dB/m)	Frequency (MHz)	Antenna Factor (dB/m)	Frequency (MHz)	Antenna Factor (dB/m)	Frequency (MHz)	Antenna Factor (dB/m)
Vertical Polarization				Horizontal Polarization			
26.00	20.77	625.00	19.10	26.00	20.39	625.00	19.08
28.00	19.77	650.00	19.20	28.00	19.15	650.00	19.26
30.00	18.72	675.00	19.05	30.00	18.29	675.00	19.12
40.00	14.76	700.00	19.26	40.00	12.64	700.00	19.11
50.00	8.32	725.00	19.73	50.00	7.99	725.00	19.49
60.00	6.15	750.00	20.11	60.00	5.95	750.00	19.94
70.00	6.49	775.00	20.41	70.00	6.04	775.00	20.07
80.00	7.26	800.00	20.50	80.00	7.60	800.00	20.18
90.00	8.83	825.00	20.57	90.00	9.07	825.00	20.36
100.00	10.55	850.00	20.73	100.00	10.34	850.00	20.57
110.00	11.38	875.00	20.92	110.00	11.12	875.00	20.83
120.00	11.71	900.00	20.79	120.00	11.46	900.00	20.74
130.00	11.57	925.00	21.02	130.00	11.47	925.00	21.17
140.00	11.09	950.00	21.32	140.00	11.15	950.00	21.11
150.00	10.46	975.00	21.76	150.00	10.50	975.00	21.52
160.00	9.82	1,000.00	21.97	160.00	9.86	1,000.00	21.64
170.00	9.52	1,050.00	22.55	170.00	9.58	1,050.00	22.02
180.00	9.18	1,100.00	22.47	180.00	9.28	1,100.00	22.16
190.00	8.90	1,150.00	22.78	190.00	9.54	1,150.00	22.44
200.00	9.11	1,200.00	22.77	200.00	9.82	1,200.00	22.86
225.00	9.70	1,250.00	23.36	225.00	10.42	1,250.00	23.37
250.00	12.41	1,300.00	23.90	250.00	12.43	1,300.00	23.86
275.00	12.81	1,350.00	24.19	275.00	13.19	1,350.00	24.02
300.00	13.37	1,400.00	24.42	300.00	13.48	1,400.00	24.42
325.00	13.70	1,450.00	24.83	325.00	13.73	1,450.00	24.61
350.00	14.45	1,500.00	24.88	350.00	14.61	1,500.00	25.02
375.00	14.90	1,550.00	24.85	375.00	15.15	1,550.00	25.27
400.00	15.63	1,600.00	25.06	400.00	15.74	1,600.00	25.27
425.00	16.38	1,650.00	25.55	425.00	16.52	1,650.00	25.50
450.00	16.43	1,700.00	26.20	450.00	16.54	1,700.00	25.48
475.00	17.28	1,750.00	26.45	475.00	17.28	1,750.00	26.35
500.00	17.41	1,800.00	26.58	500.00	17.47	1,800.00	26.51
525.00	17.35	1,850.00	27.30	525.00	17.31	1,850.00	26.63
550.00	18.97	1,900.00	27.96	550.00	18.64	1,900.00	27.04
575.00	18.87	1,950.00	27.80	575.00	18.60	1,950.00	27.13
600.00	18.82	2,000.00	27.73	600.00	19.04	2,000.00	27.20

**Test Report No.: 8712311214**

**Page 34 of 173 Pages**

**Title: Test on Broadband Wireless Access system:**

**BreezeACCESS VL 5.4 System and Point to Point BreezeNET B system**

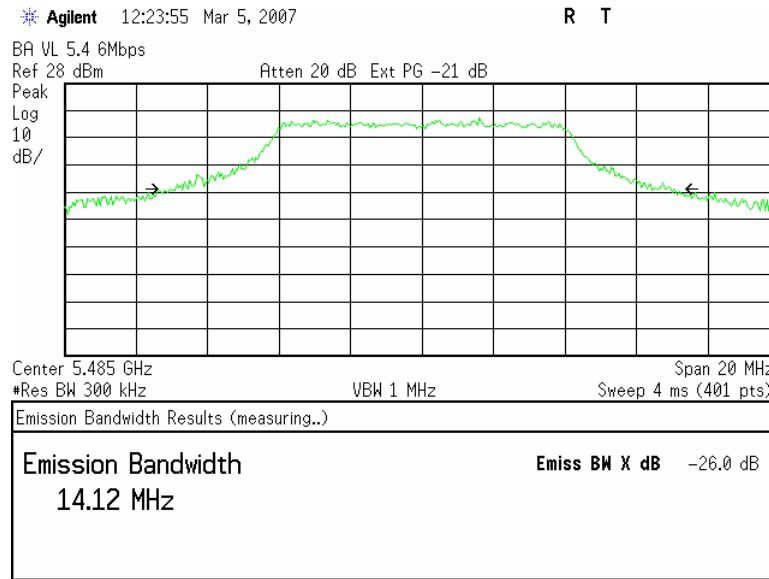
**FCC ID: LKT-VL-53C**

**Antenna Factor**

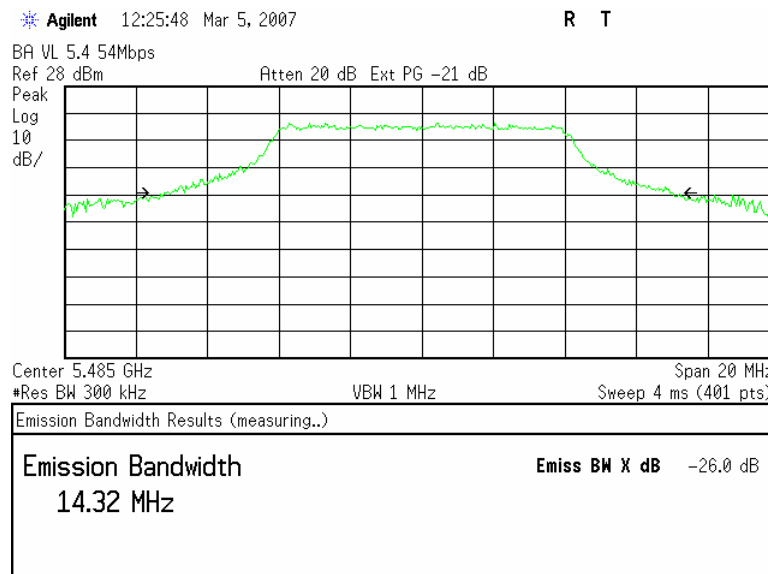
**Double Ridged Guide Antenna mfr EMCO model 3115 1m calibration**

Point	Frequency (MHz)	Antenna Factor (dB/m)
1	1000	23.9
2	2000	28.3
3	3000	31.0
4	4000	33.1
5	4500	32.5
6	5000	32.4
7	6000	53.7
8	6500	35.6
9	7000	36.4
10	7500	36.9
11	8000	37.0
12	8500	38.0
13	9000	38.6
14	9500	38.4
15	10000	38.4
16	10500	38.4
17	11000	38.9
18	11500	39.6
19	12000	39.4
20	12500	39.2
21	13000	40.3
22	13500	41.0
23	14000	41.2
24	14500	41.3
25	15000	40.0
26	15500	38.0
27	16000	38.1
28	16500	40.3
29	17000	42.2
30	17500	44.6
31	18000	46.2

11. **Appendix 3: Test results (plots)**  
**26 dB - Emissions bandwidth test 15.407 a(2)**

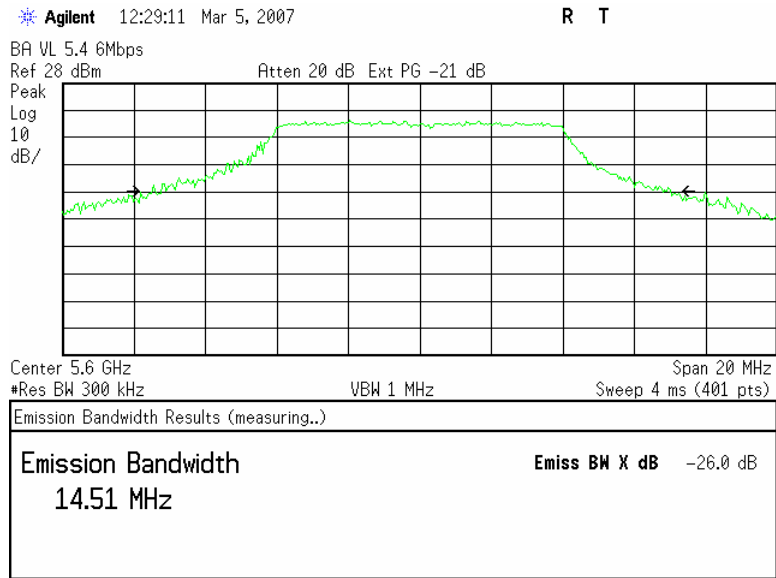


**Plot 5. Carrier Frequency 5.485 GHz, EBW 10 MHz, PRBS 6 Mbit/s**

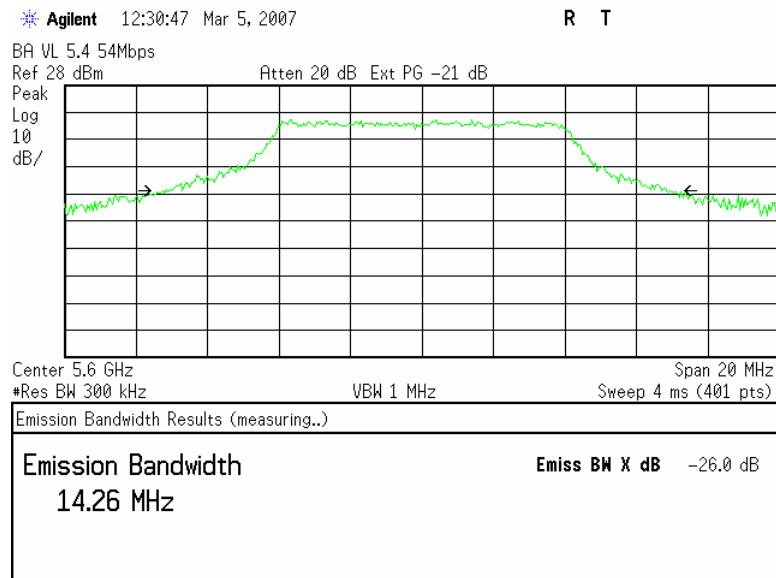


**Plot 6. Carrier Frequency 5.485 GHz , EBW 10 MHz, PRBS 54 Mbit/s**

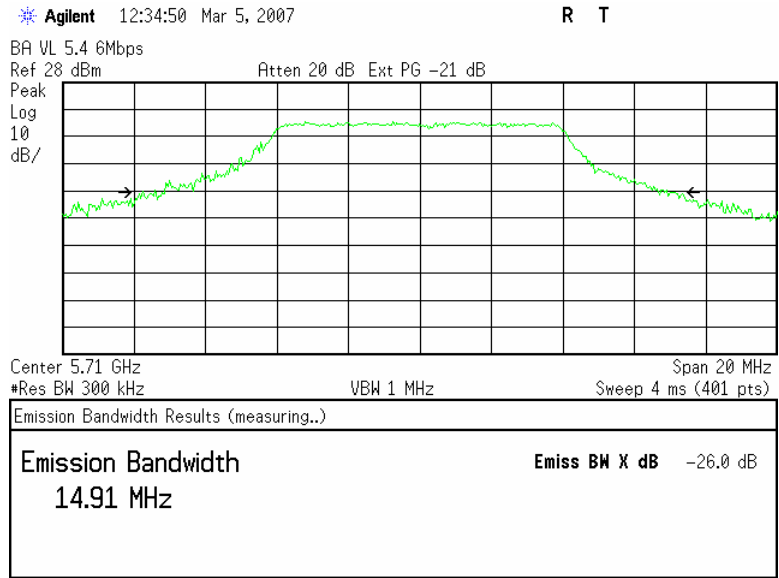
**Test Report No.: 8712311214** **Page 36 of 173 Pages**  
**Title: Test on Broadband Wireless Access system:**  
**BreezeACCESS VL 5.4 System and Point to Point BreezeNET B system**  
**FCC ID: LKT-VL-53C**



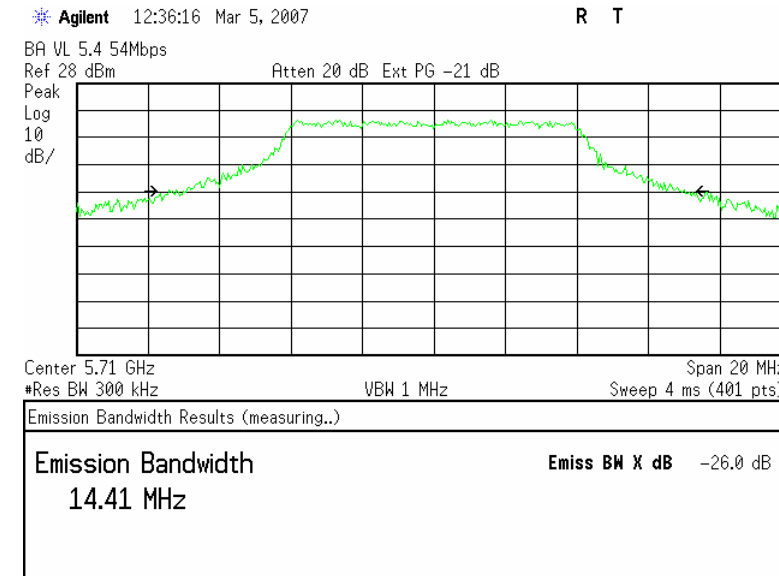
**Plot 7. Carrier Frequency 5.600 GHz, EBW 10 MHz, PRBS 6 Mbit/s**



**Plot 8. Carrier Frequency 5.600 GHz, EBW 10 MHz, PRBS 54 Mbit/s**

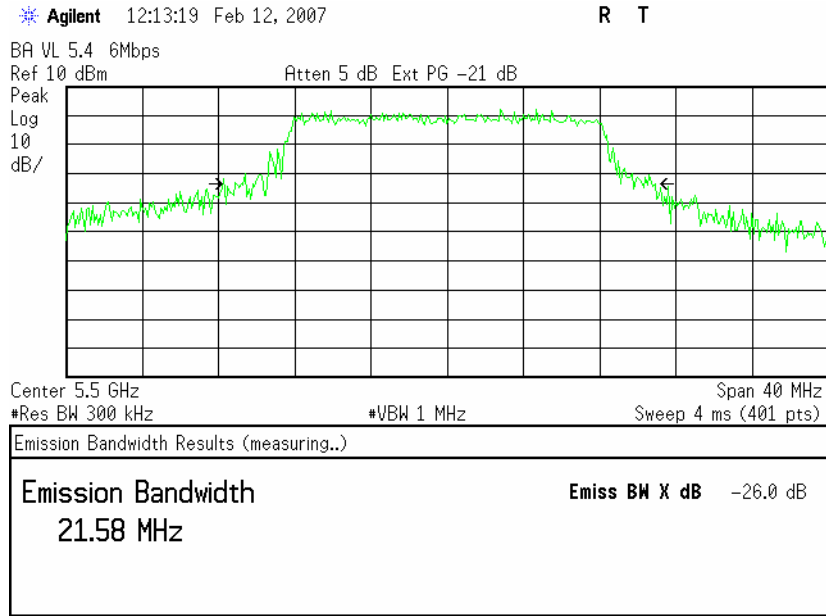


**Plot 9. Carrier Frequency 5.710 GHz, EBW 10 MHz, PRBS 6 Mbit/s**

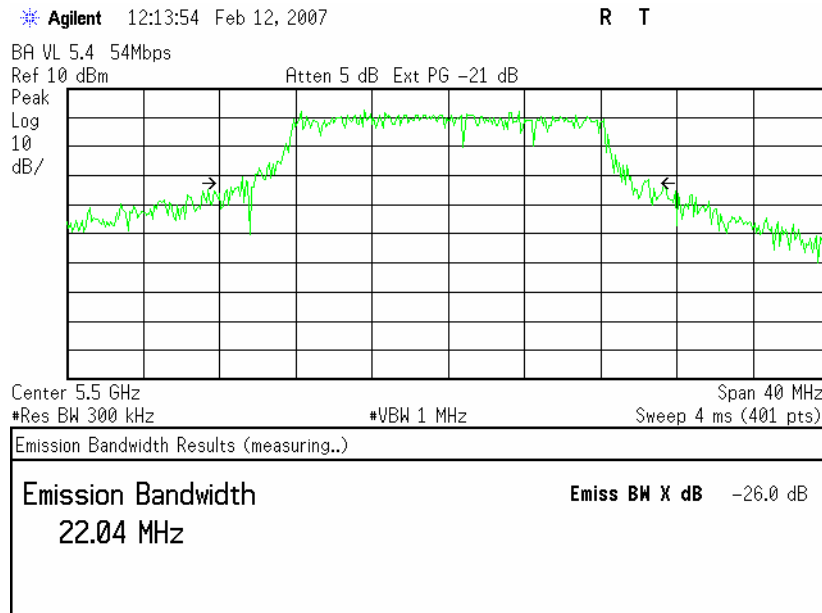


**Plot 10. Carrier Frequency 5.710 GHz, EBW 10 MHz, PRBS 54 Mbit/s**

**Test Report No.: 8712311214** **Page 38 of 173 Pages**  
**Title: Test on Broadband Wireless Access system:**  
**BreezeACCESS VL 5.4 System and Point to Point BreezeNET B system**  
**FCC ID: LKT-VL-53C**

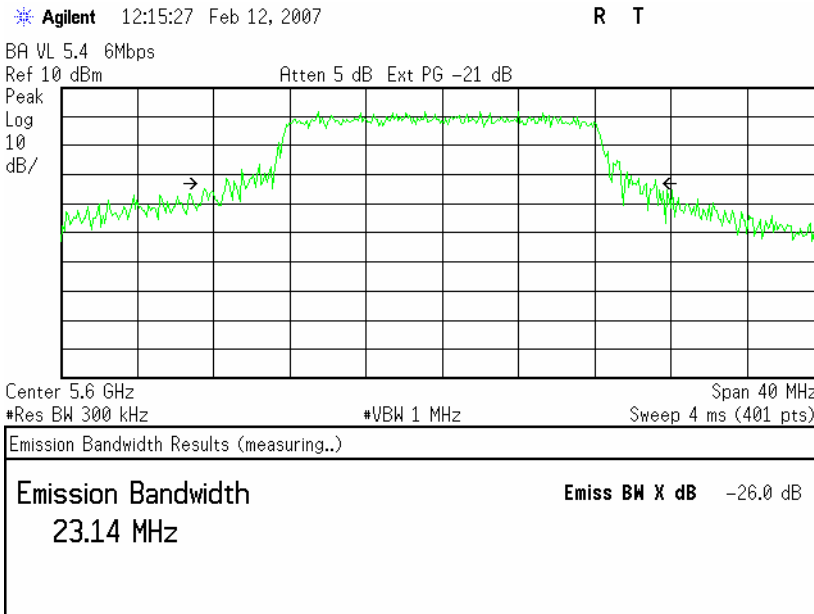


**Plot 11. Carrier Frequency 5.500 GHz, EBW 20 MHz, PRBS 6 Mbit/s**

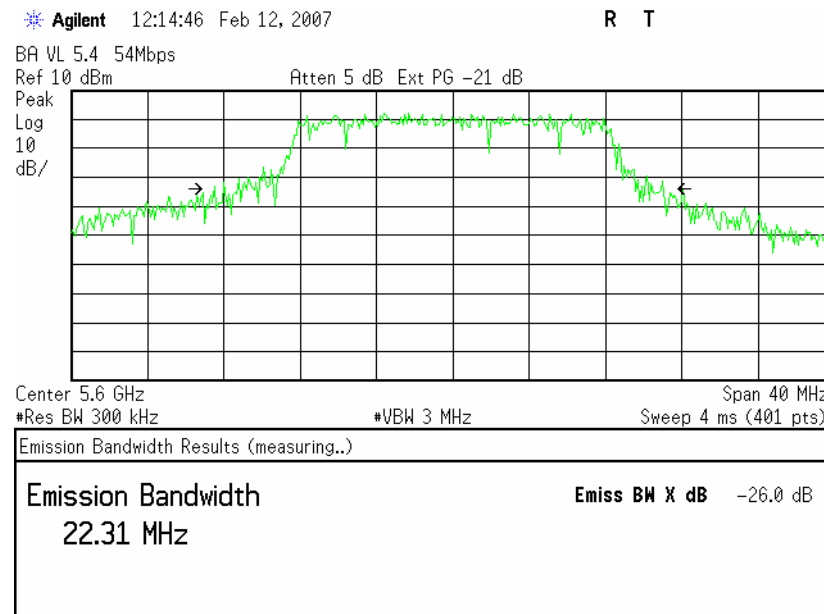


**Plot 12. Carrier Frequency 5.500 GHz, EBW 20 MHz, PRBS 54 Mbit/s**

**Test Report No.: 8712311214** **Page 39 of 173 Pages**  
**Title: Test on Broadband Wireless Access system:**  
**BreezeACCESS VL 5.4 System and Point to Point BreezeNET B system**  
**FCC ID: LKT-VL-53C**



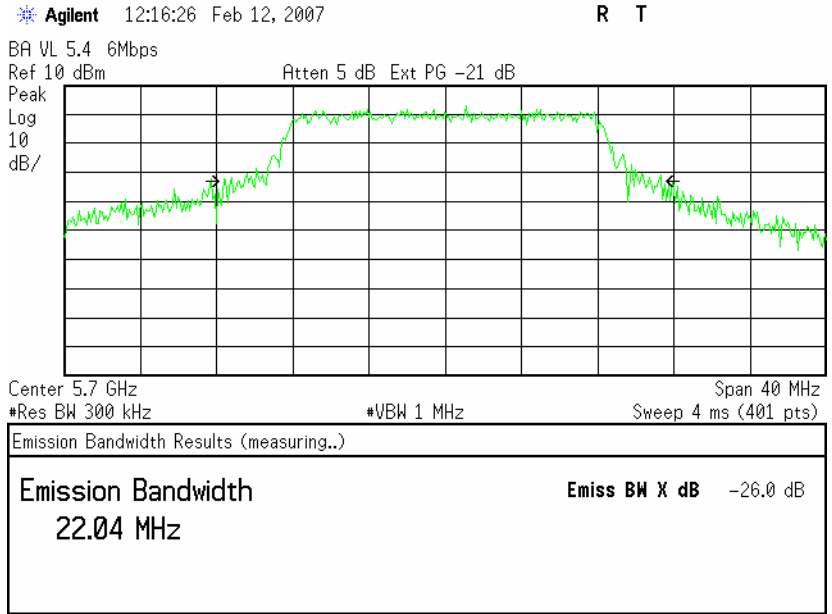
**Plot 13. Carrier Frequency 5.600 GHz, EBW 20 MHz, PRBS 6 Mbit/s**



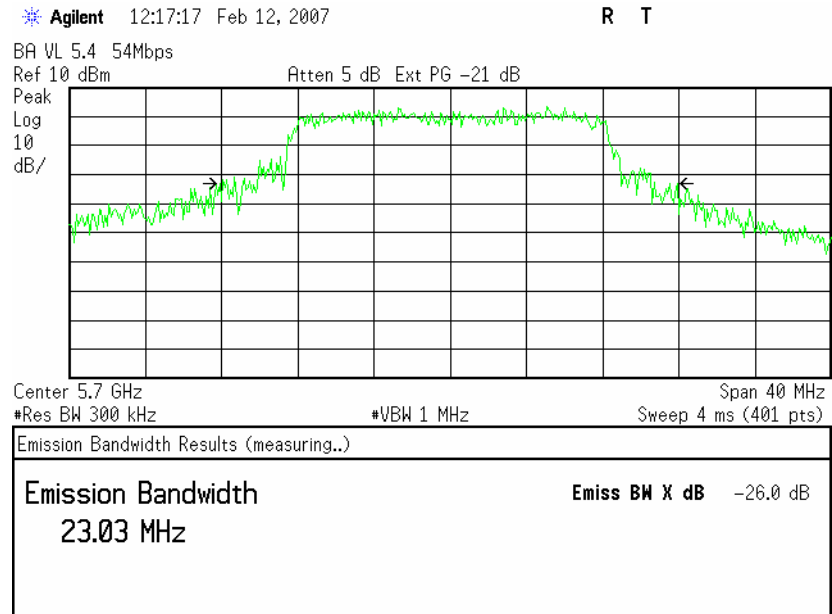
**Plot 14. Carrier Frequency 5.600 GHz, EBW 20 MHz, PRBS 54 Mbit/s**



**Test Report No.: 8712311214** **Page 40 of 173 Pages**  
**Title: Test on Broadband Wireless Access system:**  
**BreezeACCESS VL 5.4 System and Point to Point BreezeNET B system**  
**FCC ID: LKT-VL-53C**

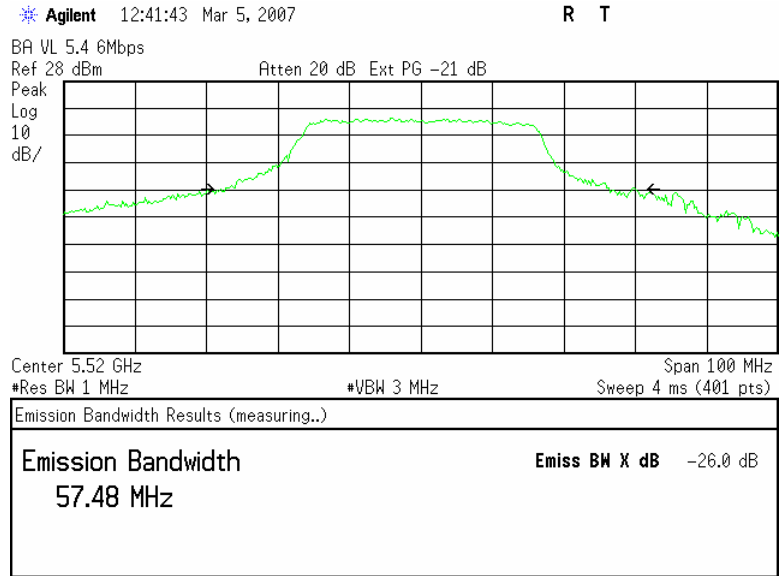


**Plot 15. Carrier Frequency 5.700 GHz, EBW 20 MHz, PRBS 6 Mbit/s**

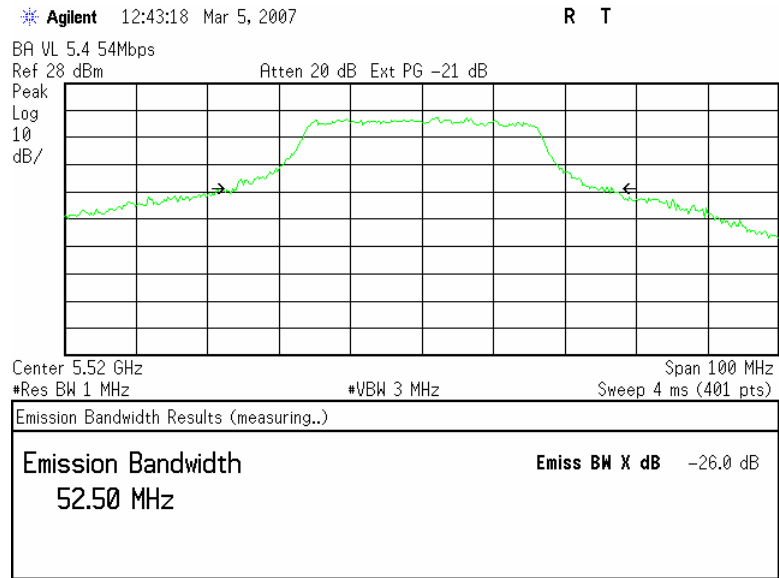


**Plot 16. Carrier Frequency 5.700 GHz, EBW 20 MHz, PRBS 54 Mbit/s**

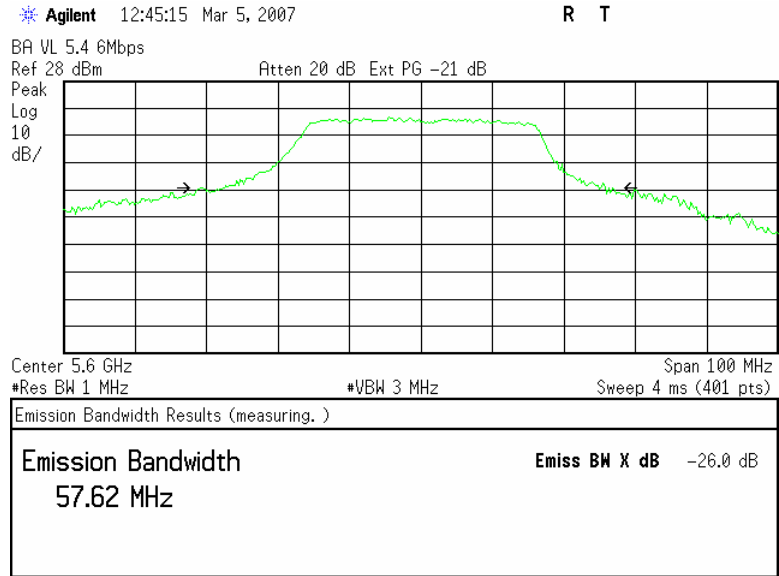
**Test Report No.: 8712311214** **Page 41 of 173 Pages**  
**Title: Test on Broadband Wireless Access system:**  
**BreezeACCESS VL 5.4 System and Point to Point BreezeNET B system**  
**FCC ID: LKT-VL-53C**



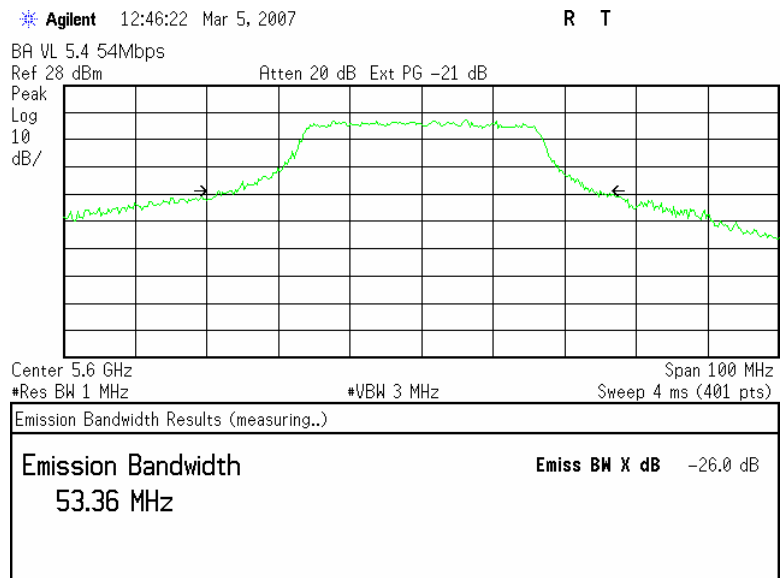
**Plot 17. Carrier Frequency 5.520 GHz, EBW 40 MHz, PRBS 6 Mbit/s**



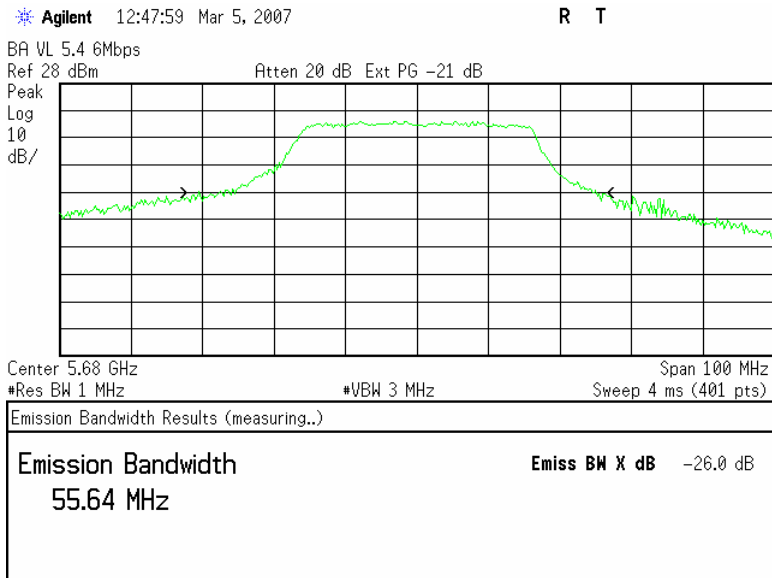
**Plot 18. Carrier Frequency 5.520 GHz, EBW 40 MHz, PRBS 54 Mbit/s**



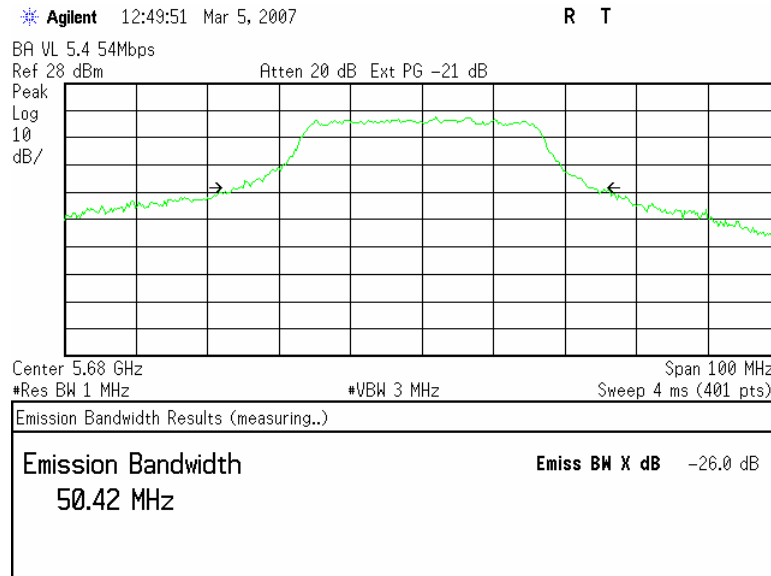
**Plot 19. Carrier Frequency 5.600 GHz, EBW 40 MHz, PRBS 6 Mbit/s**



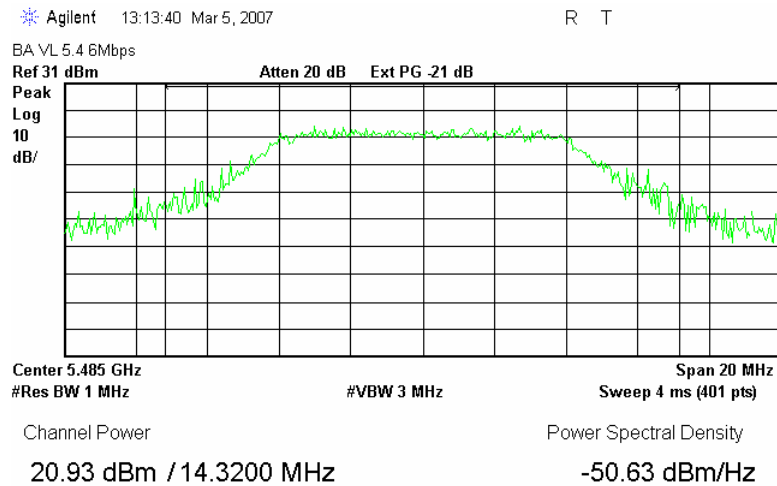
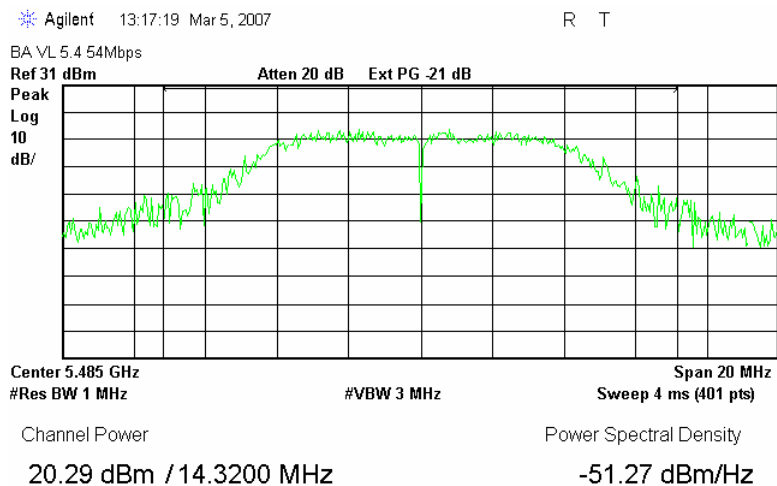
**Plot 20. Carrier Frequency 5.600 GHz, EBW 40 MHz, PRBS 54 Mbit/s**



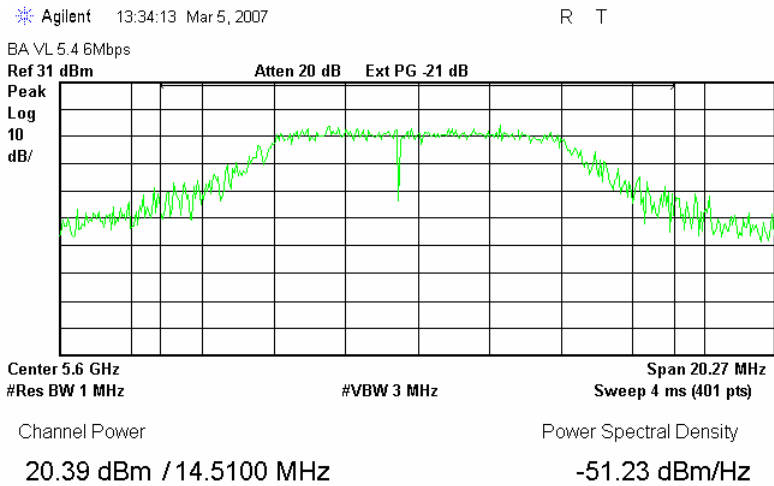
**Plot 21. Carrier Frequency 5.680 GHz, EBW 40 MHz, PRBS 6 Mbit/s**



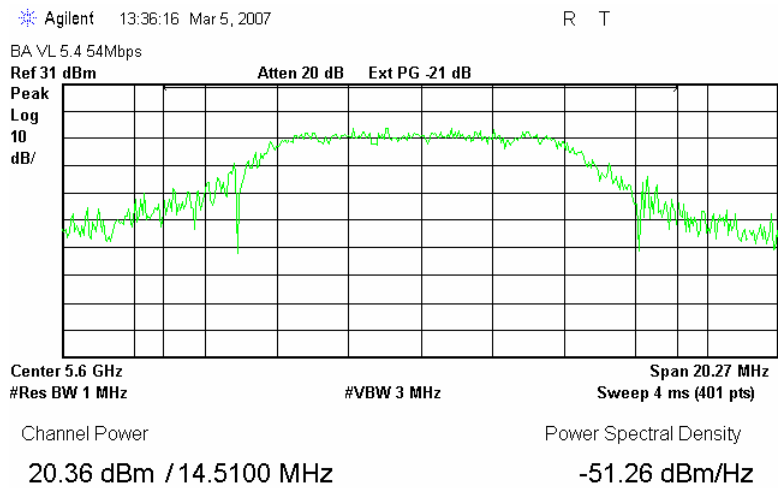
**Plot 22. Carrier Frequency 5.680 GHz, EBW 40 MHz, PRBS 54 Mbit/s**

**Test Report No.: 8712311214****Page 44 of 173 Pages****Title: Test on Broadband Wireless Access system:****BreezeACCESS VL 5.4 System and Point to Point BreezeNET B system****FCC ID: LKT-VL-53C****11.1. Peak Transmit Power test 15.407a (2)****Plot 23. Carrier Frequency 5.485 GHz, EBW 10 MHz, PRBS 6 Mbit/s****Plot 24. Carrier Frequency 5.485 GHz, EBW 10 MHz, PRBS 54 Mbit/s**

**Test Report No.:** 8712311214 **Page 45 of 173 Pages**  
**Title:** Test on Broadband Wireless Access system:  
**BreezeACCESS VL 5.4 System and Point to Point BreezeNET B system**  
**FCC ID:** LKT-VL-53C

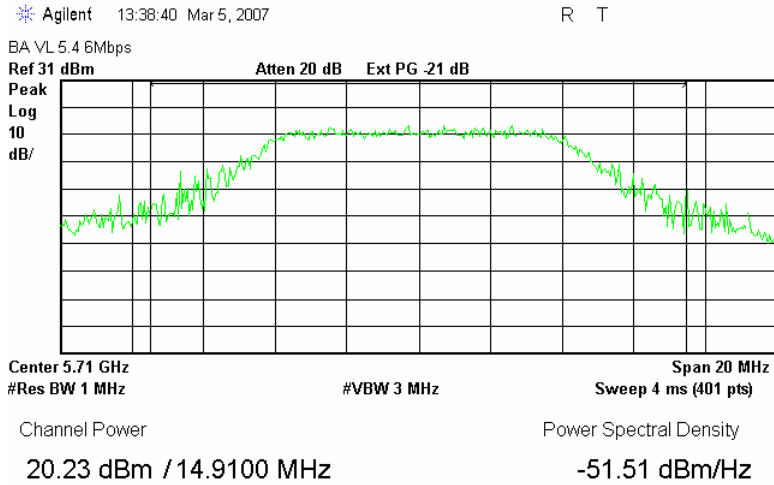


**Plot 25. Carrier Frequency 5.600 GHz, EBW 10 MHz, PRBS 6 Mbit/s**

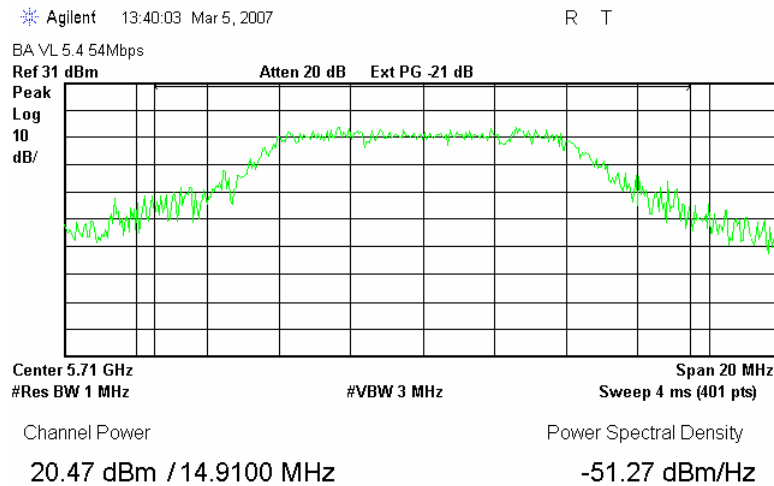


**Plot 26. Carrier Frequency 5.600 GHz, EBW 10 MHz, PRBS 54 Mbit/s**

**Test Report No.: 8712311214** **Page 46 of 173 Pages**  
**Title: Test on Broadband Wireless Access system:**  
**BreezeACCESS VL 5.4 System and Point to Point BreezeNET B system**  
**FCC ID: LKT-VL-53C**

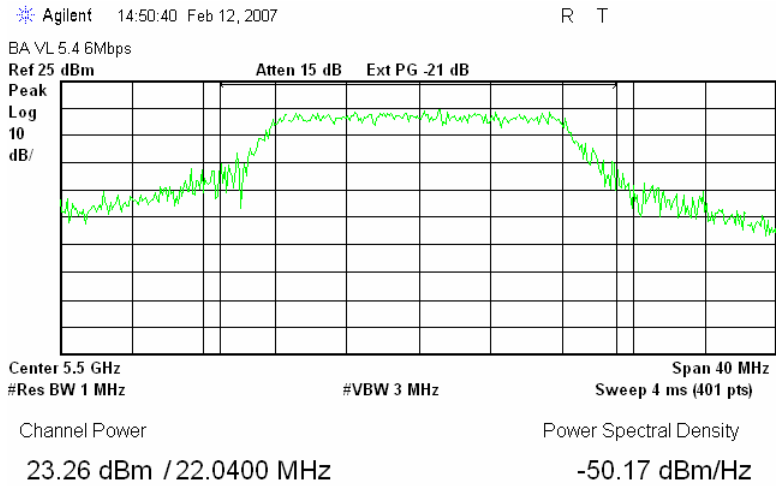


**Plot 27. Carrier Frequency 5.710 GHz, EBW 10 MHz, PRBS 6 Mbit/s**

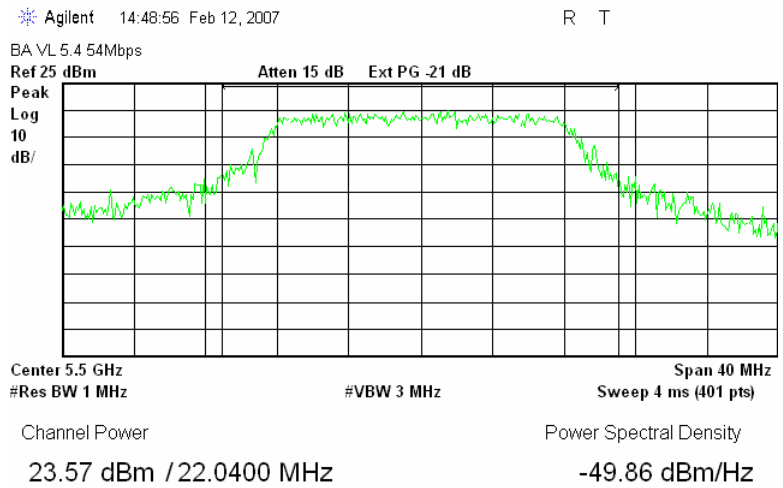


**Plot 28. Carrier Frequency 5.710 GHz, EBW 10 MHz, PRBS 54 Mbit/s**

**Test Report No.: 8712311214** **Page 47 of 173 Pages**  
**Title: Test on Broadband Wireless Access system:**  
**BreezeACCESS VL 5.4 System and Point to Point BreezeNET B system**  
**FCC ID: LKT-VL-53C**



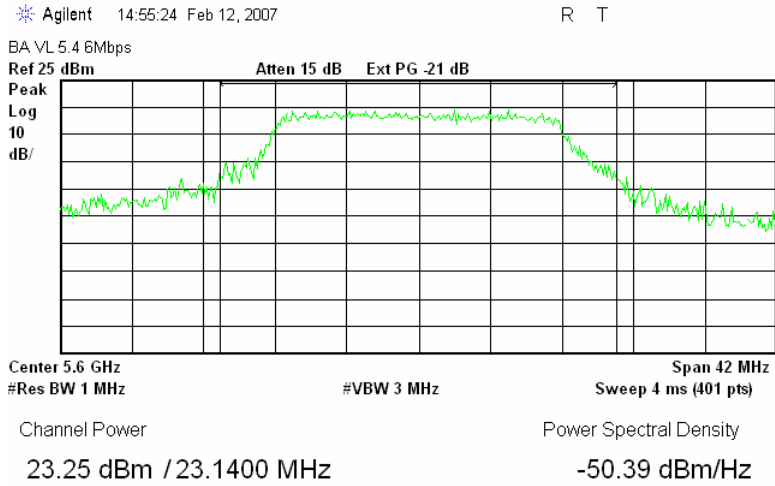
**Plot 29. Carrier Frequency 5.500 GHz, EBW 20 MHz, PRBS 6 Mbit/s**



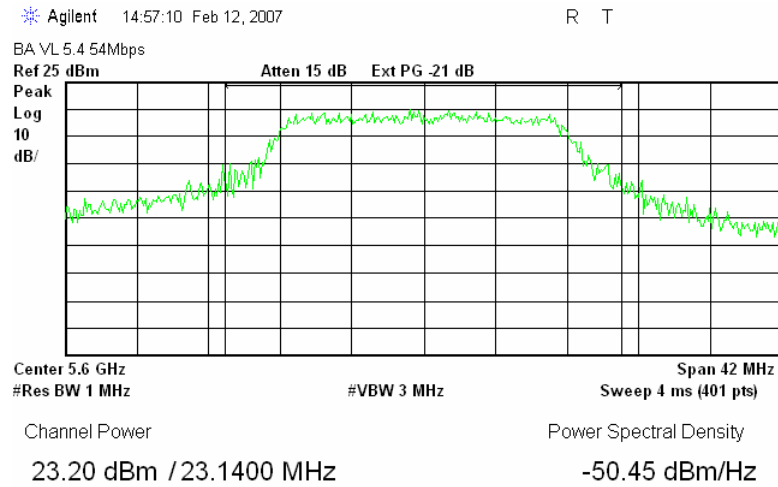
**Plot 30. Carrier Frequency 5.500 GHz, EBW 20 MHz, PRBS 54 Mbit/s**



**Test Report No.: 8712311214** **Page 48 of 173 Pages**  
**Title: Test on Broadband Wireless Access system:**  
**BreezeACCESS VL 5.4 System and Point to Point BreezeNET B system**  
**FCC ID: LKT-VL-53C**

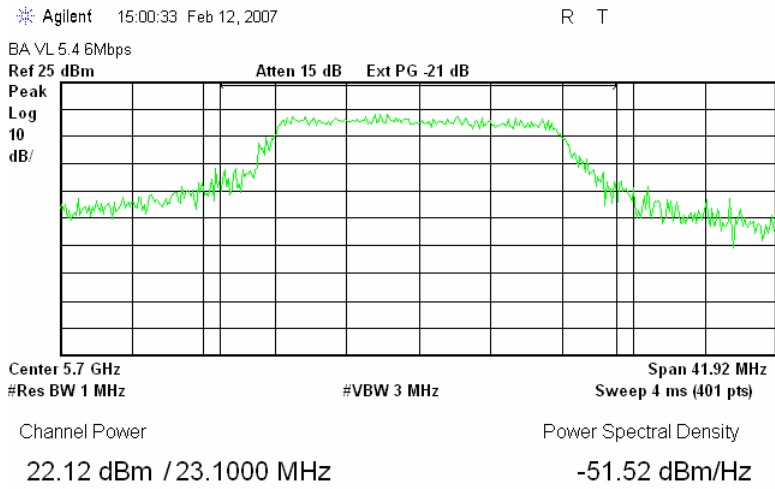


**Plot 31. Carrier Frequency 5.600 GHz, EBW 20 MHz, PRBS 6 Mbit/s**

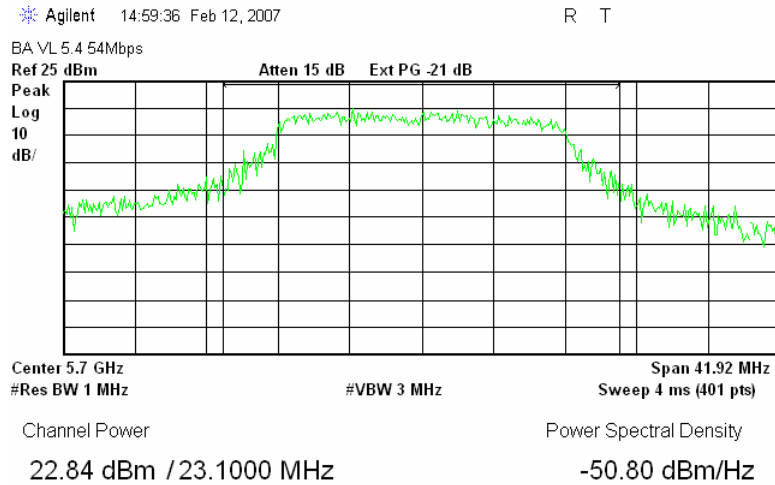


**Plot 32. Carrier Frequency 5.600 GHz, EBW 20 MHz, PRBS 54 Mbit/s**

**Test Report No.: 8712311214** **Page 49 of 173 Pages**  
**Title: Test on Broadband Wireless Access system:**  
**BreezeACCESS VL 5.4 System and Point to Point BreezeNET B system**  
**FCC ID: LKT-VL-53C**

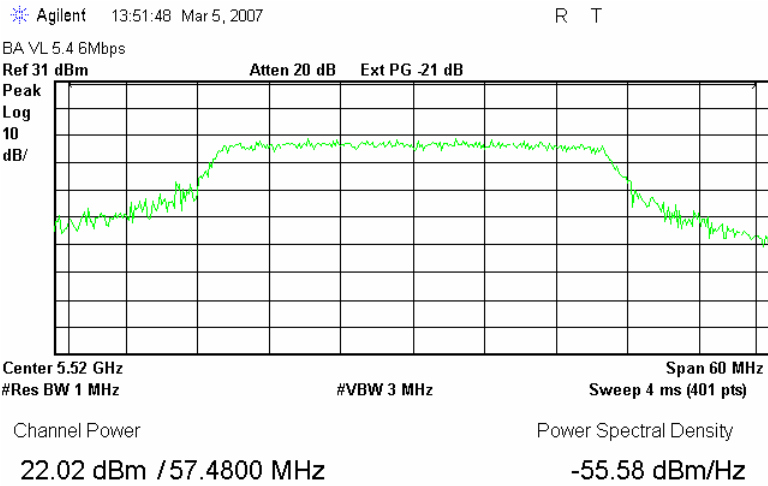


**Plot 33. Carrier Frequency 5.700 GHz, EBW 20 MHz, PRBS 6 Mbit/s**

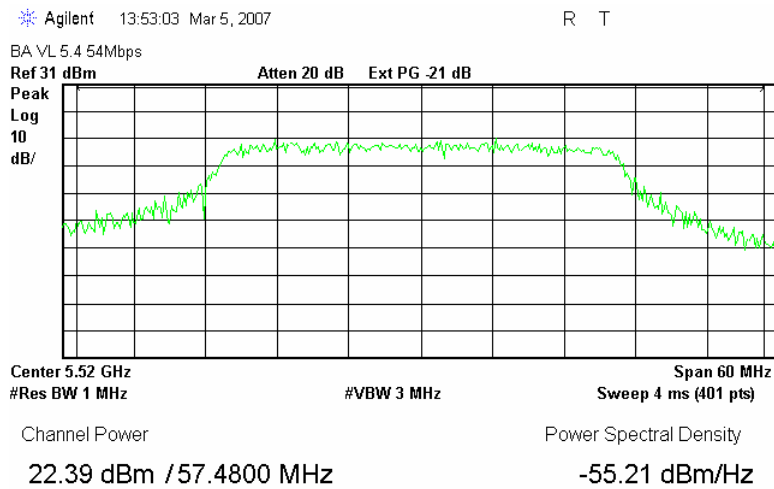


**Plot 34. Carrier Frequency 5.700 GHz, EBW 20 MHz, PRBS 54 Mbit/s**

**Test Report No.: 8712311214** **Page 50 of 173 Pages**  
**Title: Test on Broadband Wireless Access system:**  
**BreezeACCESS VL 5.4 System and Point to Point BreezeNET B system**  
**FCC ID: LKT-VL-53C**

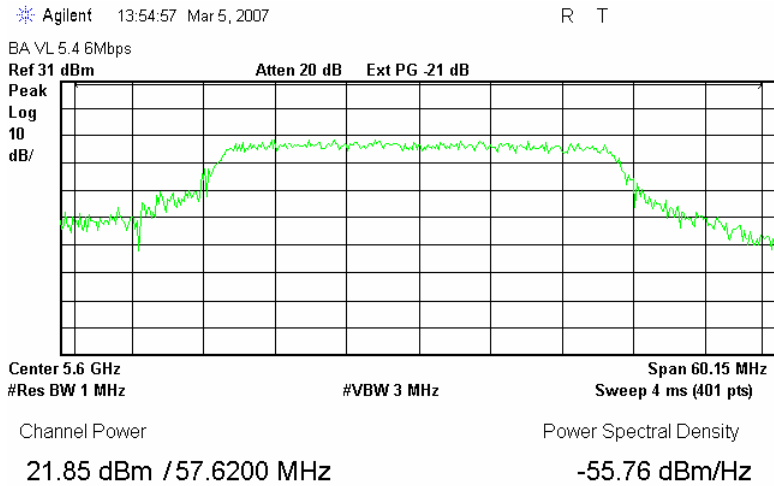


**Plot 35. Carrier Frequency 5.520 GHz, EBW 40 MHz, PRBS 6 Mbit/s**

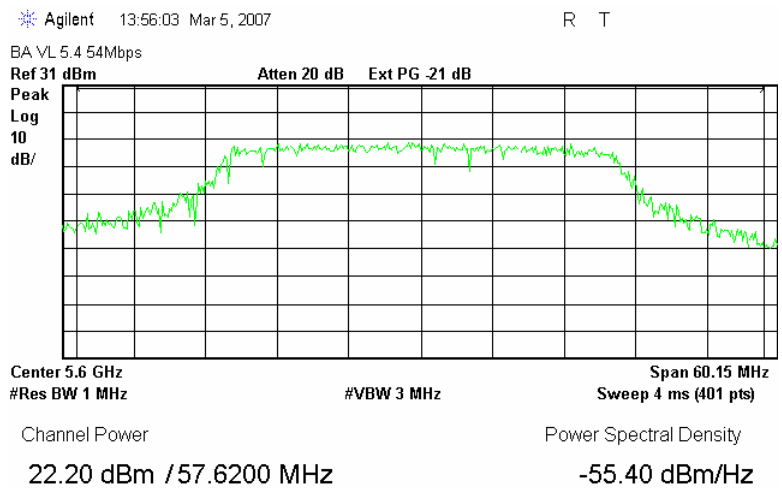


**Plot 36. Carrier Frequency 5.520 GHz, EBW 40 MHz, PRBS 54 Mbit/s**

**Test Report No.:** 8712311214 **Page 51 of 173 Pages**  
**Title:** Test on Broadband Wireless Access system:  
**BreezeACCESS VL 5.4 System and Point to Point BreezeNET B system**  
**FCC ID:** LKT-VL-53C

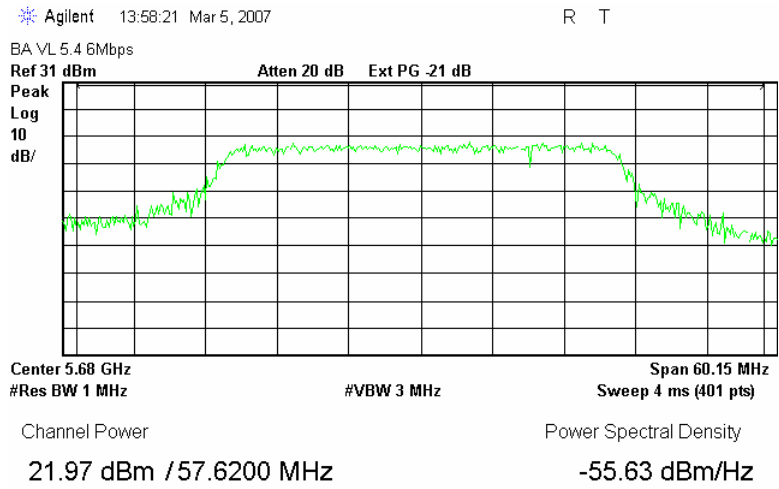


**Plot 37. Carrier Frequency 5.600 GHz, EBW 40 MHz, PRBS 6 Mbit/s**

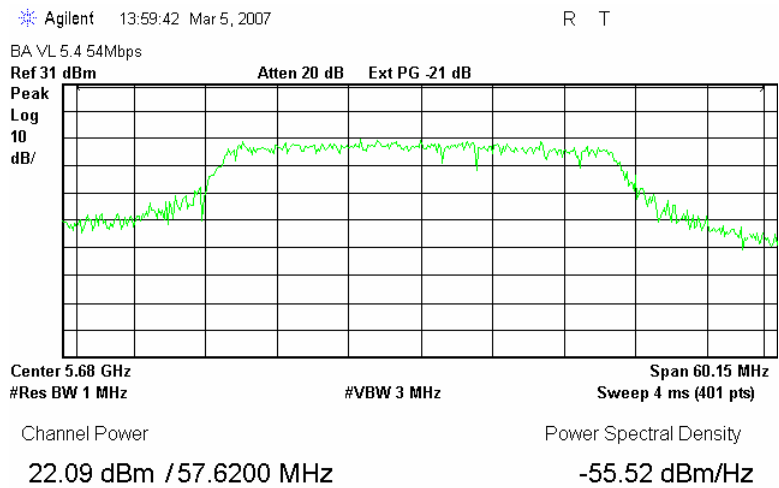


**Plot 38. Carrier Frequency 5.600 GHz, EBW 40 MHz, PRBS 54 Mbit/s**

**Test Report No.:** 8712311214 **Page 52 of 173 Pages**  
**Title:** Test on Broadband Wireless Access system:  
**BreezeACCESS VL 5.4 System and Point to Point BreezeNET B system**  
**FCC ID:** LKT-VL-53C



**Plot 39. Carrier Frequency 5.680 GHz, EBW 40 MHz, PRBS 6 Mbit/s**



**Plot 40. Carrier Frequency 5.680 GHz, EBW 40 MHz, PRBS 54 Mbit/s**

Test Report No.: 8712311214

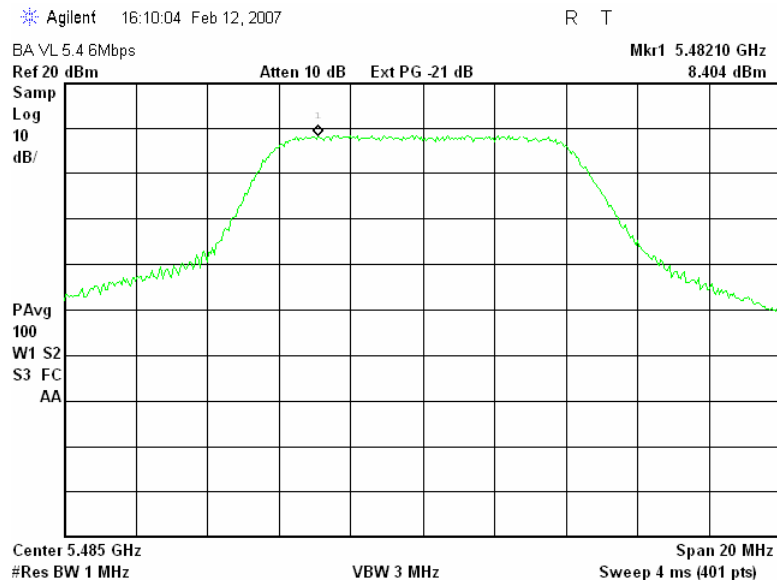
Page 53 of 173 Pages

Title: Test on Broadband Wireless Access system:

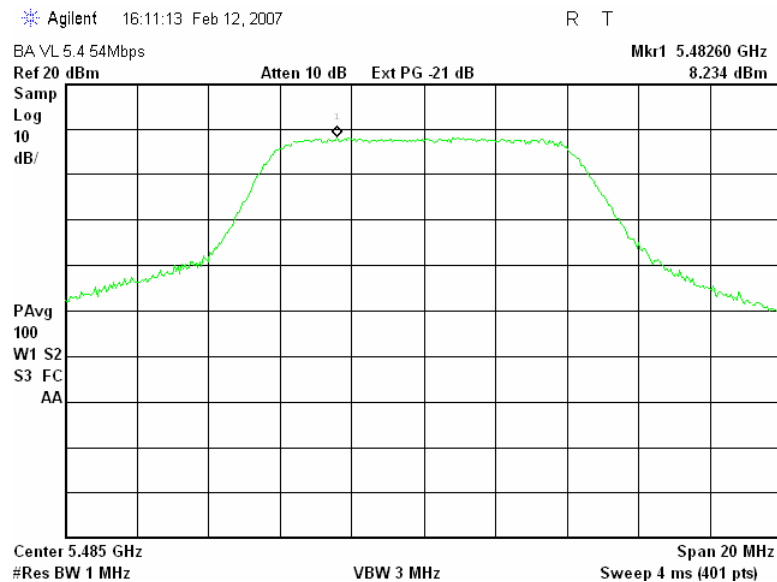
BreezeACCESS VL 5.4 System and Point to Point BreezeNET B system

FCC ID: LKT-VL-53C

### 11.2. Peak Power Spectral Density 15.407a (2)

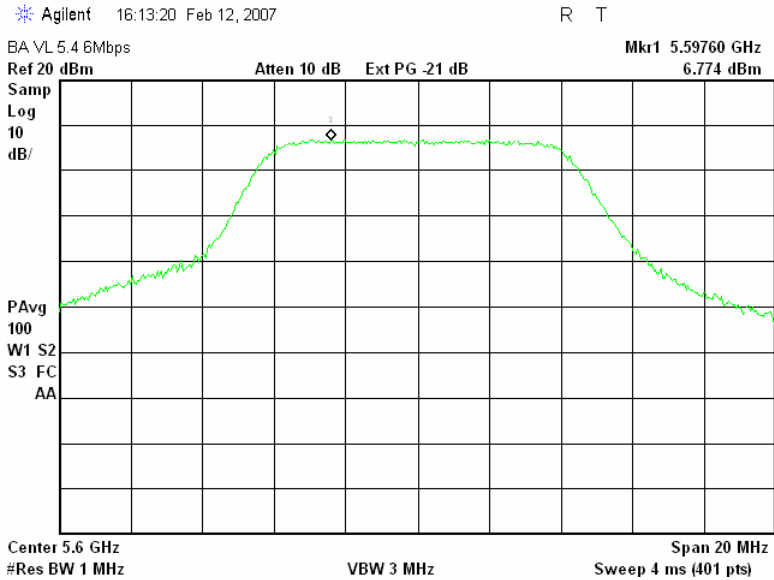


Plot 41. Carrier Frequency 5.485 GHz, EBW 10 MHz, PRBS 6 Mbit/s

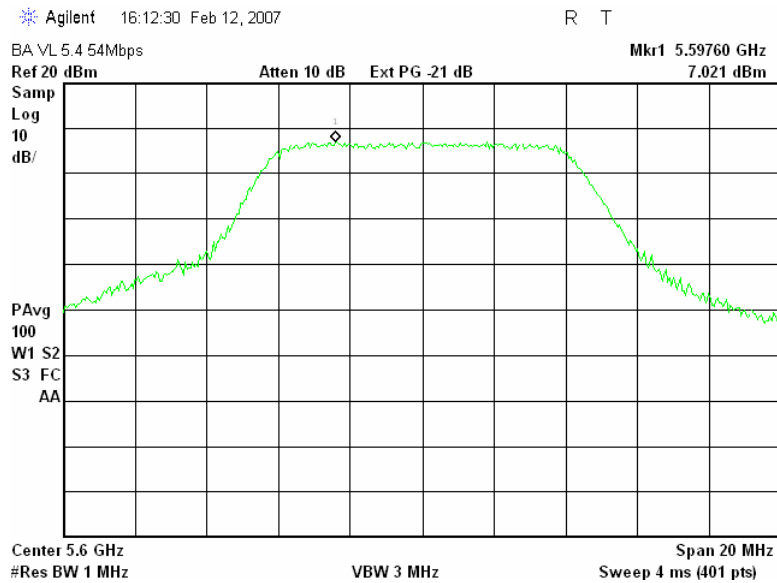


Plot 42. Carrier Frequency 5.485 GHz, EBW 10 MHz, PRBS 54 Mbit/s

**Test Report No.: 8712311214** **Page 54 of 173 Pages**  
**Title: Test on Broadband Wireless Access system:**  
**BreezeACCESS VL 5.4 System and Point to Point BreezeNET B system**  
**FCC ID: LKT-VL-53C**

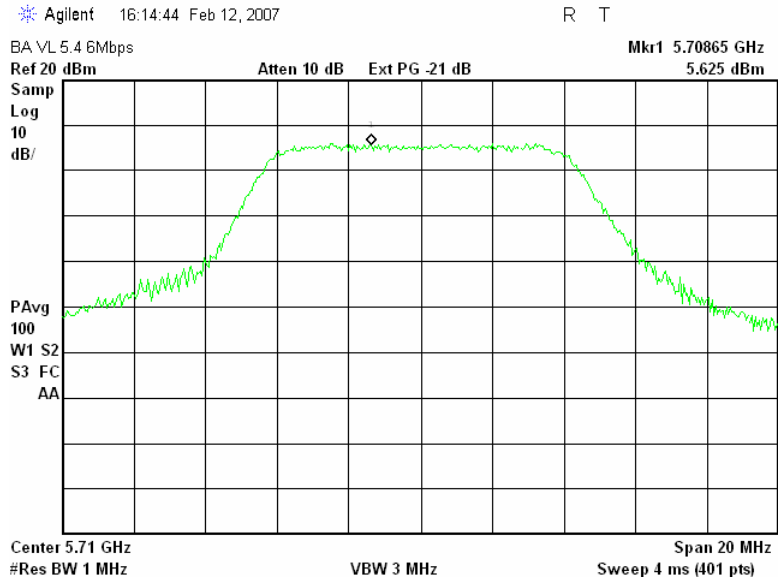


**Plot 43. Carrier Frequency 5.600 GHz, EBW 10 MHz, PRBS 6 Mbit/s**

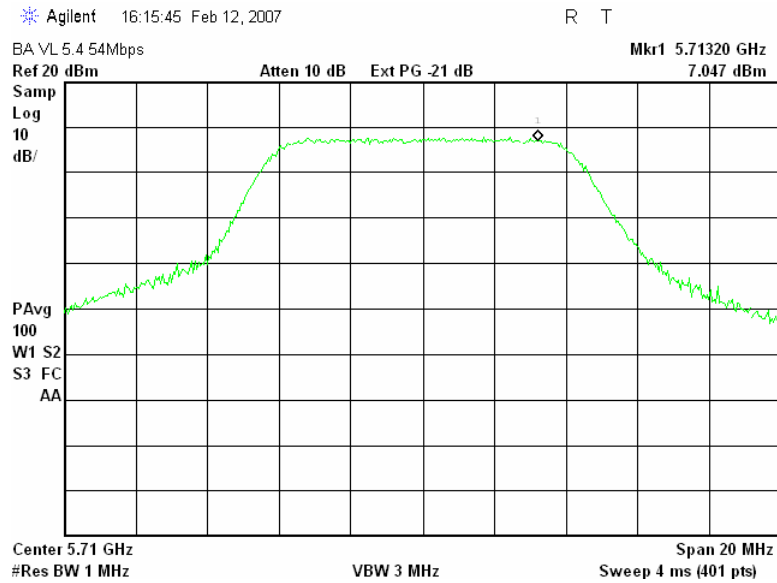


**Plot 44. Carrier Frequency 5.600 GHz, EBW 10 MHz, PRBS 54 Mbit/s**

**Test Report No.: 8712311214** **Page 55 of 173 Pages**  
**Title: Test on Broadband Wireless Access system:**  
**BreezeACCESS VL 5.4 System and Point to Point BreezeNET B system**  
**FCC ID: LKT-VL-53C**



**Plot 45. Carrier Frequency 5.710 GHz, EBW 10 MHz, PRBS 6 Mbit/s**



**Plot 46. Carrier Frequency 5.710 GHz, EBW 10 MHz, PRBS 54 Mbit/s**



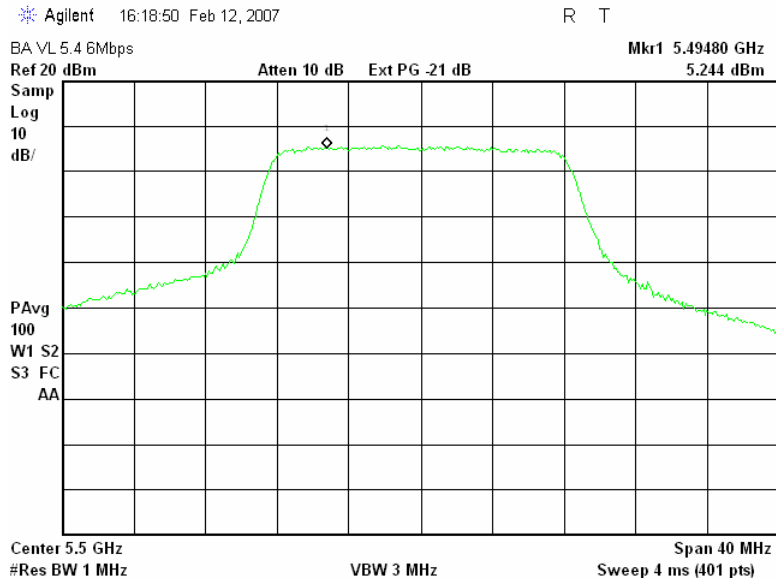
Test Report No.: 8712311214

Page 56 of 173 Pages

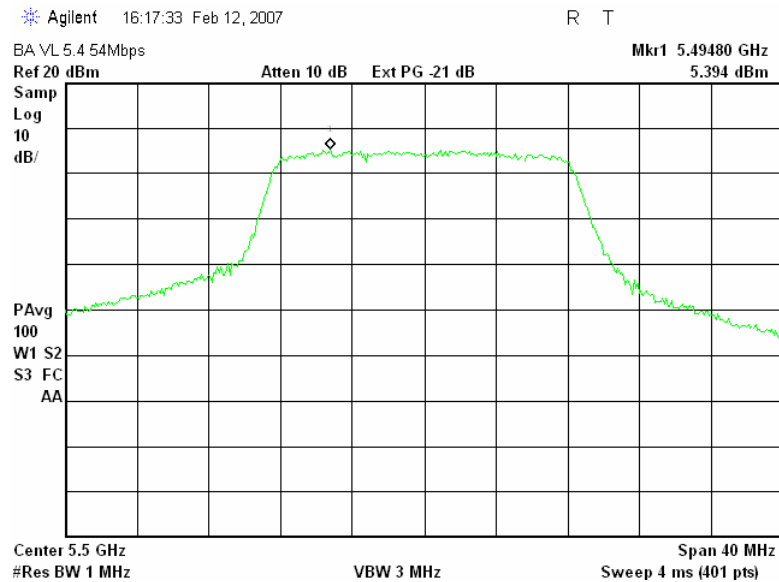
Title: Test on Broadband Wireless Access system:

BreezeACCESS VL 5.4 System and Point to Point BreezeNET B system

FCC ID: LKT-VL-53C

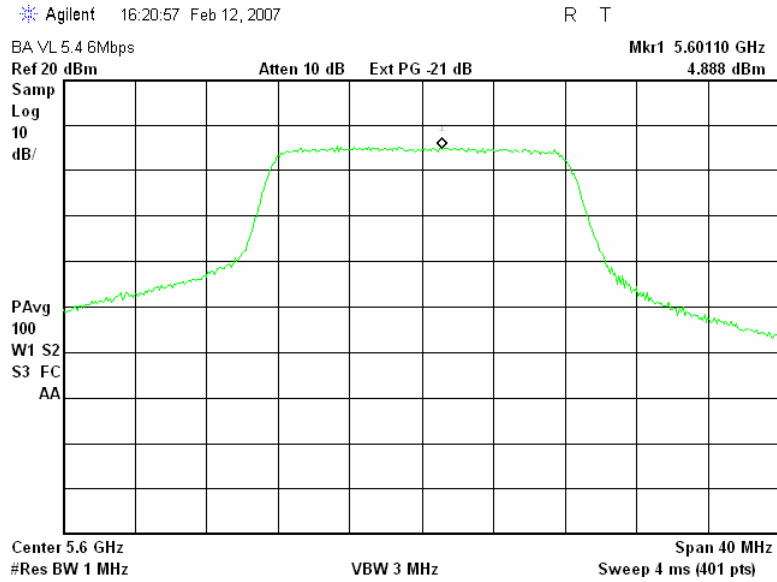


Plot 47. Carrier Frequency 5.500 GHz, EBW 20 MHz, PRBS 6 Mbit/s

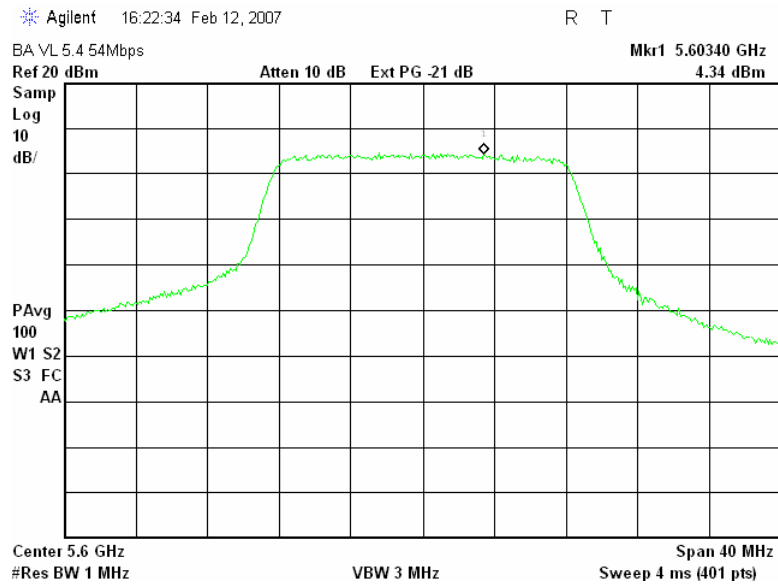


Plot 48. Carrier Frequency 5.500 GHz, EBW 20 MHz, PRBS 54 Mbit/s

**Test Report No.: 8712311214** **Page 57 of 173 Pages**  
**Title: Test on Broadband Wireless Access system:**  
**BreezeACCESS VL 5.4 System and Point to Point BreezeNET B system**  
**FCC ID: LKT-VL-53C**

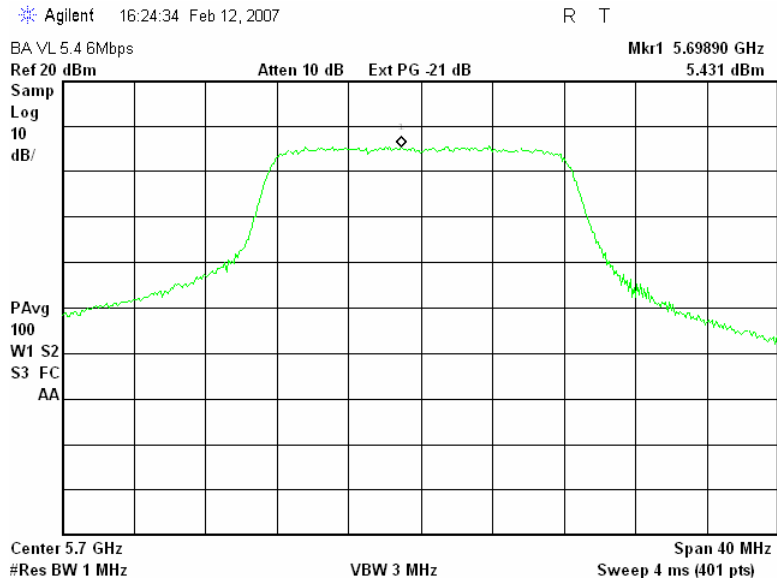


**Plot 49. Carrier Frequency 5.600 GHz, EBW 20 MHz, PRBS 6 Mbit/s**

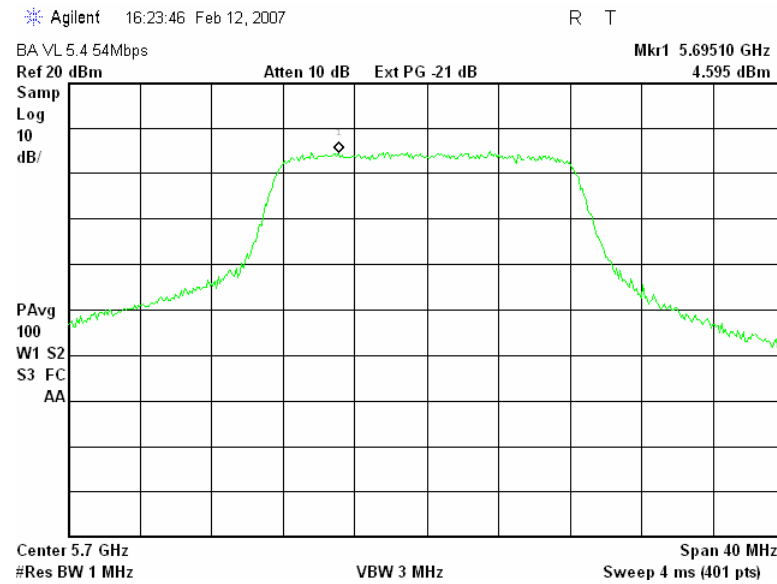


**Plot 50. Carrier Frequency 5.600 GHz, EBW 20 MHz, PRBS 54 Mbit/s**

**Test Report No.: 8712311214** **Page 58 of 173 Pages**  
**Title: Test on Broadband Wireless Access system:**  
**BreezeACCESS VL 5.4 System and Point to Point BreezeNET B system**  
**FCC ID: LKT-VL-53C**

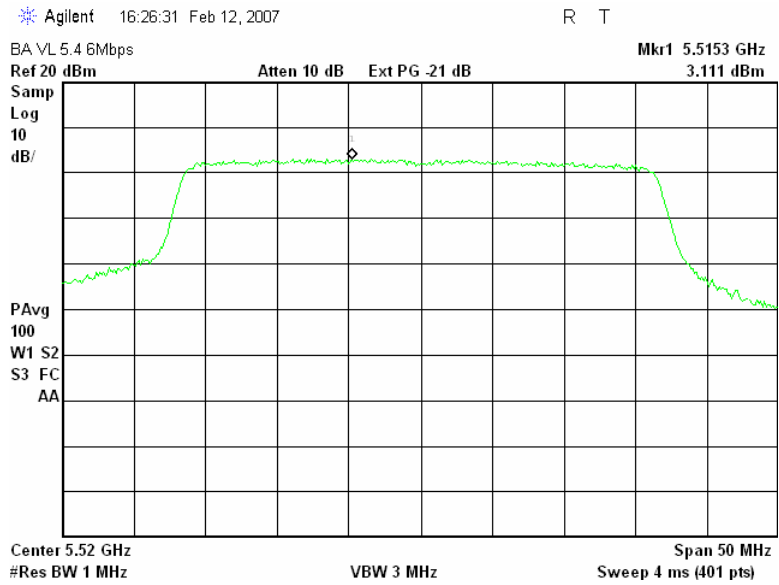


**Plot 51. Carrier Frequency 5.700 GHz, EBW 20 MHz, PRBS 6 Mbit/s**

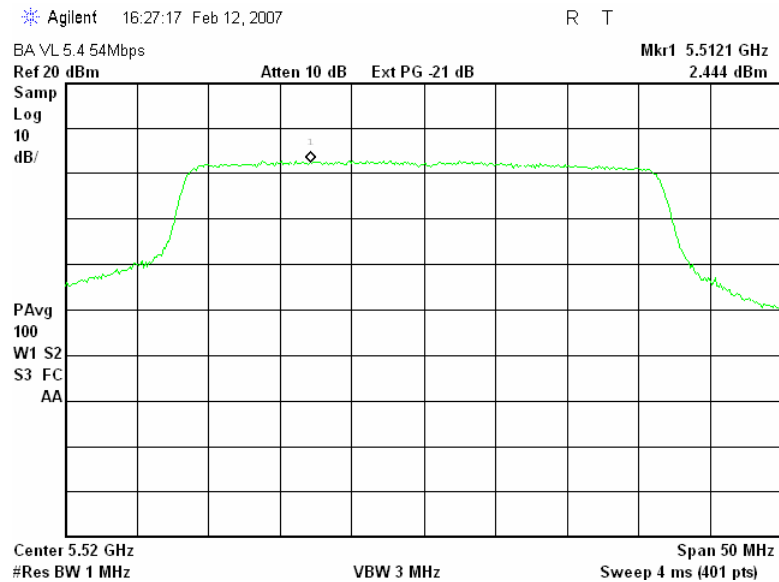


**Plot 52. Carrier Frequency 5.700 GHz, EBW 20 MHz, PRBS 54 Mbit/s**

**Test Report No.: 8712311214** **Page 59 of 173 Pages**  
**Title: Test on Broadband Wireless Access system:**  
**BreezeACCESS VL 5.4 System and Point to Point BreezeNET B system**  
**FCC ID: LKT-VL-53C**

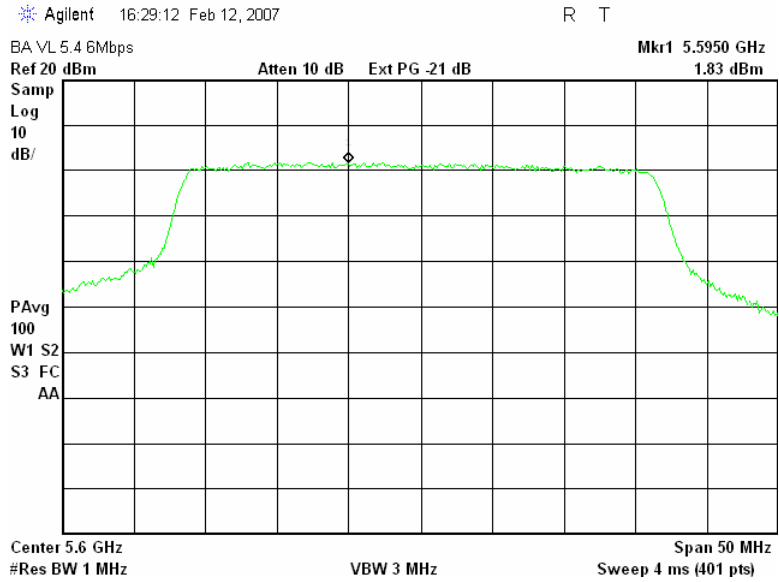


**Plot 53. Carrier Frequency 5.520 GHz, EBW 40 MHz, PRBS 6 Mbit/s**

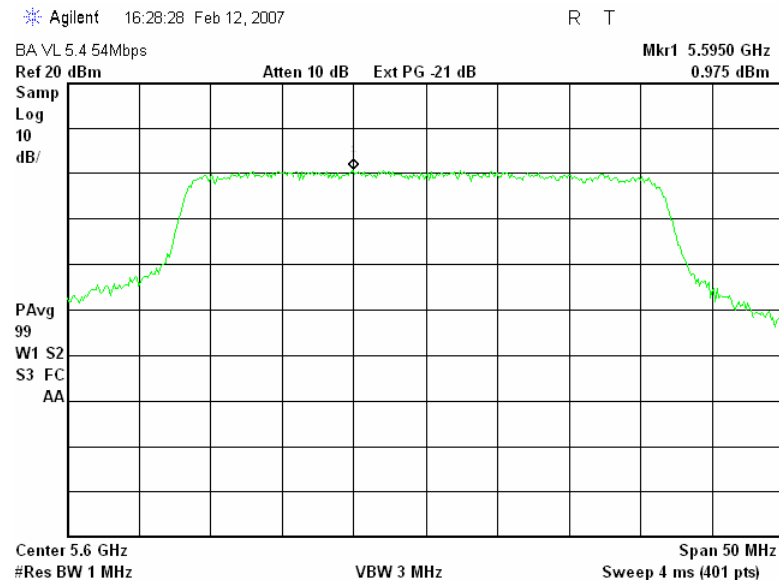


**Plot 54. Carrier Frequency 5.520 GHz, EBW 40 MHz, PRBS 54 Mbit/s**

**Test Report No.: 8712311214** **Page 60 of 173 Pages**  
**Title: Test on Broadband Wireless Access system:**  
**BreezeACCESS VL 5.4 System and Point to Point BreezeNET B system**  
**FCC ID: LKT-VL-53C**

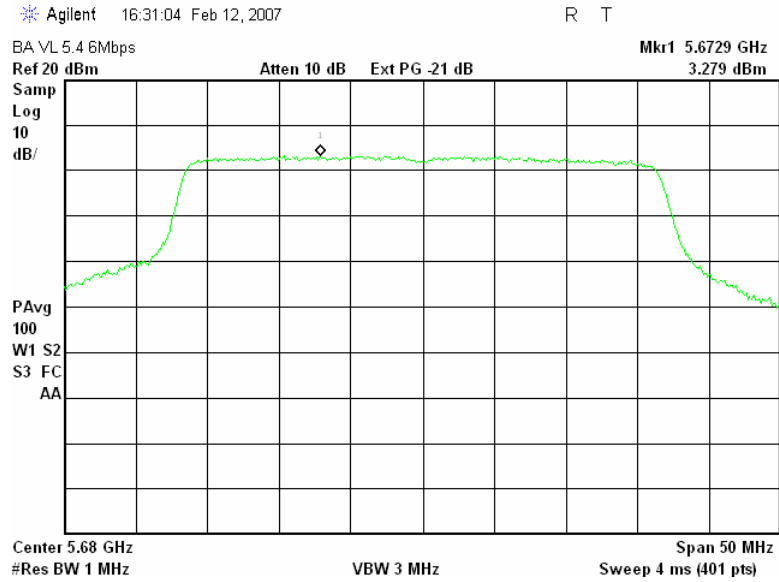


**Plot 55. Carrier Frequency 5.600 GHz, EBW 40 MHz, PRBS 6 Mbit/s**

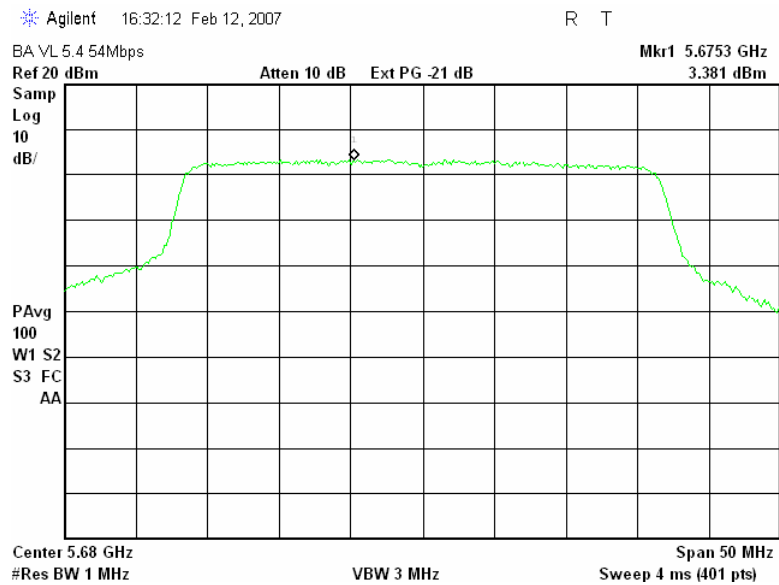


**Plot 56. Carrier Frequency 5.600 GHz, EBW 40 MHz, PRBS 54 Mbit/s**

**Test Report No.: 8712311214** **Page 61 of 173 Pages**  
**Title: Test on Broadband Wireless Access system:**  
**BreezeACCESS VL 5.4 System and Point to Point BreezeNET B system**  
**FCC ID: LKT-VL-53C**



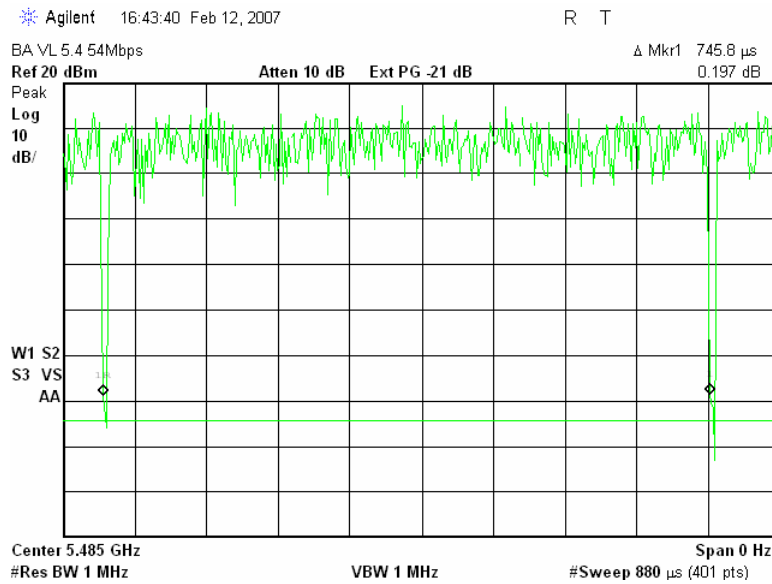
**Plot 57. Carrier Frequency 5.680 GHz, EBW 40 MHz, PRBS 6 Mbit/s**



**Plot 58. Carrier Frequency 5.680 GHz, EBW 40 MHz, PRBS 54 Mbit/s**

**Test Report No.:** 8712311214 **Page 62 of 173 Pages**  
**Title:** Test on Broadband Wireless Access system:  
**BreezeACCESS VL 5.4 System and Point to Point BreezeNET B system**  
**FCC ID:** LKT-VL-53C

**11.3. BA VL transmitter time duration for the ratio of the Peak Execution measurements 15.407a (6)**



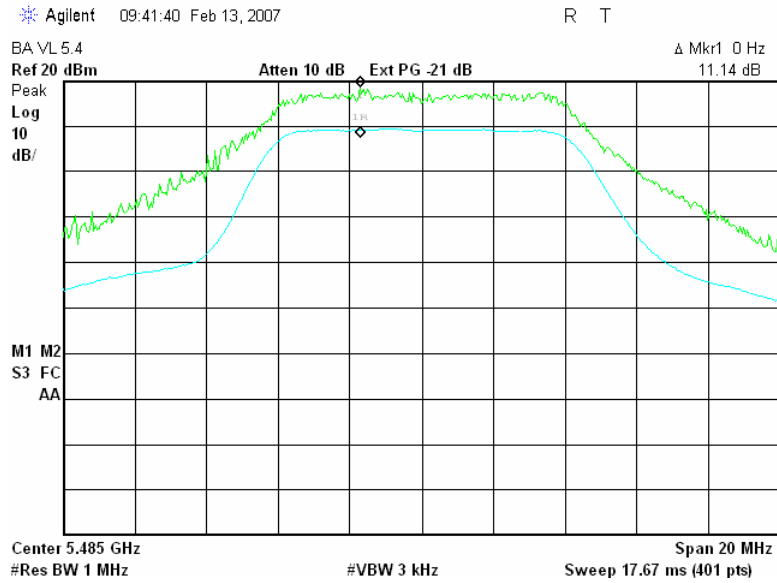
**Plot 59.**

Video bandwidth was calculated from maximum usable pulse duration T, shown in plot

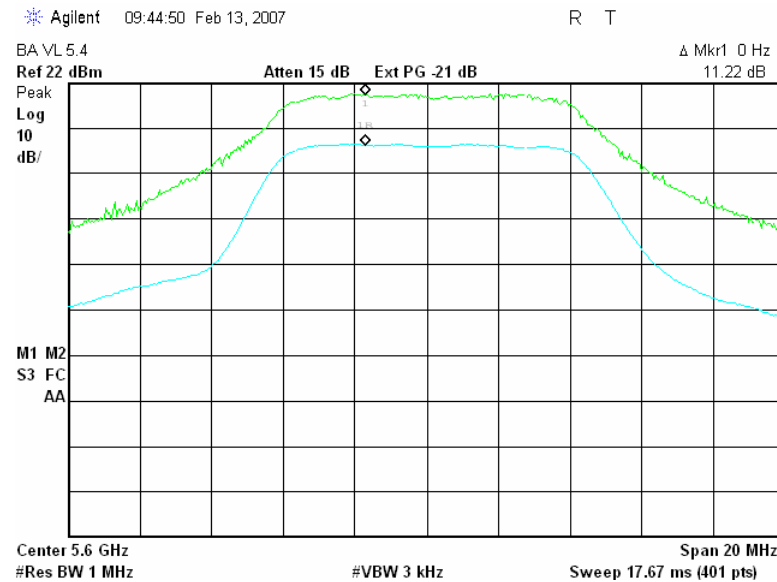
$VBW \geq 1/T = 1/0.746 \text{ ms} = 1.3 \text{ kHz.}$   
 Calculated VBW = 3 kHz

**Test Report No.:** 8712311214 **Page 63 of 173 Pages**  
**Title:** Test on Broadband Wireless Access system:  
**BreezeACCESS VL 5.4 System and Point to Point BreezeNET B system**  
**FCC ID:** LKT-VL-53C

**11.4. Ratio of the Peak Execution 15.407a (6)**



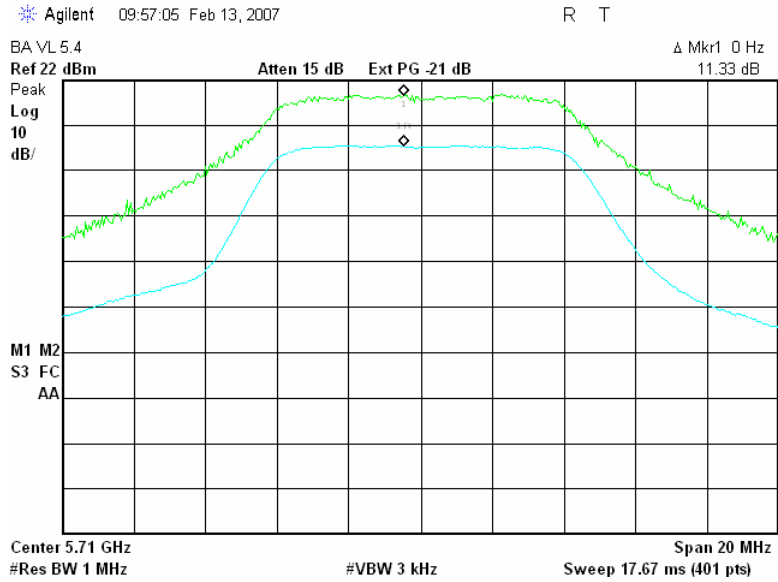
**Plot 60. Carrier Frequency 5.485 GHz, EBW 10 MHz**



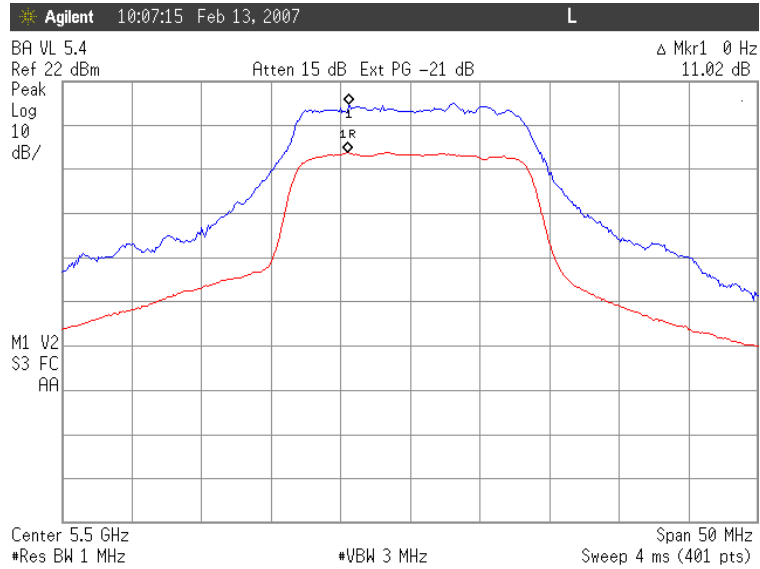
**Plot 61. Carrier Frequency 5.600 GHz, EBW 10 MHz**



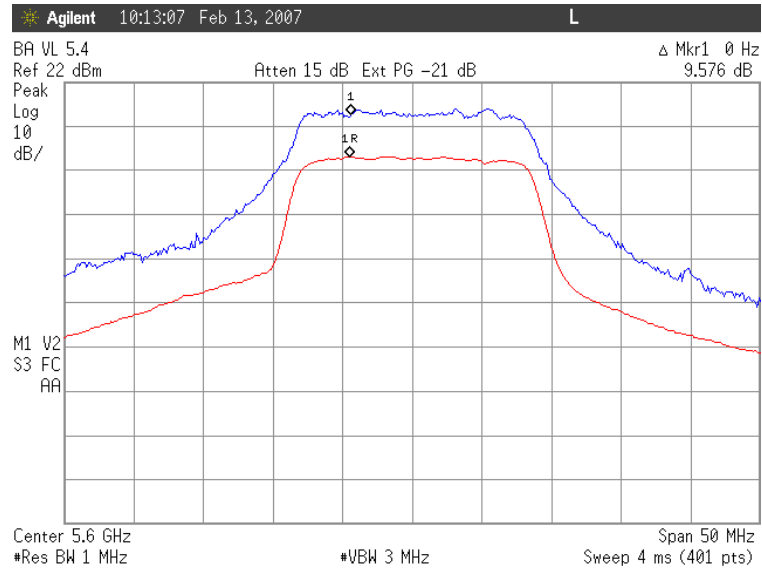
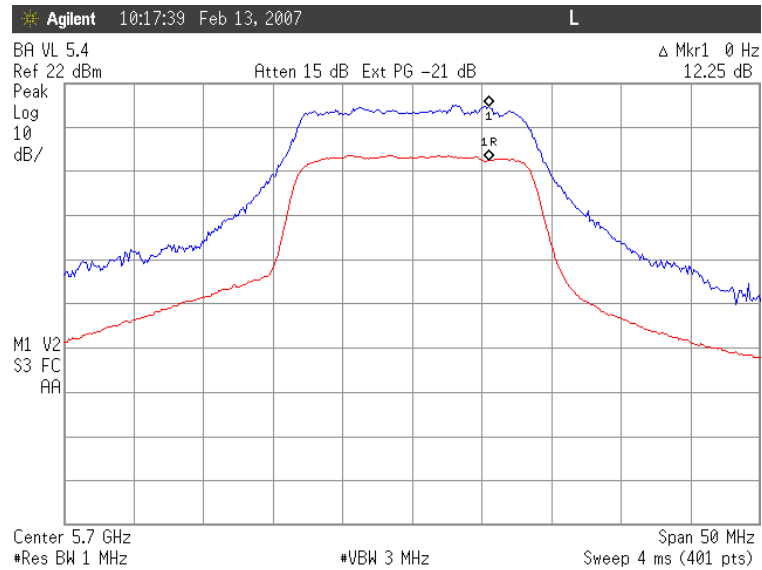
**Test Report No.: 8712311214** **Page 64 of 173 Pages**  
**Title: Test on Broadband Wireless Access system:**  
**BreezeACCESS VL 5.4 System and Point to Point BreezeNET B system**  
**FCC ID: LKT-VL-53C**



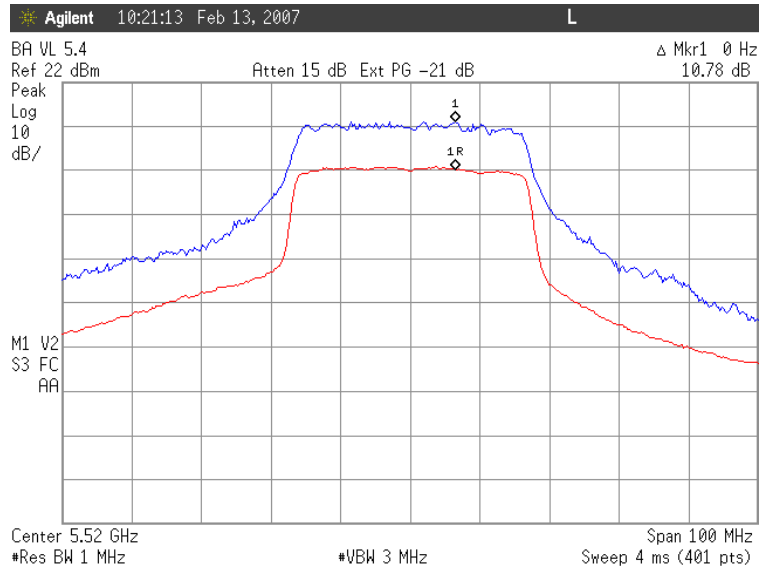
**Plot 62. Carrier Frequency 5.710 GHz, EBW 10 MHz**



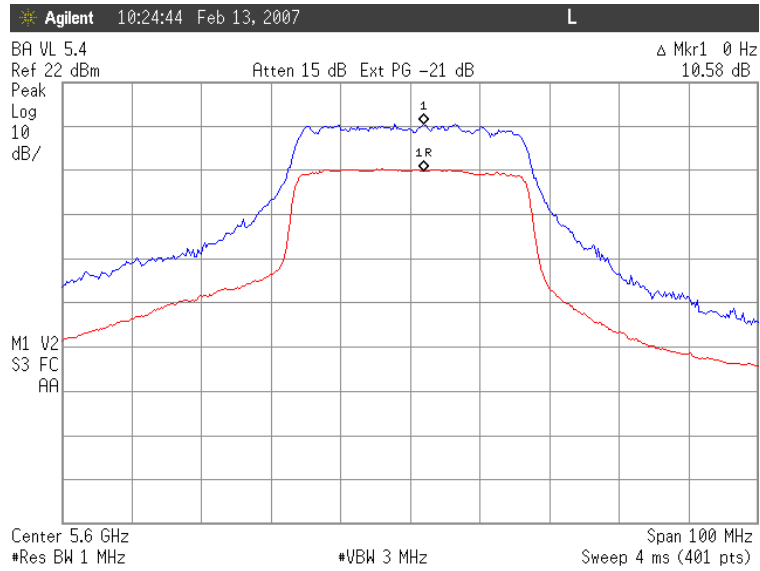
**Plot 63. Carrier Frequency 5.500 GHz, EBW 20 MHz**

**Test Report No.: 8712311214****Page 65 of 173 Pages****Title: Test on Broadband Wireless Access system:****BreezeACCESS VL 5.4 System and Point to Point BreezeNET B system****FCC ID: LKT-VL-53C****Plot 64. Carrier Frequency 5.600 GHz, EBW 20 MHz****Plot 65. Carrier Frequency 5.700 GHz, EBW 20 MHz**

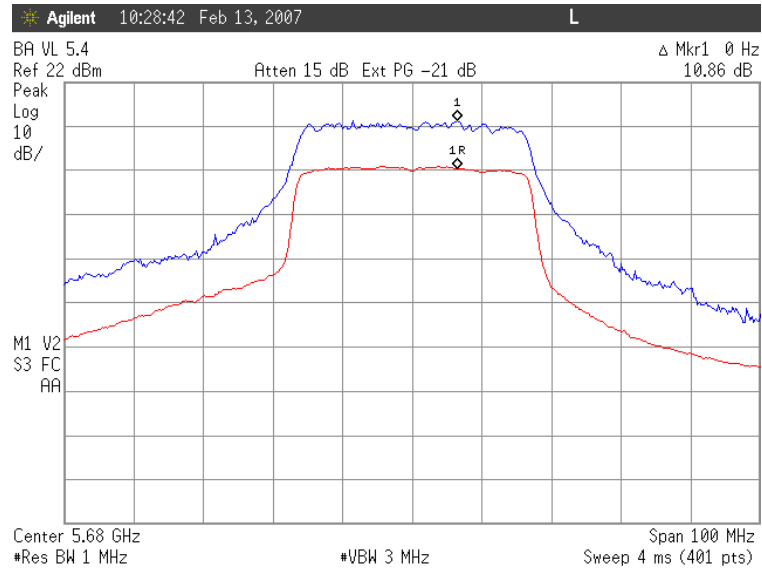
**Test Report No.: 8712311214** **Page 66 of 173 Pages**  
**Title: Test on Broadband Wireless Access system:**  
**BreezeACCESS VL 5.4 System and Point to Point BreezeNET B system**  
**FCC ID: LKT-VL-53C**



**Plot 66. Carrier Frequency 5.520 GHz, EBW 40 MHz**

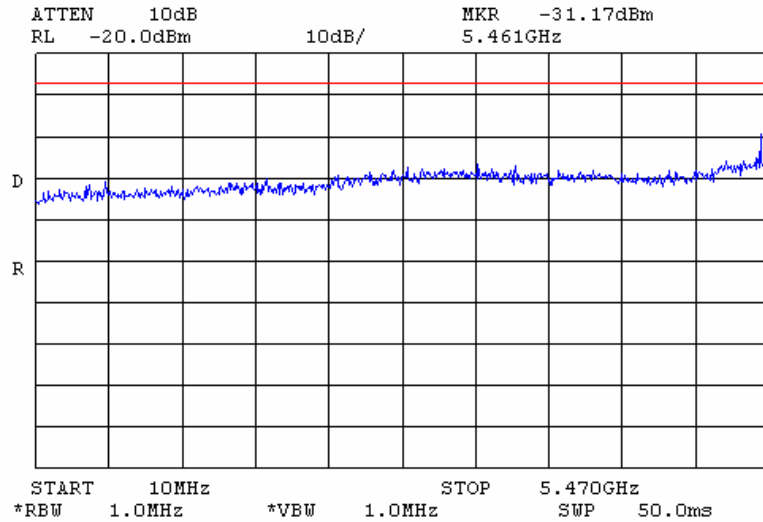


**Plot 67. Carrier Frequency 5.600 GHz, EBW 40 MHz**

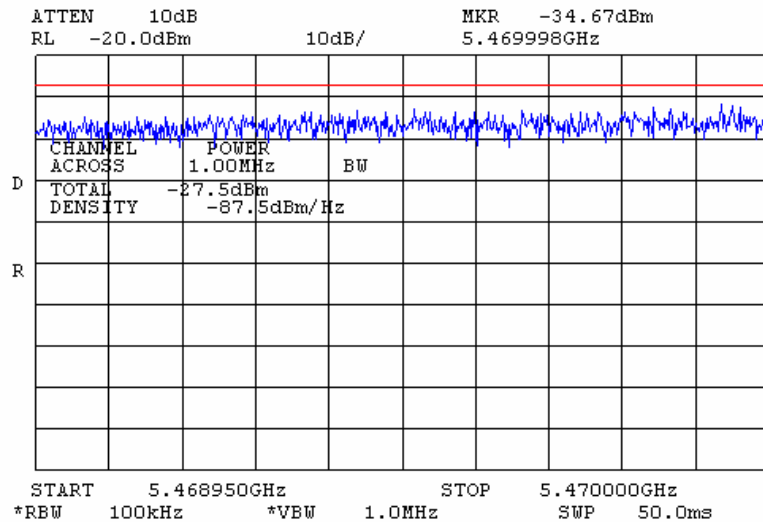
**Test Report No.: 8712311214****Page 67 of 173 Pages****Title: Test on Broadband Wireless Access system:****BreezeACCESS VL 5.4 System and Point to Point BreezeNET B system****FCC ID: LKT-VL-53C****Plot 68. Carrier Frequency 5.680 GHz, EBW 40 MHz**

**Test Report No.:** 8712311214 **Page 68 of 173 Pages**  
**Title:** Test on Broadband Wireless Access system:  
**BreezeACCESS VL 5.4 System and Point to Point BreezeNET B system**  
**FCC ID:** LKT-VL-53C

**11.5. Peak Emissions outside of the frequency band 15.407b (3).**  
**Limit line - -27 dBm/MHz**



**Plot 69. Carrier Frequency 5.485 GHz, EBW 10 MHz, Output power 20 dBm**



**Plot 70. Carrier Frequency 5.485 GHz, EBW 10 MHz**



















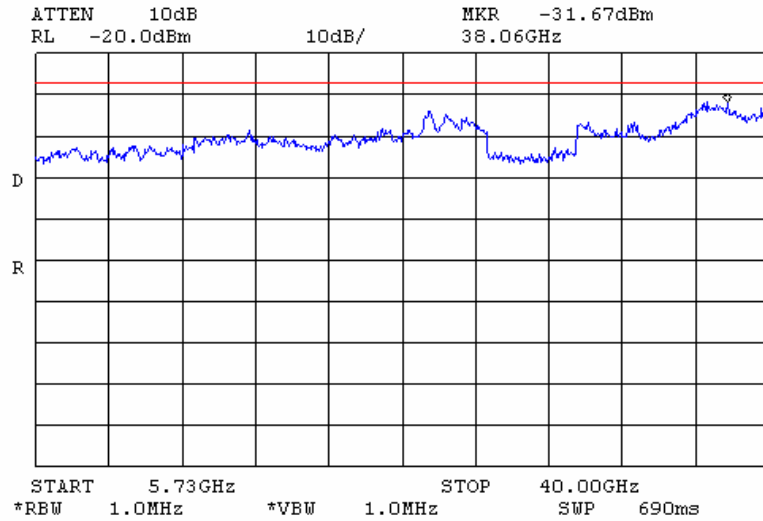
**Test Report No.: 8712311214**

**Page 77 of 173 Pages**

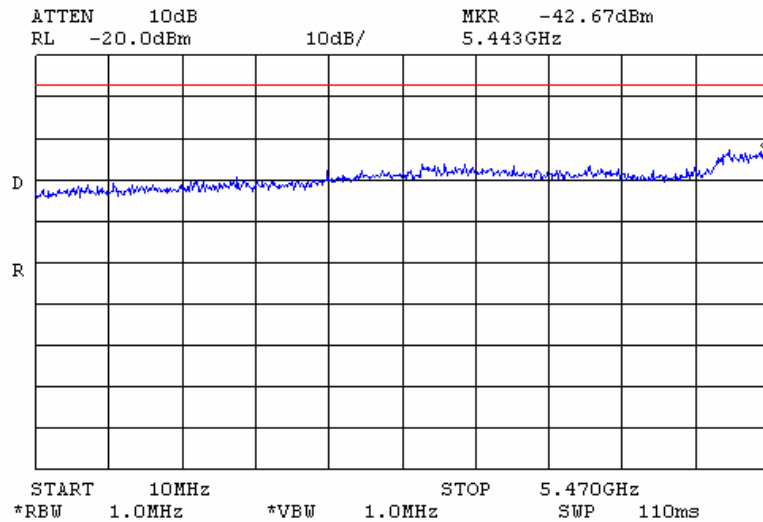
**Title: Test on Broadband Wireless Access system:**

**BreezeACCESS VL 5.4 System and Point to Point BreezeNET B system**

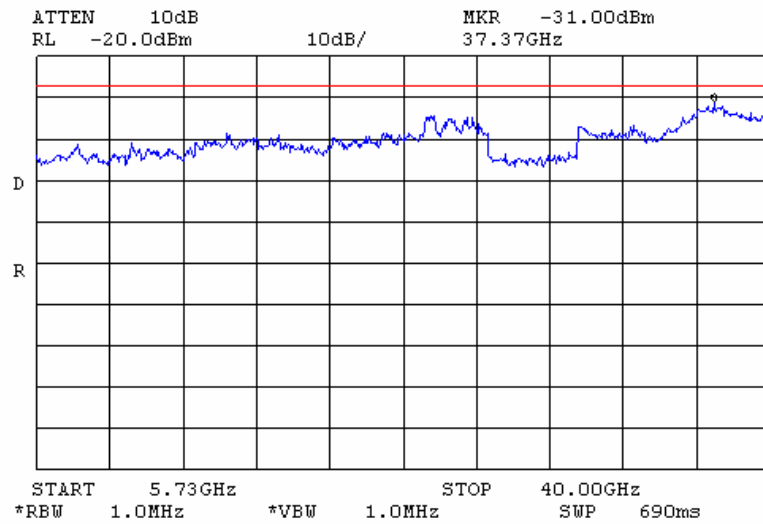
**FCC ID: LKT-VL-53C**



**Plot 87. Carrier Frequency 5.600 GHz, EBW 40 MHz**



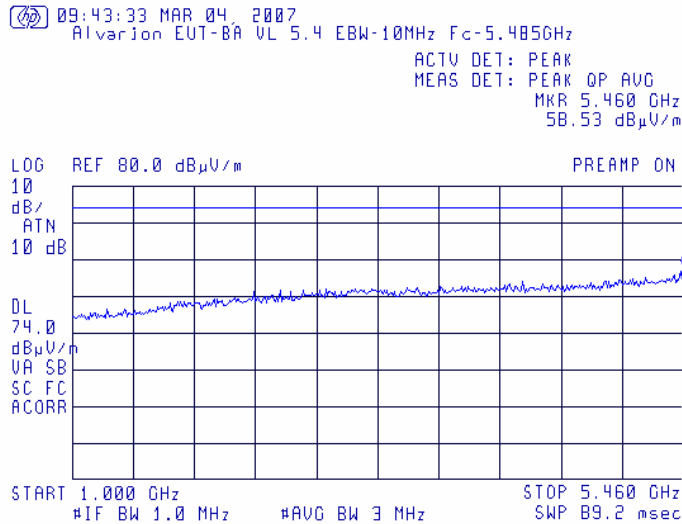
**Plot 88. Carrier Frequency 5.680 GHz, EBW 40 MHz**

**Test Report No.: 8712311214****Page 78 of 173 Pages****Title: Test on Broadband Wireless Access system:****BreezeACCESS VL 5.4 System and Point to Point BreezeNET B system****FCC ID: LKT-VL-53C****Plot 89. Carrier Frequency 5.680 GHz, EBW 40 MHz**

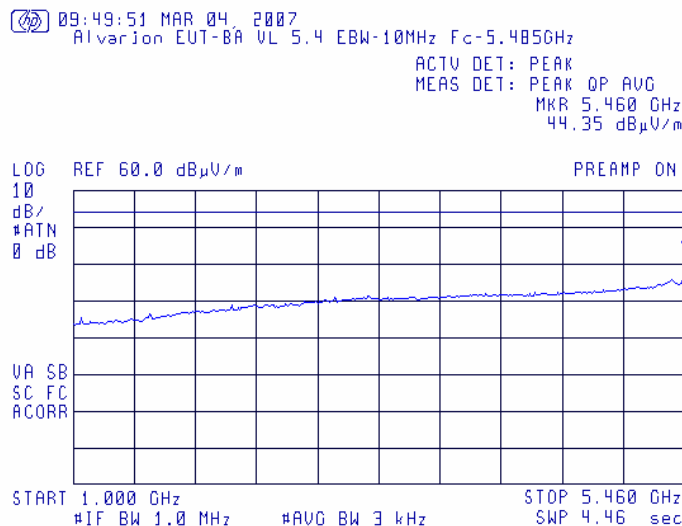
**Test Report No.:** 8712311214 **Page 79 of 173 Pages**  
**Title:** Test on Broadband Wireless Access system:  
**BreezeACCESS VL 5.4 System and Point to Point BreezeNET B system**  
**FCC ID:** LKT-VL-53C

**11.6. Radiated Spurious Emissions 15.407b (7)**

**Antenna - 8 dBi. Output power 21 dBm.**

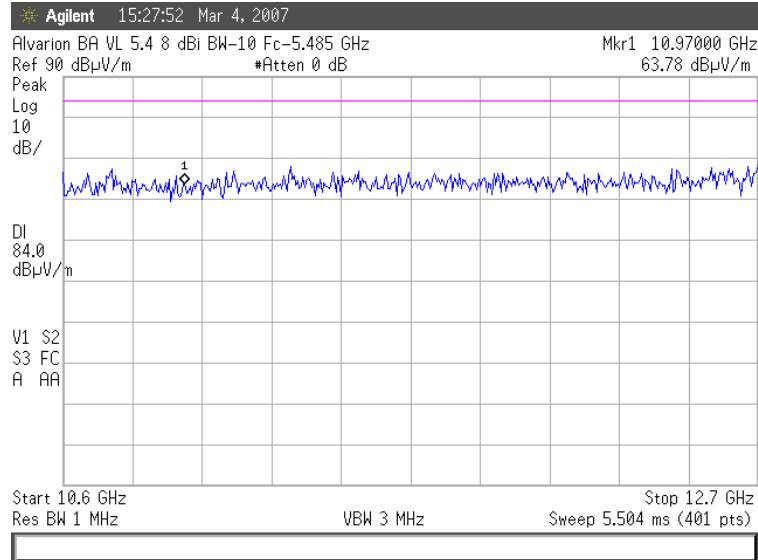


**Plot 90. Carrier Frequency 5.485 GHz, EBW-10 MHz, Antenna 8 dBi  
 Detector Peak**

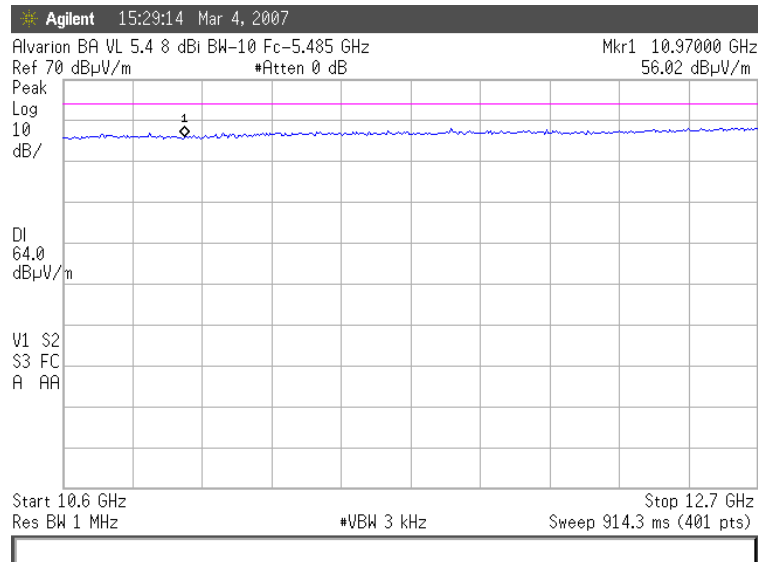


**Plot 91. Carrier Frequency 5.485 GHz, EBW 10 MHz, Antenna 8 dBi  
 Detector Average**



**Test Report No.: 8712311214****Page 80 of 173 Pages****Title: Test on Broadband Wireless Access system:****BreezeACCESS VL 5.4 System and Point to Point BreezeNET B system****FCC ID: LKT-VL-53C**

**Plot 92. Carrier Frequency 5.485 GHz, EBW-10 MHz, Antenna 8 dBi  
Detector Peak**



**Plot 93. Carrier Frequency 5.485 GHz, EBW 10 MHz, Antenna 8 dBi  
Detector Average**

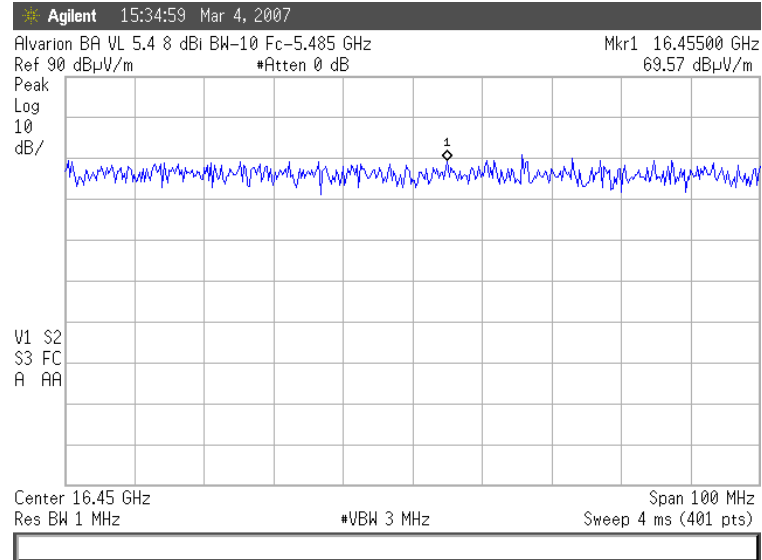
Test Report No.: 8712311214

Page 81 of 173 Pages

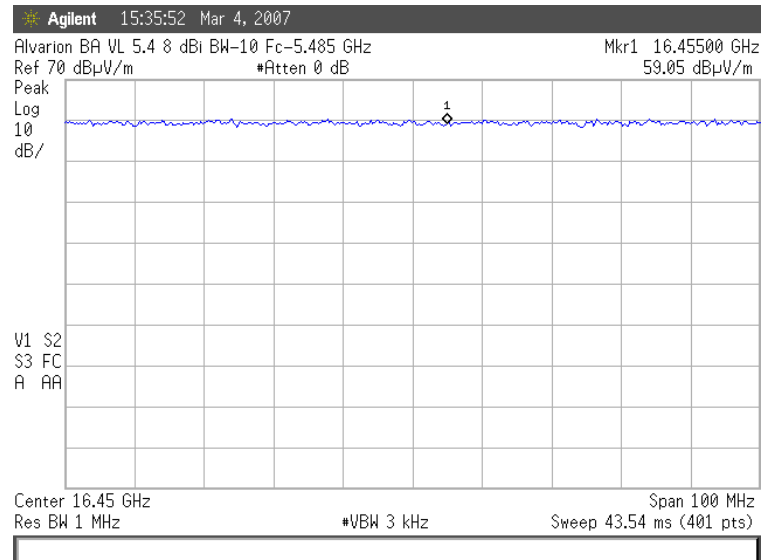
Title: Test on Broadband Wireless Access system:

BreezeACCESS VL 5.4 System and Point to Point BreezeNET B system

FCC ID: LKT-VL-53C

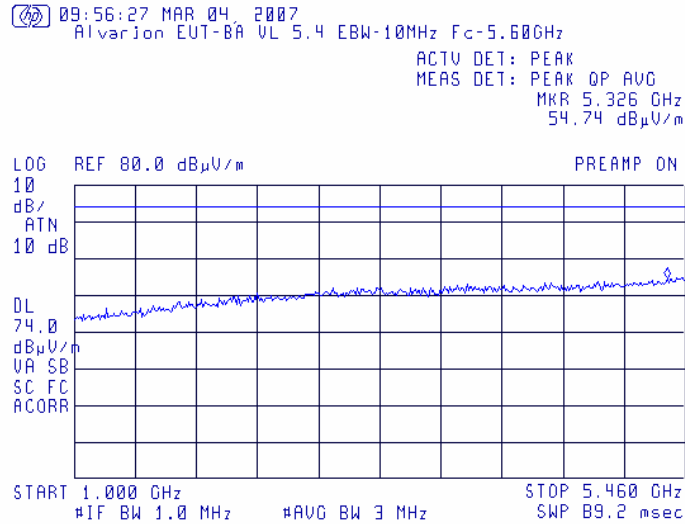


**Plot 94. Carrier Frequency 5.485 GHz, EBW-10 MHz, Antenna 8 dBi  
Detector Peak**

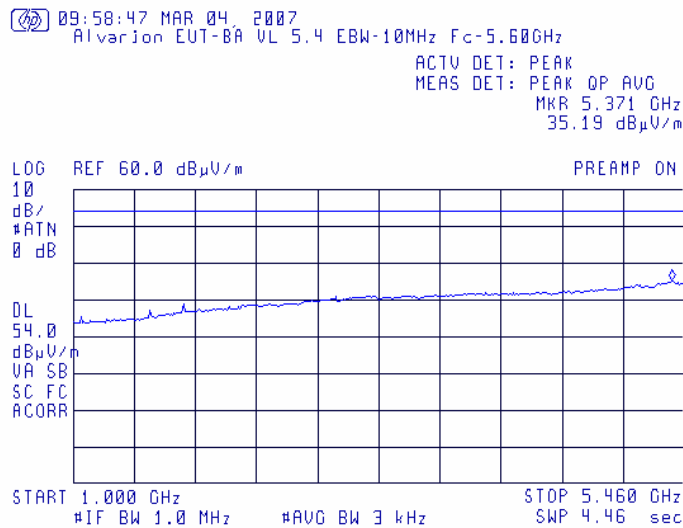


**Plot 95. Carrier Frequency 5.485 GHz, EBW 10 MHz, Antenna 8 dBi  
Detector Average**

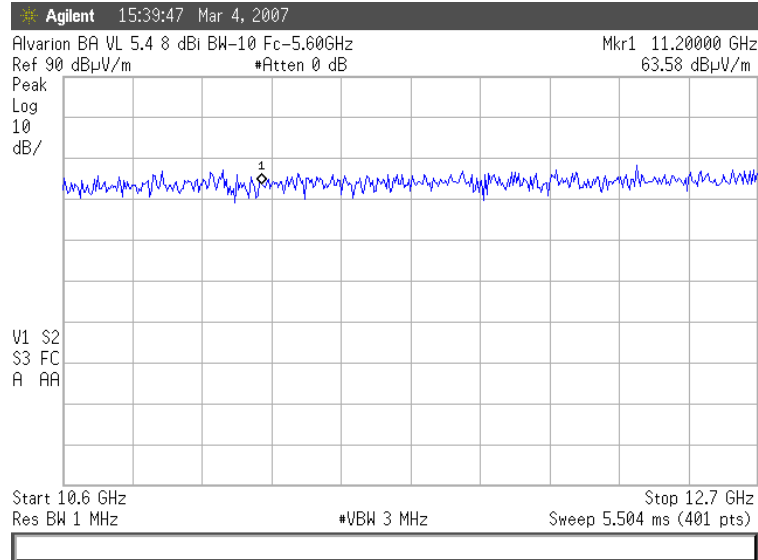
**Test Report No.: 8712311214** **Page 82 of 173 Pages**  
**Title: Test on Broadband Wireless Access system:**  
**BreezeACCESS VL 5.4 System and Point to Point BreezeNET B system**  
**FCC ID: LKT-VL-53C**



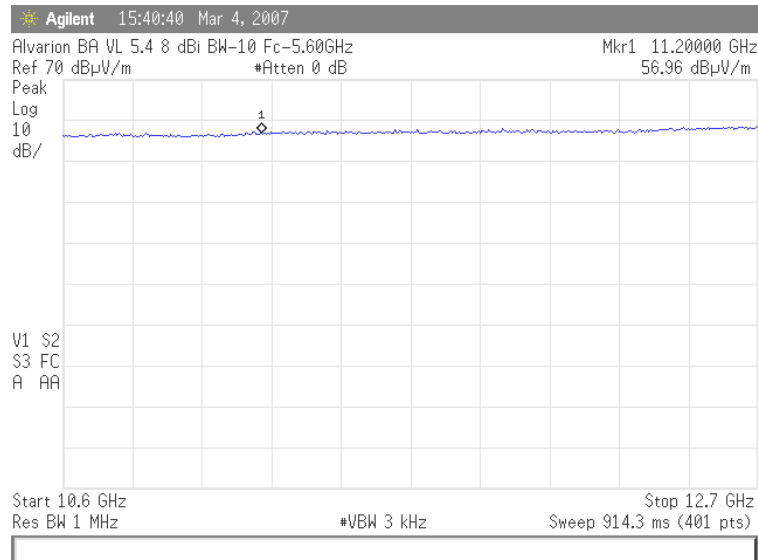
**Plot 96. Carrier Frequency 5.600 GHz, EBW-10 MHz, Antenna 8 dBi  
 Detector Peak**



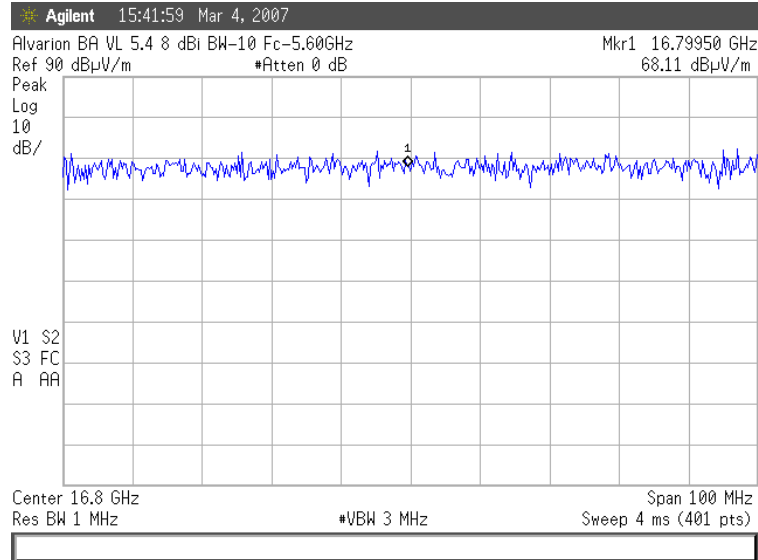
**Plot 97. Carrier Frequency 5.600 GHz, EBW 10 MHz, Antenna 8 dBi  
 Detector Average**

**Test Report No.: 8712311214****Page 83 of 173 Pages****Title: Test on Broadband Wireless Access system:****BreezeACCESS VL 5.4 System and Point to Point BreezeNET B system****FCC ID: LKT-VL-53C**

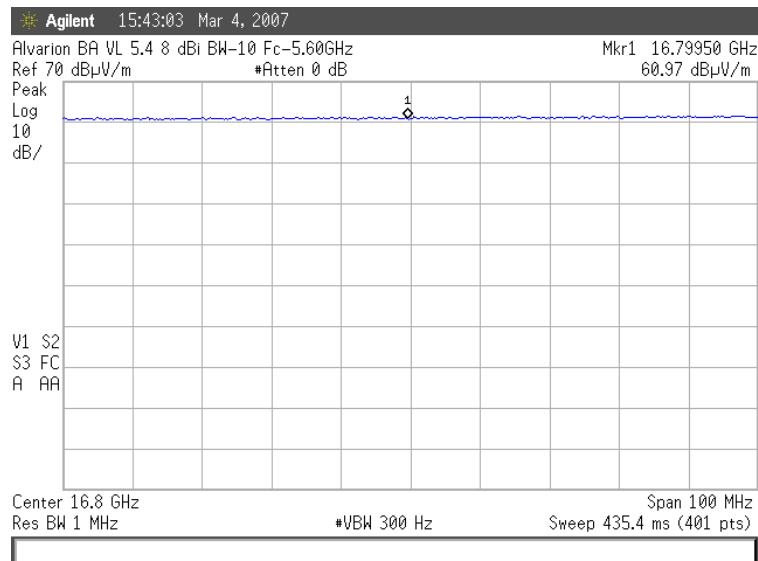
**Plot 98. Carrier Frequency 5.600 GHz, EBW-10 MHz, Antenna 8 dBi  
Detector Peak**



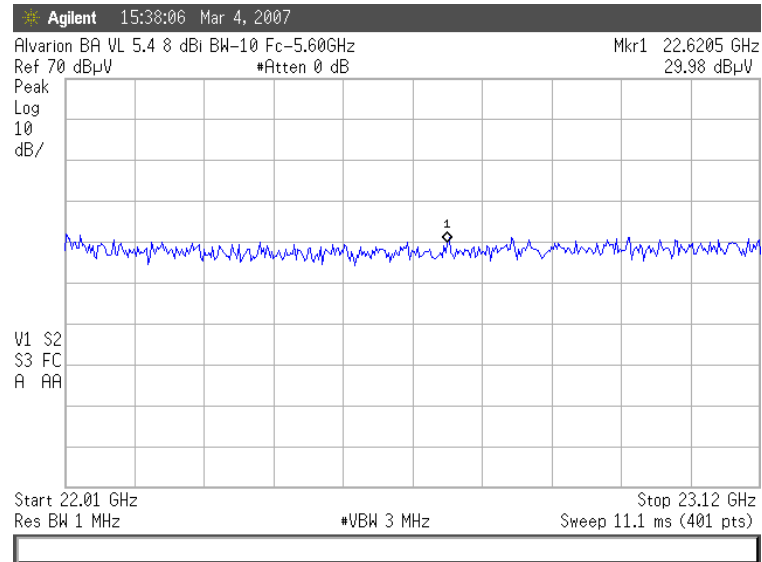
**Plot 99. Carrier Frequency 5.600 GHz, EBW 10 MHz, Antenna 8 dBi  
Detector Average**

**Test Report No.: 8712311214****Page 84 of 173 Pages****Title: Test on Broadband Wireless Access system:****BreezeACCESS VL 5.4 System and Point to Point BreezeNET B system****FCC ID: LKT-VL-53C**

**Plot 100. Carrier Frequency 5.600 GHz, EBW-10 MHz, Antenna 8 dBi  
Detector Peak**

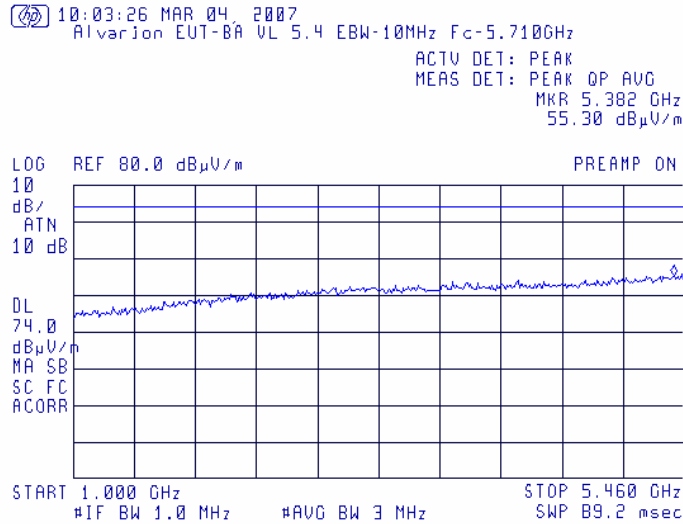


**Plot 101. Carrier Frequency 5.600 GHz, EBW 10 MHz, Antenna 8 dBi  
Detector Average**

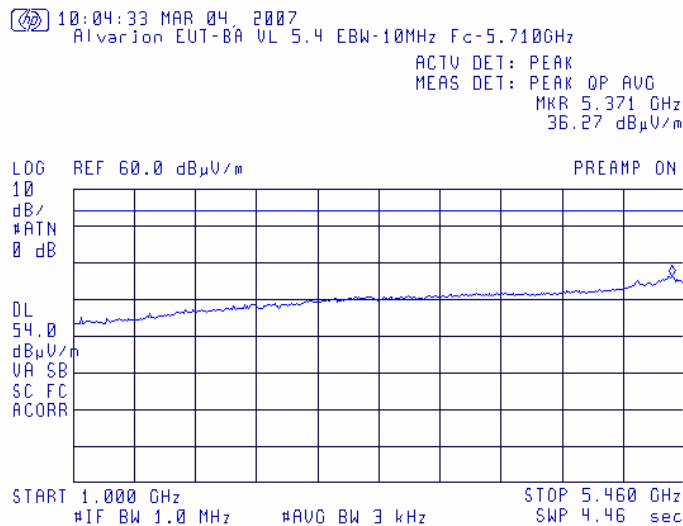
**Test Report No.: 8712311214****Page 85 of 173 Pages****Title: Test on Broadband Wireless Access system:****BreezeACCESS VL 5.4 System and Point to Point BreezeNET B system****FCC ID: LKT-VL-53C**

**Plot 102. Carrier Frequency 5.600 GHz, EBW-10 MHz, Antenna 8 dBi  
Detector Peak**

**Test Report No.: 8712311214** **Page 86 of 173 Pages**  
**Title: Test on Broadband Wireless Access system:**  
**BreezeACCESS VL 5.4 System and Point to Point BreezeNET B system**  
**FCC ID: LKT-VL-53C**



**Plot 103. Carrier Frequency 5.710 GHz, EBW-10 MHz, Antenna 8 dBi  
 Detector Peak**



**Plot 104. Carrier Frequency 5.710 GHz, EBW 10 MHz, Antenna 8 dBi  
 Detector Average**

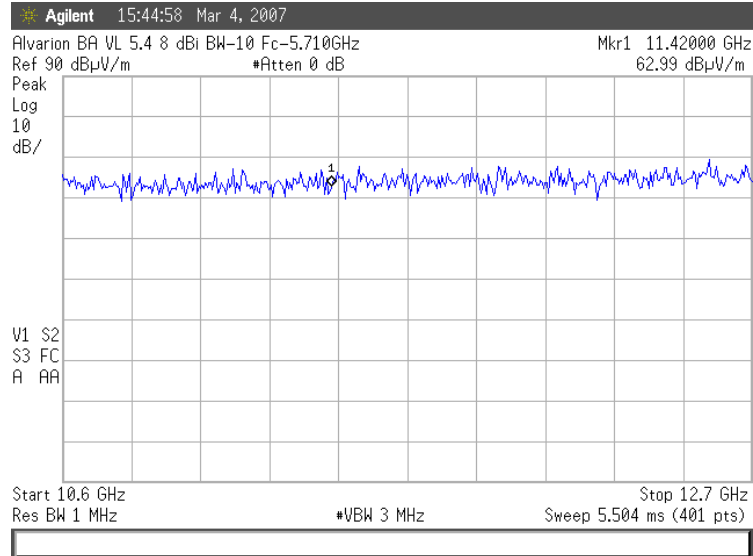
Test Report No.: 8712311214

Page 87 of 173 Pages

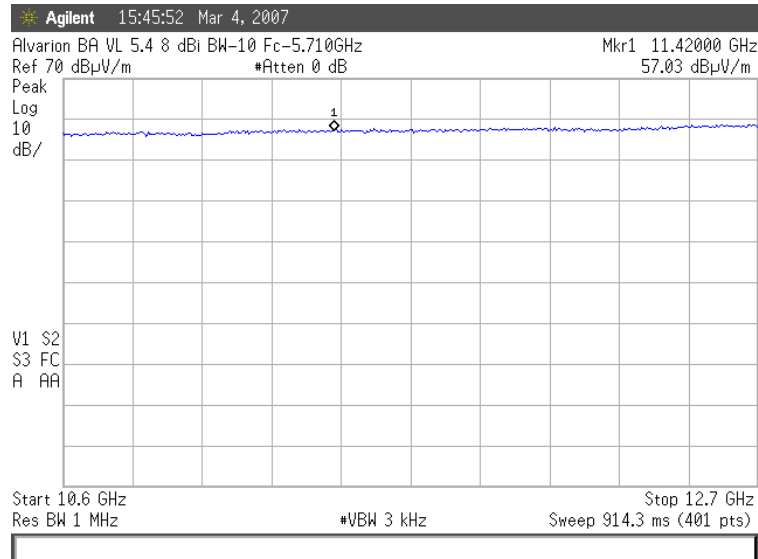
Title: Test on Broadband Wireless Access system:

BreezeACCESS VL 5.4 System and Point to Point BreezeNET B system

FCC ID: LKT-VL-53C

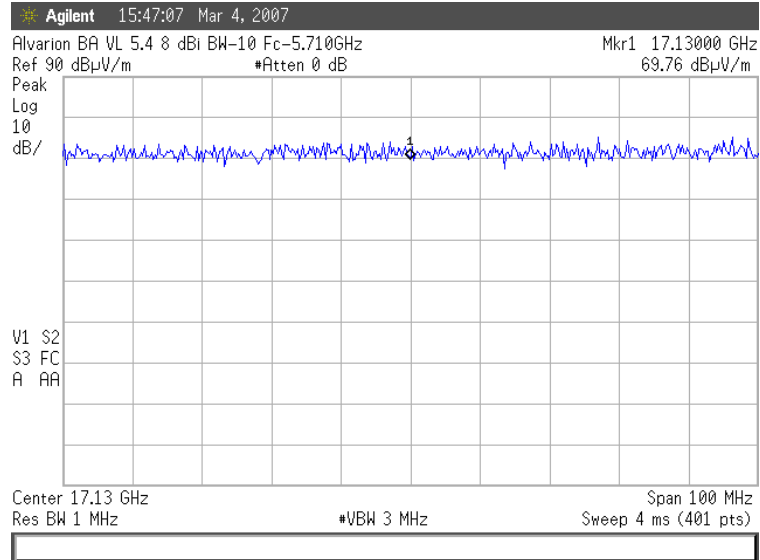


**Plot 105. Carrier Frequency 5.710 GHz, EBW-10 MHz, Antenna 8 dBi  
Detector Peak**

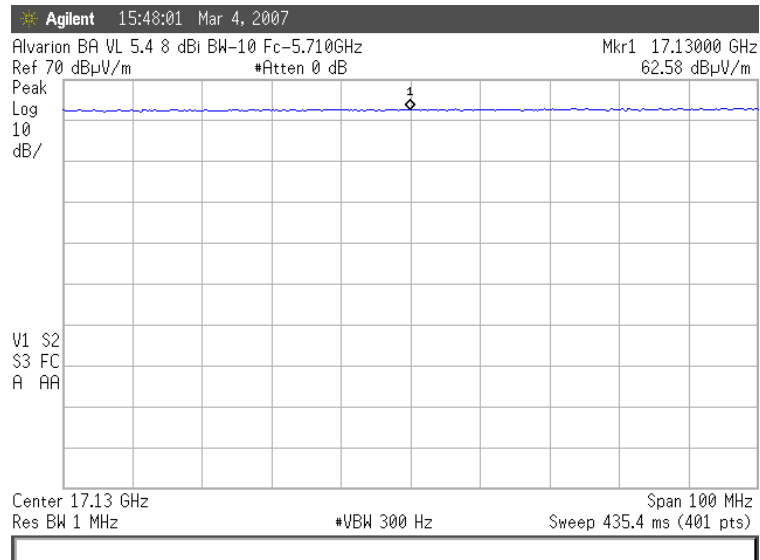


**Plot 106. Carrier Frequency 5.710 GHz, EBW 10 MHz, Antenna 8 dBi  
Detector Average**

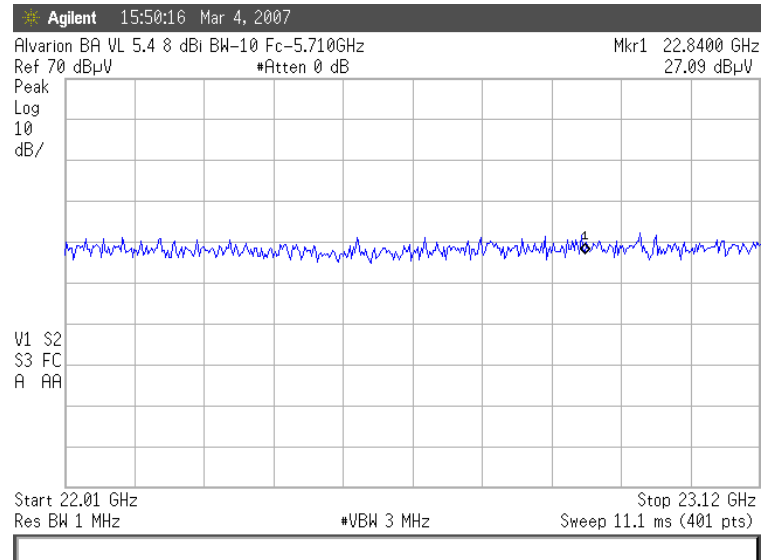


**Test Report No.: 8712311214****Page 88 of 173 Pages****Title: Test on Broadband Wireless Access system:****BreezeACCESS VL 5.4 System and Point to Point BreezeNET B system****FCC ID: LKT-VL-53C**

**Plot 107. Carrier Frequency 5.710 GHz, EBW-10 MHz, Antenna 8 dBi  
Detector Peak**



**Plot 108. Carrier Frequency 5.710 GHz, EBW 10 MHz, Antenna 8 dBi  
Detector Average**

**Test Report No.: 8712311214****Page 89 of 173 Pages****Title: Test on Broadband Wireless Access system:****BreezeACCESS VL 5.4 System and Point to Point BreezeNET B system****FCC ID: LKT-VL-53C**

**Plot 109. Carrier Frequency 5.710 GHz, EBW-10 MHz, Antenna 8 dBi  
Detector Peak**

Test Report No.: 8712311214

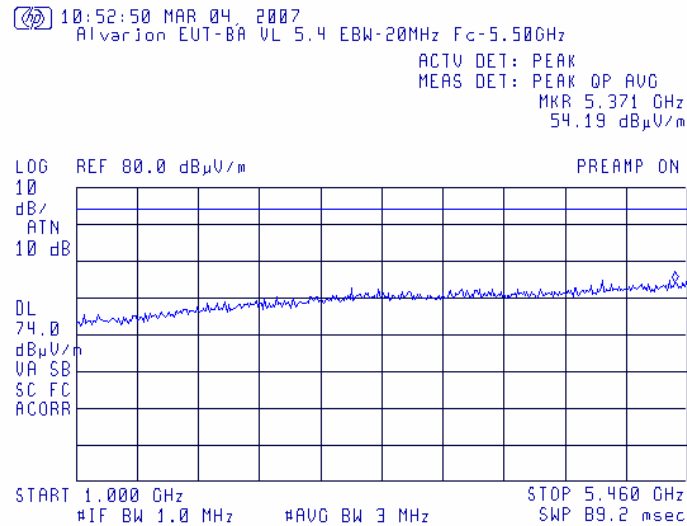
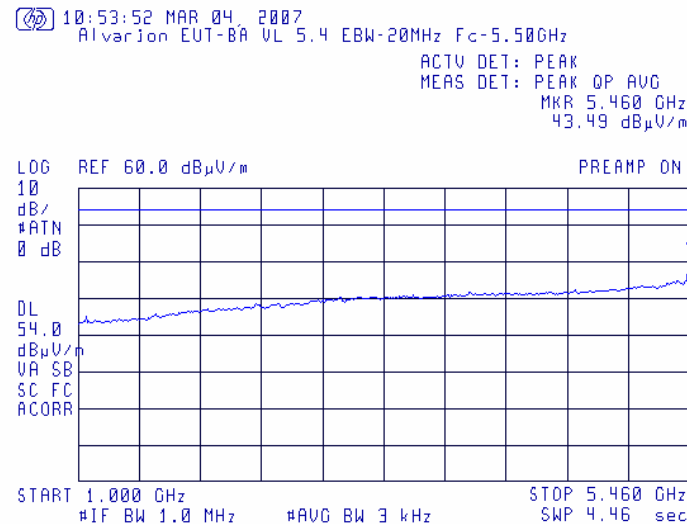
Page 90 of 173 Pages

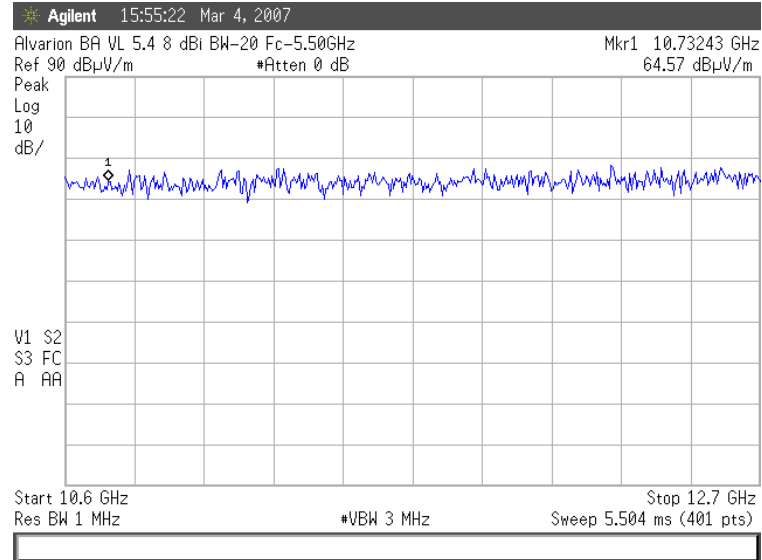
Title: Test on Broadband Wireless Access system:

BreezeACCESS VL 5.4 System and Point to Point BreezeNET B system

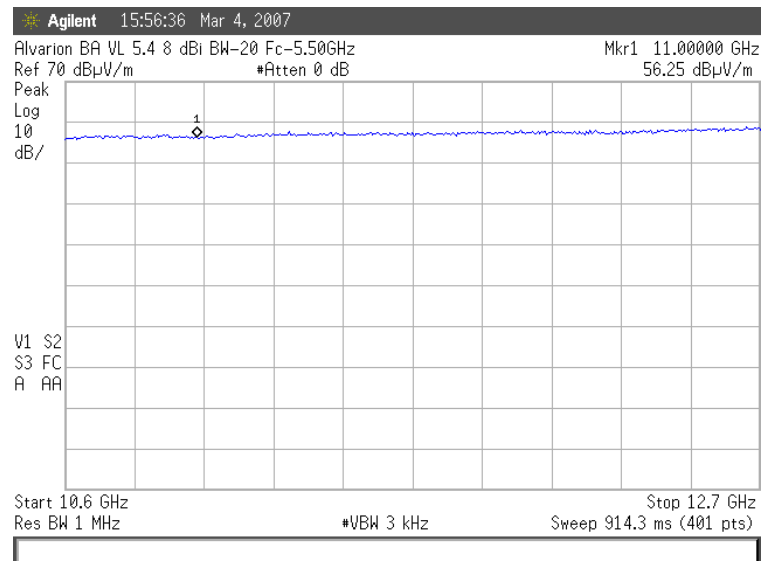
FCC ID: LKT-VL-53C

Antenna - 8 dBi. Output power 24 dBm.

Plot 110. Carrier Frequency 5.500 GHz, EBW-20 MHz, Antenna 8 dBi  
Detector PeakPlot 111. Carrier Frequency 5.500 GHz, EBW 20 MHz, Antenna 8 dBi  
Detector Average

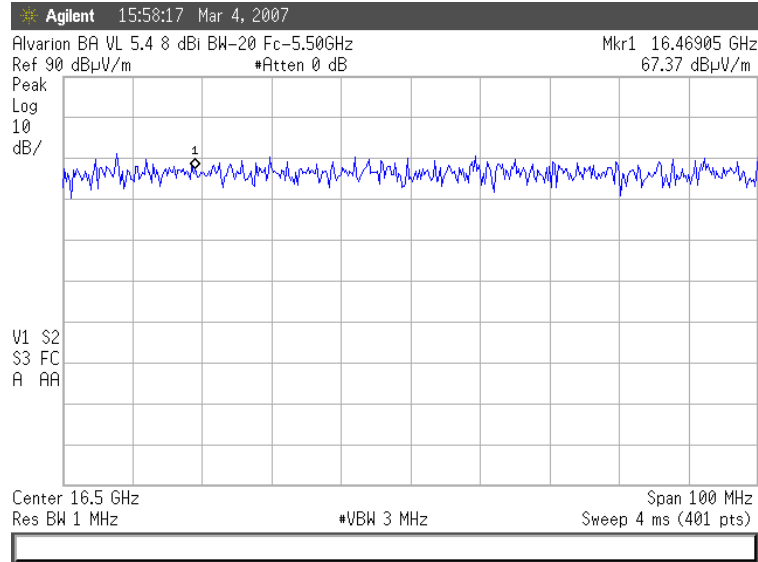
**Test Report No.: 8712311214****Page 91 of 173 Pages****Title: Test on Broadband Wireless Access system:****BreezeACCESS VL 5.4 System and Point to Point BreezeNET B system****FCC ID: LKT-VL-53C**

**Plot 112. Carrier Frequency 5.500 GHz, EBW-20 MHz, Antenna 8 dBi  
Detector Peak**

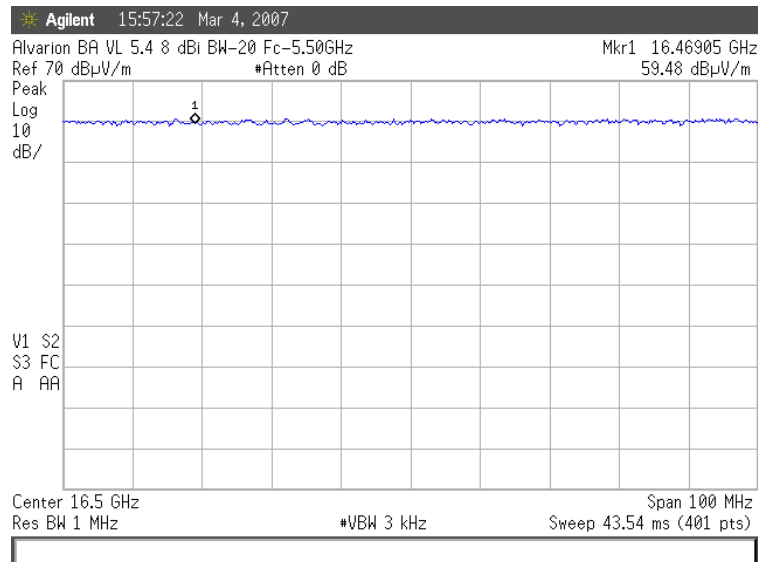


**Plot 113. Carrier Frequency 5.500 GHz, EBW 20 MHz, Antenna 8 dBi  
Detector Average**

**Test Report No.: 8712311214** **Page 92 of 173 Pages**  
**Title: Test on Broadband Wireless Access system:**  
**BreezeACCESS VL 5.4 System and Point to Point BreezeNET B system**  
**FCC ID: LKT-VL-53C**

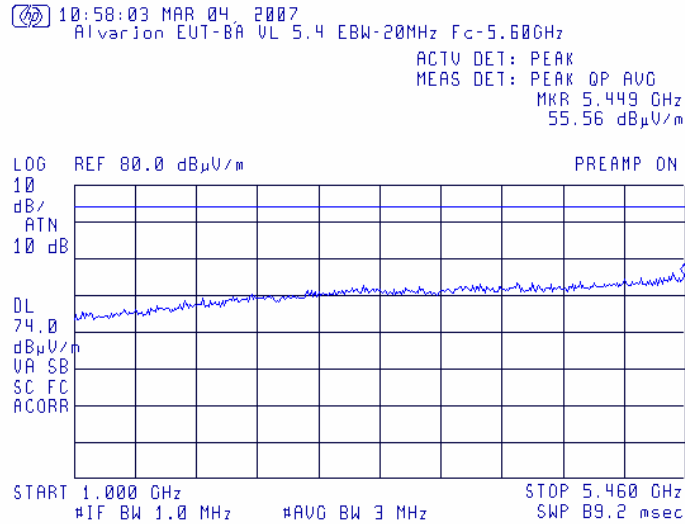


**Plot 114. Carrier Frequency 5.500 GHz, EBW-20 MHz, Antenna 8 dBi  
 Detector Peak**

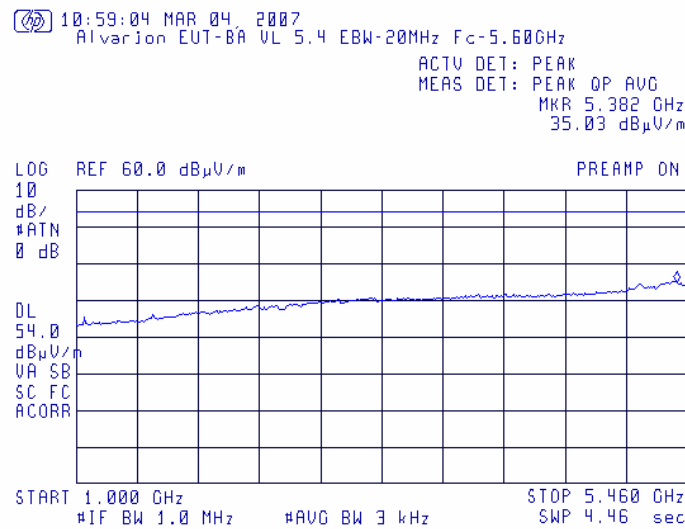


**Plot 115. Carrier Frequency 5.500 GHz, EBW 20 MHz, Antenna 8 dBi  
 Detector Average**

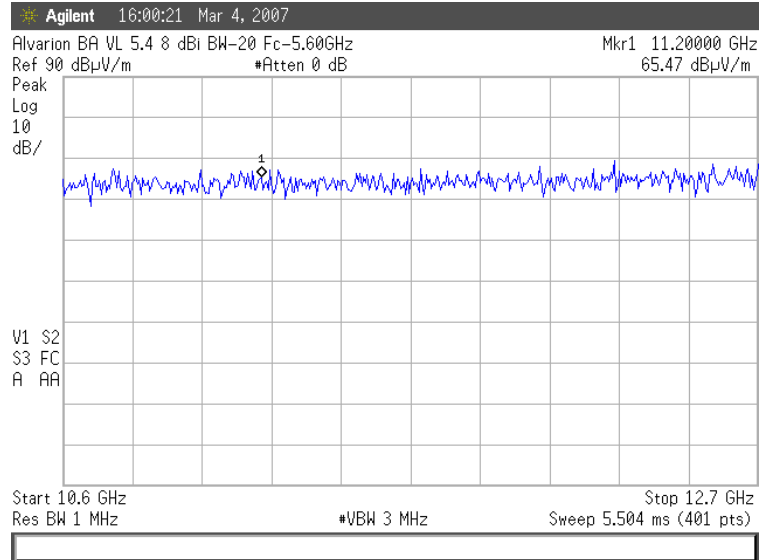
**Test Report No.: 8712311214** **Page 93 of 173 Pages**  
**Title: Test on Broadband Wireless Access system:**  
**BreezeACCESS VL 5.4 System and Point to Point BreezeNET B system**  
**FCC ID: LKT-VL-53C**



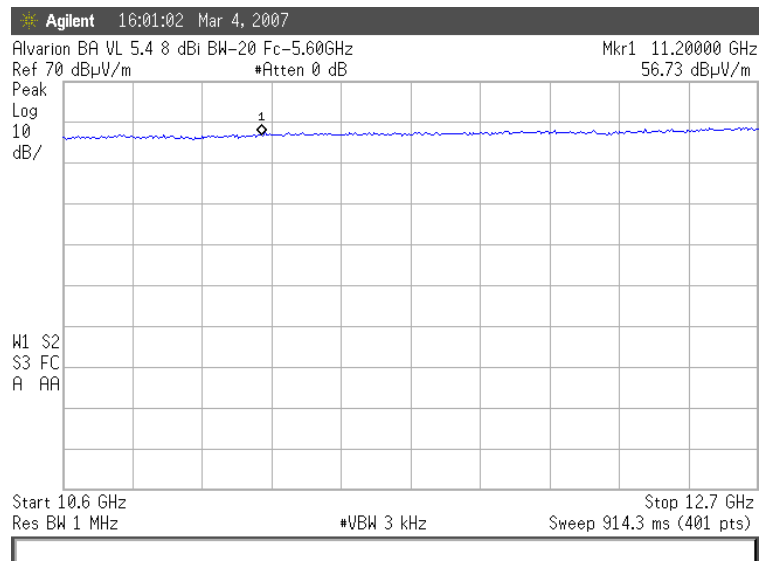
**Plot 116. Carrier Frequency 5.600 GHz, EBW-20 MHz, Antenna 8 dBi  
 Detector Peak**



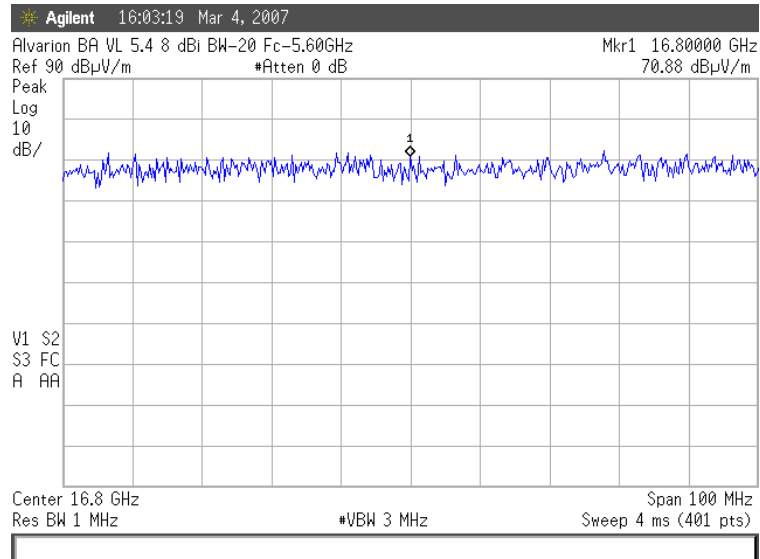
**Plot 117. Carrier Frequency 5.600 GHz, EBW 20 MHz, Antenna 8 dBi  
 Detector Average**

**Test Report No.: 8712311214****Page 94 of 173 Pages****Title: Test on Broadband Wireless Access system:****BreezeACCESS VL 5.4 System and Point to Point BreezeNET B system****FCC ID: LKT-VL-53C**

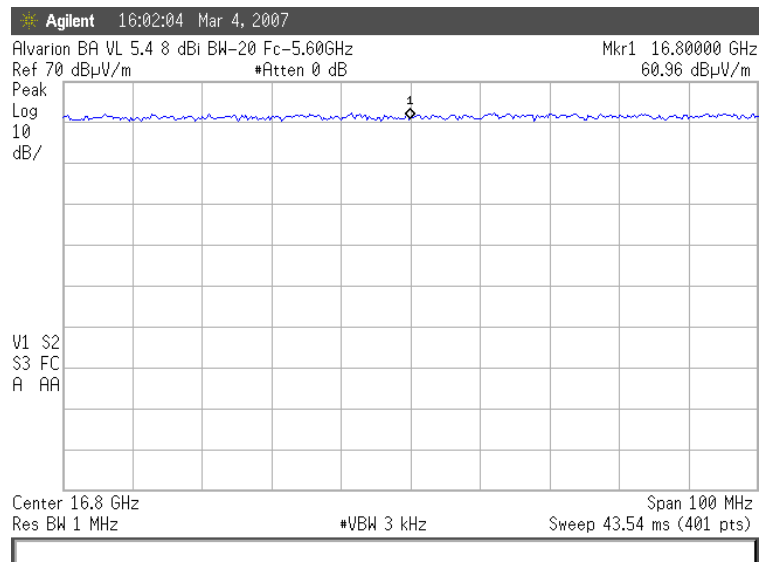
**Plot 118. Carrier Frequency 5.600 GHz, EBW-20 MHz, Antenna 8 dBi  
Detector Peak**



**Plot 119. Carrier Frequency 5.600 GHz, EBW 20 MHz, Antenna 8 dBi  
Detector Average**

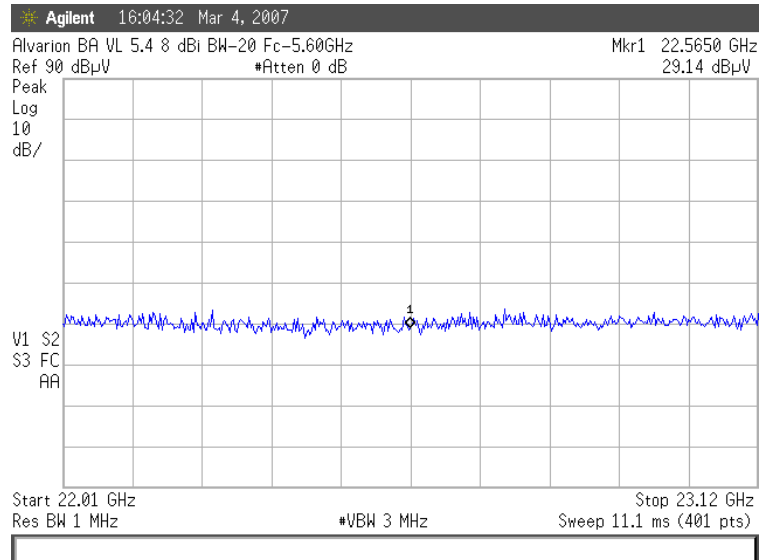
**Test Report No.: 8712311214****Page 95 of 173 Pages****Title: Test on Broadband Wireless Access system:****BreezeACCESS VL 5.4 System and Point to Point BreezeNET B system****FCC ID: LKT-VL-53C**

**Plot 120. Carrier Frequency 5.600 GHz, EBW-20 MHz, Antenna 8 dBi  
Detector Peak**



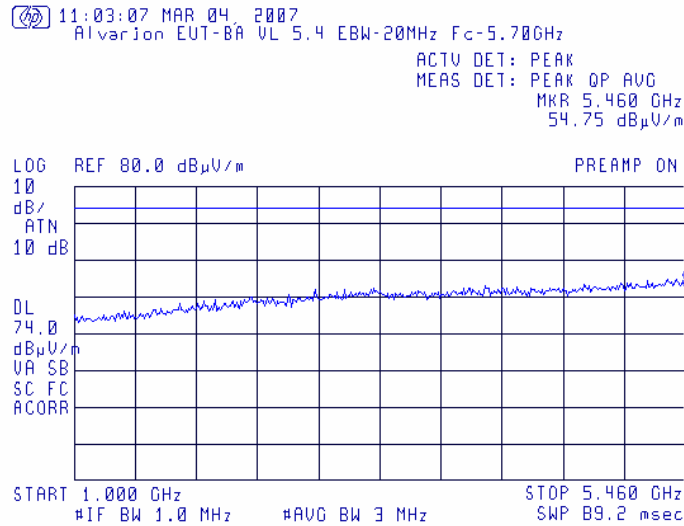
**Plot 121. Carrier Frequency 5.600 GHz, EBW 20 MHz, Antenna 8 dBi  
Detector Average**



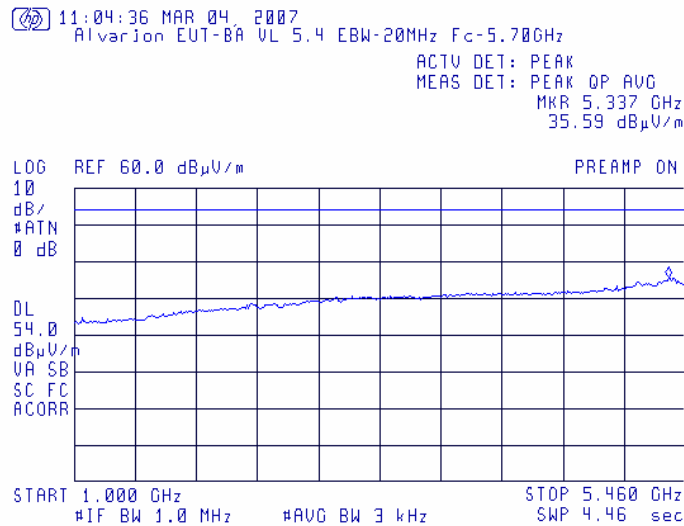
**Test Report No.: 8712311214****Page 96 of 173 Pages****Title: Test on Broadband Wireless Access system:****BreezeACCESS VL 5.4 System and Point to Point BreezeNET B system****FCC ID: LKT-VL-53C**

**Plot 122. Carrier Frequency 5.600 GHz, EBW-20 MHz, Antenna 8 dBi  
Detector Peak**

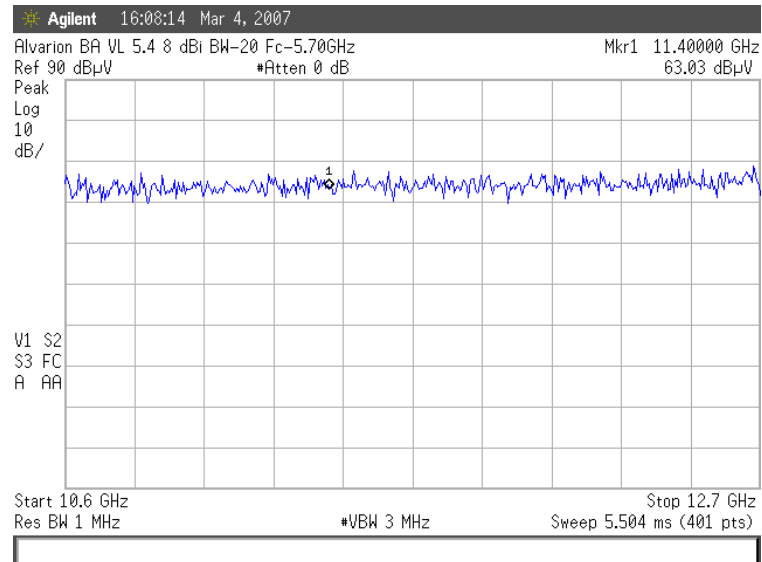
**Test Report No.: 8712311214** **Page 97 of 173 Pages**  
**Title: Test on Broadband Wireless Access system:**  
**BreezeACCESS VL 5.4 System and Point to Point BreezeNET B system**  
**FCC ID: LKT-VL-53C**



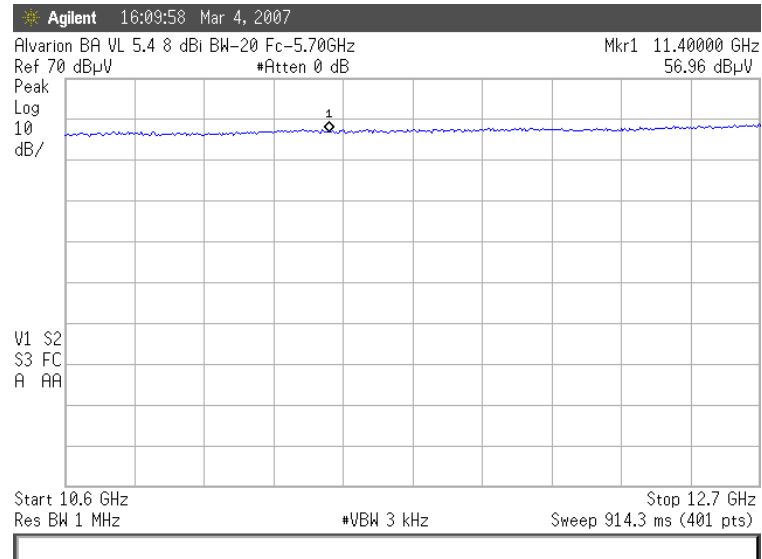
**Plot 123. Carrier Frequency 5.700 GHz, EBW-20 MHz, Antenna 8 dBi  
 Detector Peak**



**Plot 124. Carrier Frequency 5.700 GHz, EBW 20 MHz, Antenna 8 dBi  
 Detector Average**

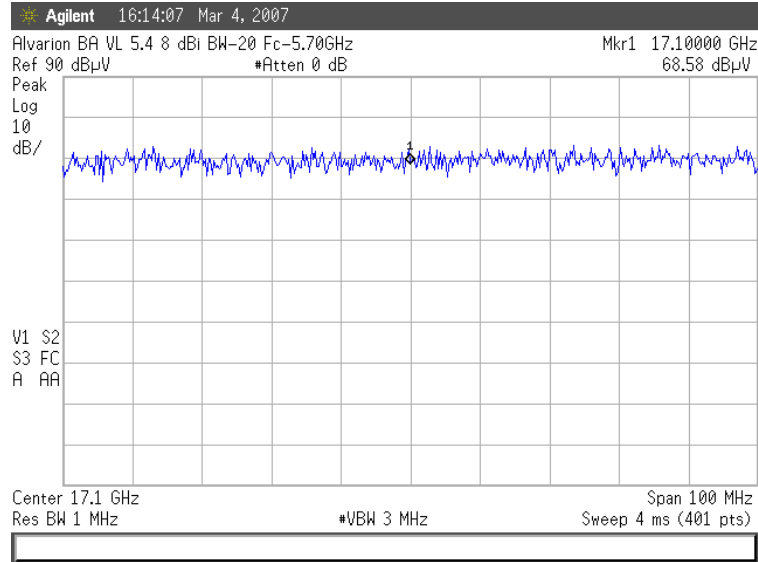
**Test Report No.: 8712311214****Page 98 of 173 Pages****Title: Test on Broadband Wireless Access system:****BreezeACCESS VL 5.4 System and Point to Point BreezeNET B system****FCC ID: LKT-VL-53C**

**Plot 125. Carrier Frequency 5.700 GHz, EBW-20 MHz, Antenna 8 dBi  
Detector Peak**

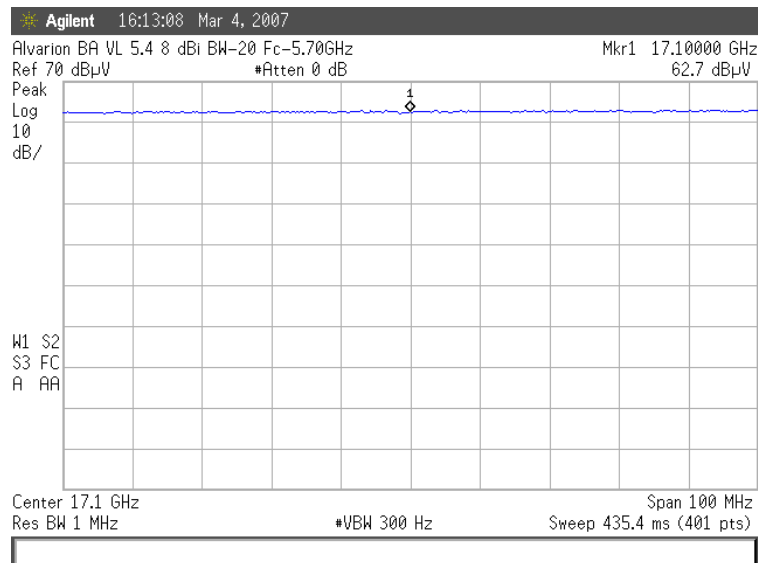


**Plot 126. Carrier Frequency 5.700 GHz, EBW 20 MHz, Antenna 8 dBi  
Detector Average**

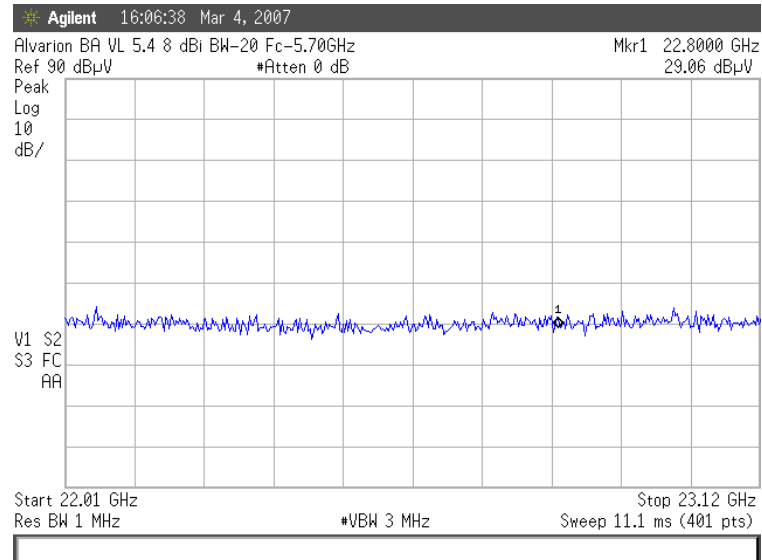
**Test Report No.: 8712311214** **Page 99 of 173 Pages**  
**Title: Test on Broadband Wireless Access system:**  
**BreezeACCESS VL 5.4 System and Point to Point BreezeNET B system**  
**FCC ID: LKT-VL-53C**



**Plot 127. Carrier Frequency 5.700 GHz, EBW-20 MHz, Antenna 8 dBi  
 Detector Peak**

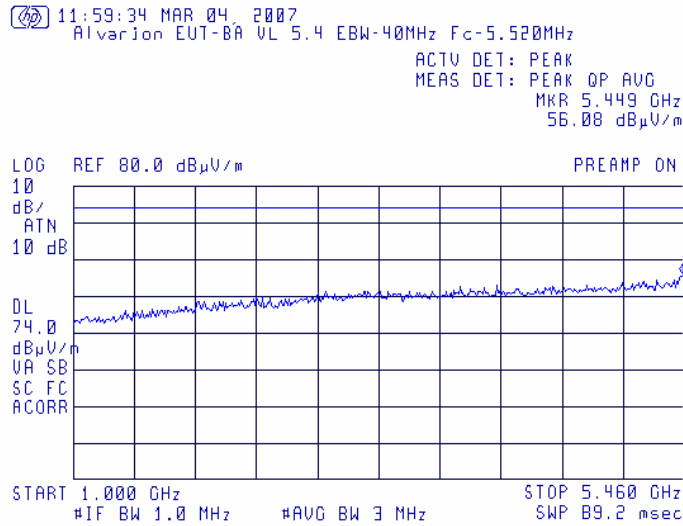


**Plot 128. Carrier Frequency 5.700 GHz, EBW 20 MHz, Antenna 8 dBi  
 Detector Average**

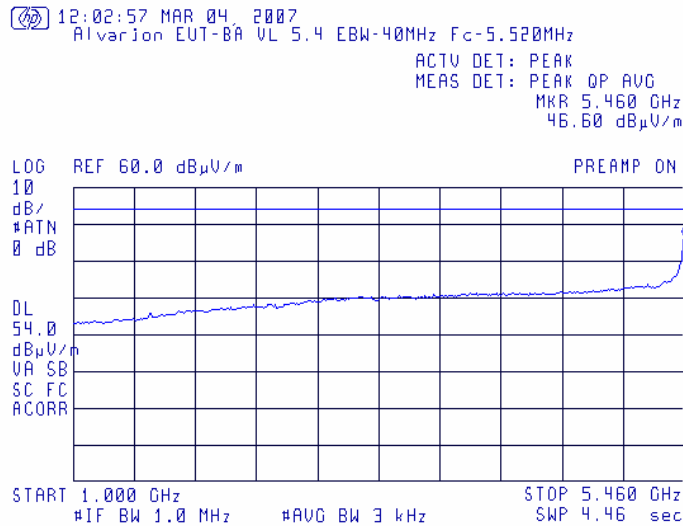
**Test Report No.: 8712311214****Page 100 of 173 Pages****Title: Test on Broadband Wireless Access system:****BreezeACCESS VL 5.4 System and Point to Point BreezeNET B system****FCC ID: LKT-VL-53C**

**Plot 129. Carrier Frequency 5.700 GHz, EBW-20 MHz, Antenna 8 dBi  
Detector Peak**

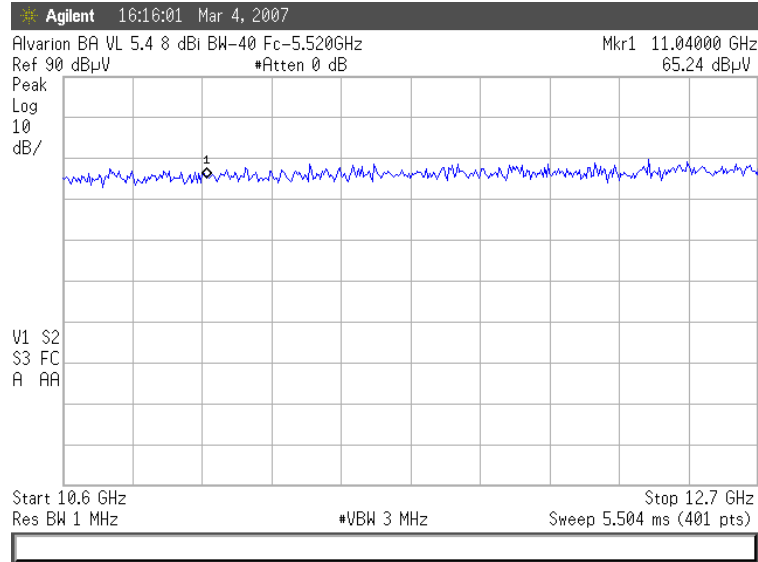
**Test Report No.: 8712311214** **Page 101 of 173 Pages**  
**Title: Test on Broadband Wireless Access system:**  
**BreezeACCESS VL 5.4 System and Point to Point BreezeNET B system**  
**FCC ID: LKT-VL-53C**



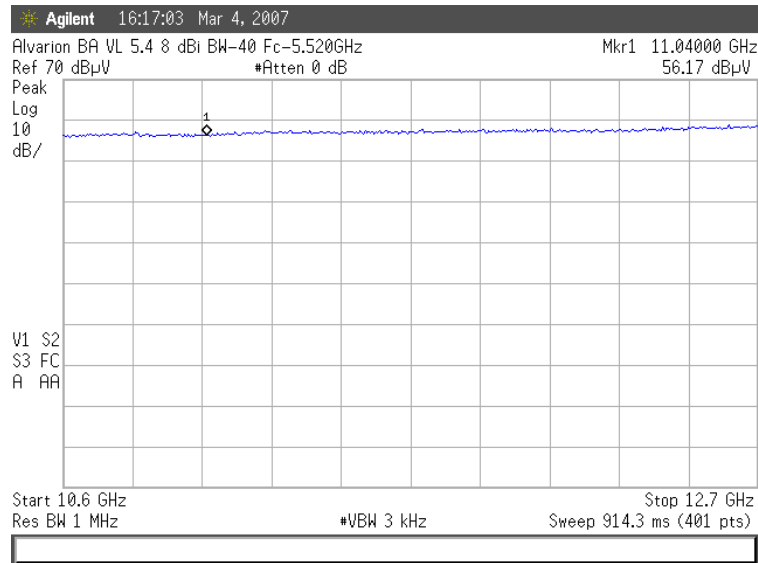
**Plot 130. Carrier Frequency 5.520 GHz, EBW-40 MHz, Antenna 8 dBi  
 Detector Peak**



**Plot 131. Carrier Frequency 5.520 GHz, EBW 40 MHz, Antenna 8 dBi  
 Detector Average**

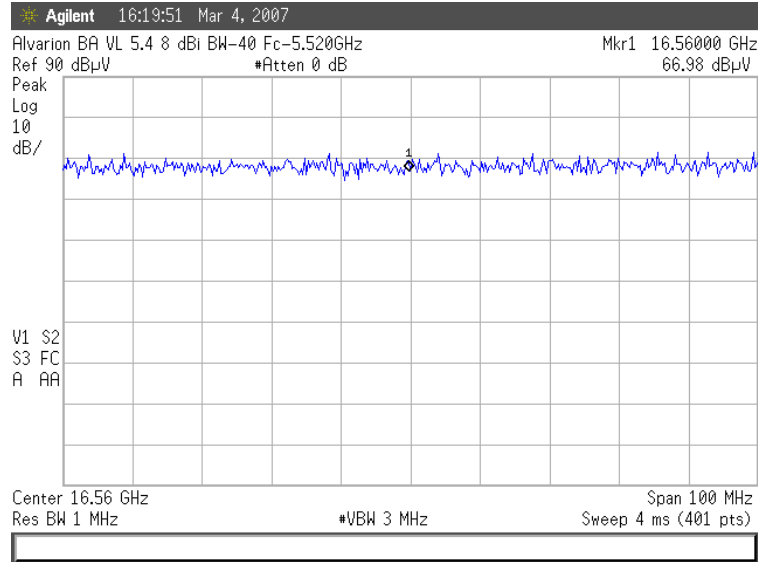


**Plot 132. Carrier Frequency 5.520 GHz, EBW-40 MHz, Antenna 8 dBi  
 Detector Peak**

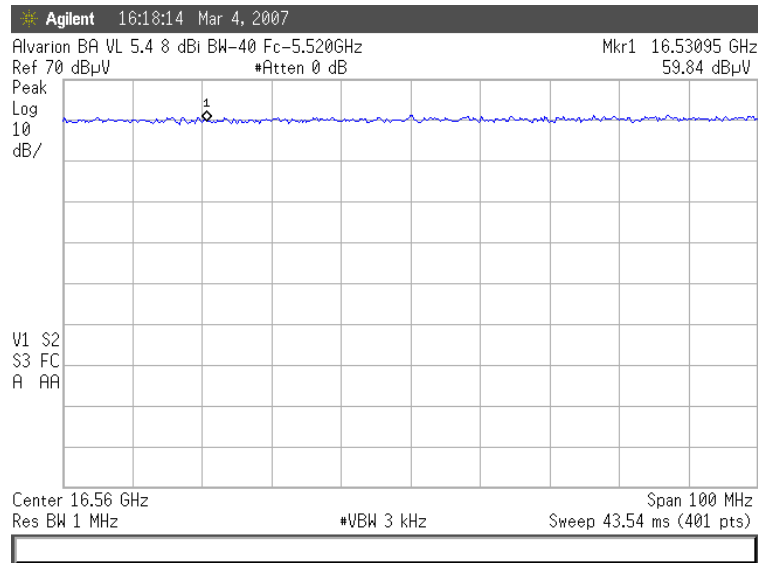


**Plot 133. Carrier Frequency 5.520 GHz, EBW 40 MHz, Antenna 8 dBi  
 Detector Average**

**Test Report No.: 8712311214** **Page 103 of 173 Pages**  
**Title: Test on Broadband Wireless Access system:**  
**BreezeACCESS VL 5.4 System and Point to Point BreezeNET B system**  
**FCC ID: LKT-VL-53C**

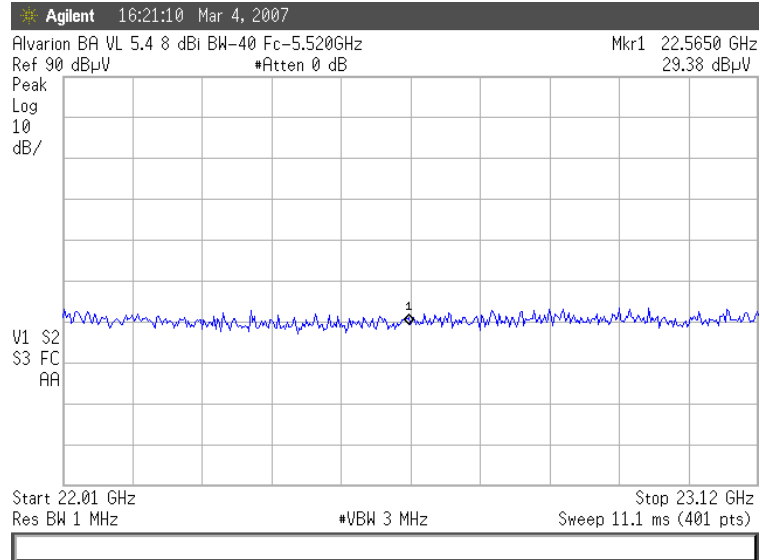


**Plot 134. Carrier Frequency 5.520 GHz, EBW-40 MHz, Antenna 8 dBi  
 Detector Peak**



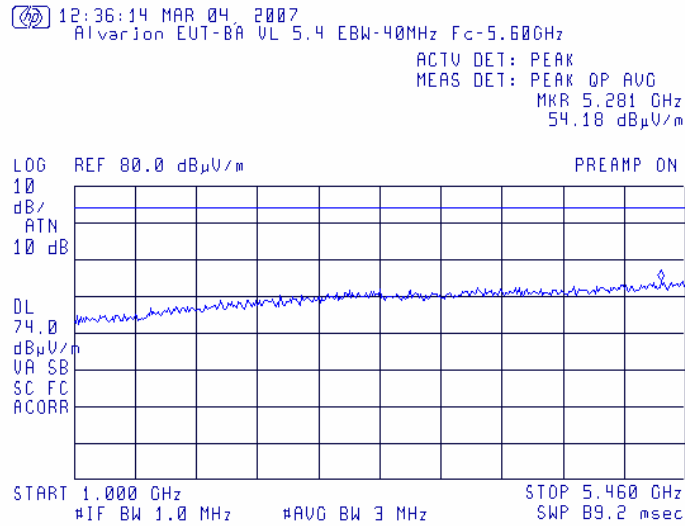
**Plot 135. Carrier Frequency 5.520 GHz, EBW 40 MHz, Antenna 8 dBi  
 Detector Average**



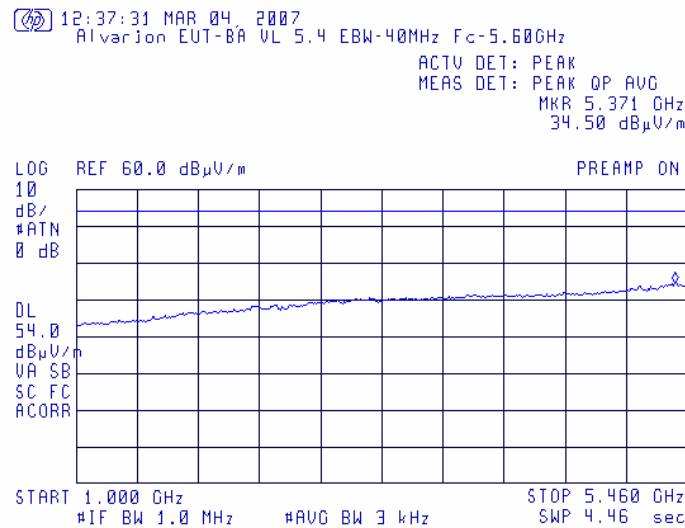
**Test Report No.: 8712311214****Page 104 of 173 Pages****Title: Test on Broadband Wireless Access system:****BreezeACCESS VL 5.4 System and Point to Point BreezeNET B system****FCC ID: LKT-VL-53C**

**Plot 136. Carrier Frequency 5.520 GHz, EBW-40 MHz, Antenna 8 dBi  
Detector Peak**

**Test Report No.: 8712311214** **Page 105 of 173 Pages**  
**Title: Test on Broadband Wireless Access system:**  
**BreezeACCESS VL 5.4 System and Point to Point BreezeNET B system**  
**FCC ID: LKT-VL-53C**

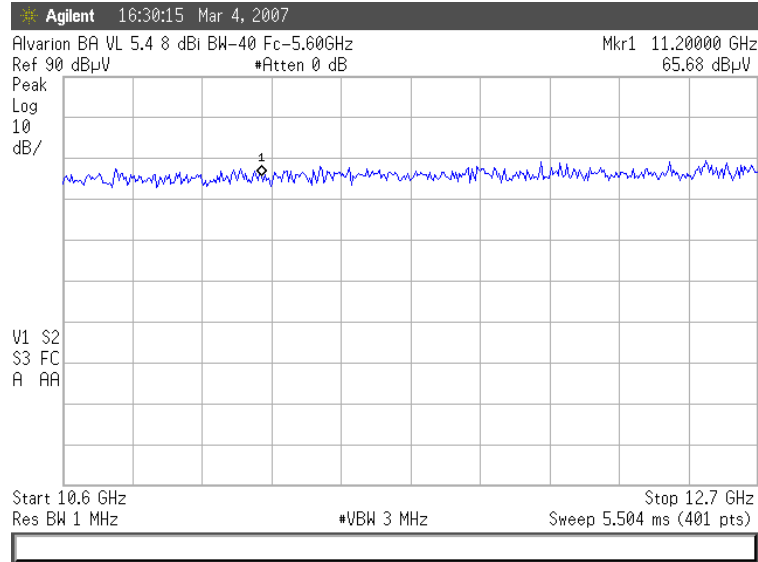


**Plot 137. Carrier Frequency 5.600 GHz, EBW-40 MHz, Antenna 8 dBi  
 Detector Peak**

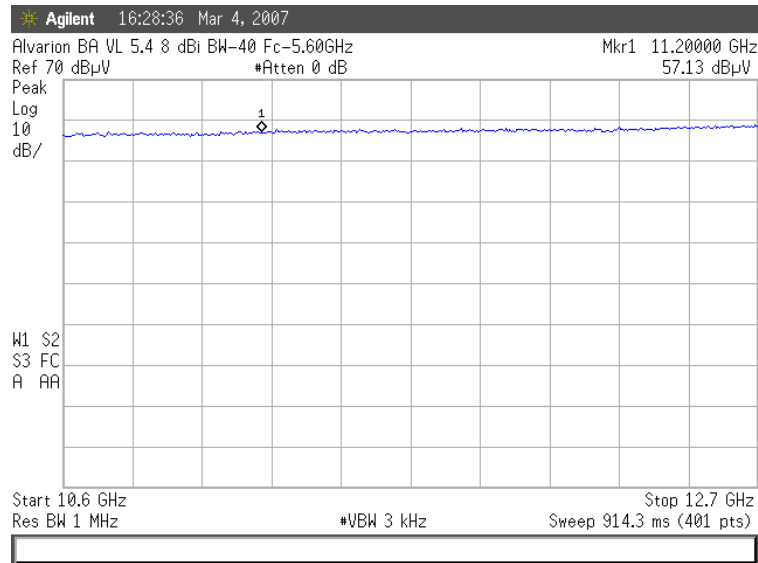


**Plot 138. Carrier Frequency 5.600 GHz, EBW 40 MHz, Antenna 8 dBi  
 Detector Average**

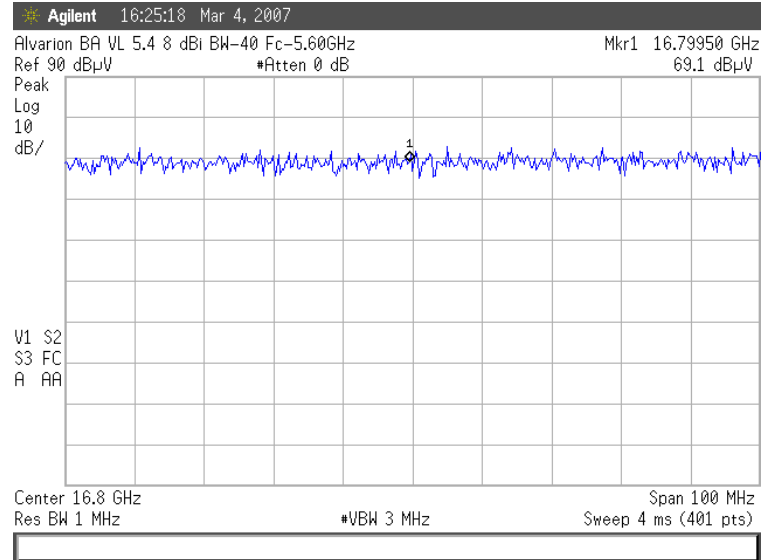
**Test Report No.: 8712311214** **Page 106 of 173 Pages**  
**Title: Test on Broadband Wireless Access system:**  
**BreezeACCESS VL 5.4 System and Point to Point BreezeNET B system**  
**FCC ID: LKT-VL-53C**



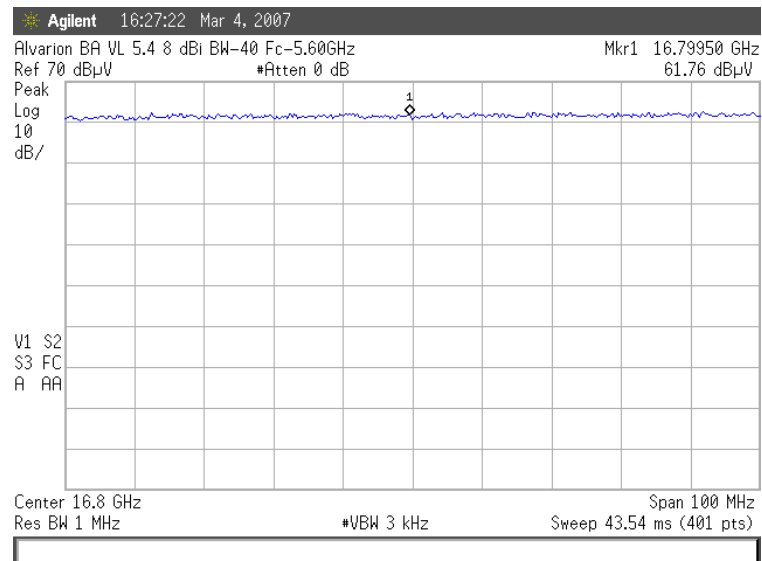
**Plot 139. Carrier Frequency 5.600 GHz, EBW-40 MHz, Antenna 8 dBi  
 Detector Peak**



**Plot 140. Carrier Frequency 5.600 GHz, EBW 40 MHz, Antenna 8 dBi  
 Detector Average**

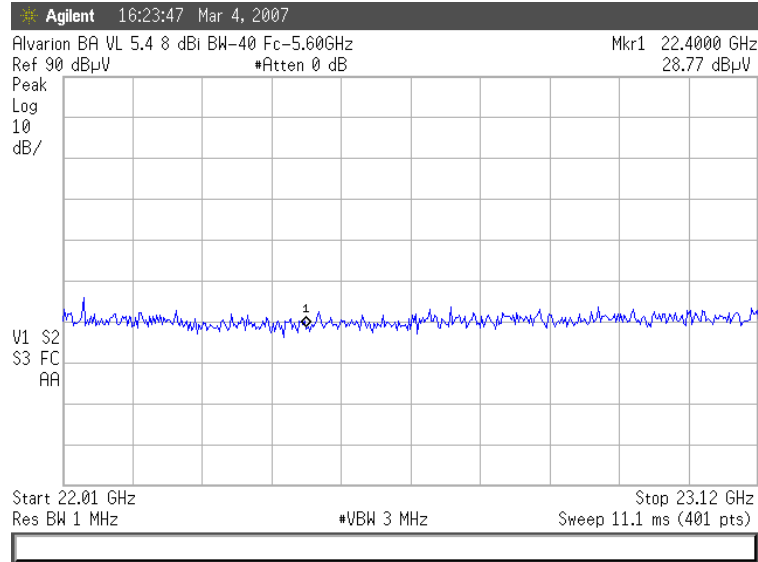
**Test Report No.: 8712311214****Page 107 of 173 Pages****Title: Test on Broadband Wireless Access system:****BreezeACCESS VL 5.4 System and Point to Point BreezeNET B system****FCC ID: LKT-VL-53C**

**Plot 141. Carrier Frequency 5.600 GHz, EBW-40 MHz, Antenna 8 dBi  
Detector Peak**



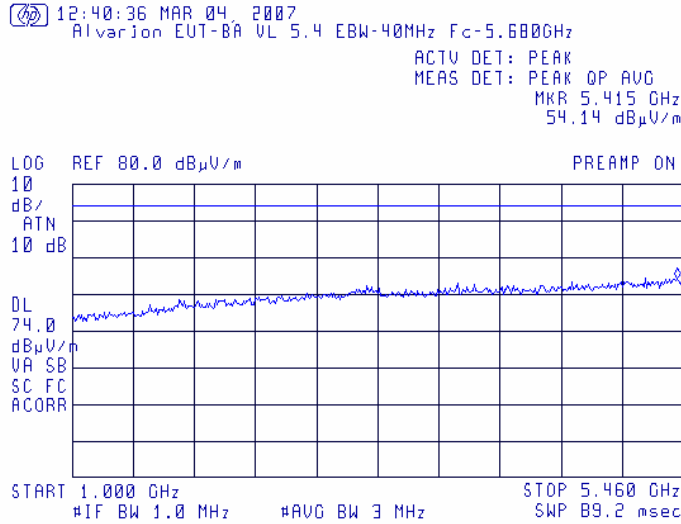
**Plot 142. Carrier Frequency 5.600 GHz, EBW 40 MHz, Antenna 8 dBi  
Detector Average**

**Test Report No.: 8712311214** **Page 108 of 173 Pages**  
**Title: Test on Broadband Wireless Access system:**  
**BreezeACCESS VL 5.4 System and Point to Point BreezeNET B system**  
**FCC ID: LKT-VL-53C**

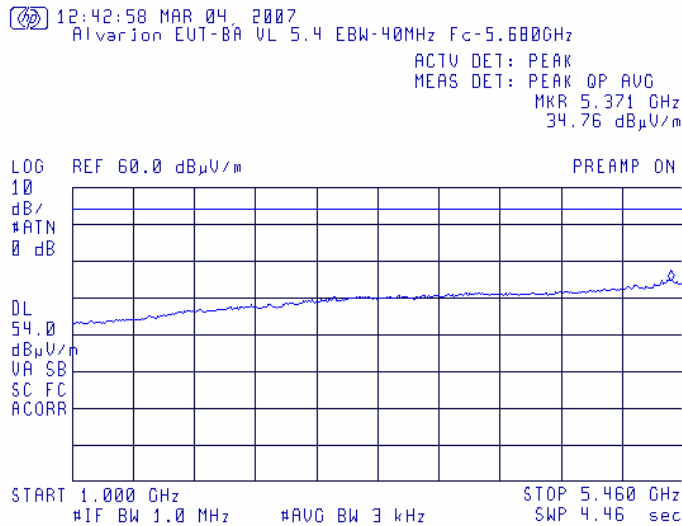


**Plot 143. Carrier Frequency 5.600 GHz, EBW-40 MHz, Antenna 8 dBi  
 Detector Peak**

**Test Report No.: 8712311214** **Page 109 of 173 Pages**  
**Title: Test on Broadband Wireless Access system:**  
**BreezeACCESS VL 5.4 System and Point to Point BreezeNET B system**  
**FCC ID: LKT-VL-53C**

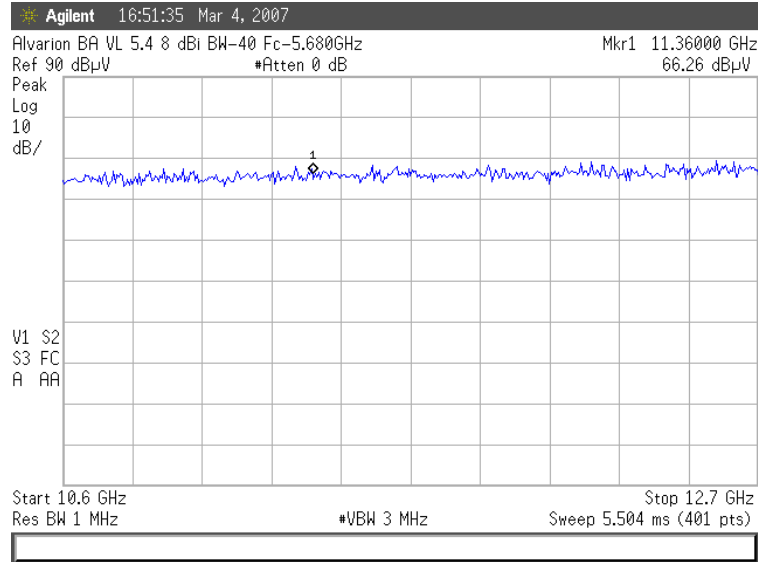


**Plot 144. Carrier Frequency 5.680 GHz, EBW-40 MHz, Antenna 8 dBi Detector Peak**

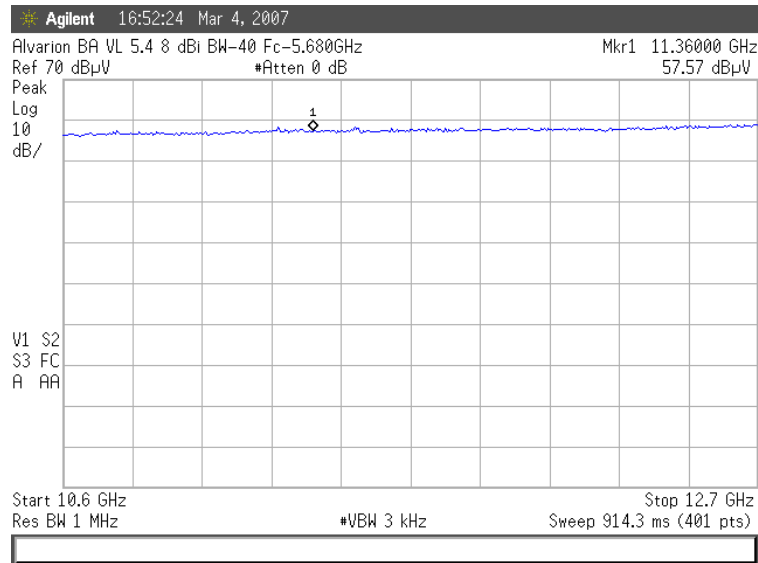


**Plot 145. Carrier Frequency 5.680 GHz, EBW 40 MHz, Antenna 8 dBi Detector Average**

**Test Report No.: 8712311214** **Page 110 of 173 Pages**  
**Title: Test on Broadband Wireless Access system:**  
**BreezeACCESS VL 5.4 System and Point to Point BreezeNET B system**  
**FCC ID: LKT-VL-53C**



**Plot 146. Carrier Frequency 5.680 GHz, EBW-40 MHz, Antenna 8 dBi  
 Detector Peak**



**Plot 147. Carrier Frequency 5.680 GHz, EBW 40 MHz, Antenna 8 dBi  
 Detector Average**

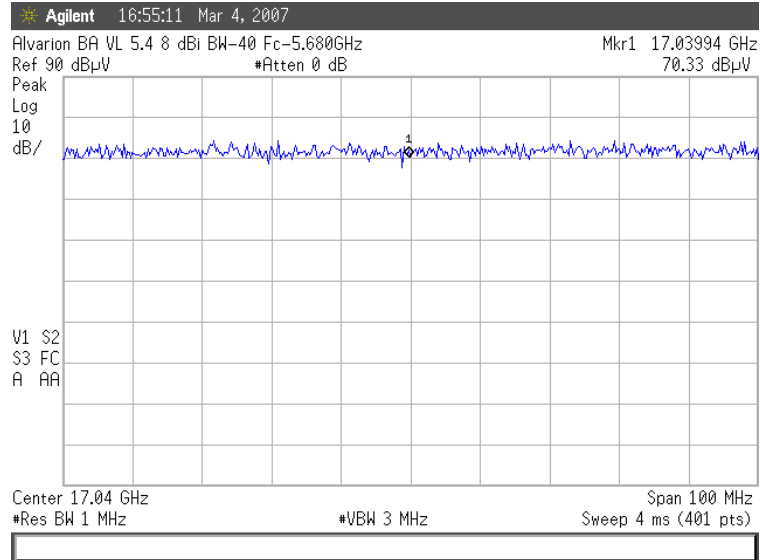
Test Report No.: 8712311214

Page 111 of 173 Pages

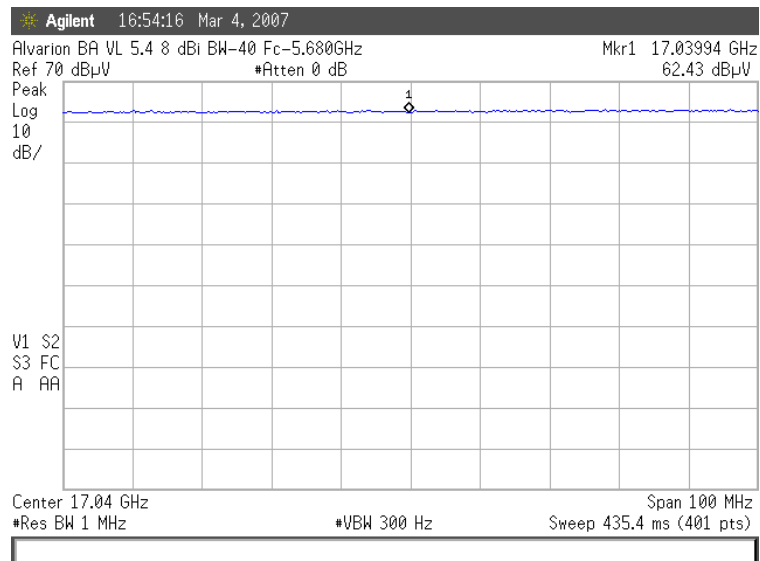
Title: Test on Broadband Wireless Access system:

BreezeACCESS VL 5.4 System and Point to Point BreezeNET B system

FCC ID: LKT-VL-53C



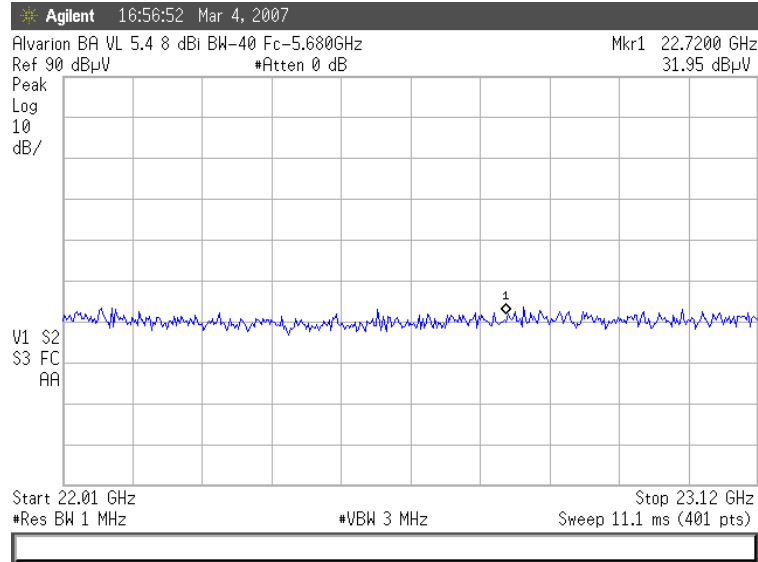
**Plot 148. Carrier Frequency 5.680 GHz, EBW-40 MHz, Antenna 8 dBi  
Detector Peak**



**Plot 149. Carrier Frequency 5.680 GHz, EBW 40 MHz, Antenna 8 dBi  
Detector Average**



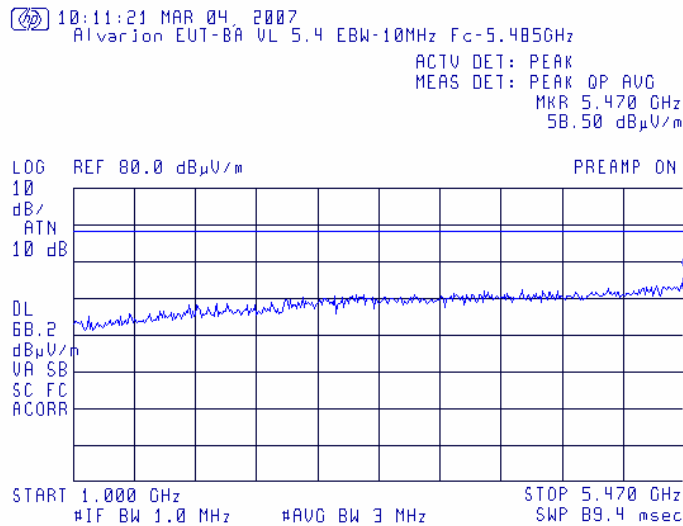
**Test Report No.: 8712311214** **Page 112 of 173 Pages**  
**Title: Test on Broadband Wireless Access system:**  
**BreezeACCESS VL 5.4 System and Point to Point BreezeNET B system**  
**FCC ID: LKT-VL-53C**



**Plot 150. Carrier Frequency 5.680 GHz, EBW-40 MHz, Antenna 8 dBi  
 Detector Peak**

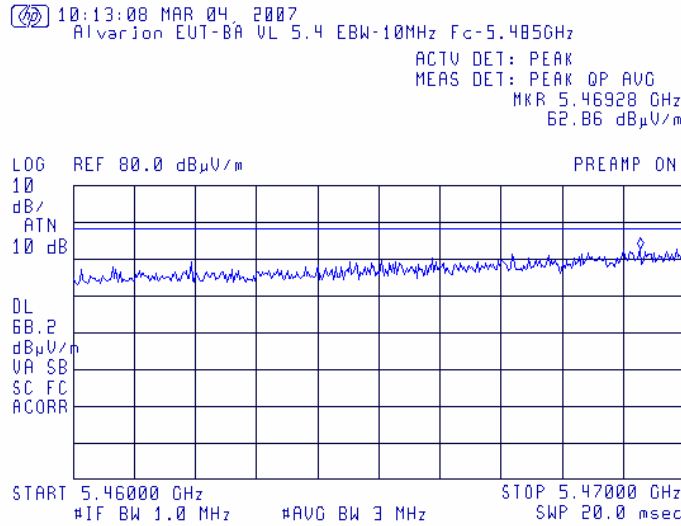
**Out of band measurement according to 15.407(b)(3).**

**Limit EIRP -27 dBm/MHz was correlated by substitution method to 68.2 dBμV/m@3m distance.**

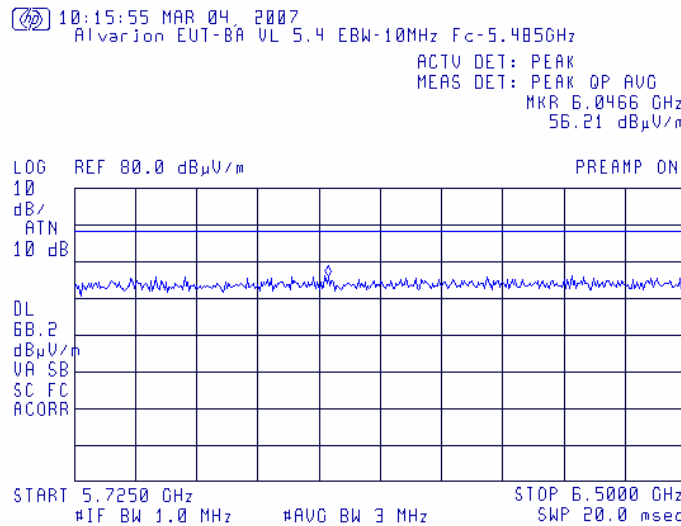


**Plot 151. Carrier Frequency 5.485 GHz, EBW-10 MHz, Antenna 8 dBi  
 Detector Peak**

**Test Report No.: 8712311214** **Page 113 of 173 Pages**  
**Title: Test on Broadband Wireless Access system:**  
**BreezeACCESS VL 5.4 System and Point to Point BreezeNET B system**  
**FCC ID: LKT-VL-53C**



**Plot 152. Carrier Frequency 5.485 GHz, EBW-10 MHz, Antenna 8 dBi Detector Peak**



**Plot 153. Carrier Frequency 5.485 GHz, EBW-10 MHz, Antenna 8 dBi Detector Peak**

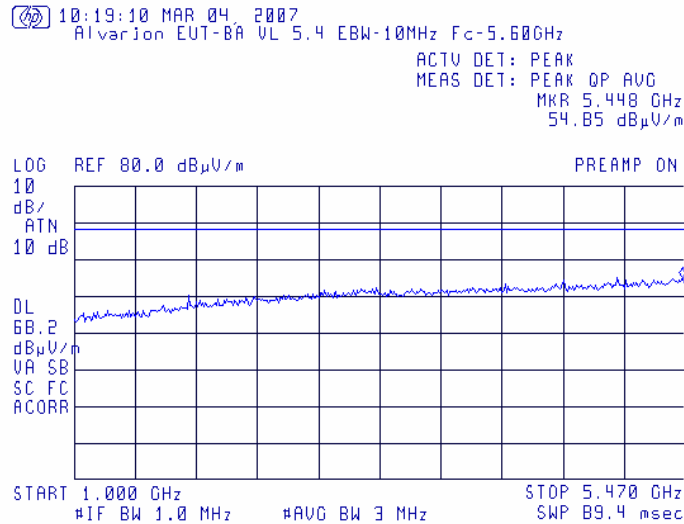
Test Report No.: 8712311214

Page 114 of 173 Pages

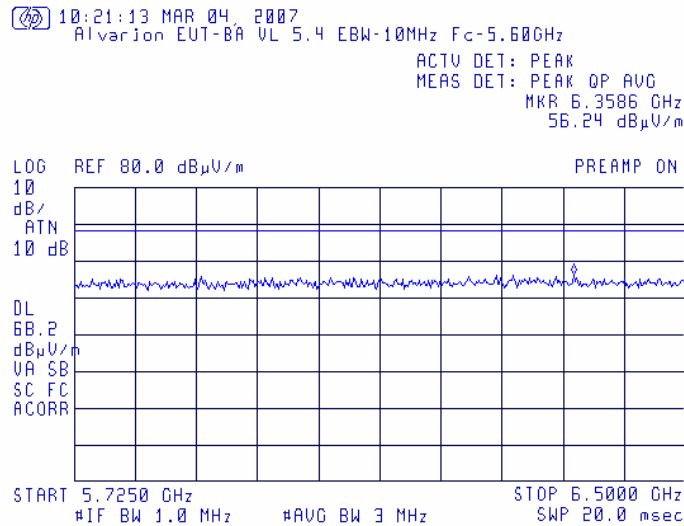
Title: Test on Broadband Wireless Access system:

BreezeACCESS VL 5.4 System and Point to Point BreezeNET B system

FCC ID: LKT-VL-53C

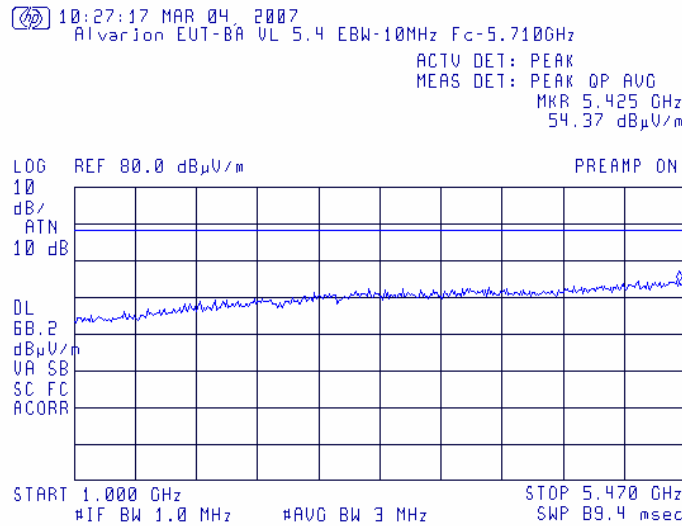


**Plot 154. Carrier Frequency 5.600 GHz, EBW-10 MHz, Antenna 8 dBi  
Detector Peak**

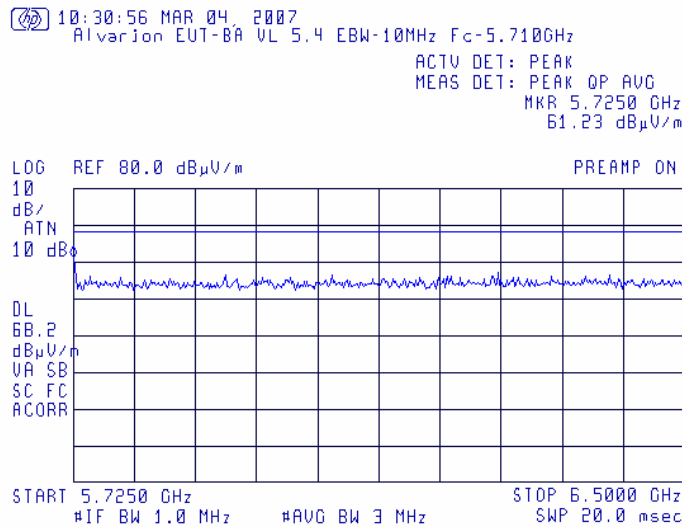


**Plot 155. Carrier Frequency 5.600 GHz, EBW-10 MHz, Antenna 8 dBi  
Detector Peak**

**Test Report No.: 8712311214** **Page 115 of 173 Pages**  
**Title: Test on Broadband Wireless Access system:**  
**BreezeACCESS VL 5.4 System and Point to Point BreezeNET B system**  
**FCC ID: LKT-VL-53C**

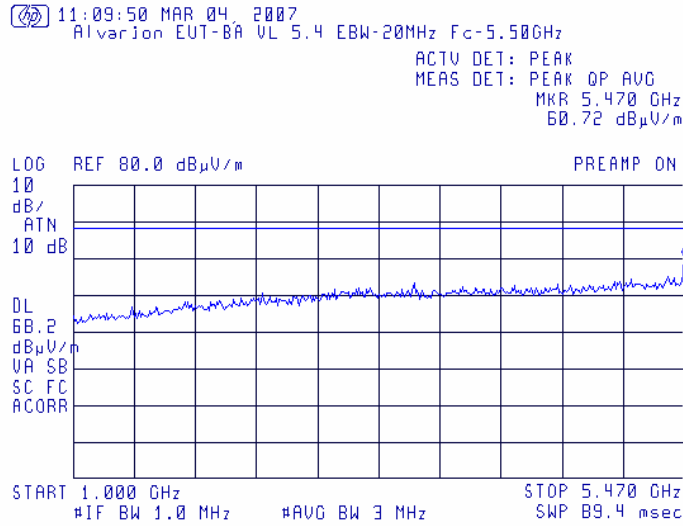


**Plot 156. Carrier Frequency 5.710 GHz, EBW-10 MHz, Antenna 8 dBi Detector Peak**

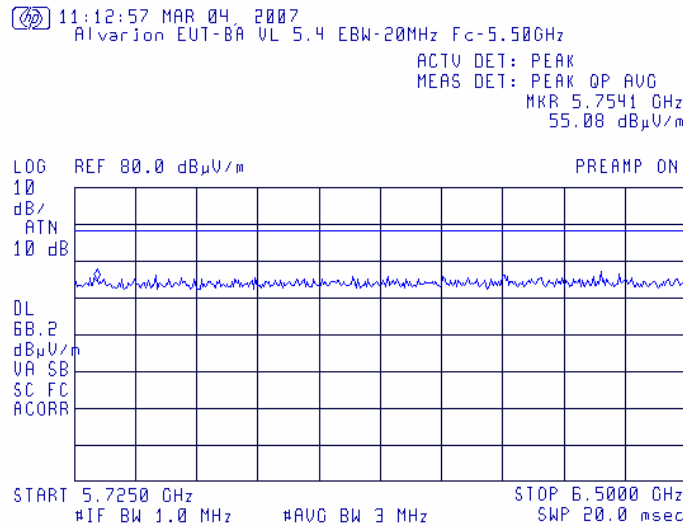


**Plot 157. Carrier Frequency 5.710 GHz, EBW-10 MHz, Antenna 8 dBi Detector Peak**

**Test Report No.:** 8712311214 **Page 116 of 173 Pages**  
**Title:** Test on Broadband Wireless Access system:  
**BreezeACCESS VL 5.4 System and Point to Point BreezeNET B system**  
**FCC ID:** LKT-VL-53C

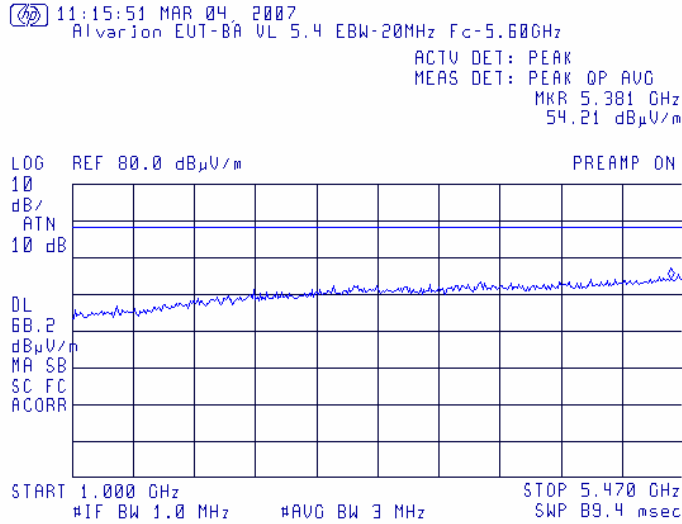


**Plot 158. Carrier Frequency 5.500 GHz, EBW-20 MHz, Antenna 8 dBi  
 Detector Peak**

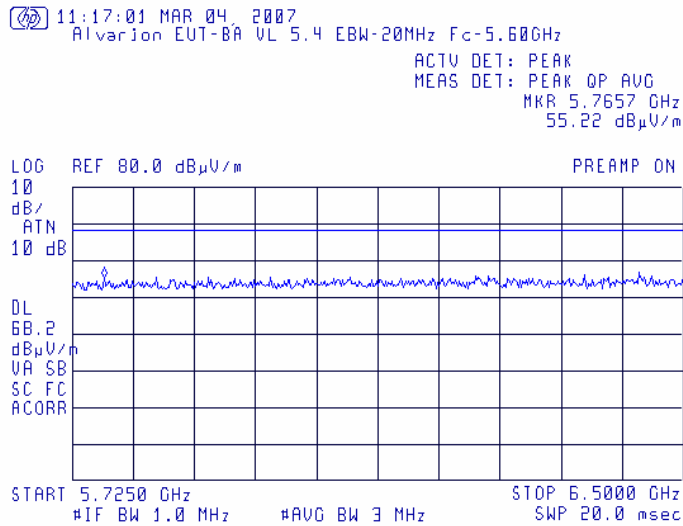


**Plot 159. Carrier Frequency 5.500 GHz, EBW-20 MHz, Antenna 8 dBi  
 Detector Peak**

**Test Report No.: 8712311214** **Page 117 of 173 Pages**  
**Title: Test on Broadband Wireless Access system:**  
**BreezeACCESS VL 5.4 System and Point to Point BreezeNET B system**  
**FCC ID: LKT-VL-53C**



**Plot 160. Carrier Frequency 5.600 GHz, EBW-20 MHz, Antenna 8 dBi Detector Peak**



**Plot 161. Carrier Frequency 5.600 GHz, EBW-20 MHz, Antenna 8 dBi Detector Peak**

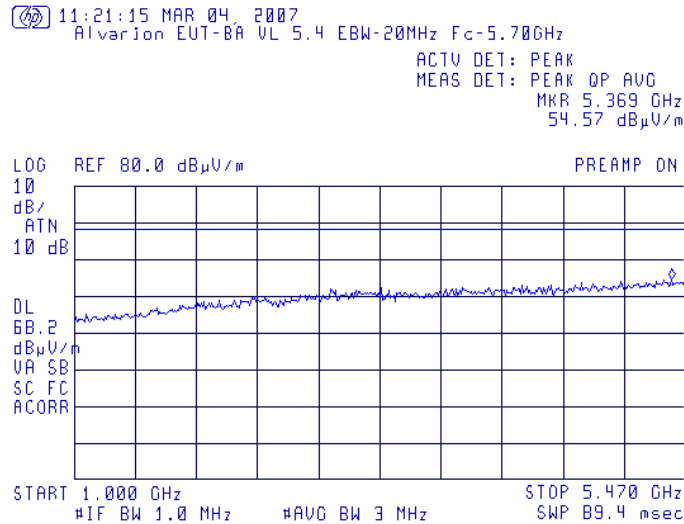
Test Report No.: 8712311214

Page 118 of 173 Pages

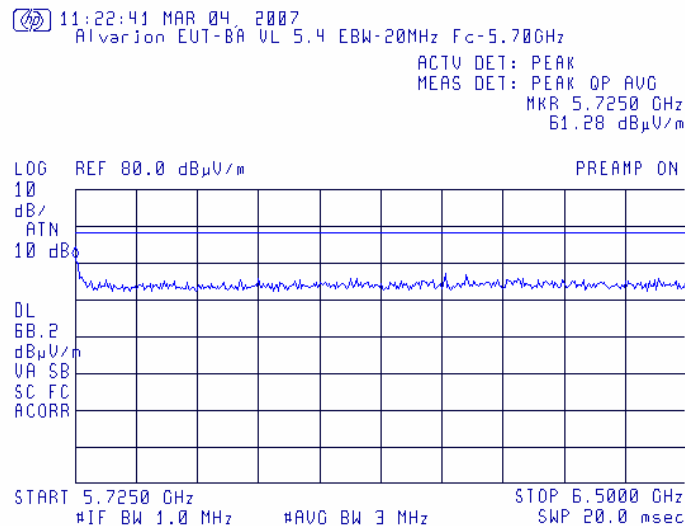
Title: Test on Broadband Wireless Access system:

BreezeACCESS VL 5.4 System and Point to Point BreezeNET B system

FCC ID: LKT-VL-53C

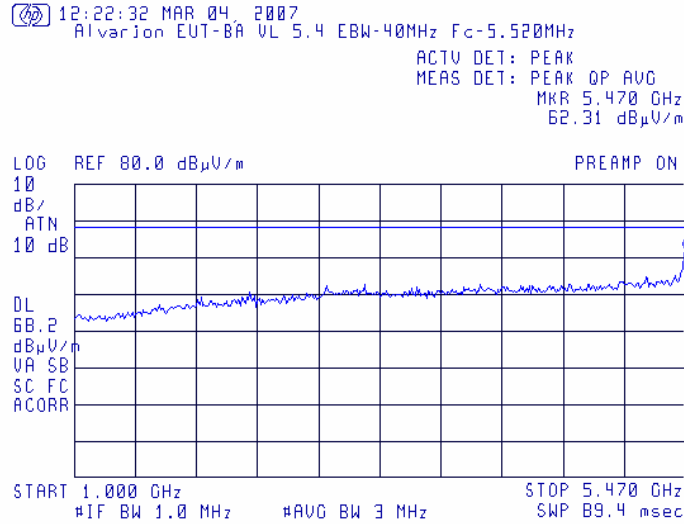


**Plot 162. Carrier Frequency 5.700 GHz, EBW-20 MHz, Antenna 8 dBi  
Detector Peak**

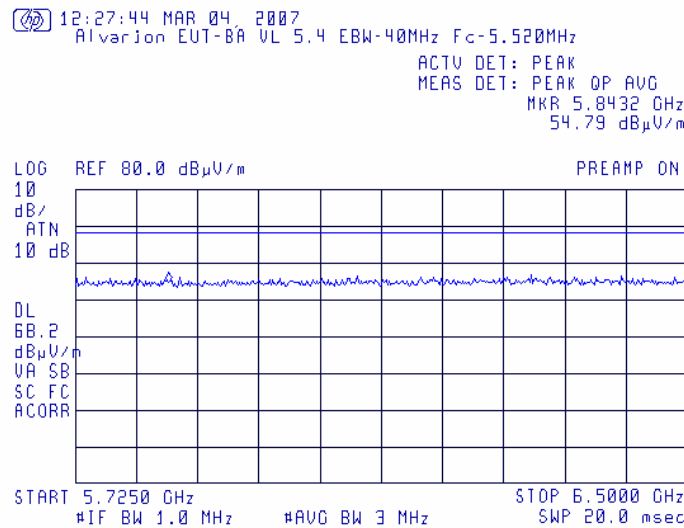


**Plot 163. Carrier Frequency 5.700 GHz, EBW-20 MHz, Antenna 8 dBi  
Detector Peak**

**Test Report No.: 8712311214** **Page 119 of 173 Pages**  
**Title: Test on Broadband Wireless Access system:**  
**BreezeACCESS VL 5.4 System and Point to Point BreezeNET B system**  
**FCC ID: LKT-VL-53C**



**Plot 164. Carrier Frequency 5.520 GHz, EBW-40 MHz, Antenna 8 dBi Detector Peak**



**Plot 165. Carrier Frequency 5.520 GHz, EBW-40 MHz, Antenna 8 dBi Detector Peak**



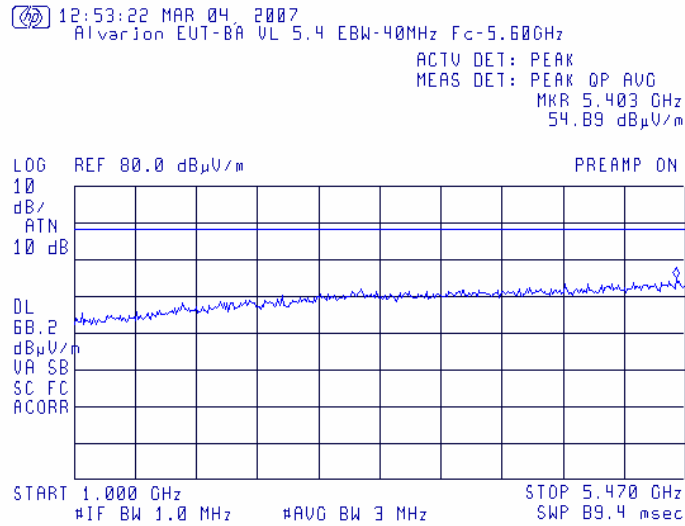
Test Report No.: 8712311214

Page 120 of 173 Pages

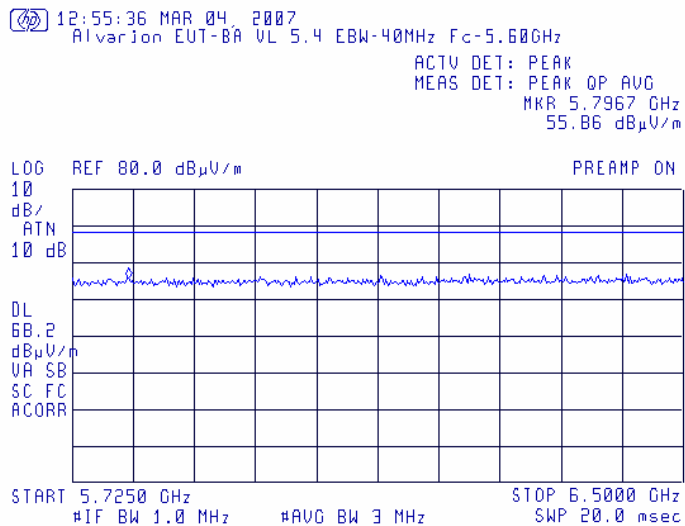
Title: Test on Broadband Wireless Access system:

BreezeACCESS VL 5.4 System and Point to Point BreezeNET B system

FCC ID: LKT-VL-53C

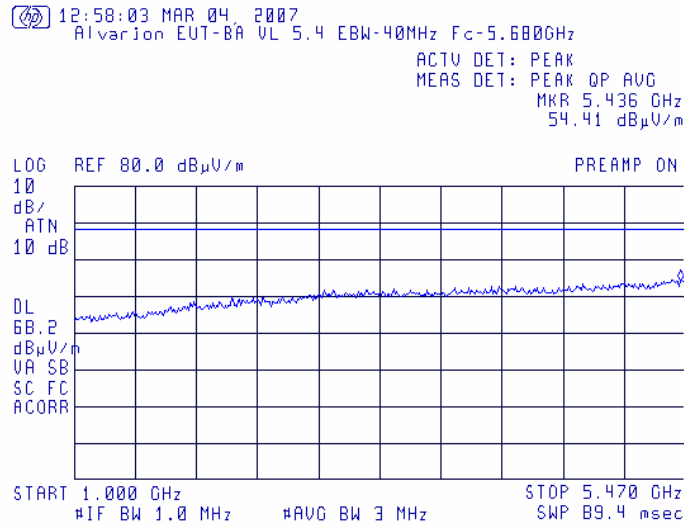


**Plot 166. Carrier Frequency 5.600 GHz, EBW-40 MHz, Antenna 8 dBi  
Detector Peak**

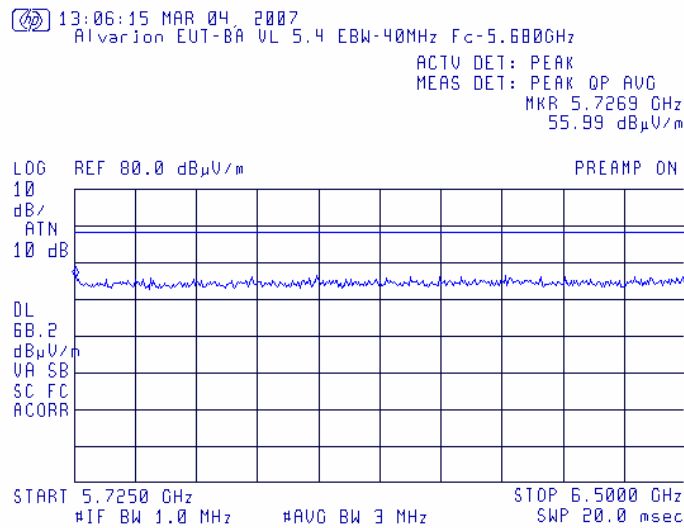


**Plot 167. Carrier Frequency 5.600 GHz, EBW-40 MHz, Antenna 8 dBi  
Detector Peak**

**Test Report No.: 8712311214** **Page 121 of 173 Pages**  
**Title: Test on Broadband Wireless Access system:**  
**BreezeACCESS VL 5.4 System and Point to Point BreezeNET B system**  
**FCC ID: LKT-VL-53C**



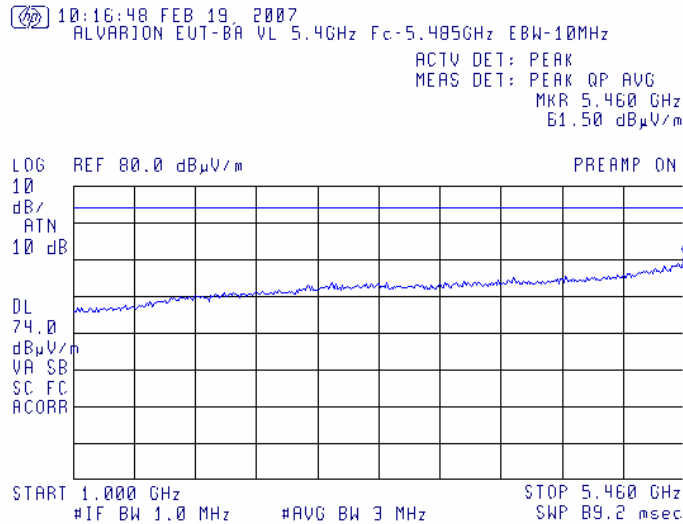
**Plot 168. Carrier Frequency 5.680 GHz, EBW-40 MHz, Antenna 8 dBi  
 Detector Peak**



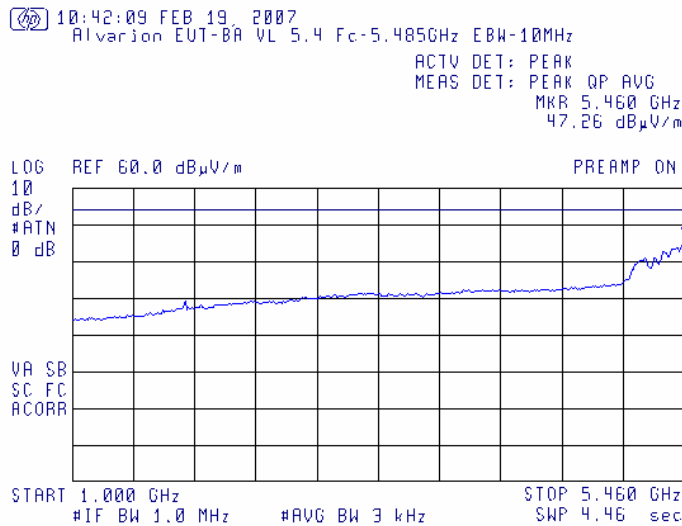
**Plot 169. Carrier Frequency 5.680 GHz, EBW-40 MHz, Antenna 8 dBi  
 Detector Peak**

**Test Report No.: 8712311214** **Page 122 of 173 Pages**  
**Title: Test on Broadband Wireless Access system:**  
**BreezeACCESS VL 5.4 System and Point to Point BreezeNET B system**  
**FCC ID: LKT-VL-53C**

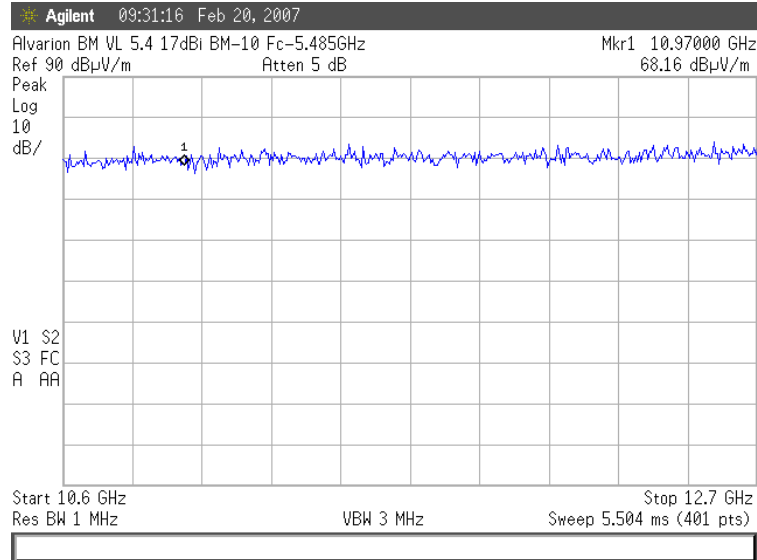
**Antenna - 17 dBi. Output power 10 dBm.**



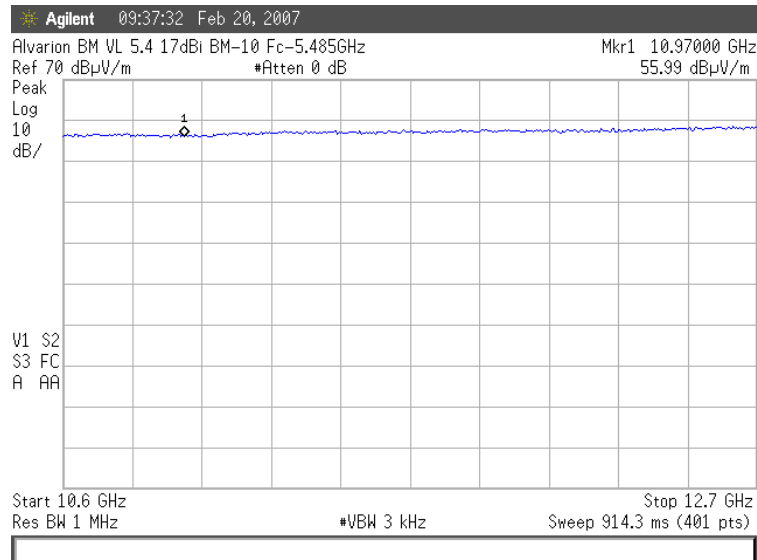
**Plot 170. Carrier Frequency 5.485 GHz, EBW-10 MHz, Antenna 17 dBi  
 Detector Peak**



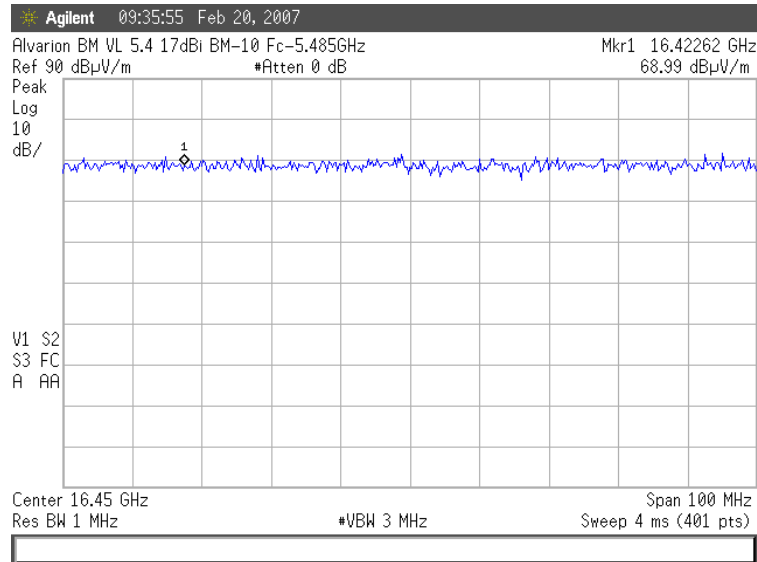
**Plot 171. Carrier Frequency 5.485 GHz, EBW 10 MHz, Antenna 17 dBi  
 Detector Average**

**Test Report No.: 8712311214****Page 123 of 173 Pages****Title: Test on Broadband Wireless Access system:****BreezeACCESS VL 5.4 System and Point to Point BreezeNET B system****FCC ID: LKT-VL-53C**

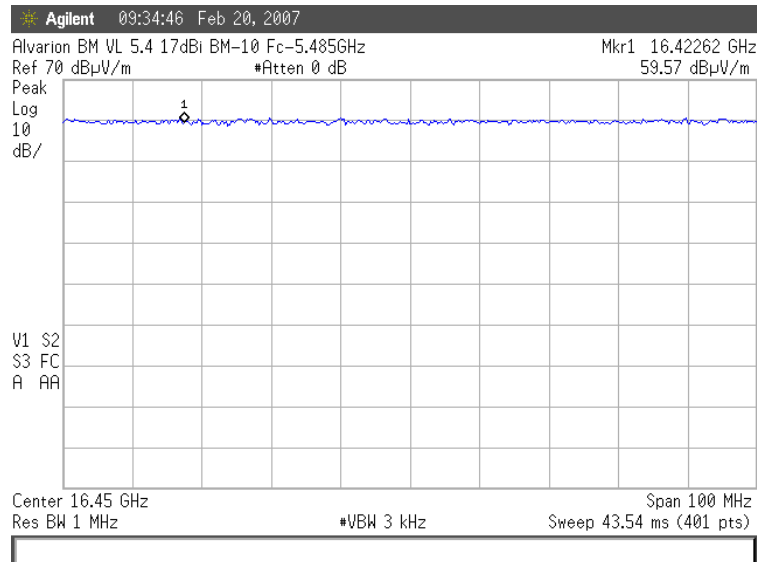
**Plot 172. Carrier Frequency 5.485 GHz, EBW-10 MHz, Antenna 17 dBi  
Detector Peak**



**Plot 173. Carrier Frequency 5.485 GHz, EBW 10 MHz, Antenna 17 dBi  
Detector Average**

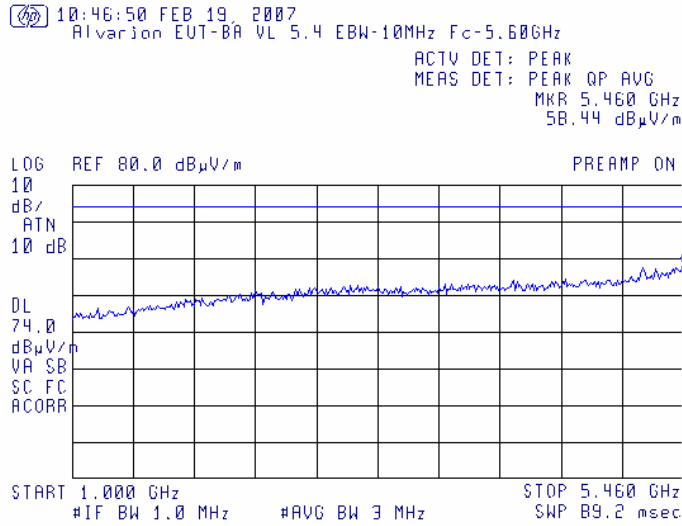
**Test Report No.: 8712311214****Page 124 of 173 Pages****Title: Test on Broadband Wireless Access system:****BreezeACCESS VL 5.4 System and Point to Point BreezeNET B system****FCC ID: LKT-VL-53C**

**Plot 174. Carrier Frequency 5.485 GHz, EBW-10 MHz, Antenna 17 dBi  
Detector Peak**

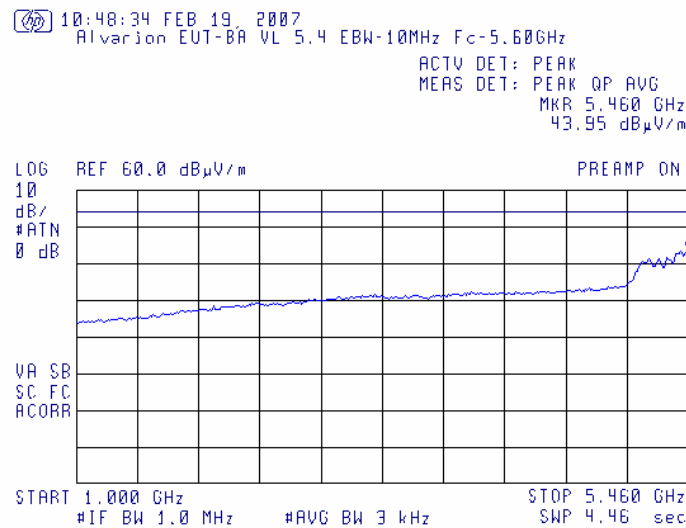


**Plot 175. Carrier Frequency 5.485 GHz, EBW 10 MHz, Antenna 17 dBi  
Detector Average**

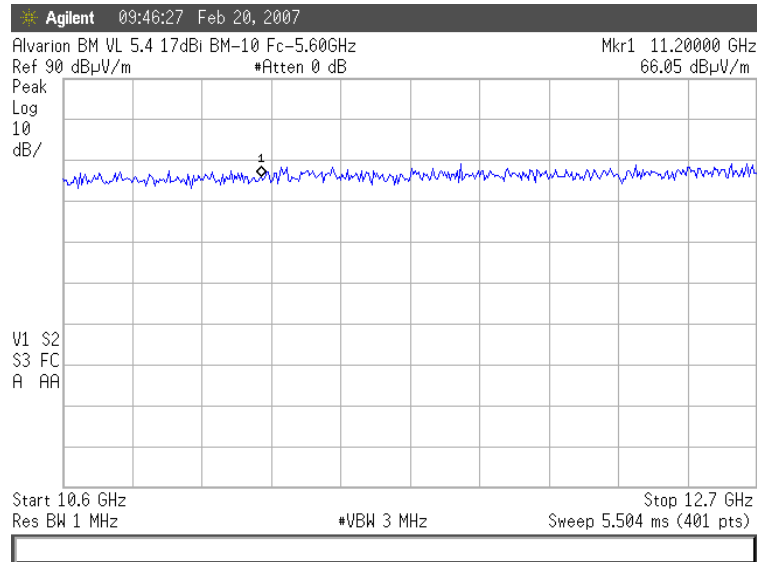
**Test Report No.: 8712311214** **Page 125 of 173 Pages**  
**Title: Test on Broadband Wireless Access system:**  
**BreezeACCESS VL 5.4 System and Point to Point BreezeNET B system**  
**FCC ID: LKT-VL-53C**



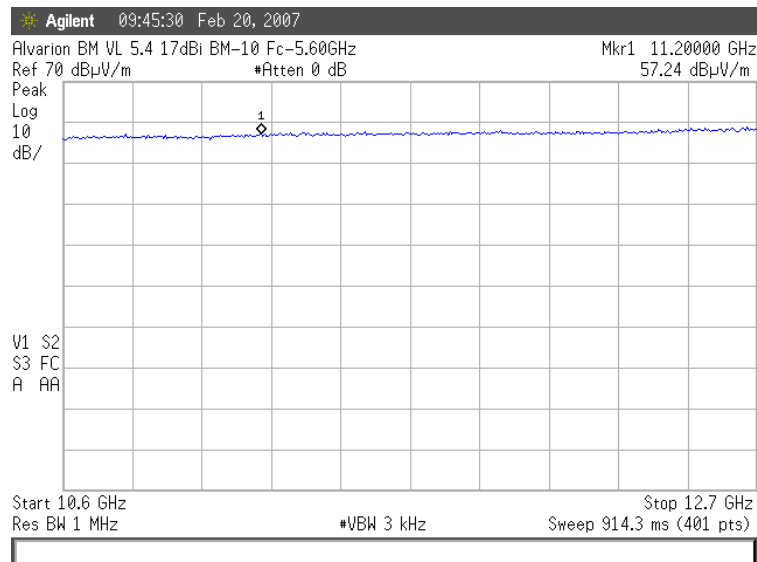
**Plot 176. Carrier Frequency 5.600 GHz, EBW-10 MHz, Antenna 17 dBi  
 Detector Peak**



**Plot 177. Carrier Frequency 5.600 GHz, EBW 10 MHz, Antenna 17 dBi  
 Detector Average**

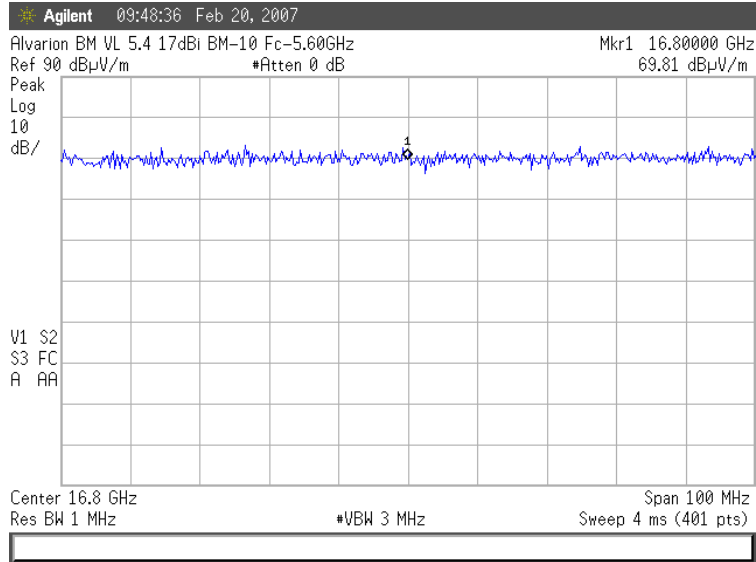
**Test Report No.: 8712311214****Page 126 of 173 Pages****Title: Test on Broadband Wireless Access system:****BreezeACCESS VL 5.4 System and Point to Point BreezeNET B system****FCC ID: LKT-VL-53C**

**Plot 178. Carrier Frequency 5.600 GHz, EBW-10 MHz, Antenna 17 dBi  
Detector Peak**

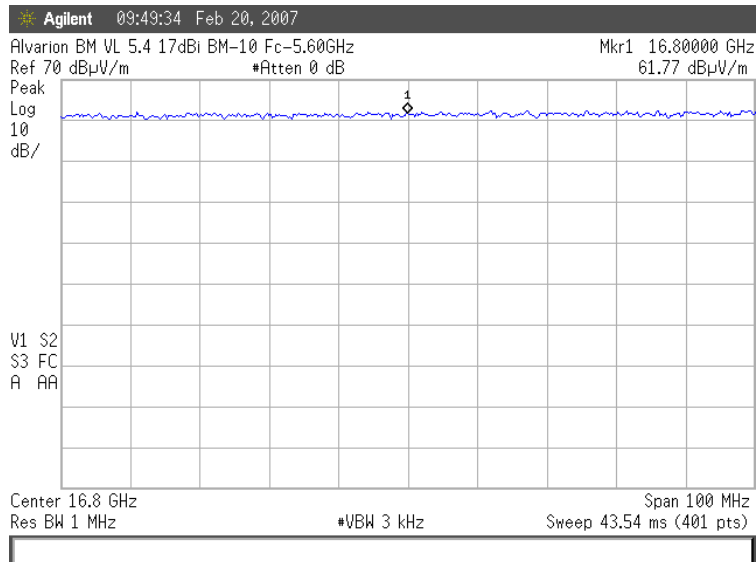


**Plot 179. Carrier Frequency 5.600 GHz, EBW 10 MHz, Antenna 17 dBi  
Detector Average**

**Test Report No.: 8712311214** **Page 127 of 173 Pages**  
**Title: Test on Broadband Wireless Access system:**  
**BreezeACCESS VL 5.4 System and Point to Point BreezeNET B system**  
**FCC ID: LKT-VL-53C**

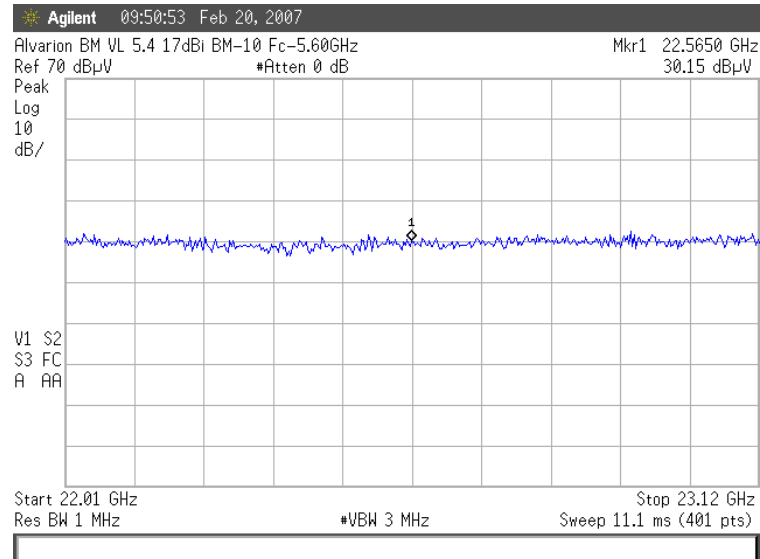


**Plot 180. Carrier Frequency 5.600 GHz, EBW-10 MHz, Antenna 17 dBi  
 Detector Peak**



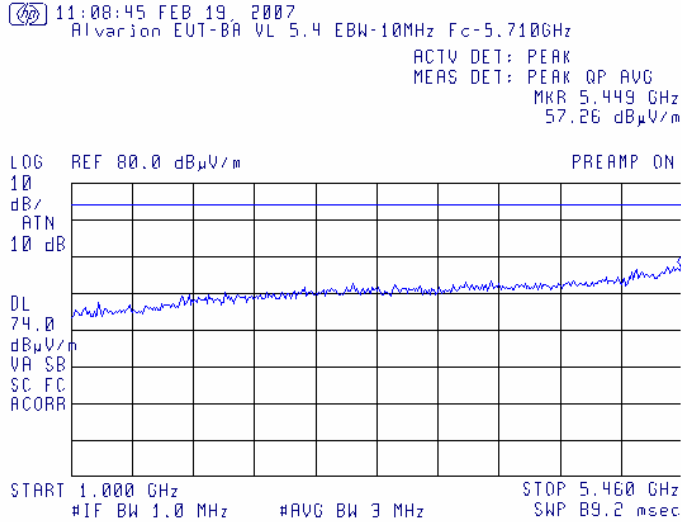
**Plot 181. Carrier Frequency 5.600 GHz, EBW 10 MHz, Antenna 17 dBi  
 Detector Average**



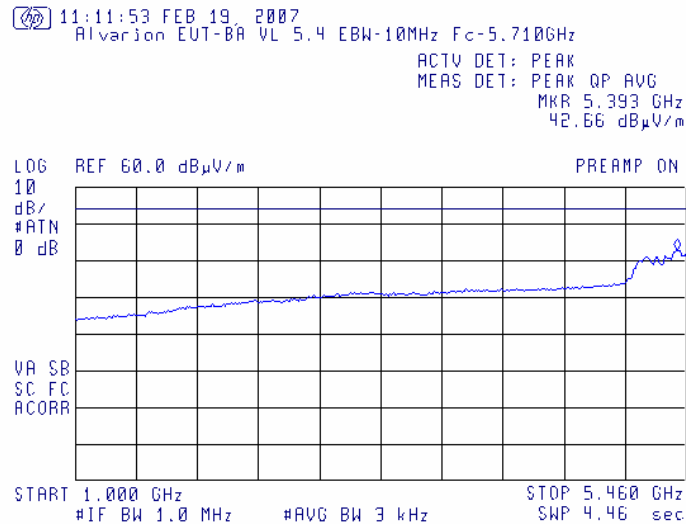
**Test Report No.: 8712311214****Page 128 of 173 Pages****Title: Test on Broadband Wireless Access system:****BreezeACCESS VL 5.4 System and Point to Point BreezeNET B system****FCC ID: LKT-VL-53C**

**Plot 182. Carrier Frequency 5.600 GHz, EBW-10 MHz, Antenna 17 dBi  
Detector Peak**

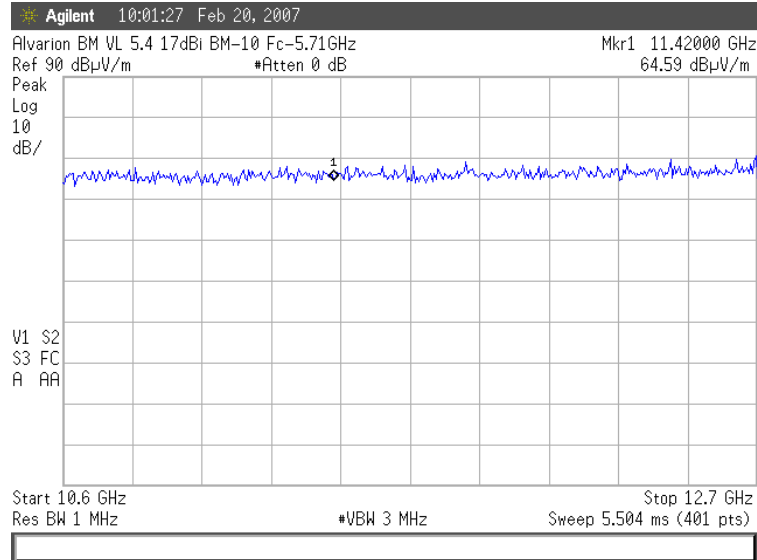
**Test Report No.: 8712311214** **Page 129 of 173 Pages**  
**Title: Test on Broadband Wireless Access system:**  
**BreezeACCESS VL 5.4 System and Point to Point BreezeNET B system**  
**FCC ID: LKT-VL-53C**



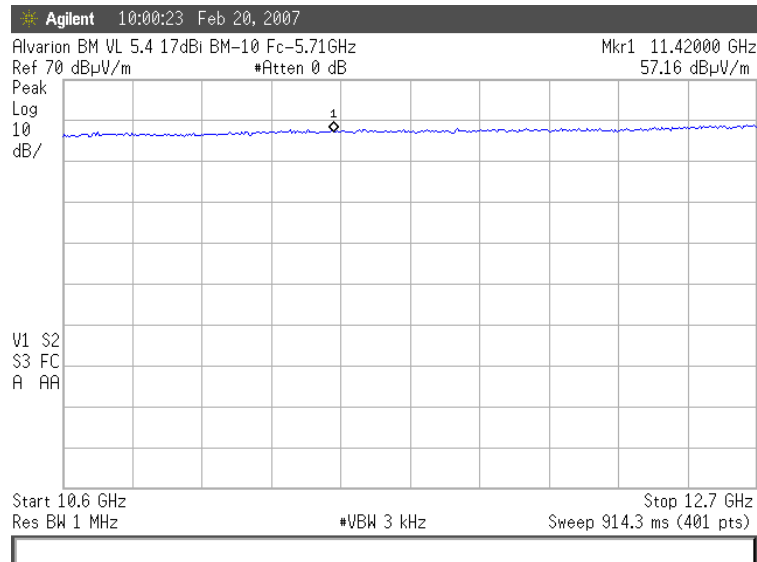
**Plot 183. Carrier Frequency 5.710 GHz, EBW-10 MHz, Antenna 17 dBi  
 Detector Peak**



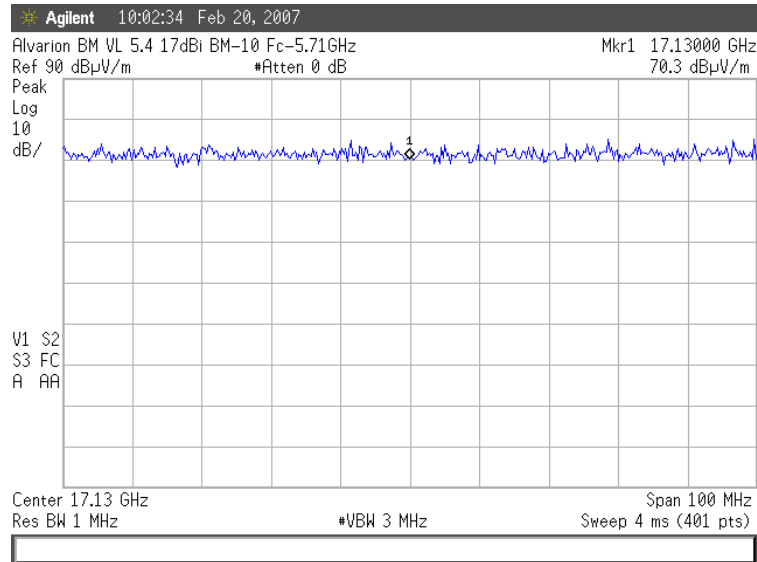
**Plot 184. Carrier Frequency 5.710 GHz, EBW 10 MHz, Antenna 17 dBi  
 Detector Average**

**Test Report No.: 8712311214****Page 130 of 173 Pages****Title: Test on Broadband Wireless Access system:****BreezeACCESS VL 5.4 System and Point to Point BreezeNET B system****FCC ID: LKT-VL-53C**

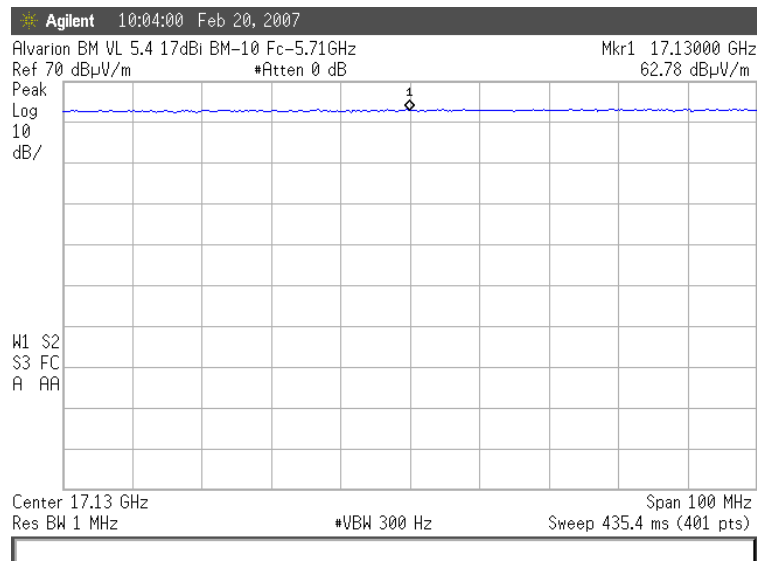
**Plot 185. Carrier Frequency 5.710 GHz, EBW-10 MHz, Antenna 17 dBi  
Detector Peak**



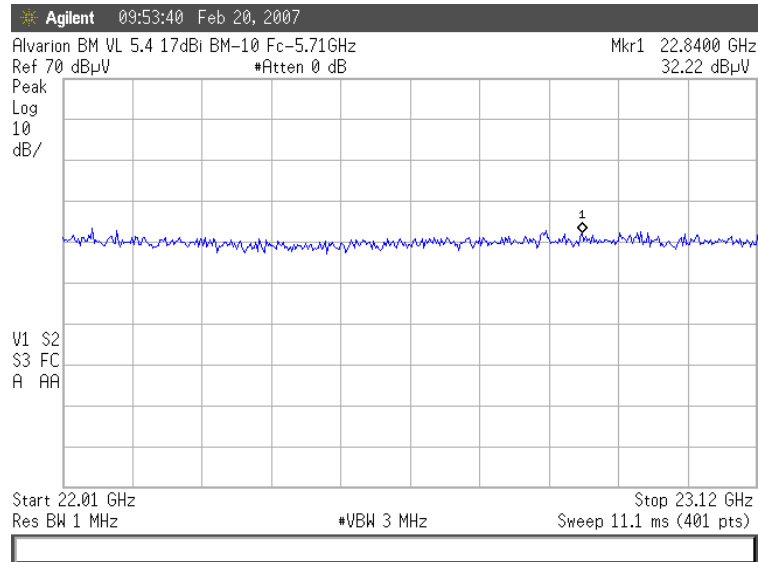
**Plot 186. Carrier Frequency 5.710 GHz, EBW 10 MHz, Antenna 17 dBi  
Detector Average**

**Test Report No.: 8712311214****Page 131 of 173 Pages****Title: Test on Broadband Wireless Access system:****BreezeACCESS VL 5.4 System and Point to Point BreezeNET B system****FCC ID: LKT-VL-53C**

**Plot 187. Carrier Frequency 5.710 GHz, EBW-10 MHz, Antenna 17 dBi  
Detector Peak**



**Plot 188. Carrier Frequency 5.710 GHz, EBW 10 MHz, Antenna 17 dBi  
Detector Average**

**Test Report No.: 8712311214****Page 132 of 173 Pages****Title: Test on Broadband Wireless Access system:****BreezeACCESS VL 5.4 System and Point to Point BreezeNET B system****FCC ID: LKT-VL-53C**

**Plot 189. Carrier Frequency 5.710 GHz, EBW-10 MHz, Antenna 17 dBi  
Detector Peak**

Test Report No.: 8712311214

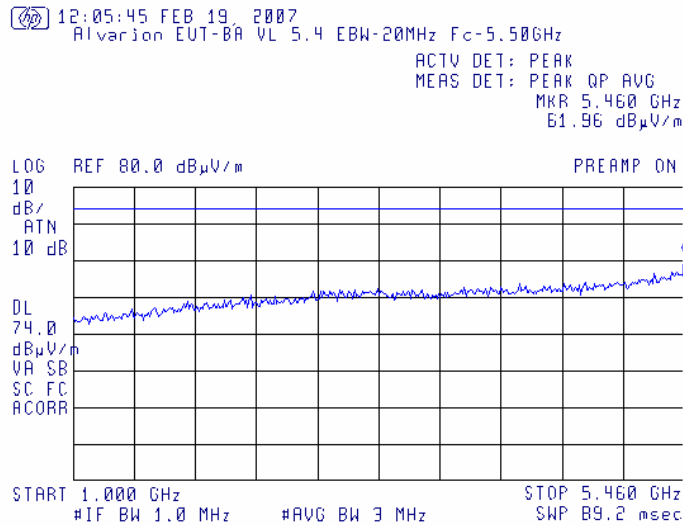
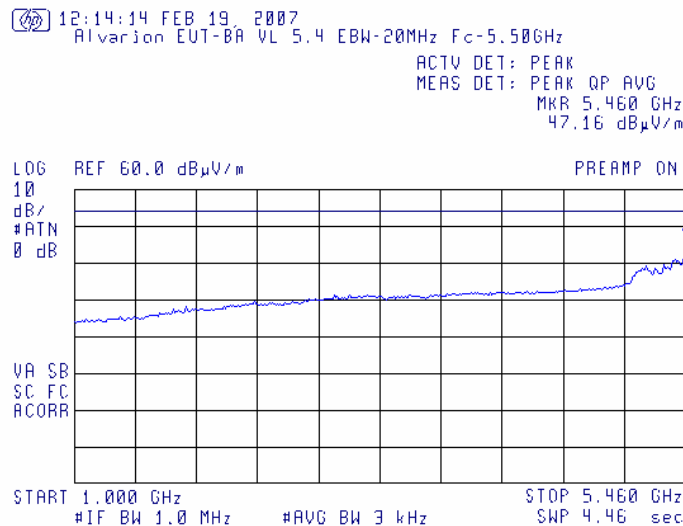
Page 133 of 173 Pages

Title: Test on Broadband Wireless Access system:

BreezeACCESS VL 5.4 System and Point to Point BreezeNET B system

FCC ID: LKT-VL-53C

Antenna - 17 dBi. Output power 13 dBm

Plot 190. Carrier Frequency 5.500 GHz, EBW-20 MHz, Antenna 17 dBi  
Detector PeakPlot 191. Carrier Frequency 5.500 GHz, EBW 20 MHz, Antenna 17 dBi  
Detector Average

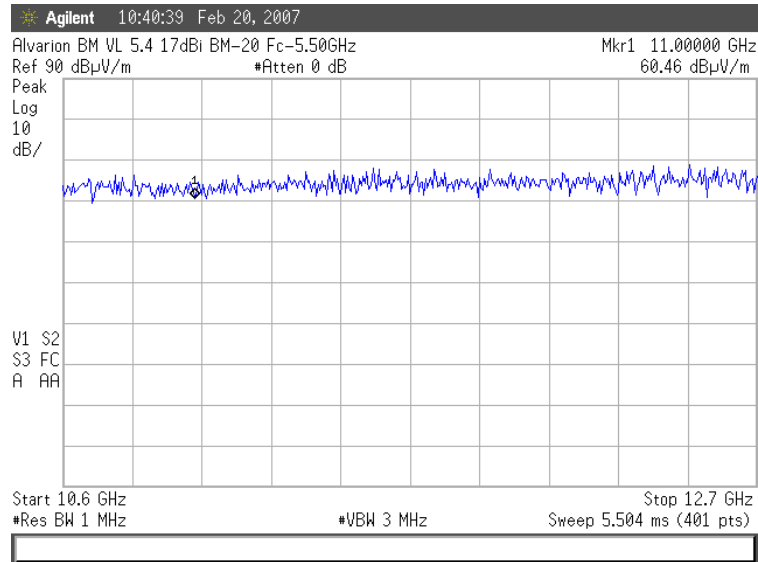
Test Report No.: 8712311214

Page 134 of 173 Pages

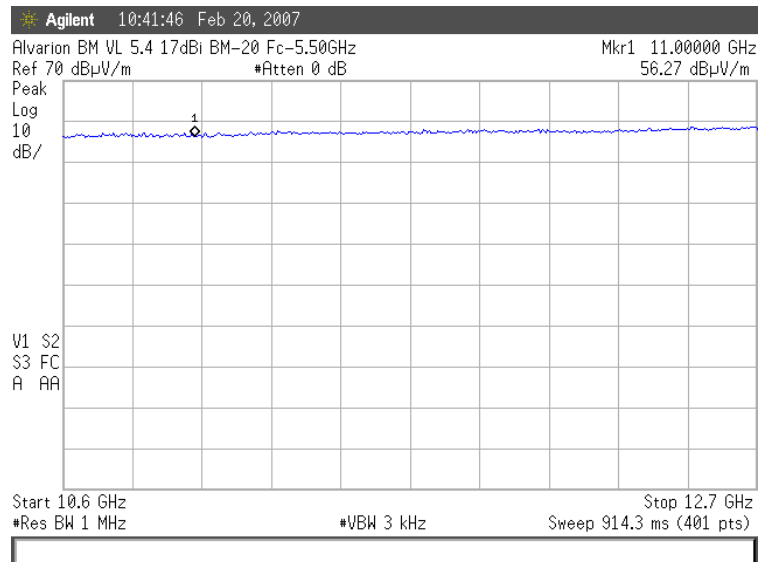
Title: Test on Broadband Wireless Access system:

BreezeACCESS VL 5.4 System and Point to Point BreezeNET B system

FCC ID: LKT-VL-53C

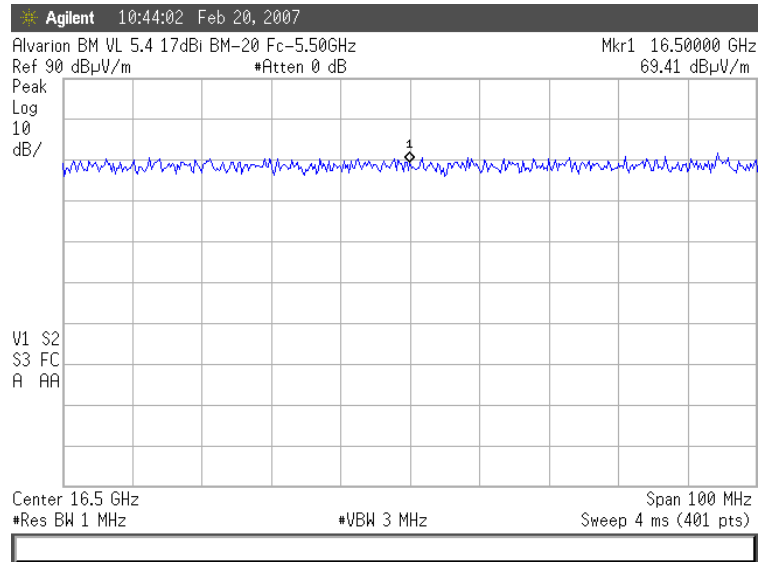


Plot 192. Carrier Frequency 5.500 GHz, EBW-20 MHz, Antenna 17 dBi  
Detector Peak

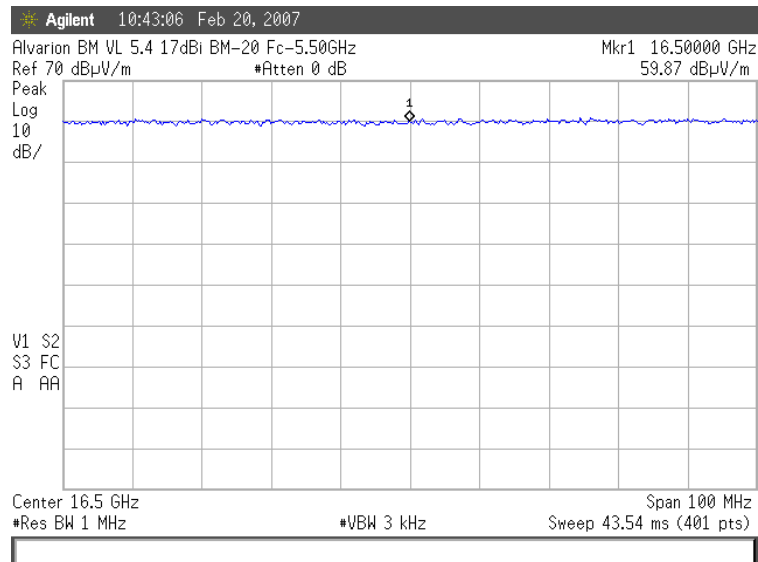


Plot 193. Carrier Frequency 5.500 GHz, EBW 20 MHz, Antenna 17 dBi  
Detector Average

**Test Report No.:** 8712311214 **Page 135 of 173 Pages**  
**Title:** Test on Broadband Wireless Access system:  
**BreezeACCESS VL 5.4 System and Point to Point BreezeNET B system**  
**FCC ID:** LKT-VL-53C



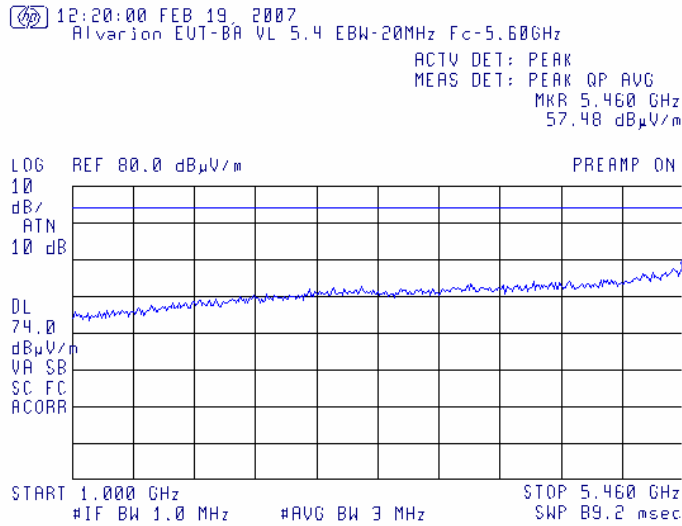
**Plot 194. Carrier Frequency 5.500 GHz, EBW-20 MHz, Antenna 17 dBi  
 Detector Peak**



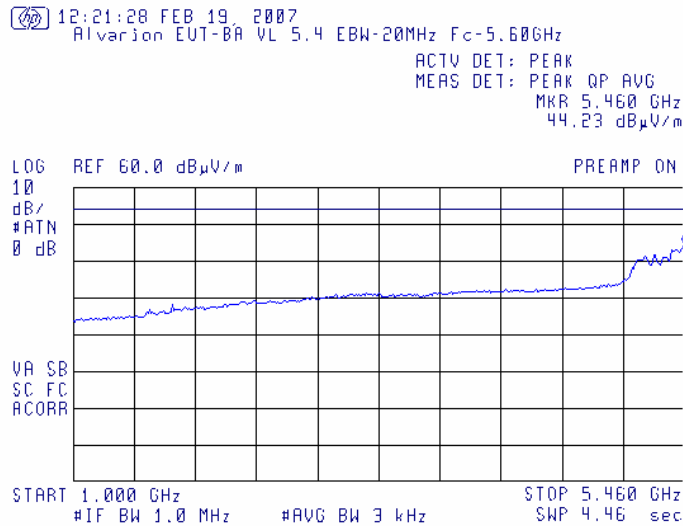
**Plot 195. Carrier Frequency 5.500 GHz, EBW 20 MHz, Antenna 17 dBi  
 Detector Average**



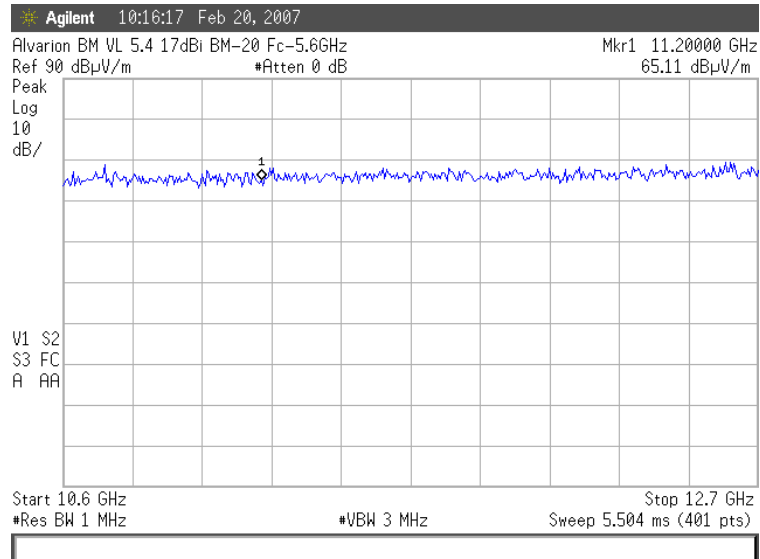
**Test Report No.: 8712311214** **Page 136 of 173 Pages**  
**Title: Test on Broadband Wireless Access system:**  
**BreezeACCESS VL 5.4 System and Point to Point BreezeNET B system**  
**FCC ID: LKT-VL-53C**



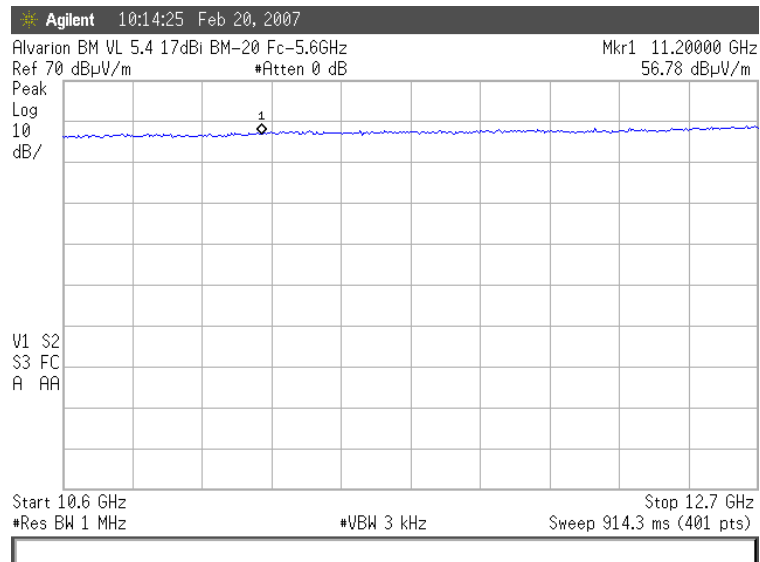
**Plot 196. Carrier Frequency 5.600 GHz, EBW-20 MHz, Antenna 17 dBi  
 Detector Peak**



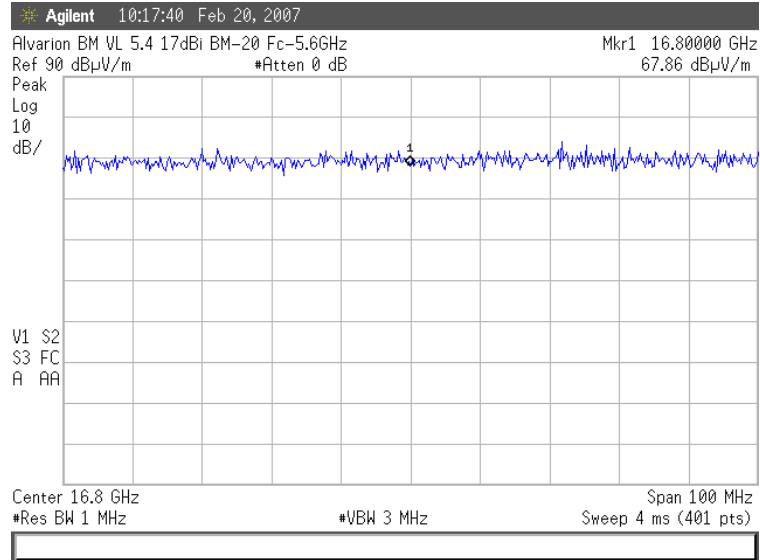
**Plot 197. Carrier Frequency 5.600 GHz, EBW 20 MHz, Antenna 17 dBi  
 Detector Average**

**Test Report No.: 8712311214****Page 137 of 173 Pages****Title: Test on Broadband Wireless Access system:****BreezeACCESS VL 5.4 System and Point to Point BreezeNET B system****FCC ID: LKT-VL-53C**

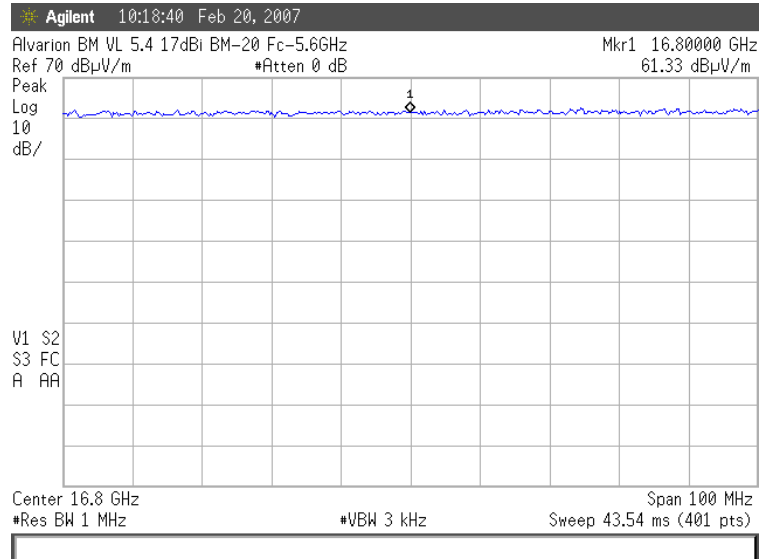
**Plot 198. Carrier Frequency 5.600 GHz, EBW-20 MHz, Antenna 17 dBi  
Detector Peak**



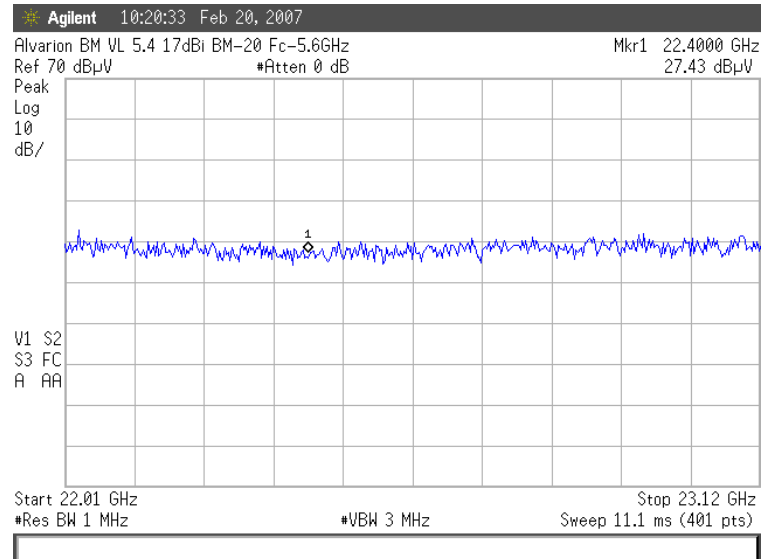
**Plot 199. Carrier Frequency 5.600 GHz, EBW 20 MHz, Antenna 17 dBi  
Detector Average**

**Test Report No.: 8712311214****Page 138 of 173 Pages****Title: Test on Broadband Wireless Access system:****BreezeACCESS VL 5.4 System and Point to Point BreezeNET B system****FCC ID: LKT-VL-53C**

**Plot 200. Carrier Frequency 5.600 GHz, EBW-20 MHz, Antenna 17 dBi  
Detector Peak**

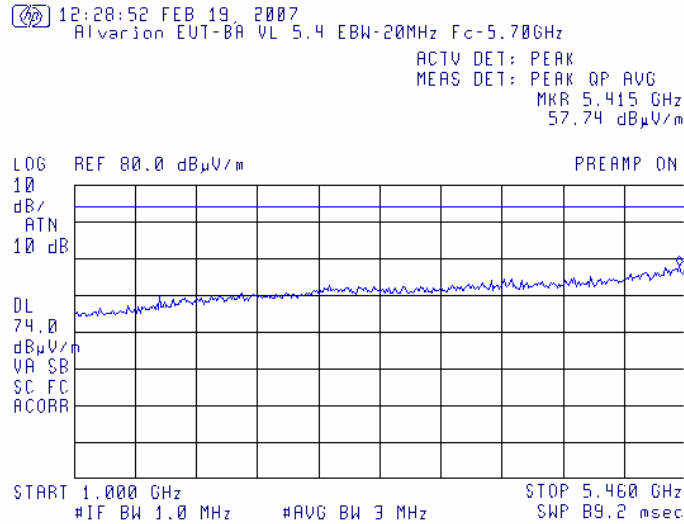


**Plot 201. Carrier Frequency 5.600 GHz, EBW 20 MHz, Antenna 17 dBi  
Detector Average**

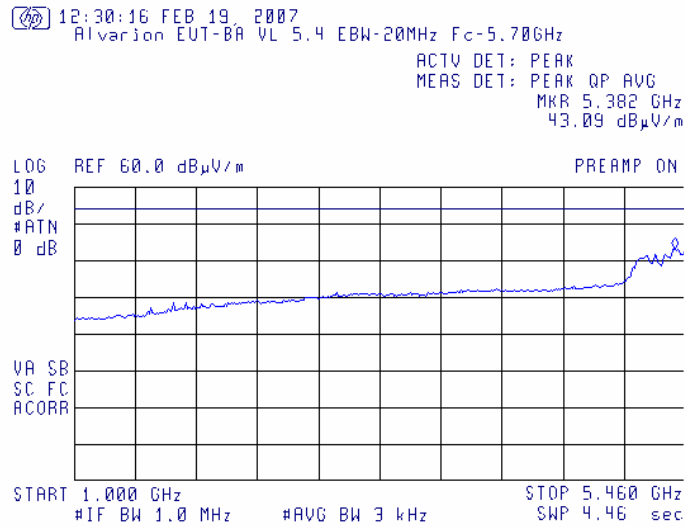
**Test Report No.: 8712311214****Page 139 of 173 Pages****Title: Test on Broadband Wireless Access system:****BreezeACCESS VL 5.4 System and Point to Point BreezeNET B system****FCC ID: LKT-VL-53C**

**Plot 202. Carrier Frequency 5.600 GHz, EBW-20 MHz, Antenna 17 dBi  
Detector Peak**

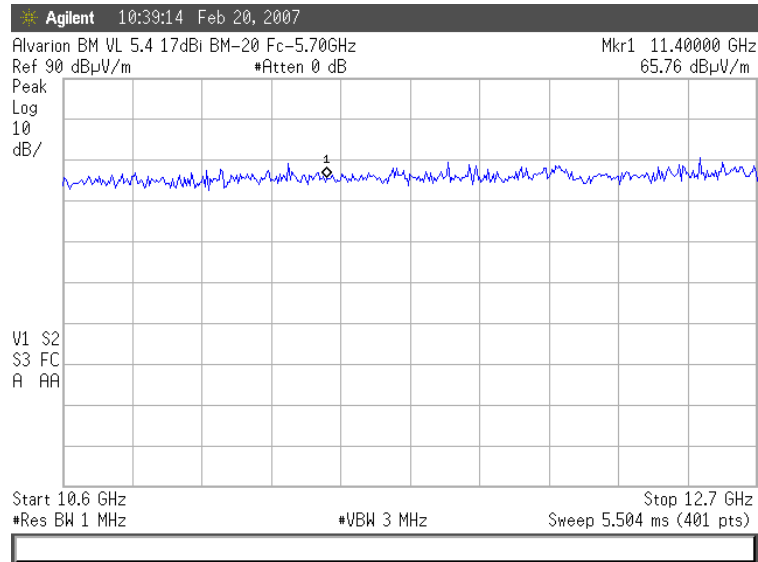
**Test Report No.: 8712311214** **Page 140 of 173 Pages**  
**Title: Test on Broadband Wireless Access system:**  
**BreezeACCESS VL 5.4 System and Point to Point BreezeNET B system**  
**FCC ID: LKT-VL-53C**



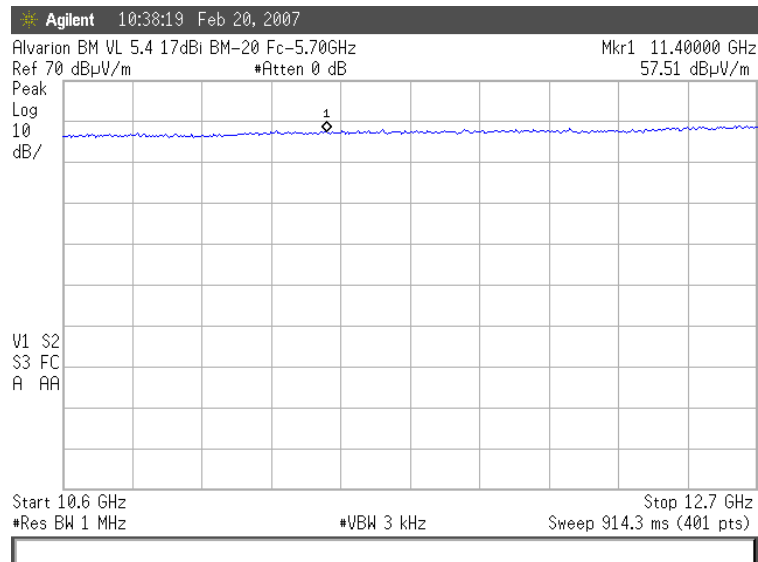
**Plot 203. Carrier Frequency 5.700 GHz, EBW-20 MHz, Antenna 17 dBi  
 Detector Peak**



**Plot 204. Carrier Frequency 5.700 GHz, EBW 20 MHz, Antenna 17 dBi  
 Detector Average**

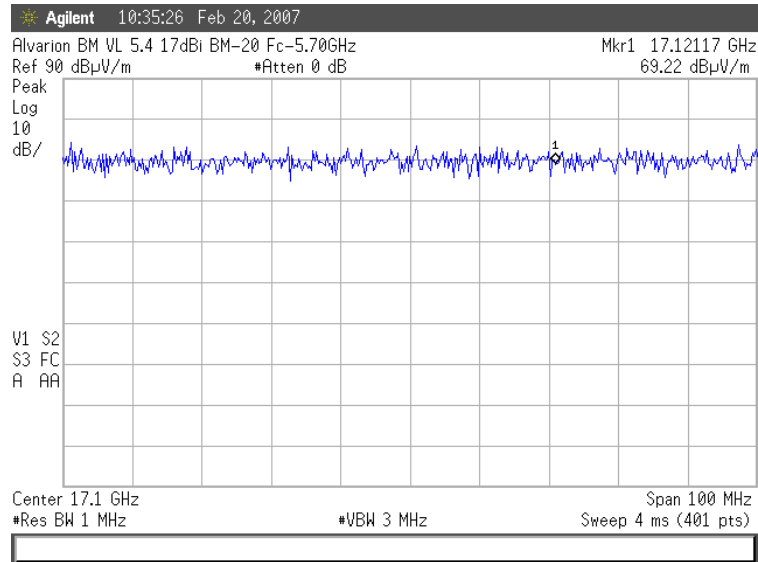
**Test Report No.: 8712311214****Page 141 of 173 Pages****Title: Test on Broadband Wireless Access system:****BreezeACCESS VL 5.4 System and Point to Point BreezeNET B system****FCC ID: LKT-VL-53C**

**Plot 205. Carrier Frequency 5.700 GHz, EBW-20 MHz, Antenna 17 dBi  
Detector Peak**

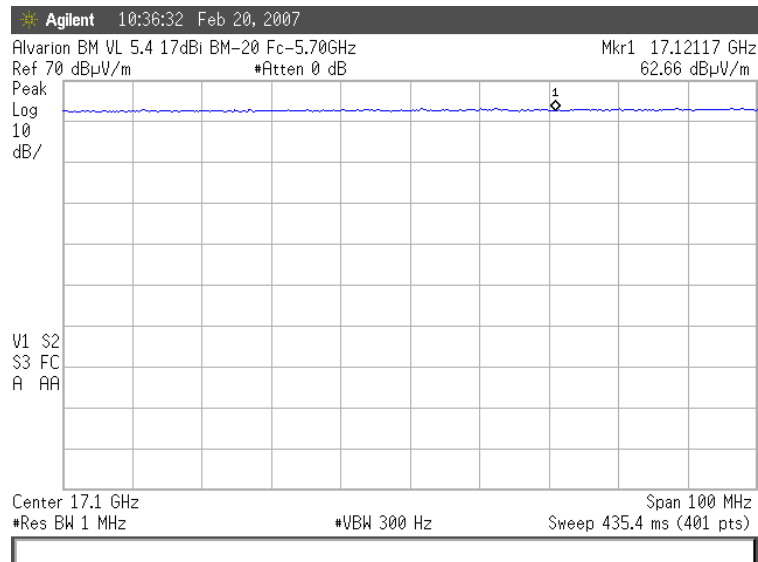


**Plot 206. Carrier Frequency 5.700 GHz, EBW 20 MHz, Antenna 17 dBi  
Detector Average**

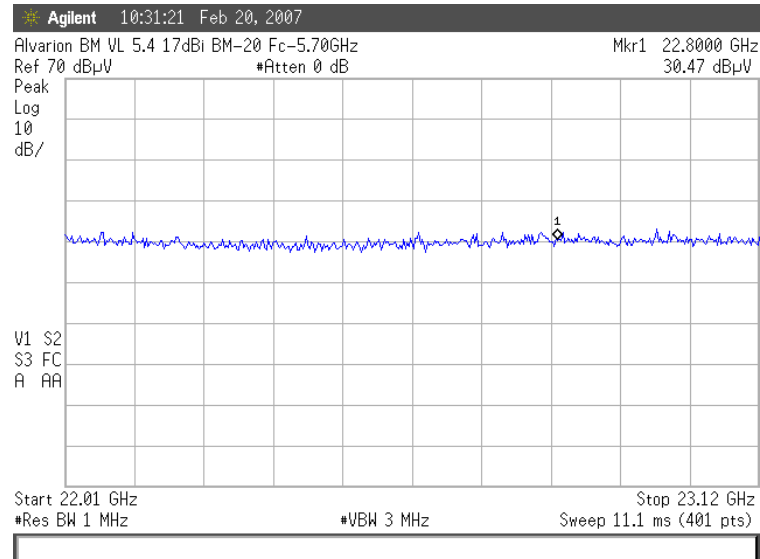
**Test Report No.:** 8712311214 **Page 142 of 173 Pages**  
**Title:** Test on Broadband Wireless Access system:  
**BreezeACCESS VL 5.4 System and Point to Point BreezeNET B system**  
**FCC ID:** LKT-VL-53C



**Plot 207. Carrier Frequency 5.700 GHz, EBW-20 MHz, Antenna 17 dBi  
 Detector Peak**



**Plot 208. Carrier Frequency 5.700 GHz, EBW 20 MHz, Antenna 17 dBi  
 Detector Average**

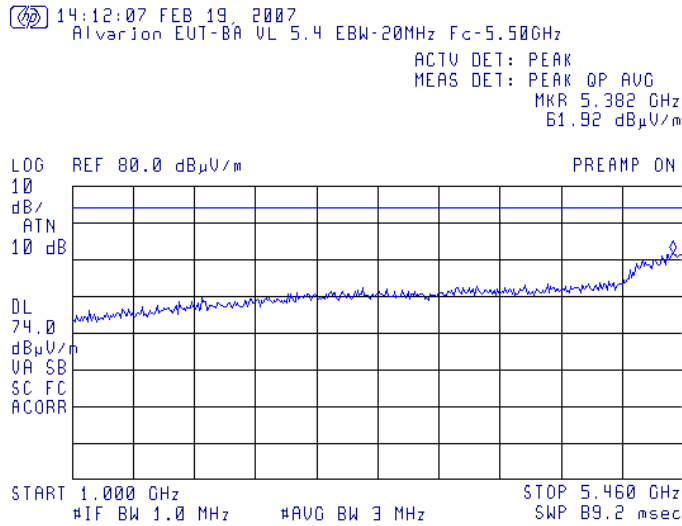
**Test Report No.: 8712311214****Page 143 of 173 Pages****Title: Test on Broadband Wireless Access system:****BreezeACCESS VL 5.4 System and Point to Point BreezeNET B system****FCC ID: LKT-VL-53C**

**Plot 209. Carrier Frequency 5.700 GHz, EBW-20 MHz, Antenna 17 dBi  
Detector Peak**

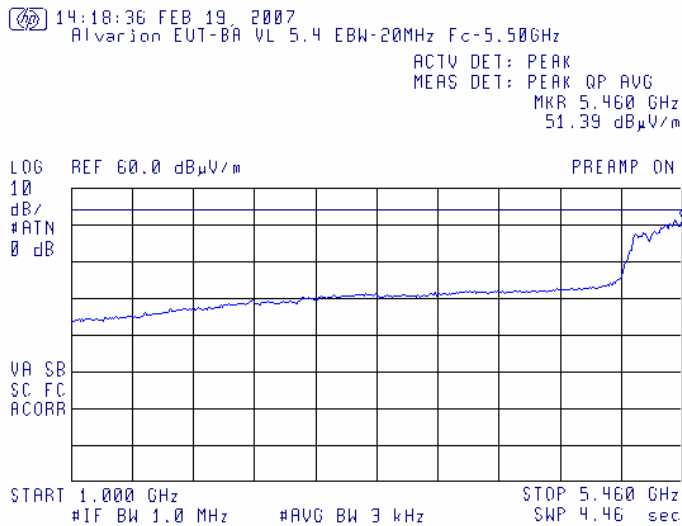


**Test Report No.: 8712311214** **Page 144 of 173 Pages**  
**Title: Test on Broadband Wireless Access system:**  
**BreezeACCESS VL 5.4 System and Point to Point BreezeNET B system**  
**FCC ID: LKT-VL-53C**

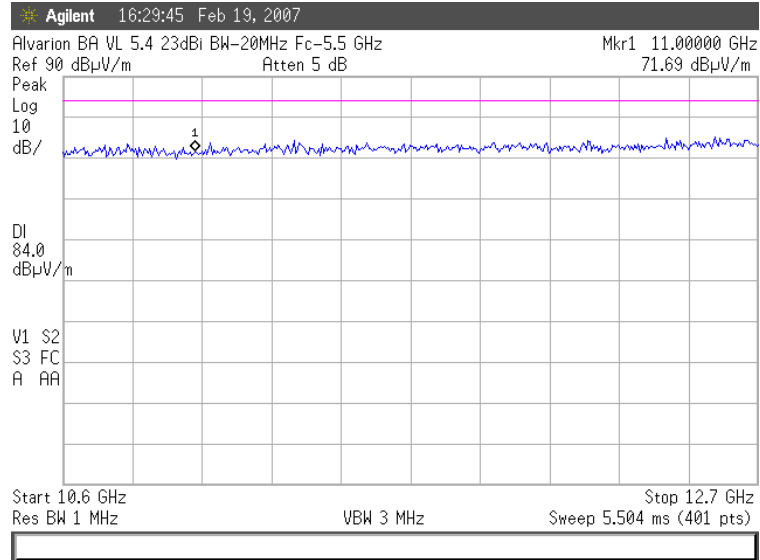
**Antenna - 23 dBi. Output power 7 dBm.**



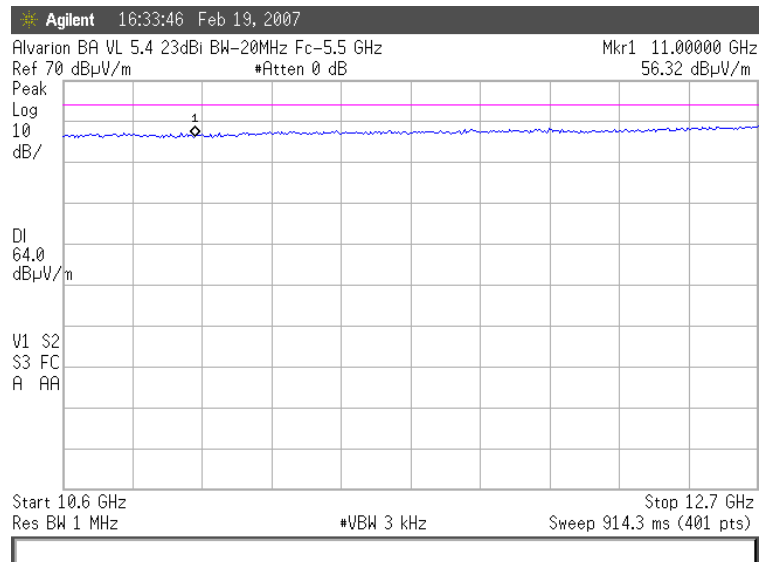
**Plot 210. Carrier Frequency 5.500 GHz, EBW-20 MHz, Antenna 23 dBi  
 Detector Peak**



**Plot 211. Carrier Frequency 5.500 GHz, EBW 20 MHz, Antenna 23 dBi  
 Detector Average**

**Test Report No.: 8712311214****Page 145 of 173 Pages****Title: Test on Broadband Wireless Access system:****BreezeACCESS VL 5.4 System and Point to Point BreezeNET B system****FCC ID: LKT-VL-53C**

**Plot 212. Carrier Frequency 5.500 GHz, EBW-20 MHz, Antenna 23 dBi  
Detector Peak**



**Plot 213. Carrier Frequency 5.500 GHz, EBW 20 MHz, Antenna 23 dBi  
Detector Average**

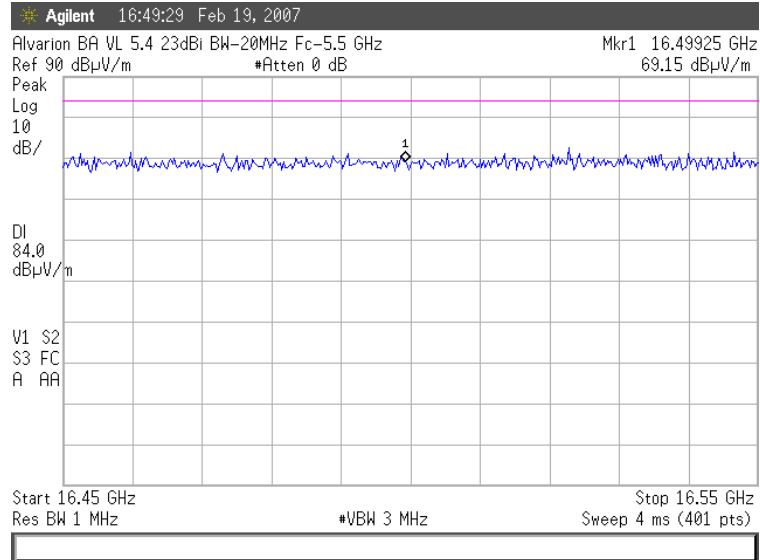
Test Report No.: 8712311214

Page 146 of 173 Pages

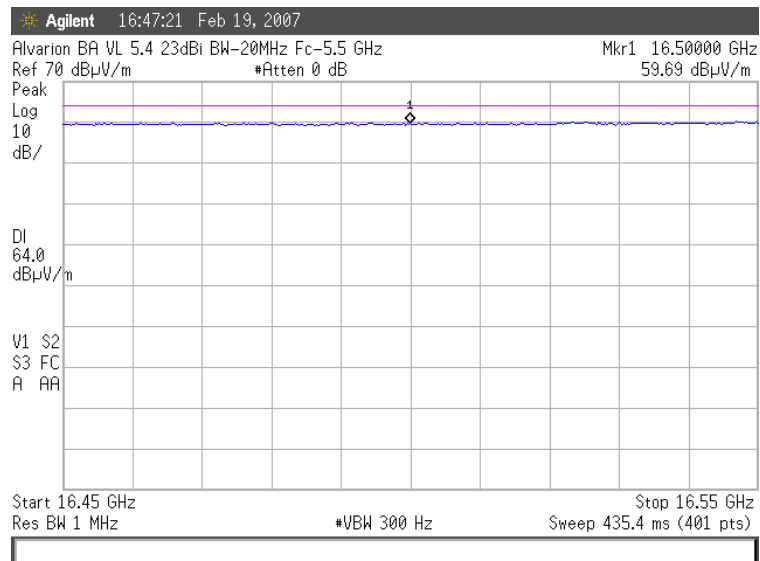
Title: Test on Broadband Wireless Access system:

BreezeACCESS VL 5.4 System and Point to Point BreezeNET B system

FCC ID: LKT-VL-53C

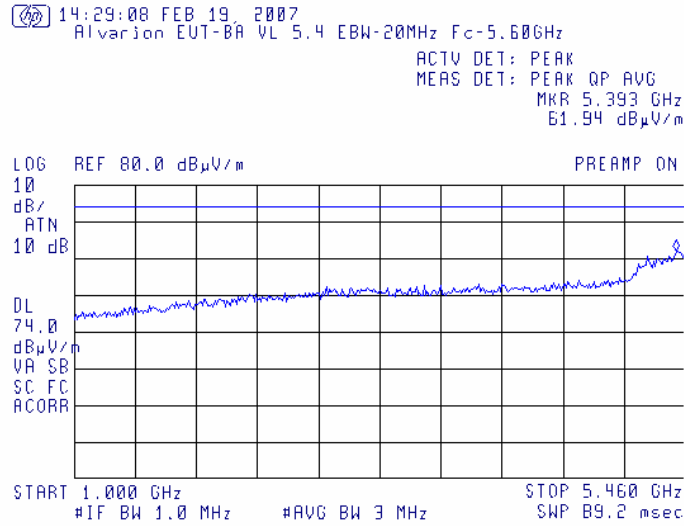


Plot 214. Carrier Frequency 5.500 GHz, EBW-20 MHz, Antenna 23 dBi  
Detector Peak

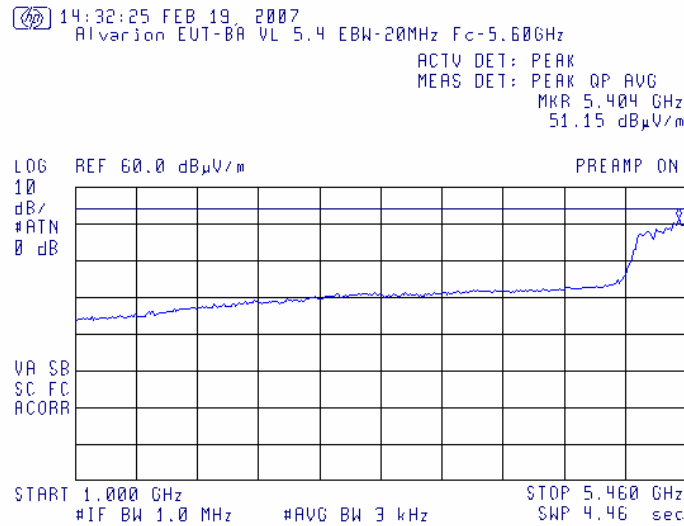


Plot 215. Carrier Frequency 5.500 GHz, EBW 20 MHz, Antenna 23 dBi  
Detector Average

**Test Report No.: 8712311214** **Page 147 of 173 Pages**  
**Title: Test on Broadband Wireless Access system:**  
**BreezeACCESS VL 5.4 System and Point to Point BreezeNET B system**  
**FCC ID: LKT-VL-53C**

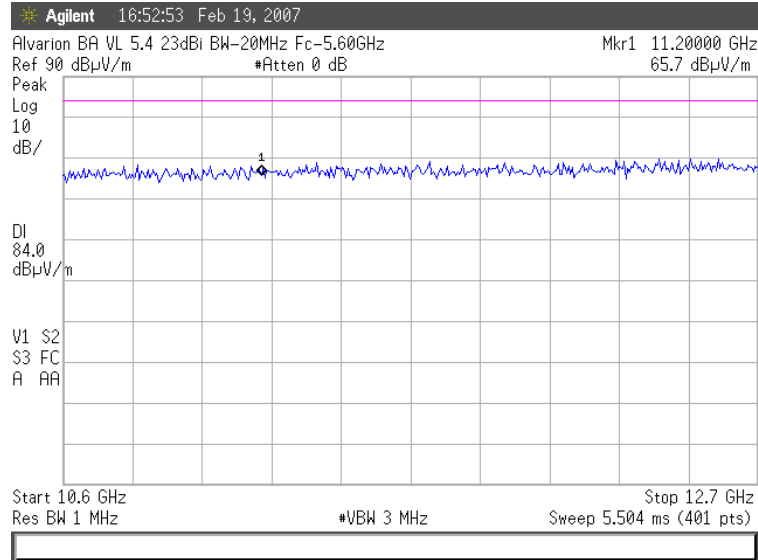


**Plot 216. Carrier Frequency 5.600 GHz, EBW-20 MHz, Antenna 23 dBi Detector Peak**

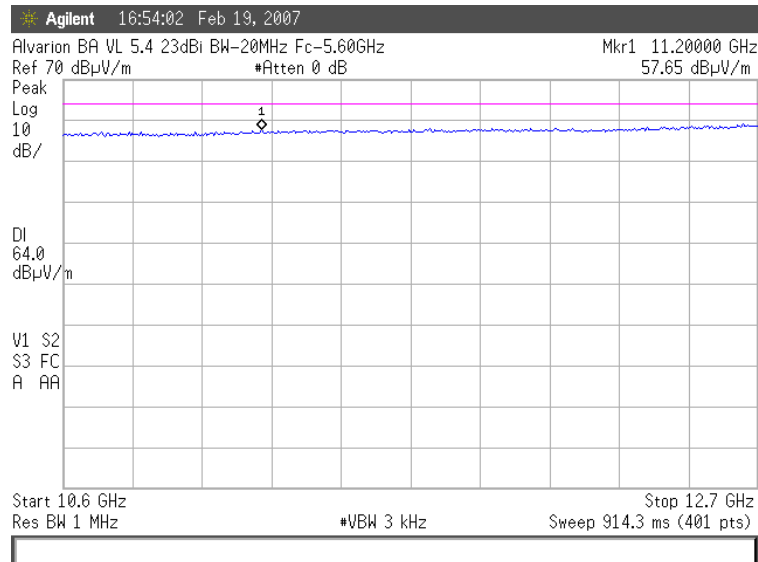


**Plot 217. Carrier Frequency 5.600 GHz, EBW 20 MHz, Antenna 23 dBi Detector Average**

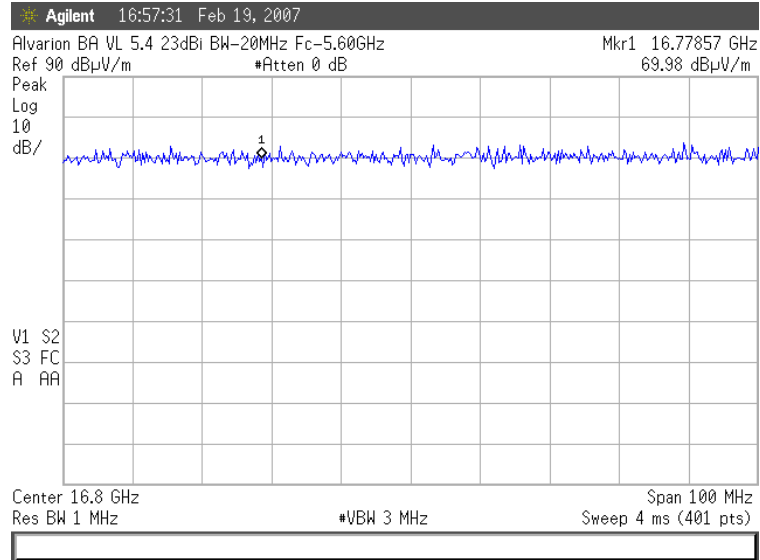
**Test Report No.: 8712311214** **Page 148 of 173 Pages**  
**Title: Test on Broadband Wireless Access system:**  
**BreezeACCESS VL 5.4 System and Point to Point BreezeNET B system**  
**FCC ID: LKT-VL-53C**



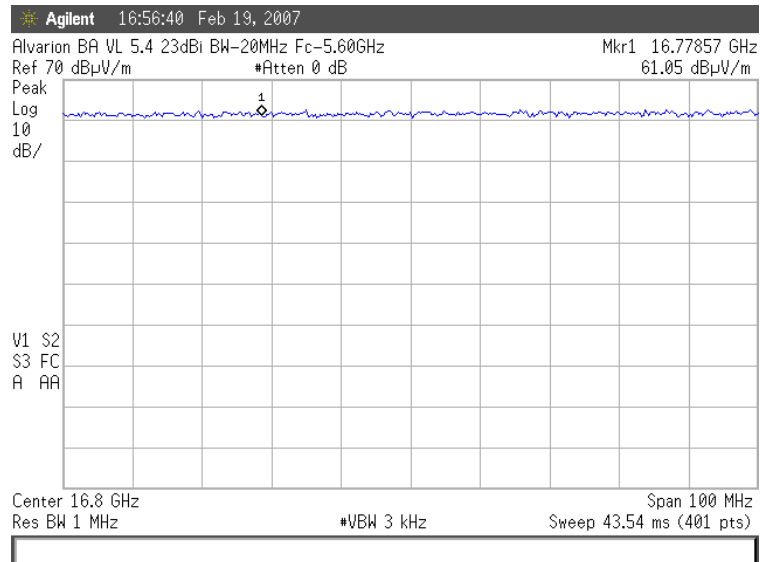
**Plot 218. Carrier Frequency 5.600 GHz, EBW-20 MHz, Antenna 23 dBi  
 Detector Peak**



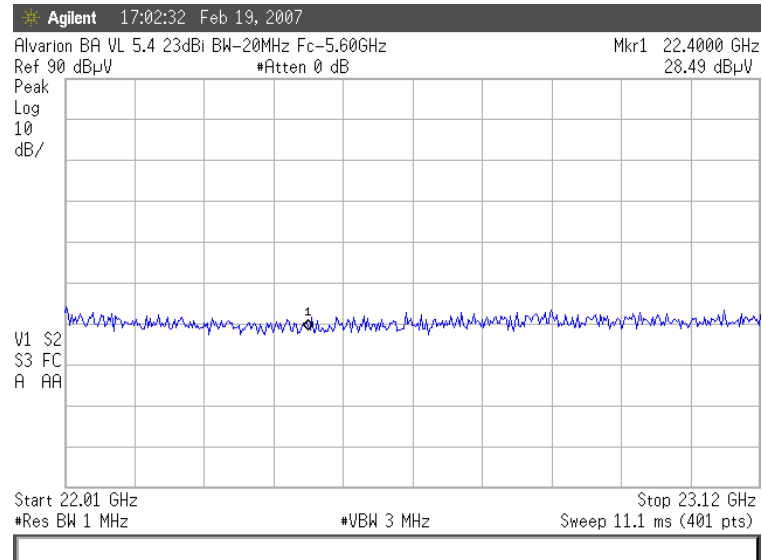
**Plot 219. Carrier Frequency 5.600 GHz, EBW 20 MHz, Antenna 23 dBi  
 Detector Average**

**Test Report No.: 8712311214****Page 149 of 173 Pages****Title: Test on Broadband Wireless Access system:****BreezeACCESS VL 5.4 System and Point to Point BreezeNET B system****FCC ID: LKT-VL-53C**

**Plot 220. Carrier Frequency 5.600 GHz, EBW-20 MHz, Antenna 23 dBi  
Detector Peak**

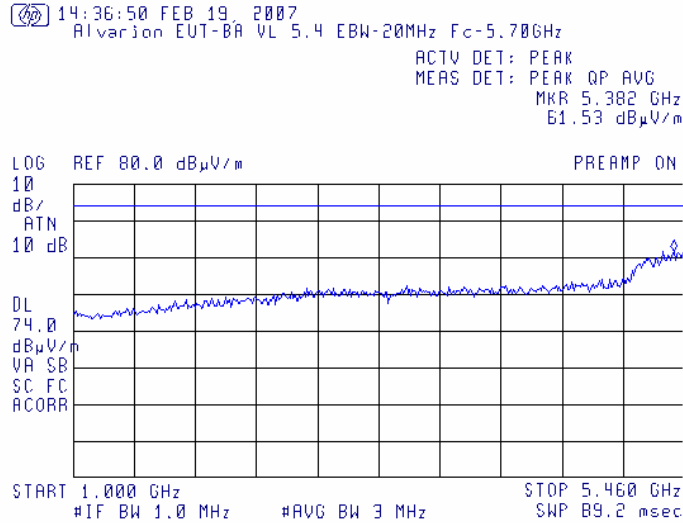


**Plot 221. Carrier Frequency 5.600 GHz, EBW 20 MHz, Antenna 23 dBi  
Detector Average**

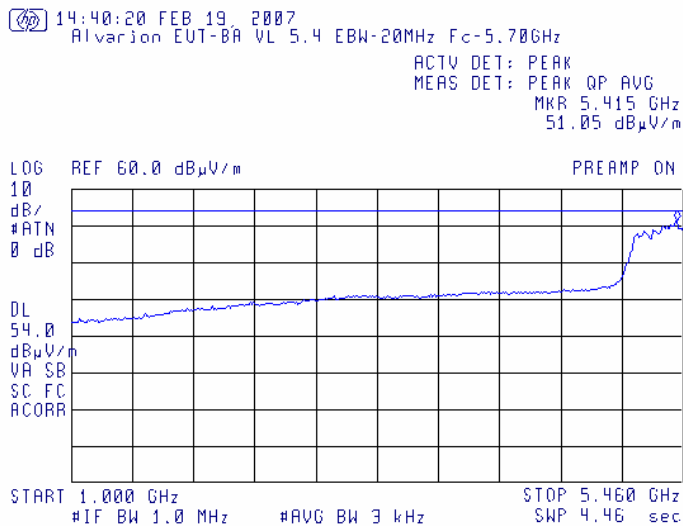
**Test Report No.: 8712311214****Page 150 of 173 Pages****Title: Test on Broadband Wireless Access system:****BreezeACCESS VL 5.4 System and Point to Point BreezeNET B system****FCC ID: LKT-VL-53C**

**Plot 222. Carrier Frequency 5.600 GHz, EBW-20 MHz, Antenna 23 dBi  
Detector Peak**

**Test Report No.: 8712311214** **Page 151 of 173 Pages**  
**Title: Test on Broadband Wireless Access system:**  
**BreezeACCESS VL 5.4 System and Point to Point BreezeNET B system**  
**FCC ID: LKT-VL-53C**

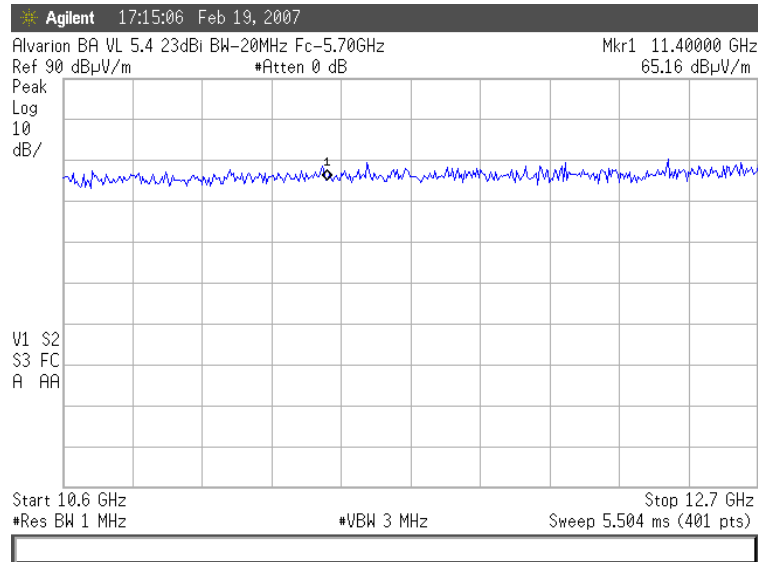


**Plot 223. Carrier Frequency 5.700 GHz, EBW-20 MHz, Antenna 23 dBi  
 Detector Peak**

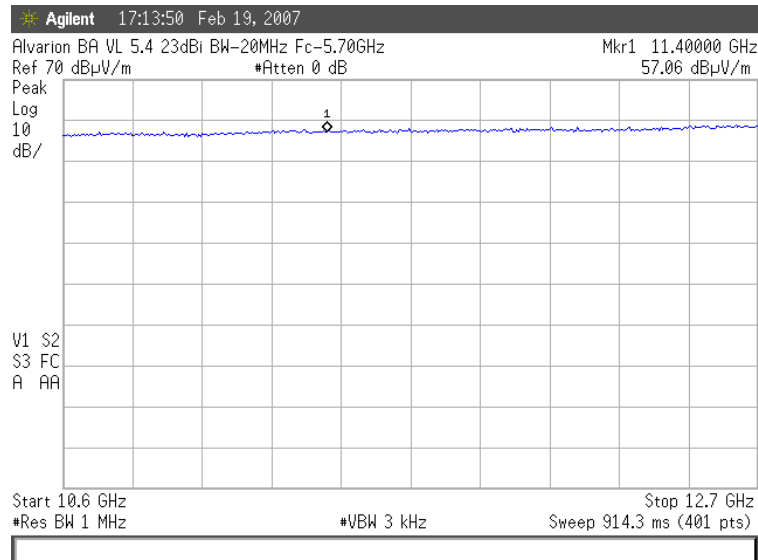


**Plot 224. Carrier Frequency 5.700 GHz, EBW 20 MHz, Antenna 23 dBi  
 Detector Average**

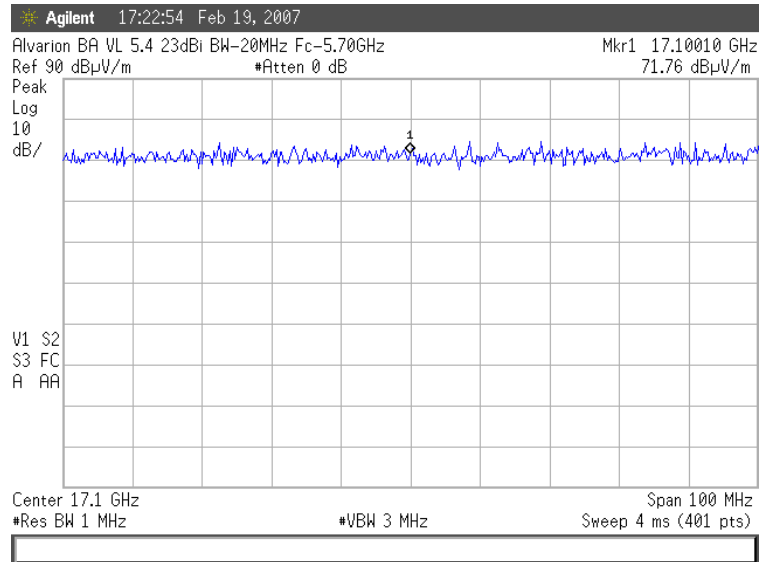


**Test Report No.: 8712311214****Page 152 of 173 Pages****Title: Test on Broadband Wireless Access system:****BreezeACCESS VL 5.4 System and Point to Point BreezeNET B system****FCC ID: LKT-VL-53C**

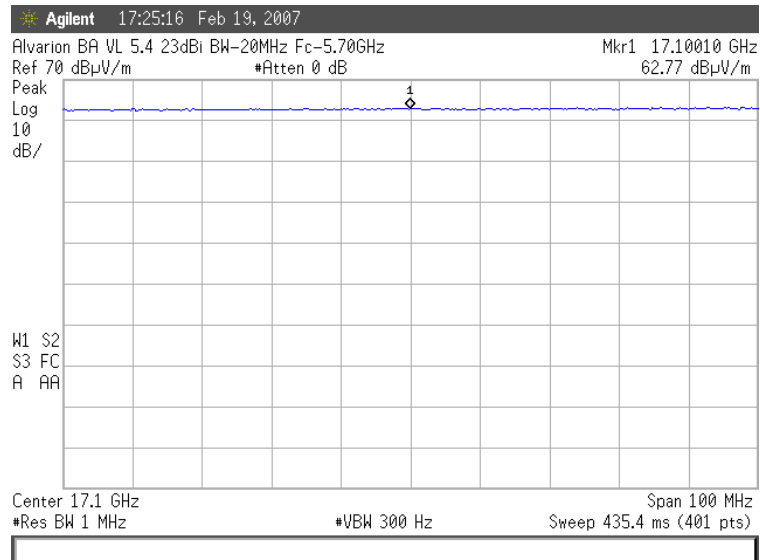
**Plot 225. Carrier Frequency 5.700 GHz, EBW-20 MHz, Antenna 23 dBi  
Detector Peak**



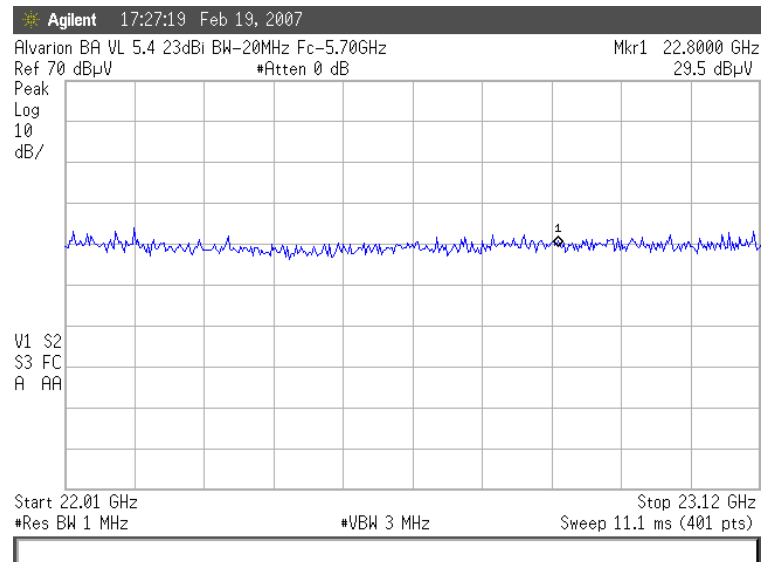
**Plot 226. Carrier Frequency 5.700 GHz, EBW 20 MHz, Antenna 23 dBi  
Detector Average**

**Test Report No.: 8712311214****Page 153 of 173 Pages****Title: Test on Broadband Wireless Access system:****BreezeACCESS VL 5.4 System and Point to Point BreezeNET B system****FCC ID: LKT-VL-53C**

**Plot 227. Carrier Frequency 5.700 GHz, EBW-20 MHz, Antenna 23 dBi  
Detector Peak**

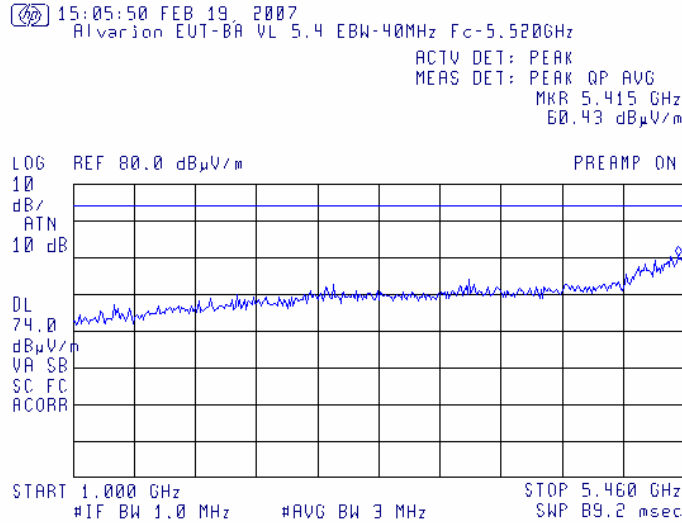


**Plot 228. Carrier Frequency 5.700 GHz, EBW 20 MHz, Antenna 23 dBi  
Detector Average**

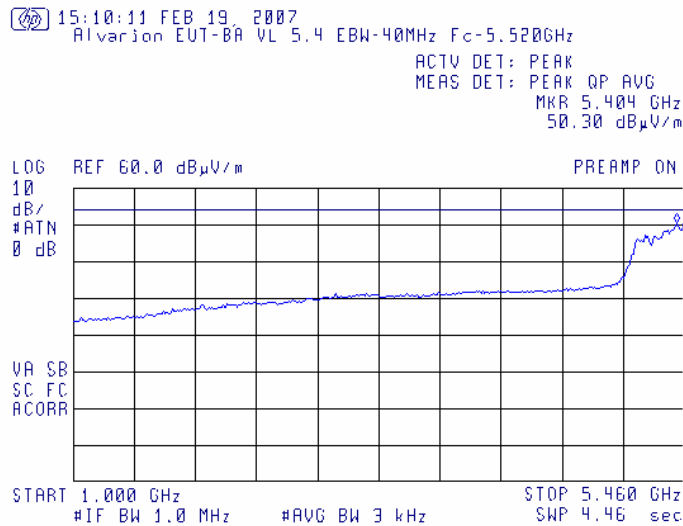
**Test Report No.: 8712311214****Page 154 of 173 Pages****Title: Test on Broadband Wireless Access system:****BreezeACCESS VL 5.4 System and Point to Point BreezeNET B system****FCC ID: LKT-VL-53C**

**Plot 229. Carrier Frequency 5.700 GHz, EBW-20 MHz, Antenna 23 dBi  
Detector Peak**

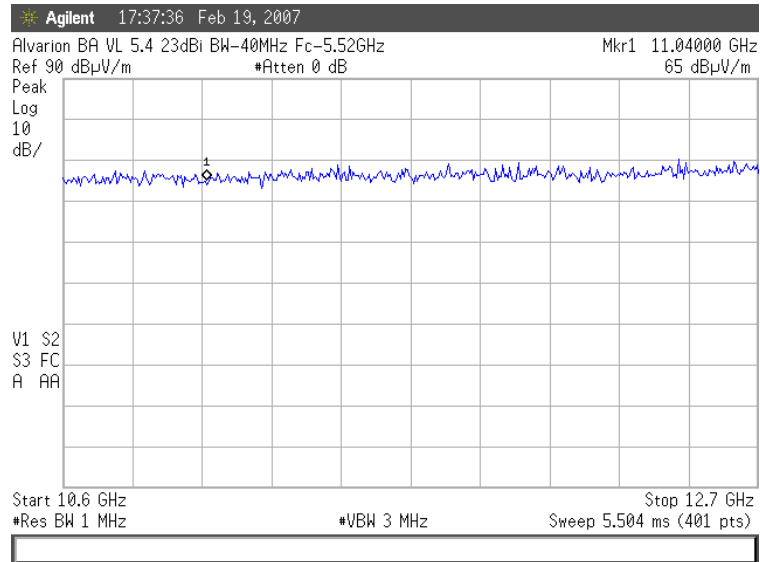
**Test Report No.: 8712311214** **Page 155 of 173 Pages**  
**Title: Test on Broadband Wireless Access system:**  
**BreezeACCESS VL 5.4 System and Point to Point BreezeNET B system**  
**FCC ID: LKT-VL-53C**



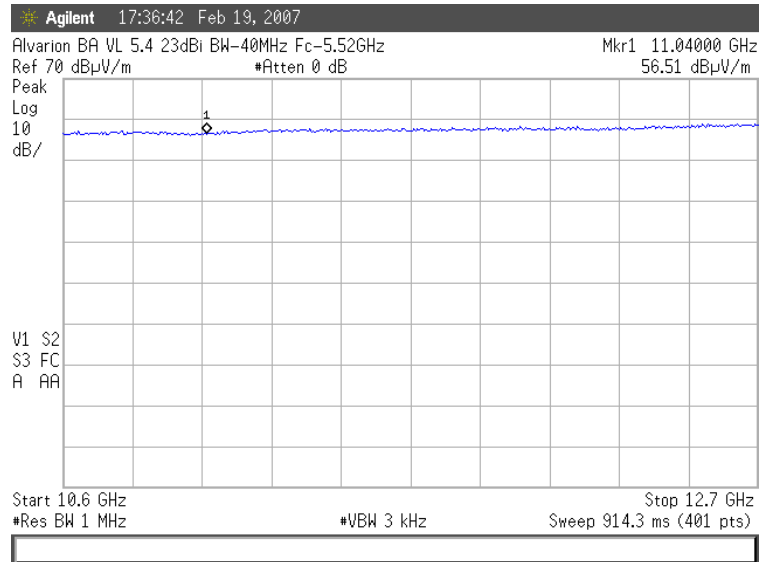
**Plot 230. Carrier Frequency 5.520 GHz, EBW-40 MHz, Antenna 23 dBi Detector Peak**



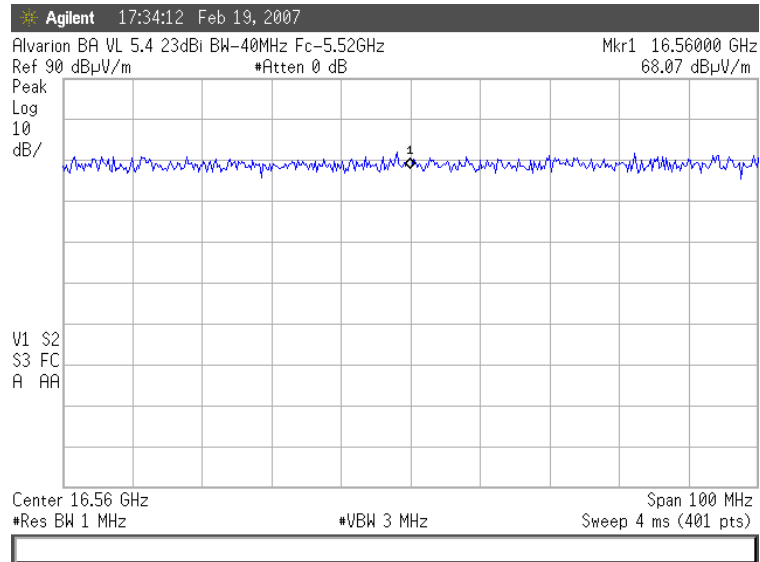
**Plot 231. Carrier Frequency 5.520 GHz, EBW 40 MHz, Antenna 23 dBi Detector Average**

**Test Report No.: 8712311214****Page 156 of 173 Pages****Title: Test on Broadband Wireless Access system:****BreezeACCESS VL 5.4 System and Point to Point BreezeNET B system****FCC ID: LKT-VL-53C**

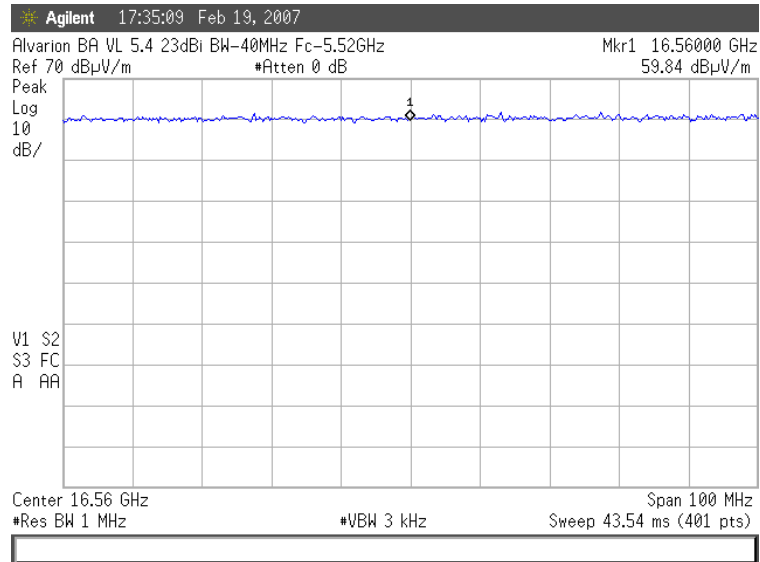
**Plot 232. Carrier Frequency 5.520 GHz, EBW-40 MHz, Antenna 23 dBi  
Detector Peak**



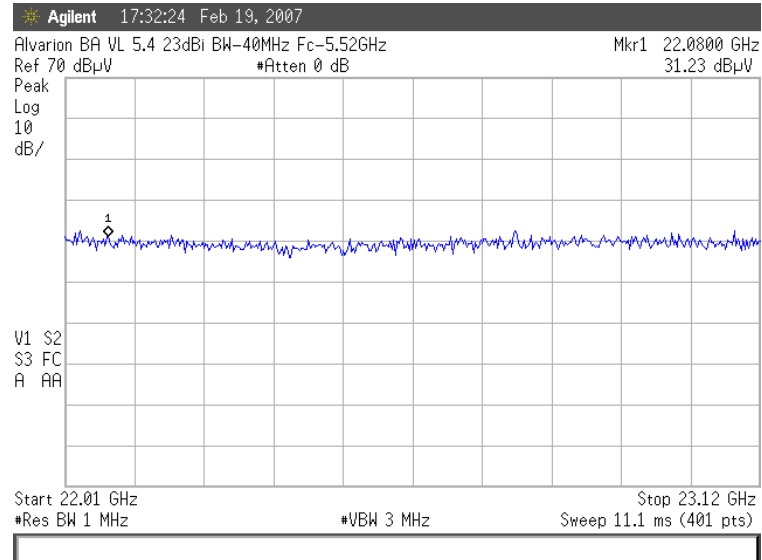
**Plot 233. Carrier Frequency 5.520 GHz, EBW 40 MHz, Antenna 23 dBi  
Detector Average**

**Test Report No.: 8712311214****Page 157 of 173 Pages****Title: Test on Broadband Wireless Access system:****BreezeACCESS VL 5.4 System and Point to Point BreezeNET B system****FCC ID: LKT-VL-53C**

**Plot 234. Carrier Frequency 5.520 GHz, EBW-40 MHz, Antenna 23 dBi  
Detector Peak**

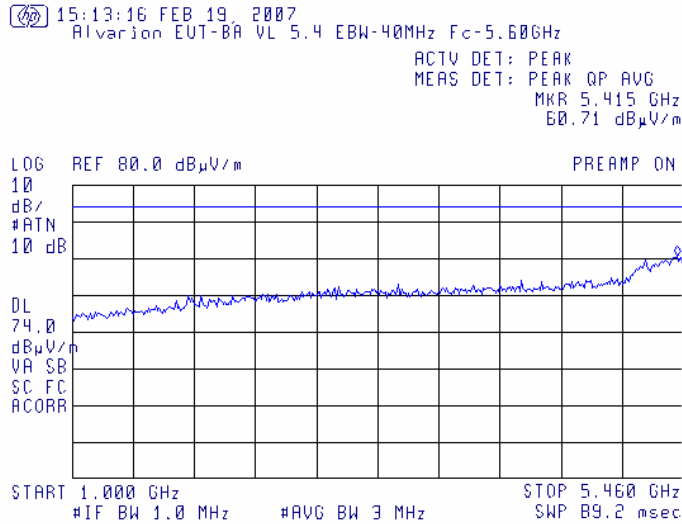


**Plot 235. Carrier Frequency 5.520 GHz, EBW 40 MHz, Antenna 23 dBi  
Detector Average**

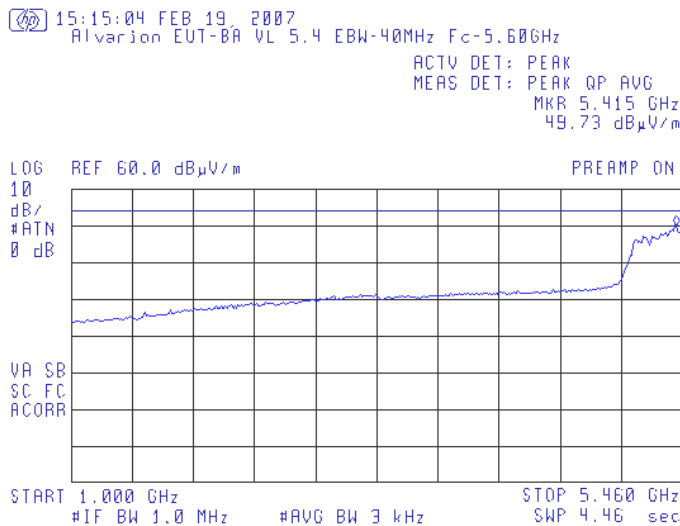
**Test Report No.: 8712311214****Page 158 of 173 Pages****Title: Test on Broadband Wireless Access system:****BreezeACCESS VL 5.4 System and Point to Point BreezeNET B system****FCC ID: LKT-VL-53C**

**Plot 236. Carrier Frequency 5.520 GHz, EBW-40 MHz, Antenna 23 dBi  
Detector Peak**

**Test Report No.: 8712311214** **Page 159 of 173 Pages**  
**Title: Test on Broadband Wireless Access system:**  
**BreezeACCESS VL 5.4 System and Point to Point BreezeNET B system**  
**FCC ID: LKT-VL-53C**

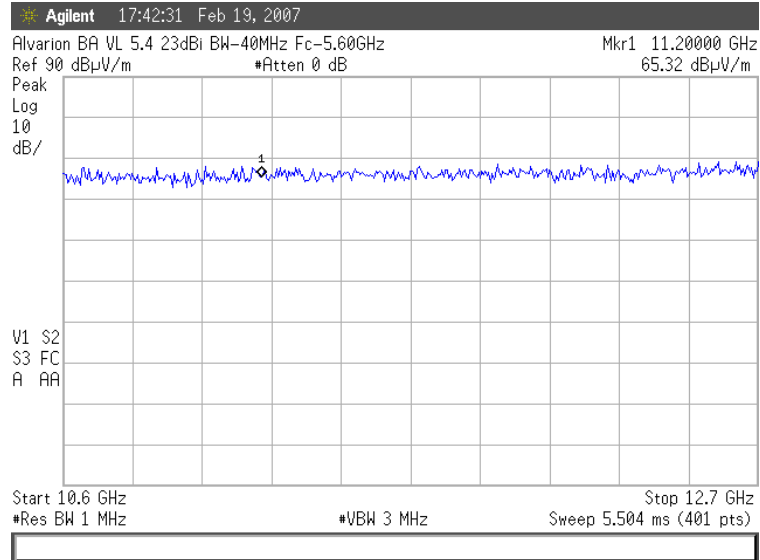


**Plot 237. Carrier Frequency 5.600 GHz, EBW-40 MHz, Antenna 23 dBi  
 Detector Peak**

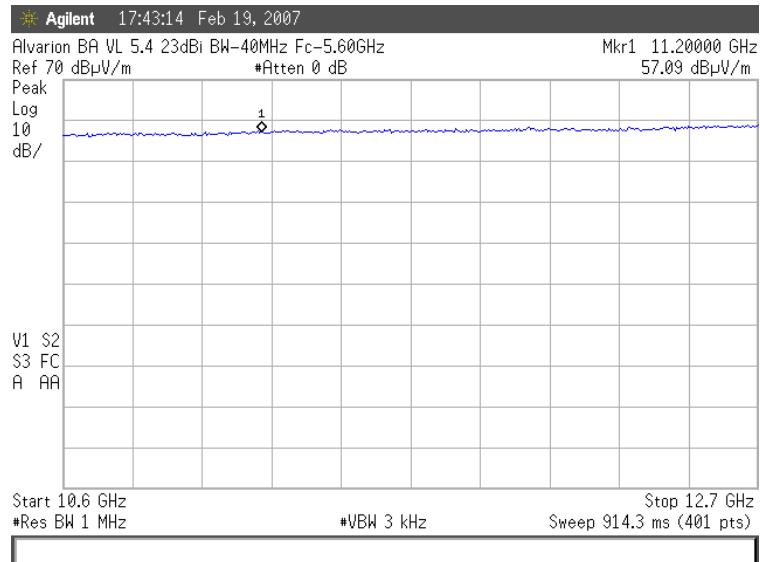


**Plot 238. Carrier Frequency 5.600 GHz, EBW 40 MHz, Antenna 23 dBi  
 Detector Average**



**Test Report No.: 8712311214****Page 160 of 173 Pages****Title: Test on Broadband Wireless Access system:****BreezeACCESS VL 5.4 System and Point to Point BreezeNET B system****FCC ID: LKT-VL-53C**

**Plot 239. Carrier Frequency 5.600 GHz, EBW-40 MHz, Antenna 23 dBi  
Detector Peak**



**Plot 240. Carrier Frequency 5.600 GHz, EBW 40 MHz, Antenna 23 dBi  
Detector Average**

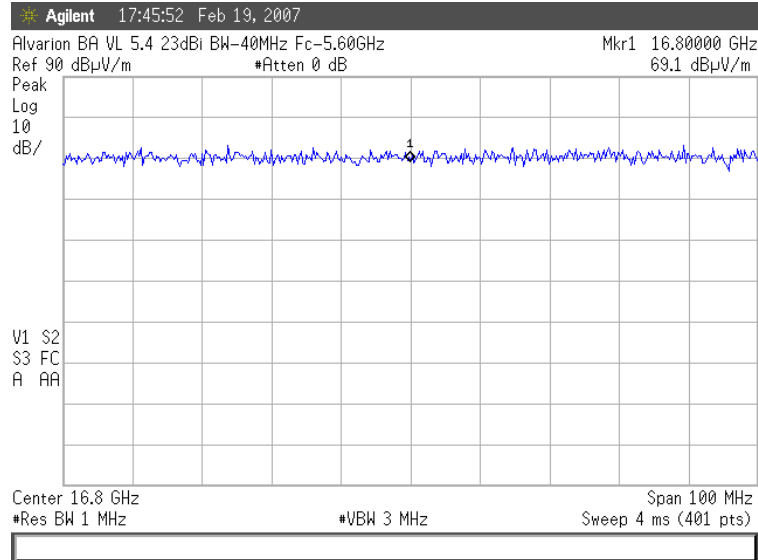
Test Report No.: 8712311214

Page 161 of 173 Pages

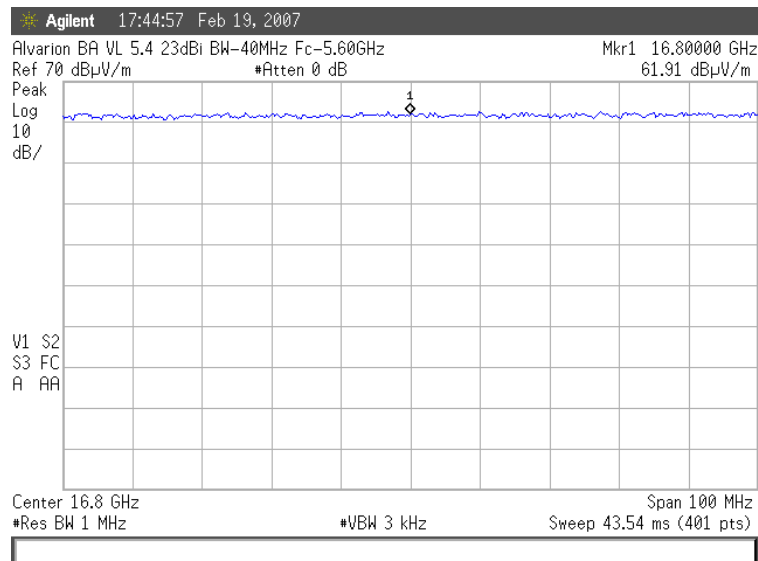
Title: Test on Broadband Wireless Access system:

BreezeACCESS VL 5.4 System and Point to Point BreezeNET B system

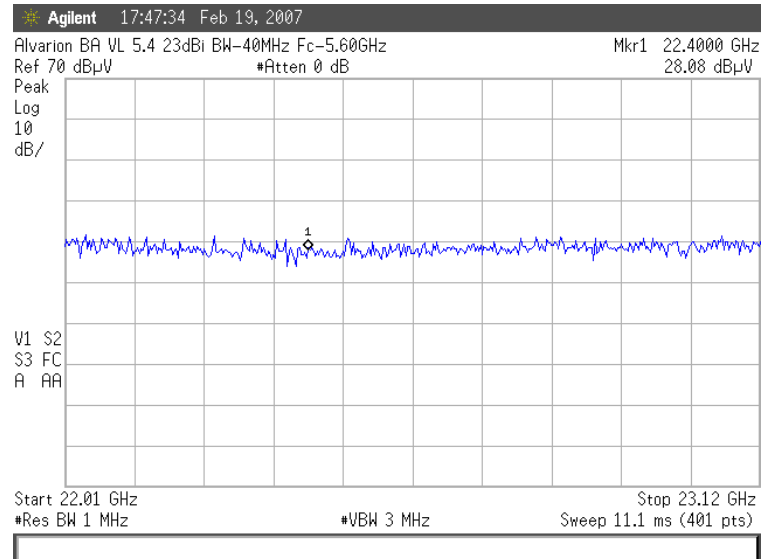
FCC ID: LKT-VL-53C



Plot 241. Carrier Frequency 5.600 GHz, EBW-40 MHz, Antenna 23 dBi  
Detector Peak

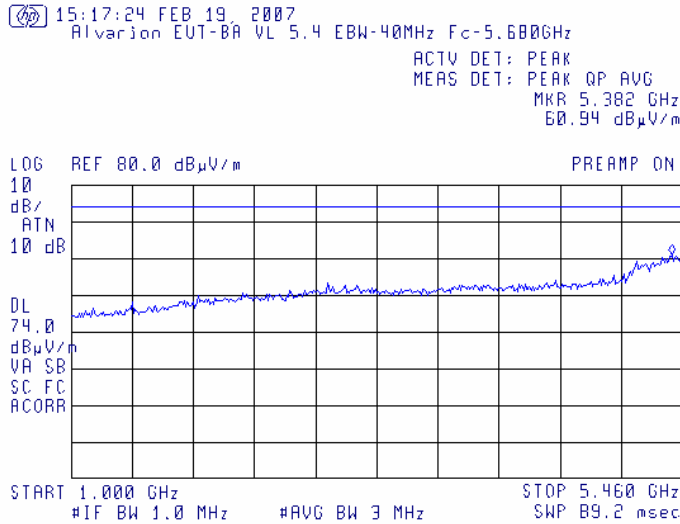


Plot 242. Carrier Frequency 5.600 GHz, EBW 40 MHz, Antenna 23 dBi  
Detector Average

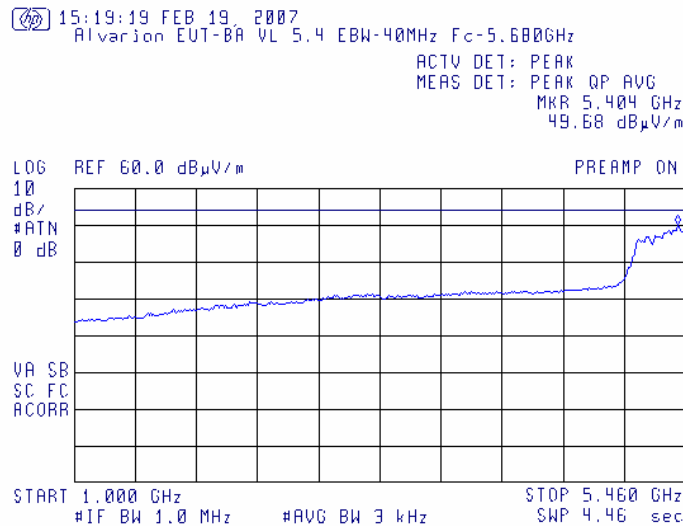
**Test Report No.: 8712311214****Page 162 of 173 Pages****Title: Test on Broadband Wireless Access system:****BreezeACCESS VL 5.4 System and Point to Point BreezeNET B system****FCC ID: LKT-VL-53C**

**Plot 243. Carrier Frequency 5.600 GHz, EBW-40 MHz, Antenna 23 dBi  
Detector Peak**

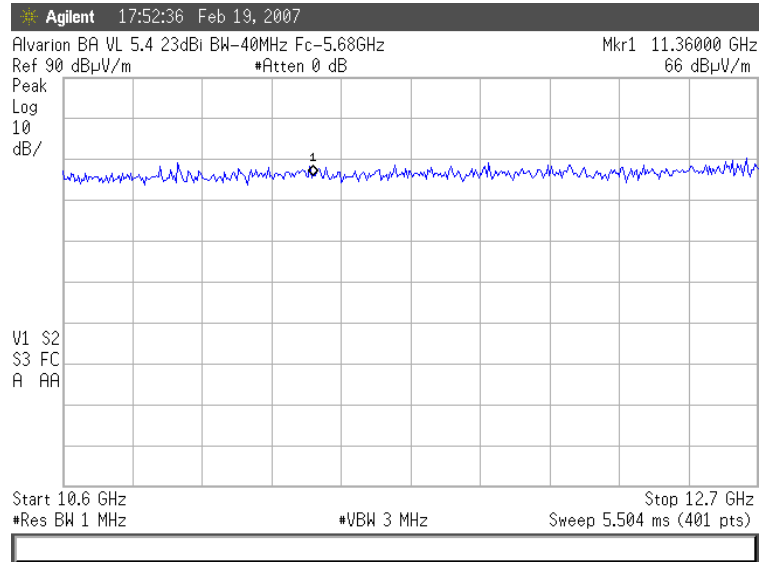
**Test Report No.: 8712311214** **Page 163 of 173 Pages**  
**Title: Test on Broadband Wireless Access system:**  
**BreezeACCESS VL 5.4 System and Point to Point BreezeNET B system**  
**FCC ID: LKT-VL-53C**



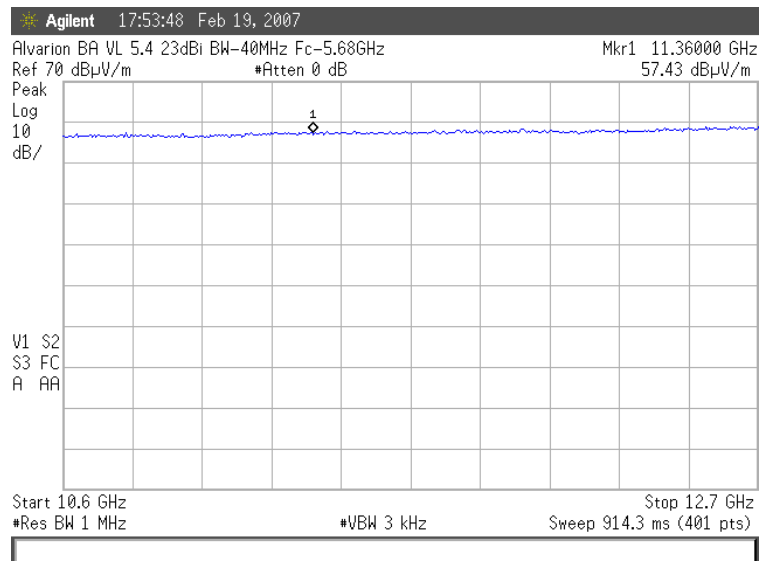
**Plot 244. Carrier Frequency 5.680 GHz, EBW-40 MHz, Antenna 23 dBi Detector Peak**



**Plot 245. Carrier Frequency 5.680 GHz, EBW 40 MHz, Antenna 23 dBi Detector Average**

**Test Report No.: 8712311214****Page 164 of 173 Pages****Title: Test on Broadband Wireless Access system:****BreezeACCESS VL 5.4 System and Point to Point BreezeNET B system****FCC ID: LKT-VL-53C**

**Plot 246. Carrier Frequency 5.680 GHz, EBW-40 MHz, Antenna 23 dBi  
Detector Peak**



**Plot 247. Carrier Frequency 5.680 GHz, EBW 40 MHz, Antenna 23 dBi  
Detector Average**

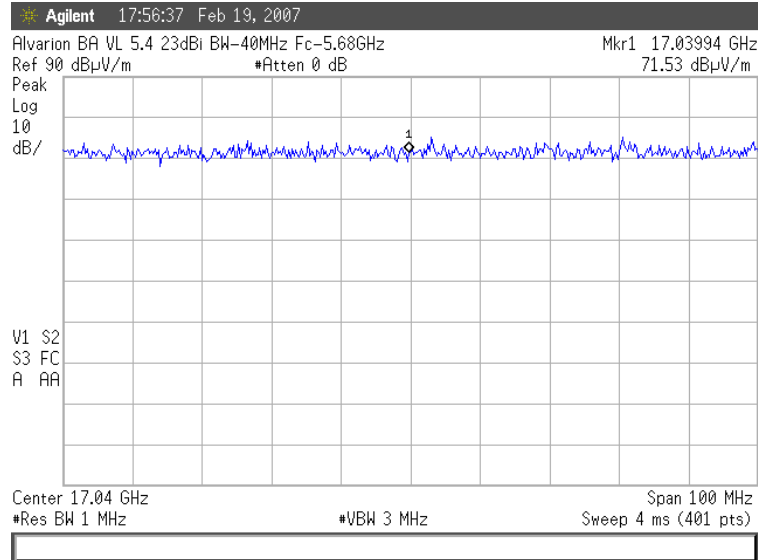
Test Report No.: 8712311214

Page 165 of 173 Pages

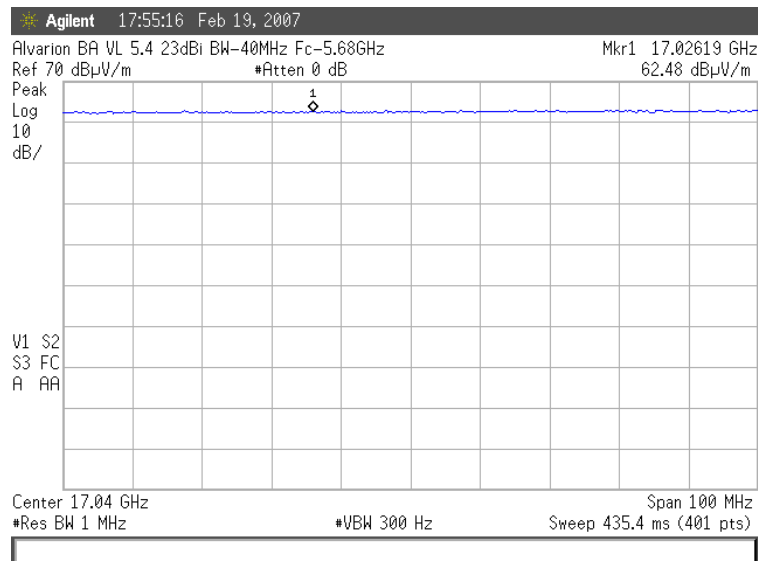
Title: Test on Broadband Wireless Access system:

BreezeACCESS VL 5.4 System and Point to Point BreezeNET B system

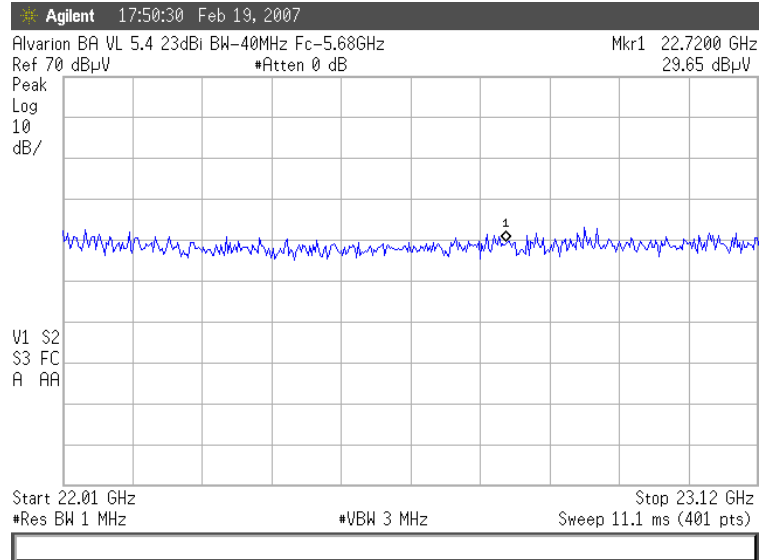
FCC ID: LKT-VL-53C



Plot 248. Carrier Frequency 5.680 GHz, EBW-40 MHz, Antenna 23 dBi  
Detector Peak



Plot 249. Carrier Frequency 5.680 GHz, EBW 40 MHz, Antenna 23 dBi  
Detector Average

**Test Report No.: 8712311214****Page 166 of 173 Pages****Title: Test on Broadband Wireless Access system:****BreezeACCESS VL 5.4 System and Point to Point BreezeNET B system****FCC ID: LKT-VL-53C**

**Plot 250. Carrier Frequency 5.680 GHz, EBW-40 MHz, Antenna 23 dBi  
Detector Peak**

**Test Report No.:** 8712311214

**Page 167 of 173 Pages**

**Title:** Test on Broadband Wireless Access system:

**BreezeACCESS VL 5.4 System and Point to Point BreezeNET B system**

**FCC ID:** LKT-VL-53C

## 12. Appendix 4: Test configuration illustration



**Photo # 5.**  
**Conducted measurements setup.**



**Test Report No.:** 8712311214

**Page 168 of 173 Pages**

**Title:** Test on Broadband Wireless Access system:

**BreezeACCESS VL 5.4 System and Point to Point BreezeNET B system**

**FCC ID:** LKT-VL-53C



**Photo # 6.**  
**Base Station + Subscriber Unit**  
**Radiated emission test on open site**

**Test Report No.:** 8712311214

**Page 169 of 173 Pages**

**Title:** Test on Broadband Wireless Access system:

**BreezeACCESS VL 5.4 System and Point to Point BreezeNET B system**

**FCC ID:** LKT-VL-53C



**Photo # 7.**  
**Base Station + Subscriber Unit**  
**Radiated emission test on open site**

**Test Report No.:** 8712311214

**Page 170 of 173 Pages**

**Title:** Test on Broadband Wireless Access system:

**BreezeACCESS VL 5.4 System and Point to Point BreezeNET B system**

**FCC ID:** LKT-VL-53C



**Photo # 8.**  
**Base Station + Subscriber Unit**  
**Radiated emission test on open site**


**Test Report No.:** 8712311214

**Page 171 of 173 Pages**

**Title:** Test on Broadband Wireless Access system:

**BreezeACCESS VL 5.4 System and Point to Point BreezeNET B system**

**FCC ID:** LKT-VL-53C



**Photo # 9.**

**Radio unit with MTI Omni antenna AN1299 8 dBi  
Spurious emission test**

**Test Report No.:** 8712311214

**Page 172 of 173 Pages**

**Title:** Test on Broadband Wireless Access system:

**BreezeACCESS VL 5.4 System and Point to Point BreezeNET B system**

**FCC ID:** LKT-VL-53C



**Photo # 10.**



**Photo # 11.**

**Radio unit with MTI sector antenna AN1353 17 dBi  
Spurious emission test**

**Test Report No.:** 8712311214

**Page** 173 of 173 Pages

**Title:** Test on Broadband Wireless Access system:

**BreezeACCESS VL 5.4 System and Point to Point BreezeNET B system**

**FCC ID:** LKT-VL-53C



**Photo # 12**



**Photo # 13.**

**Radio unit with Unidirectional antenna AN1231 23 dBi  
Spurious emission test**