



***Test Report No. 8612303651***

***For Alvarion Ltd.***

***Equipment Under Test:  
Broadband Wireless Access  
BreezeACCESS VL 5.3 System and  
Point to Point BreezeNET B system  
Rev C***

***From The Standards Institution  
Of Israel  
Industry Division  
Telematics Laboratory  
EMC Section***



***Certificate No. 1487-01***

**Test Report No.:** 8612303651

Page 1 of 164 Pages

**Title:** Test on Broadband Wireless Access system: BreezeACCESS VL 5.3 System and Point to Point BreezeNET B system**FCC ID:** LKT-VL-53

<b>Order placed by:</b>	Alvarion Ltd.
<b>Address:</b>	21A Habarzel str, Tel-Aviv, 69710, Israel
<b>Sample for test selected by:</b>	The customer
<b>The date of test:</b>	14/12 - 28/12/2005

**Description of Equipment****Under Test (EUT):** BreezeACCESS VL 5.3 System and Point to Point BreezeNET B system RevC**Manufactured by:** Alvarion Ltd.**Reference Documents:**

- ❖ CFR 47 FCC: Rules and Regulations; Part 15. "Radio frequency devices"; Subpart C: "Intentional radiators", Subpart E: "UNII devices"

**Test Results:** The EUT was found meeting with the relevant requirements of CFR 47 FCC Part 15 Sections: 15.205, 15.207, 15.209, and 15.407.

This Test Report contains 164 pages and may be used only in full.

This Test Report applies only to the specimen tested and may not be applied to other specimens of the same product.

**Test Report No.:** 8612303651

Page 2 of 164 Pages

**Title:** Test on Broadband Wireless Access system: BreezeACCESS VL 5.3 System  
and Point to Point BreezeNET B system

FCC ID: LKT-VL-53

## Table of Contents

<b>1. Scope</b>	<b>4</b>
<b>2. System content</b>	<b>5</b>
2.1. BreezeACCESS VL system and BreezeNETB system	5
2.2. Applicant information	6
2.3. Test performance	6
<b>3. General description</b>	<b>7</b>
<b>4. Test configuration:</b>	<b>11</b>
<b>5. Test specification, Methods and Procedures</b>	<b>13</b>
<b>6. Measurements, examinations and derived results</b>	<b>13</b>
6.1. Location of the Test Site:	13
6.2. Normal test condition:	13
6.3. Conducted emission test (per Section 15.207):	14
<b>6.4 Radiated emission test, general requirements (per section 15.209):</b>	<b>17</b>
6.5. Radiated emission test on Radio Unit – spurious (per Section 15.209):	19
6.6. Radiated emission test on Radio Unit - restricted bands (per Section 15.205):	22
<b>7. Base station configuration measurements 15.407</b>	<b>24</b>
7.1. Maximum peak transmit power	24
7.2. The peak emissions outside of the frequency bands of operation.	24
7.3. 26dB bandwidth	25
7.4. Peak power spectral density	25
7.5. Peak excursion	25
<b>8. Subscriber unit configuration measurements 15.407</b>	<b>26</b>
8.1. Maximum peak transmit power	26
8.2. The peak emissions outside of the frequency bands of operation.	26
8.3. 26dB bandwidth	27
8.4. Peak power spectral density	27
8.5. Peak excursion	27
<b>9. Compliance with specification</b>	<b>28</b>
<b>10. Appendix 1: Test equipment used</b>	<b>29</b>
<b>11. Appendix 2: Antenna Factor and Cable Loss</b>	<b>29</b>
<b>12. Appendix 3: Test results (plots)</b>	<b>32</b>
12.1. SU Unit 26 dB - Emissions bandwidth test 15.407 a(2)	38
12.2. AU Unit. Antenna 16 dBi - Peak Transmit Power test 15.407a (2)	47

**Test Report No.:** 8612303651**Page 3 of 164 Pages****Title:** Test on Broadband Wireless Access system: BreezeACCESS VL 5.3 System  
and Point to Point BreezeNET B system **FCC ID:** LKT-VL-53

12.3.	SU Unit. Antenna 21 dBi - Peak Transmit Power test 15.407a (2)	53
12.4.	SU Unit. Antenna 28 dBi - Peak Transmit Power test 15.407a (2)	62
12.5.	AU Unit. Antenna 16 dBi - Peak Power Spectral Density 15.407a (2)	71
12.6.	SU Unit. Antenna 21 dBi - Peak Power Spectral Density 15.407a (2)	77
12.7.	SU Unit. Antenna 28 dBi - Peak Power Spectral Density 15.407a (2)	86
12.8.	BA VL transmitter time duration for the ratio of the Peak Execution measurements 15.407a (6)	95
12.9.	AU Unit. Antenna 16 dBi - Ratio of the Peak Execution 15.407a (6)	96
12.10.	SU Unit. Antenna 21 dBi - Ratio of the Peak Execution 15.407a (6)	102
12.11.	AU Unit. Peak Emissions outside of the frequency band 15.407b (2).	111
12.12.	SU Unit. Peak Emissions outside of the frequency band 15.407b (2).	120
12.13.	AU Unit. Radiated Spurious Emissions 15.407b (6)	135
12.14.	SU Unit. Radiated Spurious Emissions 15.407b (6)	147
<b>13.</b>	<b>Appendix 4: Test configuration illustration</b>	<b>159</b>



**Test Report No.:** 8612303651

**Page 4 of 164 Pages**

**Title:** Test on Broadband Wireless Access system: BreezeACCESS VL 5.3 System and Point to Point BreezeNET B system

**FCC ID:** LKT-VL-53

## 1. Scope

Test item: BreezeACCESS VL 5.3 System and Point to Point BreezeNET B system .

Manufacturer: Alvarion LTD

Types (Models): Base Station

IDU:	BS-SH-VL (Generic) shelf
BS-AU-VL	Plugged-in card
BS-PS-AC-VL	AC Power supply
ODU: AU-D-BS-5.3-ODU	Radio unit

Subscribe unit:

SU-A-5.3-6/54-B/1D-VL Complete system

IDU: Universal indoor unit, Model: PS1065/1073

Base station Stand-alone unit and Subscriber unit are identical hardware units and system construction. The two configurations are distinguished by software application only.

BreezeNET B system hardware configuration and system construction is identical to the following BreezeAccess VL units:

**BU-B14/28D-5.3 system configuration is identical to subscriber unit SU-A-5.3-6/54-B/1D-VL.**

**The two systems are distinguished by software application only.**

**RB-B14/28D-5.3 system configuration is identical to subscriber unit SU-A-5.3-6/54-B/1D-VL.**

**The two systems are distinguished by software application only**

**Test Report No.:** 8612303651

Page 5 of 164 Pages

**Title:** Test on Broadband Wireless Access system: BreezeACCESS VL 5.3 System and Point to Point BreezeNET B system**FCC ID:** LKT-VL-53

## 2. System content

### 2.1. BreezeACCESS VL system and BreezeNETB system

<b>Base station</b>	
AU-D-BS-5.3-90/120-VL	Complete system
BS-SH-VL (Generic)	Shelf
BS-PS-AC-VL	Power supply AC
BS-PS-DC-VL	Power supply DC
BS-AU-VL	Indoor card
AU-D-BS-5.3 -ODU-90/120	Outdoor unit with detached antenna
<b>Base station Stand alone</b>	
AU-D-SA-5.3-60/90/120-VL	Complete system with detached antenna
<b>Subscriber unit</b>	
SU-A-5.3-6/54-B/1D-VL	Complete system with integrated antenna
<b>BreezeNETB p-to-p system</b>	
RB-B14/28D-5.3 <sup>1</sup>	Remote bridge D: antenna detached
BU-B14/28D-5.3 <sup>1</sup>	Base unit D: antenna detached

**Comments:**<sup>1</sup> D can be blank or D

**Test Report No.:** 8612303651

Page 6 of 164 Pages

**Title:** Test on Broadband Wireless Access system: BreezeACCESS VL 5.3 System  
and Point to Point BreezeNET B system**FCC ID:** LKT-VL-53

## 2.2. Applicant information

Company: Alvarion LTD  
P.O.B.: 13139  
Postal code: 61131  
City: Tel Aviv  
Country: Israel  
Telephone number: +972 3 6456262  
Telefax number: +972 3 6456222

## 2.3. Test performance

Location: SII EMC Section  
Alvarion LTD  
Purpose of test: Apparatus compliance verification in  
according with  
CFR 47 FCC Requirement  
Test specification: CFR 47 FCC Part 15 Sections: 15.205, 15.207, 15.209, 15.407

Test performed by: Mr. Michael Feldman, test technician

Test report approved by: Mr. Yuri Rozenberg, Head of EMC Branch



**Test Report No.:** 8612303651

**Page 7 of 164 Pages**

**Title:** Test on Broadband Wireless Access system: BreezeACCESS VL 5.3 System  
and Point to Point BreezeNET B system

**FCC ID:** LKT-VL-53

### 3. General description

BreezeACCESS VL is a high capacity, IP services oriented Broadband Wireless Access system.

The BreezeAccess VL is digital modulated TDD system operating in the 5250 MHz up to 5350 MHz band. The system contains a base station unit and a subscriber unit.

The system is operating with software selectable bandwidth of 10MHz, 20MHz, and 40MHz.

The base station and subscriber radio are identical radio hardware.

The basic system configuration is a two-box configuration that contains

1. Indoor unit that contains a power supply and an Ethernet 10Base-T bypass.
2. Outdoor unit containing the entire radio and digital section.
3. A single CAT5 cable connecting the indoor and outdoor unit carrying the DC power and the data.

The subscriber indoor unit is a single power supply (55VDC) and Ethernet 10Base-T bypass. The base station indoor unit is a 19" rack containing several indoor units cards were there is one main power supply for all units or a single power supply supporting only one outdoor unit.

The subscriber unit is typically supplied with a 21dBi antenna or a high gain antenna for point-to-point application.

The Base station unit is typically supplied with a 16dBi antenna for point to multi point application or with a high gain antenna for point-to-point application.

The measurements are done for the worst-case high output power for the subscriber and base station applications. For high gain antenna the output power is attenuated automatically to maintain the 30dBm EIRP limit.



**Test Report No.:** 8612303651

**Page 8 of 164 Pages**

**Title:** Test on Broadband Wireless Access system: BreezeACCESS VL 5.3 System  
and Point to Point BreezeNET B system

**FCC ID:** LKT-VL-53



**Photo # 1. Radio Unit. PWB component side**




**Test Report No.:** 8612303651

**Page 9 of 164 Pages**

**Title:** Test on Broadband Wireless Access system: BreezeACCESS VL 5.3 System and Point to Point BreezeNET B system **FCC ID: LKT-VL-53**



**Photo # 2. Radio Unit. PCB component side**





**Photo # 3. Radio Unit. PCB print side**

**Test Report No.:** 8612303651

**Page 10 of 164 Pages**

**Title:** Test on Broadband Wireless Access system: BreezeACCESS VL 5.3 System  
and Point to Point BreezeNET B system

**FCC ID:** LKT-VL-53



**Photo # 4. Radio unit. RF & RJ45 connectors view**

**Test Report No.:** 8612303651

Page 11 of 164 Pages

**Title:** Test on Broadband Wireless Access system: BreezeACCESS VL 5.3 System and Point to Point BreezeNET B system **FCC ID:** LKT-VL-53

#### 4. Test configuration:

1. For Radiated emission measurements per sec. 15.407 requirements the Subscriber Unit and the Base Station Unit were configured for tests as shown in Figures 1, 2.
2. For Radiated emission measurements per sec. 15.407 requirements the Radio unit was tested with three various antennas, as shown in table:

	Name	Freq. Range [GHz]	Gain dBi	P/N or Model	Type
1	MTI (AU)	5.15 - 5.875	16	AN 1152	Sector antenna MT-484033/NV
2	UNI-28-4 (SU)	5.15 - 5.875	28	AN 1230	Planar Array MT 4860001 Unidirectional antenna
3	MA-WA50-1X (SU)	5.15 - 5.875	21	AN 1248	Integrated antenna

Environmental evaluation and exposure limit according to FCC CFR 47part 1, §1.1307, §1.1310

Limit for power density for general population/uncontrolled exposure is 1 mW/cm<sup>2</sup>.

The power density P (mW/cm<sup>2</sup>) =  $P_t/4\pi \cdot r^2$

Where:

PT - The transmitted power (EIRP) (mW)


r - The distance from the unit. (cm)

The 1(mW/cm<sup>2</sup>) limit can be calculated from the above based on the following data:

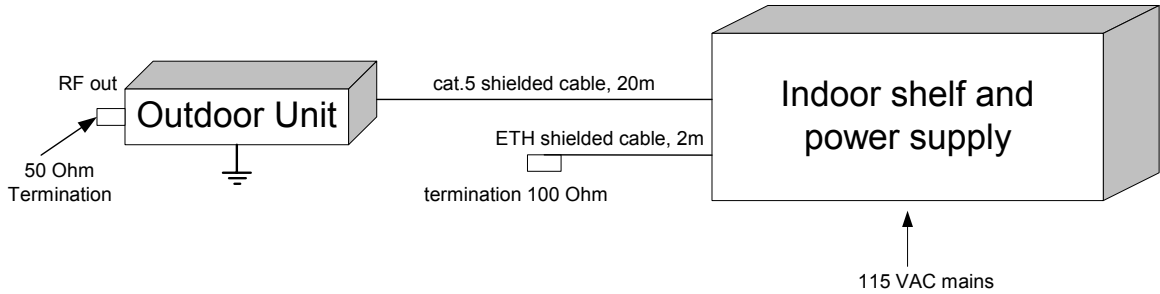
Pt = 30dBm (maximum EIRP) 1000mW

$r = \text{SQRT}(1000/4\pi) = 8.92\text{cm}$

The allowed distance "r", where RF exposure limits may not be exceeded, is 8.92 cm from the unit antenna main lobe.



**Figure 1. Subscriber Unit test setup**



**Figure 2. Base Station test setup**



**Test Report No.:** 8612303651

**Page 13 of 164 Pages**

**Title:** Test on Broadband Wireless Access system: BreezeACCESS VL 5.3 System  
and Point to Point BreezeNET B system

**FCC ID:** LKT-VL-53

## 5. Test specification, Methods and Procedures

### Test Specification:

- ❖ CFR 47 FCC: Rules and Regulations; Part 15. "Radio frequency devices"; Subpart E: "Intentional radiators" (2002)

### Methods and Procedures:

- ❖ ANSI C63/4/1992: "American National Standard for Methods of Measurement of Radio-Noise Emissions from Low-Voltage Electrical and Electronic Equipment in the range of 9 kHz to 40 GHz".

## 6. Measurements, examinations and derived results

### **6.1. Location of the Test Site:**

The tests were conducted in the EMC laboratory of the Standards Institution of Israel in Tel-Aviv and at open test site located at Kibbutz Native Halamed Hai in Emek HaEla, Israel.

### **6.2. Normal test condition:**

Temperature: 22 °C

Humidity: 50 %

**Test Report No.:** 8612303651

Page 14 of 164 Pages

**Title:** Test on Broadband Wireless Access system: BreezeACCESS VL 5.3 System and Point to Point BreezeNET B system**FCC ID:** LKT-VL-53

### **6.3. Conducted emission test (per Section 15.207):**

#### **6.3.1. Requirements:**

EUTs conducted emission within the band 150 kHz to 30 MHz shall not exceed value required in section 15.207 (a).

#### **6.3.2. Tested units:**

The measurements were performed on:

- Subscriber Unit - on Universal Indoor unit AC power adaptor PS 1073
- Base Station Unit - on AC input.

#### **6.3.3. Test procedure:**

Each EUT was placed on a non-metallic table in a shielded chamber at a height of 80 cm from the floor and 40 cm from the nearest wall.

The EUT was operated to transmitting through the customer software.

First, initial scans were performed. Final measurements were performed at the frequencies where emission exceeded the tolerance limit.

Test equipment (EMI receiver) setup was as follow:

##### **Initial scan:**

Detector type	Peak
Mode	Max hold
Bandwidth	9 kHz
Step size	Continuous sweep
Sweep time	>100 msec

##### **Measurements**

Detector type	Quasi-peak, Avg (CISPR)
Bandwidth	9 kHz
Measurement time	200 seconds/MHz
Observation	>15 seconds

#### **6.3.4. Test results:**

Subscriber Unit. Test results are shown in Plots #1, 2.

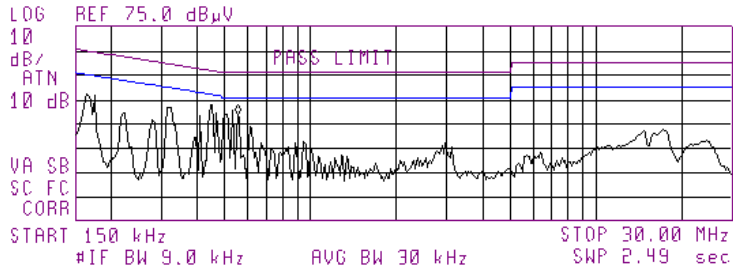
AU. Test results are shown in Plots #3, 4



15:44:10 JAN 01, 2006  
BA VL 5.3 REV C FCC PHASE

Signal	Freq (MHz)	PK Amp	QP Amp	AV Amp
1	0.168800	46.7	45.6	38.7
2	0.281868	36.4	35.4	29.4
3	0.324536	42.1	41.7	41.1
4	0.452979	43.3	42.3	40.6
5	0.563484	38.2	37.2	35.6

ACTV DET: PEAK  
MERS DET: PEAK QP AVG  
MKR 560 kHz  
38.21 dBμV

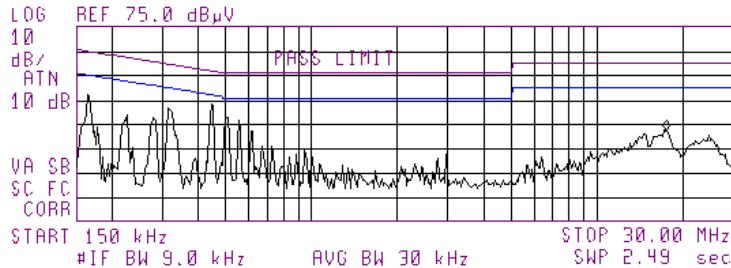


**Plot 1. Subscriber Unit**  
**Conducted emissions measurement result on 120 VAC power line: phase**

15:51:38 JAN 01, 2006 aLVARION  
BA VL 5.3 REV C FCC NEUTRAL

Signal	Freq (MHz)	PK Amp	QP Amp	AV Amp
1	0.169207	46.8	46.1	41.1
2	0.226809	42.2	41.2	36.8
3	0.324658	42.5	42.1	41.5
4	0.453560	44.1	42.7	41.0
5	17.296203	33.7	30.2	22.5

FREQ 17.30 MHz  
PEAK 33.7 dBμV  
QP 30.2 dBμV  
AVG 22.5 dBμV



**Plot 2. Subscriber Unit**  
**Conducted emissions measurement result on 120 VAC power line: neutral**

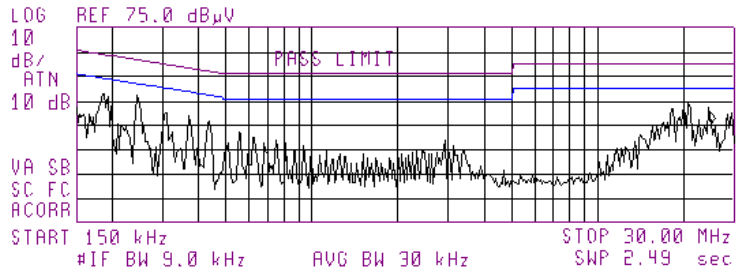




17:16:13 DEC 28, 2005 Line PH  
ALVARION EUT-BA VL 5.3 AU

Signal	Freq (MHz)	PK Amp	QP Amp	AV Amp	AV $\Delta$ L2
1	0.190385	53.2	50.3	45.3	-8.7
2	0.252759	56.5	50.3	40.8	-10.9
3	0.439595	38.4	36.6	32.4	-14.8
4	20.258387	45.4	44.8	41.4	-8.6
5	21.906506	42.2	41.5	38.0	-12.0

FREQ	24.72 MHz
PEAK	37.6 dB $\mu$ V
QP	36.6 dB $\mu$ V
AVG	33.2 dB $\mu$ V



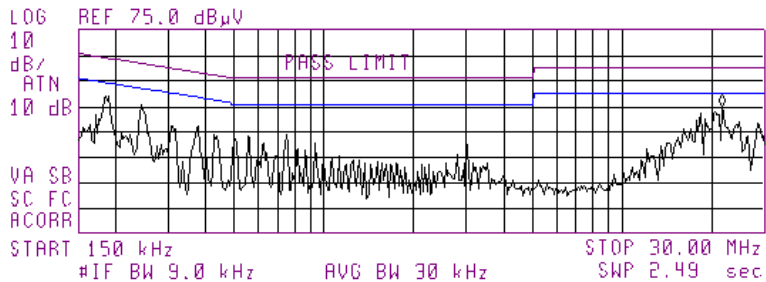
Plot 3.

**AU (Base station)**  
**Conducted emissions measurement result on 120 VAC power line: phase**

17:21:34 DEC 28, 2005 Line N  
ALVARION EUT-BA VL 5.3 AU

Signal	Freq (MHz)	PK Amp	QP Amp	AV Amp	AV $\Delta$ L2
1	0.190856	54.0	50.9	45.7	-8.3
2	0.251312	56.5	50.5	41.6	-10.1
3	0.441162	39.2	36.7	32.8	-14.3
4	0.566443	35.8	33.5	29.3	-16.7
5	20.318976	43.8	43.1	39.8	-10.2

FREQ	21.66 MHz
PEAK	45.7 dB $\mu$ V
QP	45.1 dB $\mu$ V
AVG	41.7 dB $\mu$ V



Plot 4.

**AU (Base station)**  
**Conducted emissions measurement result on 120 VAC power line: neutral**

**Test Report No.:** 8612303651

Page 17 of 164 Pages

**Title:** Test on Broadband Wireless Access system: BreezeACCESS VL 5.3 System and Point to Point BreezeNET B system**FCC ID:** LKT-VL-53**6.4. Radiated emission test, general requirements (per section 15.209):****6.4.1. Requirements:**

EUT's radiated emission shall not exceed value required in section 15.209.

**6.4.2. Test description:**

The measurements were performed at the Open Area Test Site.

The test configuration is shown in Fig.1, 2.

The EUT was arranged on a non-metallic table 0.8 m placed on the turn-table.

The measurements were performed at a 10 m measurement distance.

The Biconilog 30 MHz-2 GHz antenna was used.

The frequency range was investigated from 30 MHz to 2 GHz.

The measurements were performed at each frequency at which the signal was 10 dB below the limit or less.

The level were maximized by initially rotating turntable through 360°, varying the antenna height between 1 m and 4 m, rerouting EUT cables and changing antenna polarization from vertical to horizontal. The measuring equipment settings were:

**Initial scan:**

Detector type	Peak
Mode	Max hold
Bandwidth	120 kHz
Step size	Continuous sweep
Sweep time	>1 seconds/MHz

**Measurements:**

Detector type	Quasi-peak (CISPR 16)
Bandwidth	120 kHz
Measurement time	20 seconds/MHz
Observation	>15 seconds

**6.4.3. Radiated emission test results:**

Test results are presented in Table 1.

**Test Report No.:** 8612303651

Page 18 of 164 Pages

**Title:** Test on Broadband Wireless Access system: BreezeACCESS VL 5.3 System  
and Point to Point BreezeNET B system **FCC ID:** LKT-VL-53**Table 1. Radiated emission test results**  
EUT: BreezeACCESS VL 5.3 System

Frequency (MHz)	Turn- table Angle (°)	Antenna Polariz.	Antenna Height (m)	Emission Level Note 1 (dB $\mu$ V/m)	Limit @ 3 m (dB $\mu$ V/m)	Margin Note 2 (dB)	Results
79.5	V	1.00	80	25.8	40.0	14.2	Complies
81.2	V	1.00	51	24.4	40.0	15.6	Complies
82.6	V	1.00	299	23.6	40.0	16.4	Complies
124.6	V	1.00	130	27.8	43.5	15.7	Complies
175.0	V	1.00	279	26.9	43.5	16.6	Complies
250.0	H	2.28	78	37.3	46.0	8.7	Complies
375.0	H	2.20	354	30.7	46.0	15.3	Complies

Note 1: Emission level = E Reading (dB $\mu$ V) + Cable loss (dB) + Antenna Factor (dB/m) + 10 dB  
Where 10 dB is an extrapolation distance factor.  
For Cable Loss and Antenna Factor refer to Appendix 2.

Note 2: Margin (dB) = Limit (dB $\mu$ V/m) – Emission level (dB $\mu$ V/m)

**Test Report No.:** 8612303651

Page 19 of 164 Pages

**Title:** Test on Broadband Wireless Access system: BreezeACCESS VL 5.3 System and Point to Point BreezeNET B system**FCC ID:** LKT-VL-53**6.5. Radiated emission test on Radio Unit – spurious (per Section 15.209):****6.5.1. Requirements:**

The levels of any unwanted emission shall not exceed value required in section 15.209.

**6.5.2. EUT configuration:**

The radio unit was tested with antennas:

- Sector antenna, AN 1152 for Base Station (AU)
- Unidirectional antenna AN 1230 for Subscriber unit (SU)

**6.5.3. Test procedure:**

The measurements were performed in the anechoic chamber.

The EUT was arranged on a non-metallic table 0.8 m placed on the turntable.

Measuring antennas used: Up to 18 GHz - Double Ridge **EMCO** model 3115  
above 18 GHz - Alpha TRG model A361

Antenna height = 1 m.

Polarization: Vertical/Horizontal

Measurement distance = 1m.

The frequency range was investigated up to 40 GHz.

The measurements were performed in vertical and horizontal polarization, the maximum reading recorded.

Measuring detector function and bandwidths:

Detector type	Peak
Resolution bandwidth	1MHz
Video bandwidth	1 MHz

Detector type	Average
Resolution bandwidth	1MHz
Video bandwidth	3 kHz*

**6.5.4. Radiated emission test results and calculation ratio:**

The test results are shown in Tables ## 2-3.

The emission level was calculated as:

E Reading (dB $\mu$ V) + measuring cable loss (dB) + measuring antenna factor (dB/m) + Distance correction factor

For measuring cable loss and measuring antenna factor refer to Appendix 2.

Distance correction factor = 9.5 dB (an extrapolation reading from 1 m measuring distance to 3m specified distance)



**Test Report No.:** 8612303651

**Page 20 of 164 Pages**

**Title:** Test on Broadband Wireless Access system: BreezeACCESS VL 5.3 System and Point to Point BreezeNET B system **FCC ID:** LKT-VL-53

**Table 2. Spurious emissions test results**

**AU Unit. Antenna used: P/N: AN 1152**

Frequency (GHz)	Emission Level (dB $\mu$ V/m)		Limit @ 1m (dB $\mu$ V/m)		Margin (dB)		Results
	Average	Peak	Average	Peak	Average	Peak	
<b>LOW 5.270 GHz</b>							
10.54	57.3	68.3	64	84	6.7	15.7	Complies
15.81	58.1	70.0			5.9	14.0	Complies
21.08	Noise floor	Noise floor			-	-	Complies
26.35	Noise floor	Noise floor			-	-	Complies
31.62	Noise floor	Noise floor			-	-	Complies
36.89	Noise floor	Noise floor			-	-	Complies
<b>MIDDLE 5.300 GHz</b>							
10.6	57.2	68.9	64	84	6.8	15.1	Complies
15.9	58.3	70.2			5.7	13.8	Complies
21.2	Noise floor	Noise floor			-	-	Complies
26.5	Noise floor	Noise floor			-	-	Complies
31.8	Noise floor	Noise floor			-	-	Complies
37.1	Noise floor	Noise floor			-	-	Complies
<b>HIGH 5.330 GHz</b>							
10.66	57.1	69.9	64	84	6.9	14.1	Complies
15.99	58.4	70.3			5.6	13.7	Complies
21.32	Noise floor	Noise floor			-	-	Complies
26.65	Noise floor	Noise floor			-	-	Complies
31.98	Noise floor	Noise floor			-	-	Complies
37.31	Noise floor	Noise floor			-	-	Complies



**Test Report No.:** 8612303651

**Page 21 of 164 Pages**

**Title:** Test on Broadband Wireless Access system: BreezeACCESS VL 5.3 System and Point to Point BreezeNET B system **FCC ID:** LKT-VL-53

**Table 3. Spurious emissions test results**

**SU unit. Antenna used: P/N: AN 1230**

Frequency (GHz)	Emission Level (dB $\mu$ V/m)		Limit @ 1m (dB $\mu$ V/m)		Margin (dB)		Results
	Average	Peak	Average	Peak	Average	Peak	
<b>LOW 5.290 GHz</b>							
10.58	57.4	68.2	64	84	6.6	15.8	Complies
15.87	58.9	71.8			5.1	12.2	Complies
21.16	Noise floor	Noise floor			-	-	Complies
26.45	Noise floor	Noise floor			-	-	Complies
37.03	Noise floor	Noise floor			-	-	Complies
<b>MIDDLE 5.300 GHz</b>							
10.6	57.2	70.4	64	84	6.8	15.1	Complies
15.9	58.2	71.5			5.8	12.5	Complies
21.2	Noise floor	Noise floor			-	-	Complies
26.5	Noise floor	Noise floor			-	-	Complies
31.8	Noise floor	Noise floor			-	-	Complies
37.1	Noise floor	Noise floor			-	-	Complies
<b>HIGH 5.310 GHz</b>							
10.62	60.8	72.7	64	84	3.2	17.2	Complies
15.93	58.4	70.3			5.6	13.7	Complies
21.24	Noise floor	Noise floor			-	-	Complies
26.55	Noise floor	Noise floor			-	-	Complies
31.86	Noise floor	Noise floor			-	-	Complies
37.17	Noise floor	Noise floor			-	-	Complies

**Test Report No.:** 8612303651

Page 22 of 164 Pages

**Title:** Test on Broadband Wireless Access system: BreezeACCESS VL 5.3 System and Point to Point BreezeNET B system **FCC ID:** LKT-VL-53**6.6. Radiated emission test on Radio Unit - restricted bands (per Section 15.205):****6.6.1. Requirements:**

Radiated emission in restricted bands should meet the requirements sec. 15.205. The following frequency bands should be measured:

	Frequency, GHz	Restricted band to be tested
<b><u>LOW 5.270 GHz</u></b>	15.78	15.35 – 16.2
	21.04	17.7 – 21.4
	31.56	31.2 – 31.8
<b><u>MIDDLE 5.300 GHz</u></b>	15.87	15.35 – 16.2
	21.16	17.7 – 21.4
	31.74	31.2 – 31.8
<b><u>HIGH 5.330 GHz</u></b>	10.64	10.6 – 12.7
	15.96	15.35 – 16.2
	21.28	17.7 – 21.4

**6.6.2. EUT configuration:**

The measurements were performed with four various antennas.

**6.6.3. Test procedure:**

The measurements were performed in the anechoic chamber.

The EUT was arranged on a non-metallic table 0.8 m placed on the turntable.

Measuring antennas used: Up to 18 GHz - Double Ridge **EMCO** model 3115  
above 18 GHz - Alpha TRG model A361

Antenna height = 1 m.

Measurement distance = 1m.

Measuring detector function and bandwidths:

Detector type	Peak
RBW	1MHz
VBW	3 MHz

All measurements were taken with peak detector and the readings were compared with the limit line.

**Test Report No.:** 8612303651**Page 23 of 164 Pages****Title:** Test on Broadband Wireless Access system: BreezeACCESS VL 5.3 System and Point to Point BreezeNET B system **FCC ID:** LKT-VL-53**6.6.4. Test results and calculation ratio:**

The test results are shown in Plots #212 to #253 , see tables below:

**AU, Antenna 16 dBi**

	Harmonic Frequency, GHz	Restricted band	Antenna name
			AN 1152
<b><u>LOW 5.270 GHz</u></b>	15.81	15.35 – 16.2	#212, 213
	21.08	17.7 – 21.4	#214
<b><u>MIDDLE 5.300 GHz</u></b>	10.6	10.6 – 12.7	#219, 220
	15.9	15.35 – 16.2	#221
	21.2	17.7 – 21.4	#222
<b><u>HIGH 5.330 GHz</u></b> <b>231</b>	10.66	10.6 – 12.7	#227, 228
	15.99	15.35 – 16.2	#229
	21.32	17.7 – 21.4	#230

**SU, Antenna 28 dBi**

	Harmonic Frequency, GHz	Restricted band	Antenna name
			AN 1230
<b><u>LOW 5.290 GHz</u></b>	15.87	15.35 – 16.2	#235,236
	21.16	17.7 – 21.4	#237
<b><u>MIDDLE 5.300 GHz</u></b>	10.6	10.6 – 12.7	#242, 243
	15.9	15.35 – 16.2	#244
	21.2	17.7 – 21.4	#245
<b><u>HIGH 5.310 GHz</u></b>	10.62	10.6 – 12.7	#250, 251
	15.93	15.35 – 16.2	#252
	21.24	17.7 – 21.4	#253

**Notes:** The AVG limit line 64 dB $\mu$ V/m (at 1m distance) is not shown in the plots.  
All measurements in restricted bands on frequency ranges above 21.5 GHz not exceed the SA noise floor level.



**Test Report No.:** 8612303651

Page 24 of 164 Pages

**Title:** Test on Broadband Wireless Access system: BreezeACCESS VL 5.3 System and Point to Point BreezeNET B system**FCC ID:** LKT-VL-53

## 7. Base station configuration measurements 15.407

### 7.1. Maximum peak transmit power

#### 7.1.1. Requirements:

The peak transmit power shall not exceed the lesser of 250mW or  $11\text{dBm} + 10\log B$ , where B is the 26-dB emission bandwidth in MHz. as required in sec. 15.407 (a) (2).

Calculated limit is  $24 - (16 - 6) = 14$  dBm

#### 7.1.2. Test results:

The peak output power is measured according to method #3 as defined in the measurement procedure updated for peak transmit power in the unlicensed national information

Infrastructure (U-NII) bands; Public Notice Aut-30-2002.

The measured maximum peak power is:

Low channel (5265MHz): 10.88dBm

Middle channel (5300MHz): 12.39dBm

High channel (5335MHz): 12.31dBm

#### 7.1.3. Test results:

The measured results are shown in Appendix 3, clause 12.2 – for antenna 16 dBi.

### 7.2. The peak emissions outside of the frequency bands of operation.

#### 7.2.1. Requirements:

All emissions outside of the 5.15-5.35 GHz band shall not exceed an EIRP of  $-27$  dBm/MHz as required in sec. 15.407 (b)-(2)(4).

#### 7.2.2. Test results:

The measured results are shown in Appendix 3, clause 12.11.

**Test Report No.:** 8612303651

Page 25 of 164 Pages

**Title:** Test on Broadband Wireless Access system: BreezeACCESS VL 5.3 System and Point to Point BreezeNET B system**FCC ID:** LKT-VL-53

### **7.3. 26dB bandwidth**

#### **7.3.1. Requirements:**

The signal bandwidth is defined at the  $-26\text{dBc}$  points from the signal peak in section 15.403 (c).

#### **7.3.2. Test results:**

The measured results are shown in clause 12.

### **7.4. Peak power spectral density**

#### **7.4.1. Requirements:**

The peak power spectral density shall not exceed 11dBm with antenna directional gain no grate than 6 dBi in any 1MHz band as required in section 15.407 (a) (2).  
For antenna gain 16 dBi  $11-(16-6) = 1$  dBm

#### **7.4.2. Test results:**

All measurements were found under the limit.  
The measured results are shown in Appendix 3, clause 12.5 - for AU unit, Antenna 16 dBi.

### **7.5. Peak excursion**

#### **7.5.1. Requirements:**

The ratio of the peak excursion of the modulation envelope to the peak transmit power shall not exceed 13dB across any 1MHz bandwidth or the emission bandwidth whichever is less. as required in sec. 15.407 (a) (6).

#### **7.5.2. Test results:**

The peak excursion is measured according to method as defined in the guidelines for assessing unlicensed national information infrastructure (U-NII) Devices-part 15,subpart E.  
The measured results are shown in Appendix 3:  
clause 12.8 - BA VL transmitter time duration for the ratio of the Peak Execution measurements;  
clause 12.9 – for AU, Antenna 16 dBi



**Test Report No.:** 8612303651

**Page 26 of 164 Pages**

**Title:** Test on Broadband Wireless Access system: BreezeACCESS VL 5.3 System  
and Point to Point BreezeNET B system

**FCC ID:** LKT-VL-53

## 8. Subscriber unit configuration measurements 15.407

The base station and subscriber have an identical outdoor unit. The difference is the output power according to the antenna gain. This section repeats the measurements that are output power dependent for the 21dBi subscriber unit antenna gain.

### 8.1. Maximum peak transmit power

#### 8.1.1. Requirements:

The peak transmit power shall not exceed the lesser of 250mW or  $11\text{dBm} + 10\log B$ , where B is the 26-dB emission bandwidth in MHz. as required in sec. 15.407 (a) (2).

Calculated limit is  $24 - (21 - 6) = 9\text{ dBm}$  for antenna 21 dBi and  $24 - (28 - 6) = 2\text{ dBm}$  for antenna 28 dBi.

#### 8.1.2. Test results:

The peak output power is measured according to method #3 as defined in the measurement procedure updated for peak transmit power in the unlicensed national information

Infrastructure (U-NII) bands; Public Notice Aut-30-2002.

The measured maximum peak power for antenna 21 dBi is:

Low channel (5265MHz): 6.24dBm

Middle channel (5300MHz): 8.48dBm

High channel (5335MHz): 6.33dBm

The measured results are shown in Appendix 3:

clause 12.3 – for Antenna 21 dBi;

clause 12.4 - for Antenna 28 dBi.

### 8.2. The peak emissions outside of the frequency bands of operation.

#### 8.2.1. Requirements:

All emissions outside of the 5.15-5.35 GHz band shall not exceed an EIRP of  $-27\text{ dBm/MHz}$  as required in sec. 15.407 (b)-(2)(4).

#### 8.2.2. Test results:

The measured results are shown in Appendix 3, clause 12.12.



**Test Report No.:** 8612303651

**Page 27 of 164 Pages**

**Title:** Test on Broadband Wireless Access system: BreezeACCESS VL 5.3 System  
and Point to Point BreezeNET B system

**FCC ID:** LKT-VL-53

### **8.3. 26dB bandwidth**

#### **8.3.1. Requirements:**

The signal bandwidth is defined at the  $-26\text{dBc}$  points from the signal peak in section 15.403 (c).

#### **8.3.2. Test results:**

The measured results are shown in clause 12.

### **8.4. Peak power spectral density**

#### **8.4.1. Requirements:**

The peak power spectral density shall not exceed 11dBm in any 1MHz band with antenna directional gain no greater than 6 dBi as required in section 15.407 (a) (2). For antenna gain 21 dBi  $11-(21-6) = -4$  dBm and  $11-(28-6) = -11$  dBm for antenna gain 28 dBi.

#### **8.4.2. Test results:**

The measured results are shown in Appendix 3, clause 12.6 – for Antenna 21 dBi and clause 12.7 - for Antenna 28 dBi.

### **8.5. Peak excursion**

#### **8.5.1. Requirements:**

The ratio of the peak excursion of the modulation envelope to the peak transmit power shall not exceed 13dB across any 1MHz bandwidth or the emission bandwidth whichever is less as required in sec. 15.407 (a) (6).

#### **8.5.2. Test results:**

The peak excursion is measured according to method as defined in the guidelines for assessing unlicensed national information infrastructure (U-NII) Devices-part 15, subpart E. This measurement is modulation dependent.

The measured results are shown in Appendix 3, clause 12.10 – for Antenna 21 dBi and 28 dBi

**Test Report No.:** 8612303651**Page 28 of 164 Pages****Title:** Test on Broadband Wireless Access system: BreezeACCESS VL 5.3 System and Point to Point BreezeNET B system **FCC ID:** LKT-VL-53

## 9. Compliance with specification

Test	FCC Part 15	Test result
Radiated emissions in restricted bands	Sec.15.205	Complies
Conducted emission	Sec.15.207	Complies
Radiated emission – general requirements	Sec.15.109, 209	Complies
Maximum peak output power	Sec.15.407	Complies
Conducted spurious	Sec.15.407	Complies
Peak power density	Sec.15.407	Complies
Peak excursion	Sec 15.407	Complies

Approved by: Yuri Rozenberg

Position: Head of EMC Branch

Telematics Laboratory

16 January 2006

Tested by: Michael Feldman

Position: Testing Technician

**Test Report No.:** 8612303651

Page 29 of 164 Pages

**Title:** Test on Broadband Wireless Access system: BreezeACCESS VL 5.3 System and Point to Point BreezeNET B system

FCC ID: LKT-VL-53

## 10. Appendix 1: Test equipment used

All measurements equipment is on SII calibration schedule with a recalibration interval not exceeding one year.

Instrument	Manufacturer	Model	Serial No.	Last calibration date	Next calibration date
Spectrum analyzer 10 KHz-26.5 GHz	HP	E7405a	SII 4944	04/05	04/06
Spectrum analyzer 9 KHz-50 GHz	HP	8565E	720A0069	09/05	09/06
Spectrum analyzer 9 KHz-26.5 GHz	Adjilent	E4407B	US40241729	07/05	07/06
Antenna Double Ridge 1-18 GHz	EMCO	3115	SII4873	03/05	03/06
Antenna Standard Gain Horn 18-40 GHz	WILTRON	Alpha TRG A361	861A/590	01/05	01/06
LISN 9 kHz – 30 MHz	FCC	LISN- 50/250-32-4- 16	SII 5023	05/05	05/06
Transient limiter 0.009-200 MHz	HP	11947A	31074A3105	05/05	05/06
Attenuator 20 dB DC – 18 GHz	HP	8491B	3929M50394	05/05	05/06

## 11. Appendix 2: Antenna Factor and Cable Loss

**Antenna Factor**  
**Standard Gain Horn 26 – 40 GHz Alpha TRG Model A361**

Point	Frequency (MHz)	Antenna Factor (dB/m)
1	26000	35.22
2	27000	35.40
3	28000	35.52
4	29000	35.64
5	30000	35.76
6	31000	35.90
7	32000	36.07
8	33000	36.16
9	34000	36.31
10	35000	36.46
11	36000	36.60
12	37000	36.74
13	38000	36.93
14	39000	37.21
15	40000	37.28

**Test Report No.:** 8612303651

Page 30 of 164 Pages

**Title:** Test on Broadband Wireless Access system: BreezeACCESS VL 5.3 System and Point to Point BreezeNET B system**FCC ID:** LKT-VL-53

Page 2 of 5

**Gain and Antenna Factors for Double Ridged Guide Antenna  
Manufactured by EMC Test Systems****Model Number: 3115 Serial Number: 5802****1.0 Meter Calibration****Polarization: Horizontal**

Frequency (MHz)	Antenna Factor (dB/m)	Gain Numeric	Gain dBi
1000	24.3	3.86	5.9
1500	25.6	6.48	8.1
2000	27.9	6.83	8.3
2500	28.9	8.43	9.3
3000	30.7	7.97	9.0
3500	32.0	8.06	9.1
4000	33.0	8.38	9.2
4500	32.9	10.91	10.4
5000	34.1	10.16	10.1
5500	34.8	10.51	10.2
6000	35.2	11.38	10.6
6500	35.4	12.79	11.1
7000	36.4	11.83	10.7
7500	37.3	10.90	10.4
8000	37.5	12.05	10.8
8500	37.9	12.36	10.9
9000	38.2	12.86	11.1
9500	38.3	14.04	11.5
10000	38.7	14.25	11.5
10500	38.5	16.26	12.1
11000	38.8	16.87	12.3
11500	39.5	15.41	11.9
12000	39.3	17.96	12.5
12500	39.1	20.03	13.0
13000	40.2	16.83	12.3
13500	41.2	14.53	11.6
14000	41.9	13.20	11.2
14500	41.3	16.27	12.1
15000	39.6	26.07	14.2
15500	38.1	39.49	16.0
16000	38.4	39.12	15.9
16500	39.8	29.81	14.7
17000	41.6	20.97	13.2
17500	44.8	10.55	10.2
18000	46.5	7.57	8.8

Specification compliance testing factor (1.0 meter spacing) to be added to receiver meter reading in dBV to convert to field intensity in dBV/meter. Calibrated 07 Oct 02 (DD/MM/YYYY). Calibration per ARP 958.

**Test Report No.:** 8612303651

Page 31 of 164 Pages

**Title:** Test on Broadband Wireless Access system: BreezeACCESS VL 5.3 System and Point to Point BreezeNET B system**FCC ID:** LKT-VL-53

**Gain and Antenna Factors for Double Ridged Guide Antenna**  
**Manufactured by EMC Test Systems**  
**Model Number: 3115 Serial Number: 5802**  
**1.0 Meter Calibration Polarization: Vertical**

Frequency (MHz)	Antenna Factor (dB/m)	Gain Numeric	Gain dBi
1000	24.1	4.11	6.1
1500	25.6	6.48	8.1
2000	27.9	6.83	8.3
2500	28.9	8.47	9.3
3000	30.6	8.18	9.1
3500	31.9	8.24	9.2
4000	33.0	8.45	9.3
4500	32.8	11.14	10.5
5000	34.0	10.34	10.1
5500	34.8	10.40	10.2
6000	35.1	11.67	10.7
6500	35.4	12.86	11.1
7000	36.3	11.92	10.8
7500	37.3	10.95	10.4
8000	37.4	12.15	10.8
8500	37.8	12.58	11.0
9000	38.2	13.01	11.1
9500	38.2	14.21	11.5
10000	38.5	14.79	11.7
10500	38.6	16.05	12.1
11000	38.8	16.93	12.3
11500	39.3	16.19	12.1
12000	39.1	18.46	12.7
12500	39.1	20.28	13.1
13000	40.1	17.19	12.4
13500	41.1	14.85	11.7
14000	41.8	13.55	11.3
14500	41.3	16.25	12.1
15000	39.6	25.78	14.1
15500	38.0	39.54	16.0
16000	38.3	39.73	16.0
16500	39.6	31.52	15.0
17000	41.3	22.72	13.6
17500	44.5	11.49	10.6
18000	46.5	7.69	8.9

Specification compliance testing factor (1.0 meter spacing) to be added to receiver meter reading in dBV to convert to field intensity in dBV/meter. Calibrated 07 Oct 02 (DD/MM/YYYY). Calibration per ARP 958.





### 12. Appendix 3: Test results (plots)

#### AU Unit 26 dB - Emissions bandwidth test 15.407 a(2)

#### Carrier Frequency 5.265 GHz, EBW 10 MHz, PRBS 6 Mbit/s

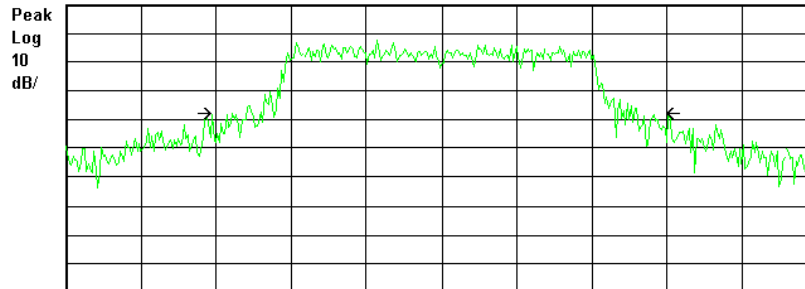
Agilent 16:22:00 Dec 18, 2005

R T

BA VL 5.3 AU 6Mbit/s

Ref 6 dBm

Atten 5 dB Ext PG -20.8 dB



Center 5.265 GHz Span 20 MHz

#Res BW 100 kHz

VBW 300 kHz

Sweep 4.348 ms (401 pts)

Emission Bandwidth Results (measuring..)		Avg 20/20
Emission Bandwidth	Emiss BW X dB	-26.0 dB
11.53 MHz		

#### Carrier Frequency 5.265 GHz , EBW 10 MHz, PRBS 54 Mbit/s

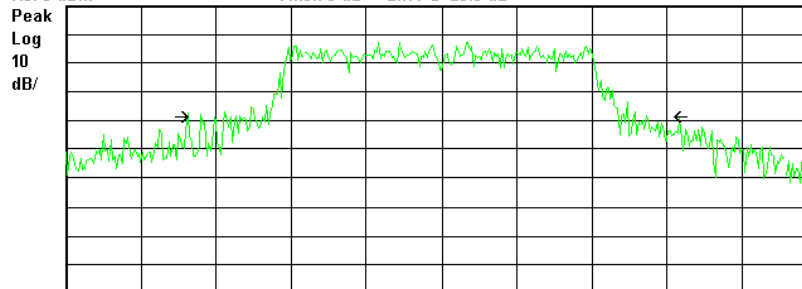
Agilent 16:26:46 Dec 18, 2005

R T

BA VL 5.3 AU 54 Mbit/s

Ref 6 dBm

Atten 5 dB Ext PG -20.8 dB



Center 5.265 GHz

Span 20 MHz

#Res BW 100 kHz

VBW 300 kHz

Sweep 4.348 ms (401 pts)

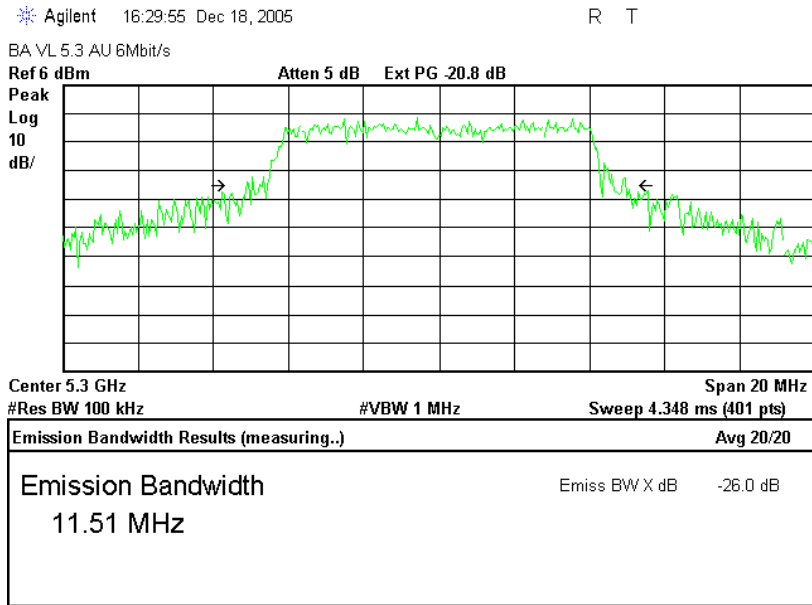
Emission Bandwidth Results (measuring..)		Avg 20/20
Emission Bandwidth	Emiss BW X dB	-26.0 dB
11.60 MHz		

Plot 5.

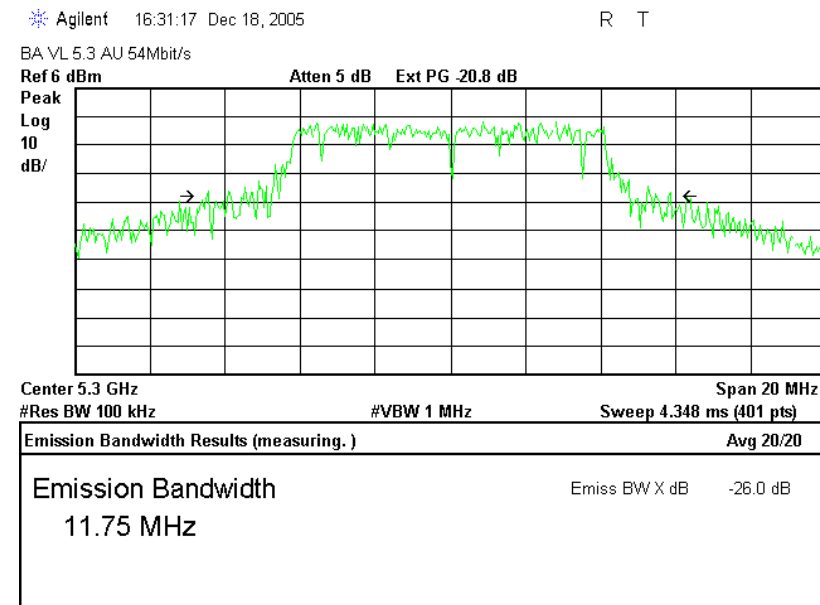


**Test Report No.:** 8612303651 **Page 33 of 164 Pages**  
**Title:** Test on Broadband Wireless Access system: BreezeACCESS VL 5.3 System and Point to Point BreezeNET B system **FCC ID: LKT-VL-53**

**Plot 6.**  
**Carrier Frequency 5.300 GHz, EBW 10 MHz, PRBS 6 Mbit/s**

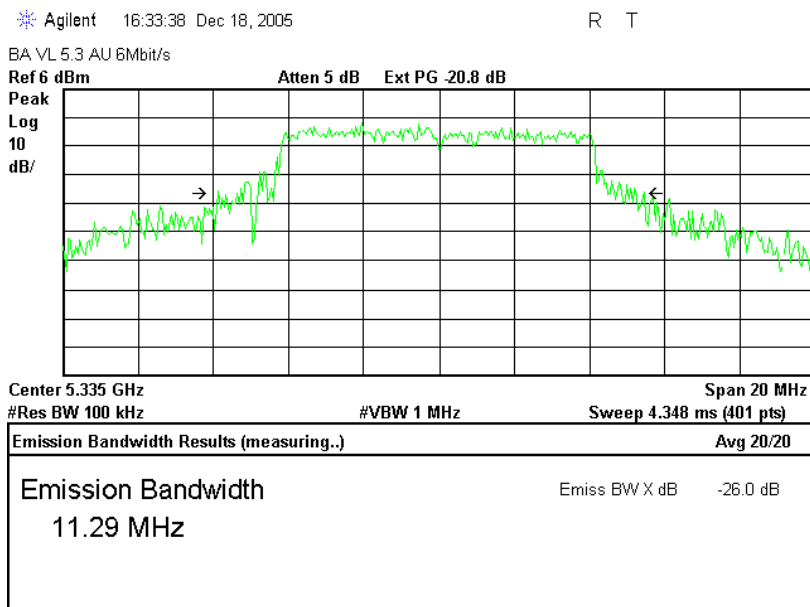


**Plot 7.**  
**Carrier Frequency 5.300 GHz, EBW 10 MHz, PRBS 54 Mbit/s**

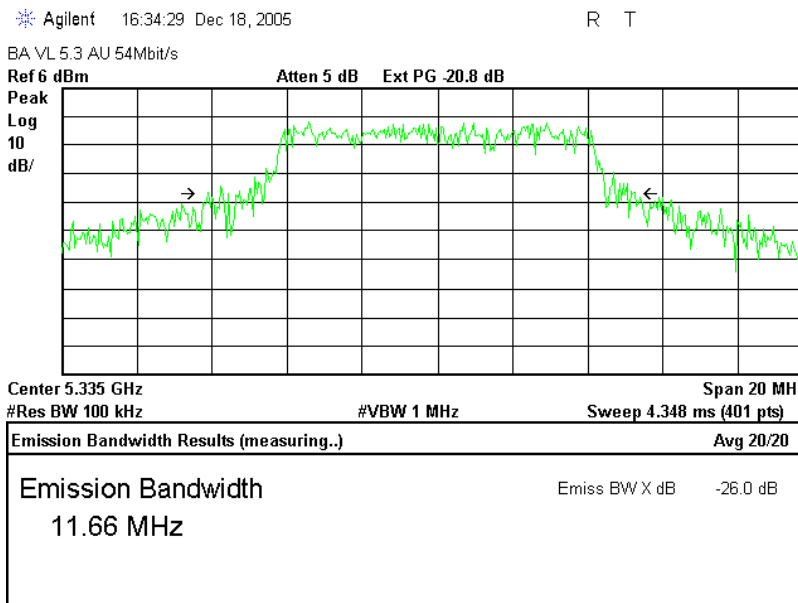




**Plot 8.**  
**Carrier Frequency 5.335 GHz, EBW 10 MHz, PRBS 6 Mbit/s**

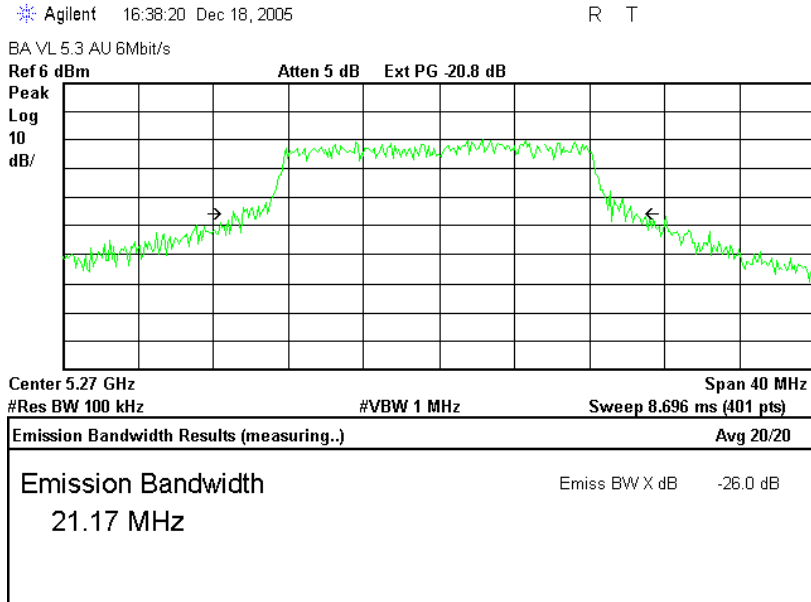


**Plot 9.**  
**Carrier Frequency 5.335 GHz, EBW 10 MHz, PRBS 54 Mbit/s**

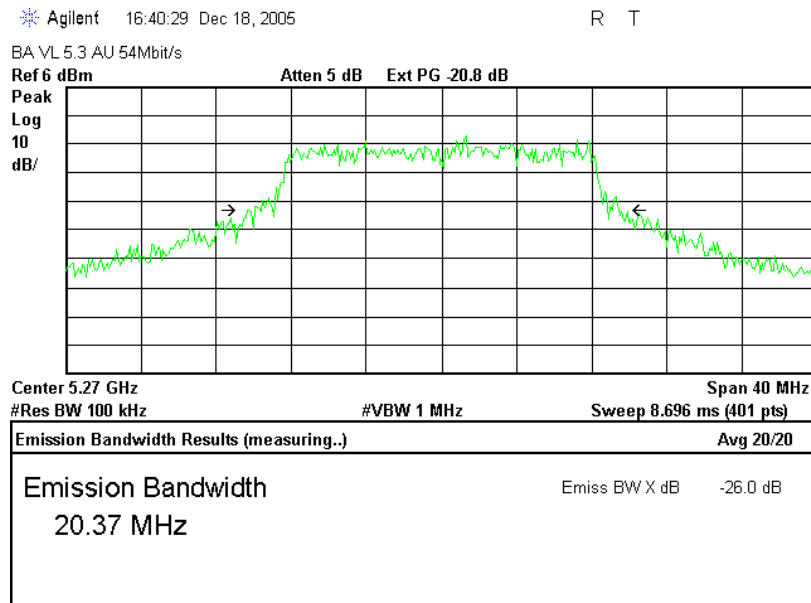




**Plot 10.**  
**Carrier Frequency 5.270 GHz, EBW 20 MHz, PRBS 6 Mbit/s**

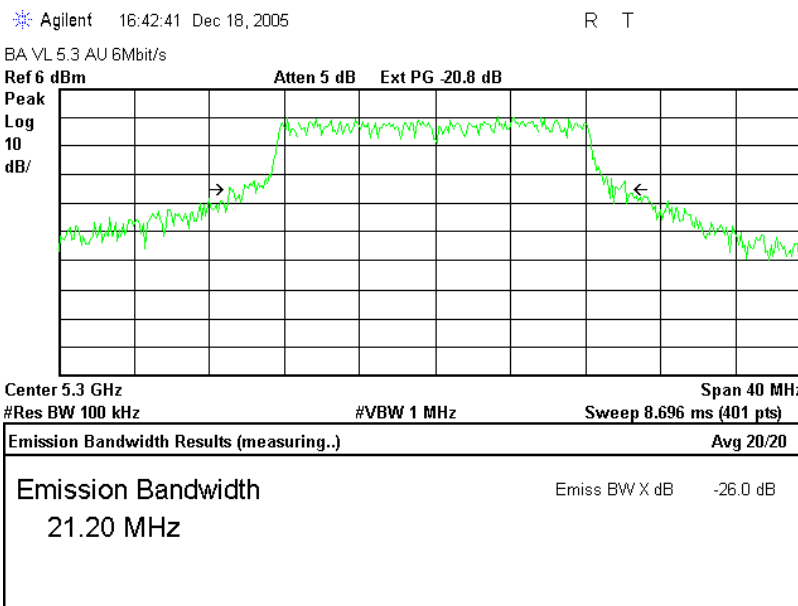


**Plot 11.**  
**Carrier Frequency 5.270 GHz, EBW 20 MHz, PRBS 54 Mbit/s**

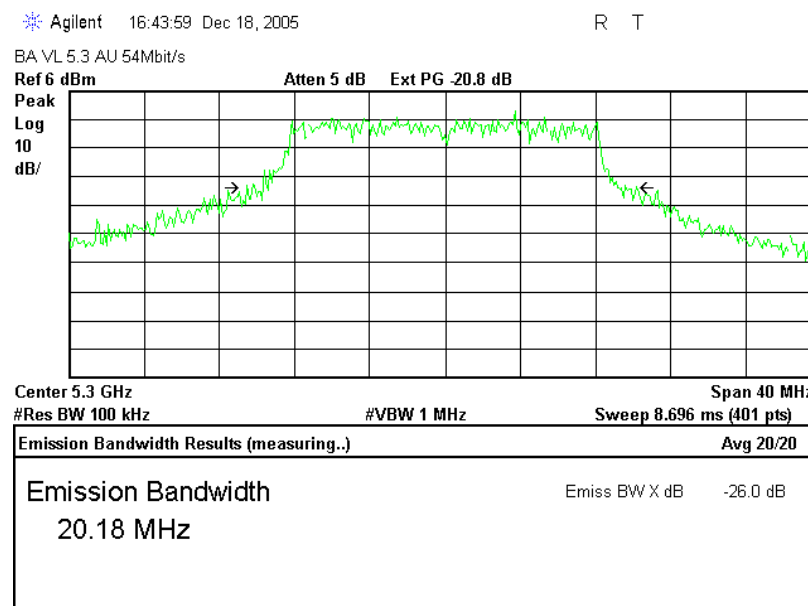




**Plot 12.**  
**Carrier Frequency 5.300 GHz, EBW 20 MHz, PRBS 6 Mbit/s**



**Plot 13.**  
**Carrier Frequency 5.300 GHz, EBW 20 MHz, PRBS 54 Mbit/s**





**Plot 14.**  
**Carrier Frequency 5.330 GHz, EBW 20 MHz, PRBS 6 Mbit/s**

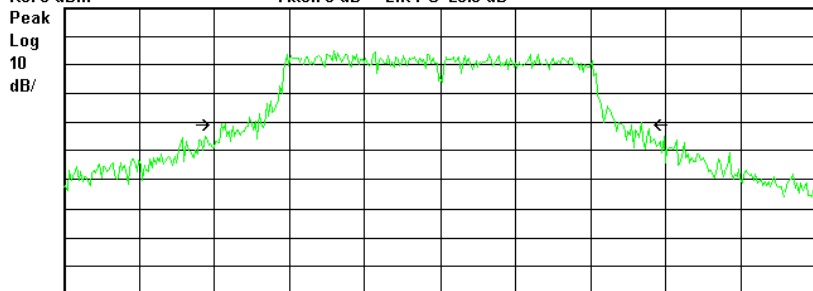
Agilent 16:45:30 Dec 18, 2005 R T

BA VL 5.3 AU 6Mbit/s

Ref 6 dBm

Atten 5 dB

Ext PG -20.8 dB



Center 5.33 GHz Span 40 MHz  
 #Res BW 100 kHz #VBW 1 MHz Sweep 8.696 ms (401 pts)

Emission Bandwidth Results (measuring.)		Avg 20/20
Emission Bandwidth	Emiss BW X dB	-26.0 dB
21.38 MHz		

**Plot 15.**  
**Carrier Frequency 5.330 GHz, EBW 20 MHz, PRBS 54 Mbit/s**

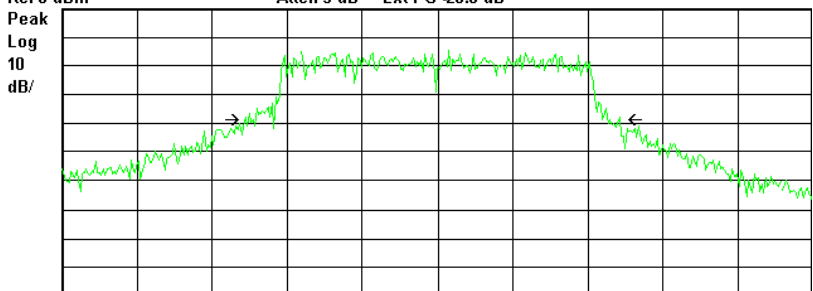
Agilent 16:46:52 Dec 18, 2005 R T

BA VL 5.3 AU 54Mbit/s

Ref 6 dBm

Atten 5 dB

Ext PG -20.8 dB



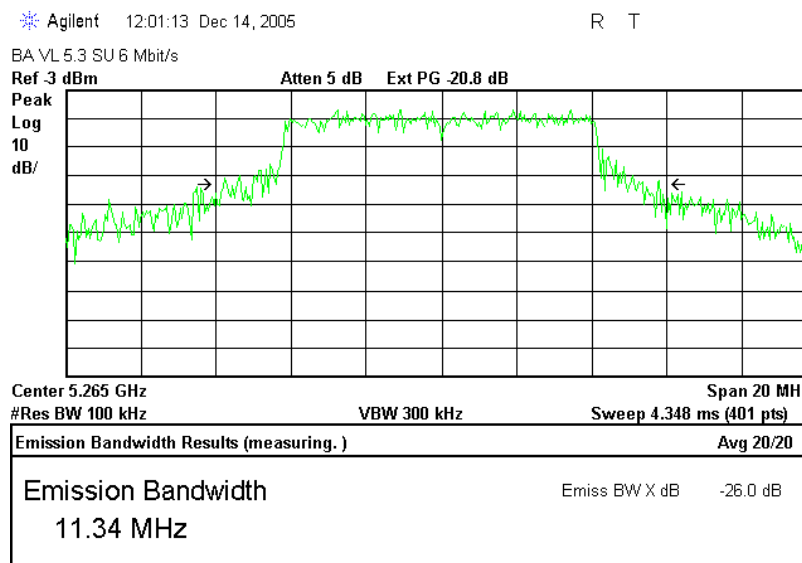
Center 5.33 GHz Span 40 MHz  
 #Res BW 100 kHz #VBW 1 MHz Sweep 8.696 ms (401 pts)

Emission Bandwidth Results (measuring..)		Avg 20/20
Emission Bandwidth	Emiss BW X dB	-26.0 dB
20.41 MHz		

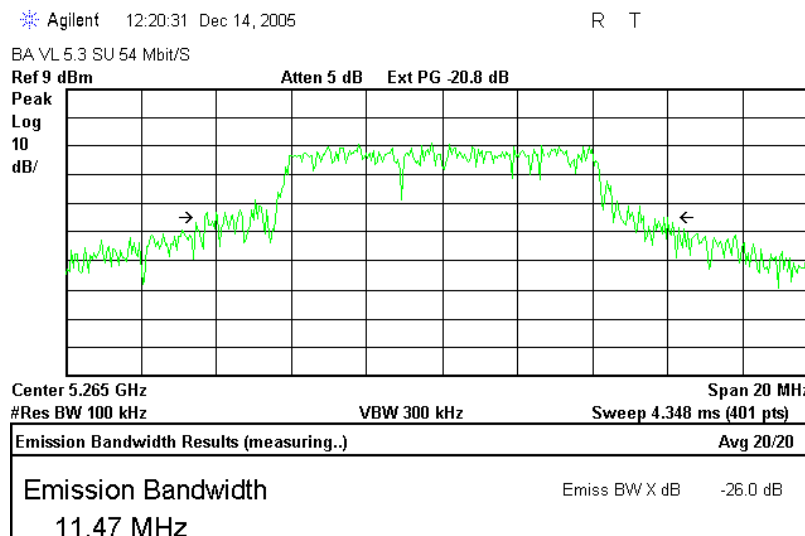


12.1. SU Unit 26 dB - Emissions bandwidth test 15.407 a(2)

Plot 16. Carrier Frequency 5.265 GHz, EBW 10 MHz, PRBS 6 Mbit/s



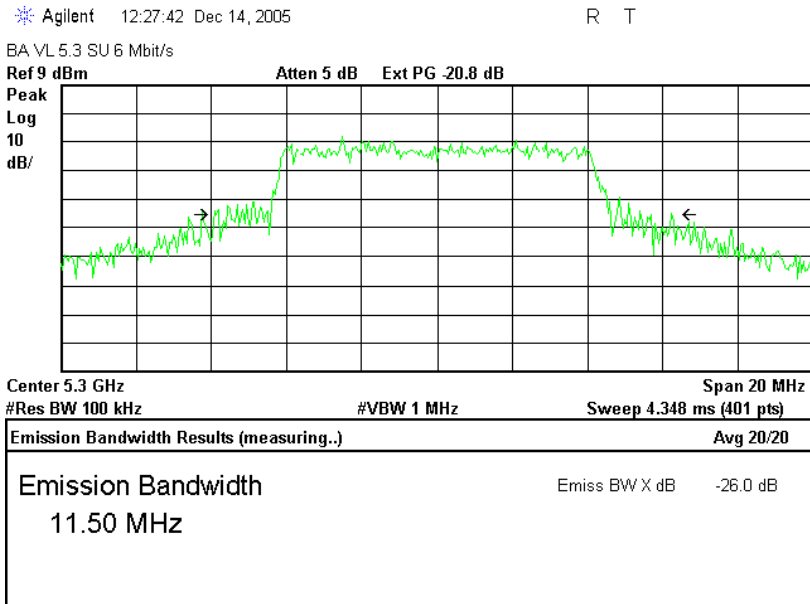
Plot 17. Carrier Frequency 5.265 GHz, EBW 10 MHz, PRBS 54 Mbit/s



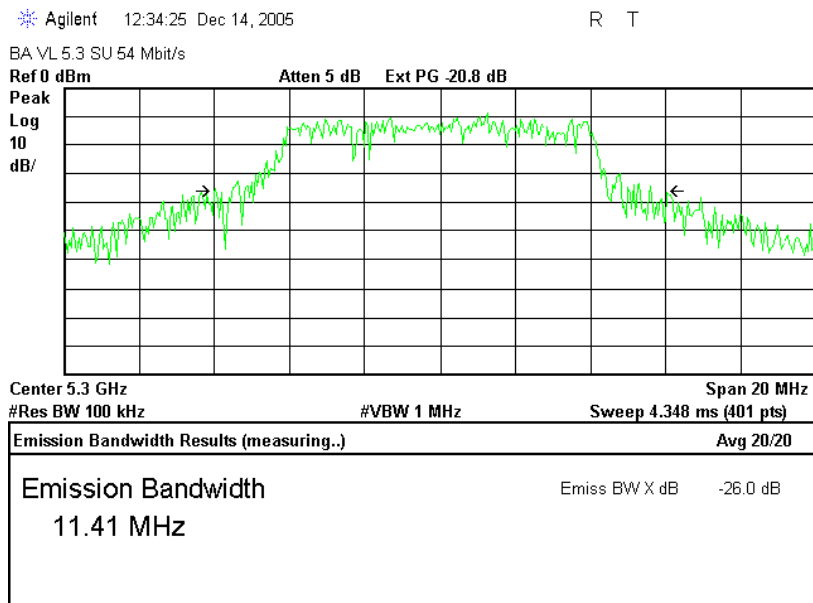


**Test Report No.:** 8612303651 **Page 39 of 164 Pages**  
**Title:** Test on Broadband Wireless Access system: BreezeACCESS VL 5.3 System and Point to Point BreezeNET B system **FCC ID: LKT-VL-53**

**Plot 18.**  
**Carrier Frequency 5.300 GHz, EBW 10 MHz, PRBS 6 Mbit/s**



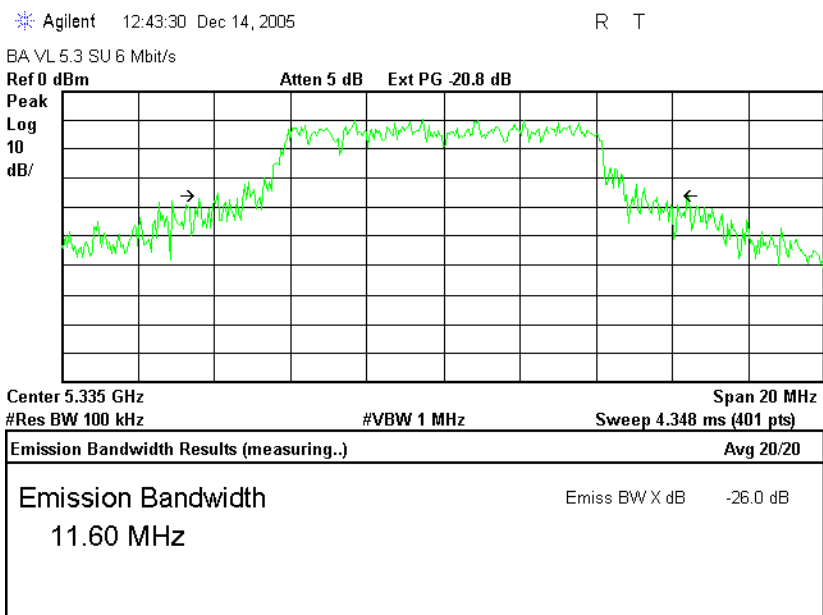
**Plot 19.**  
**Carrier Frequency 5.300 GHz, EBW 10 MHz, PRBS 54 Mbit/s**



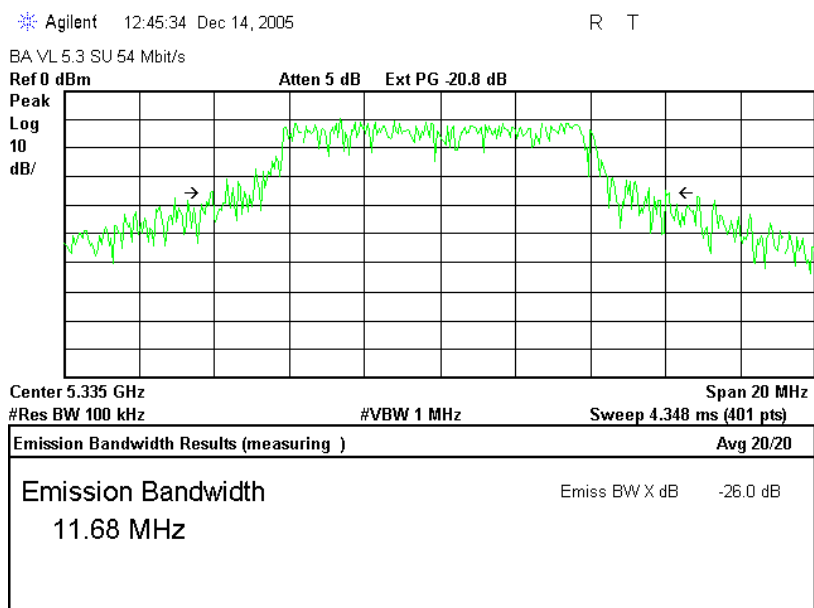




**Plot 20.**  
**Carrier Frequency 5.335 GHz, EBW 10 MHz, PRBS 6 Mbit/s**

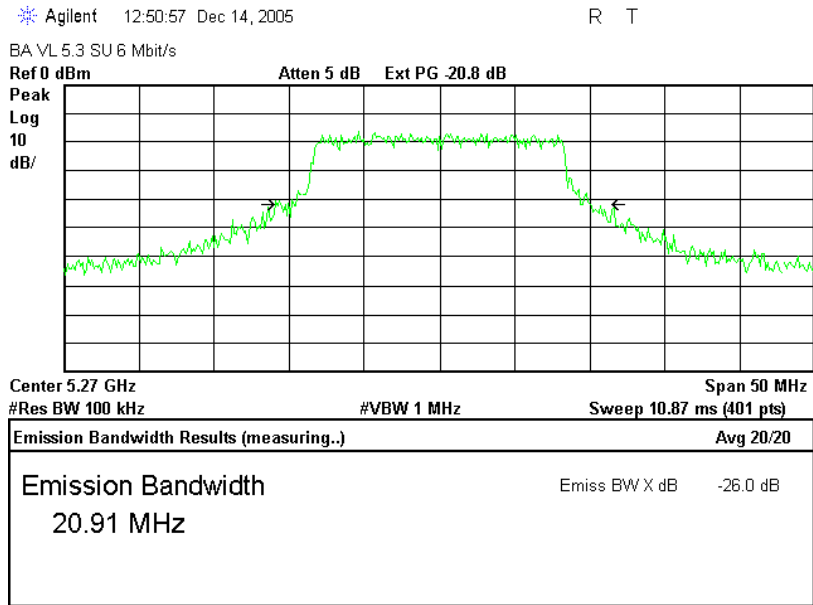


**Plot 21.**  
**Carrier Frequency 5.335 GHz, EBW 10 MHz, PRBS 54 Mbit/s**

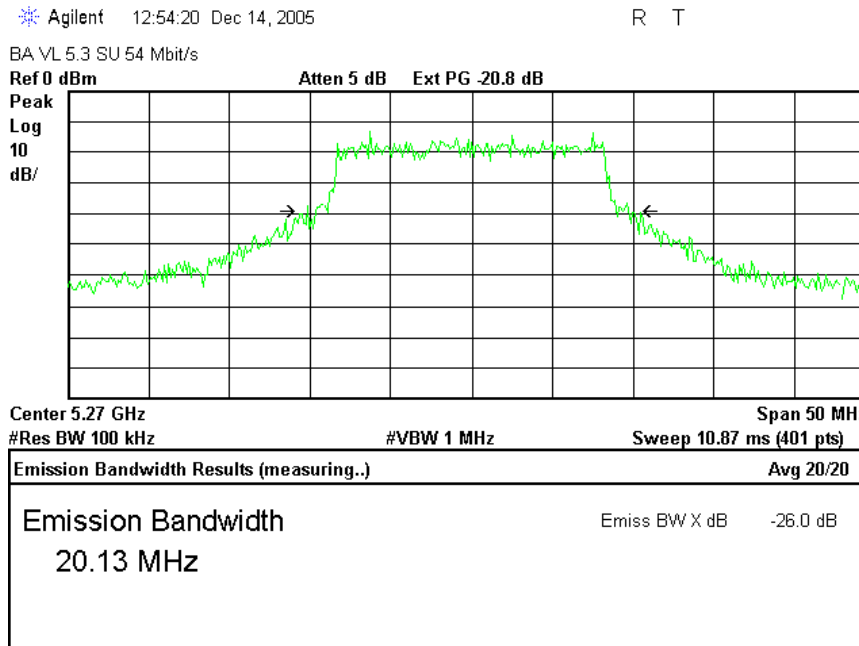




**Plot 22.**  
**Carrier Frequency 5.270 GHz, EBW 20 MHz, PRBS 6 Mbit/s**

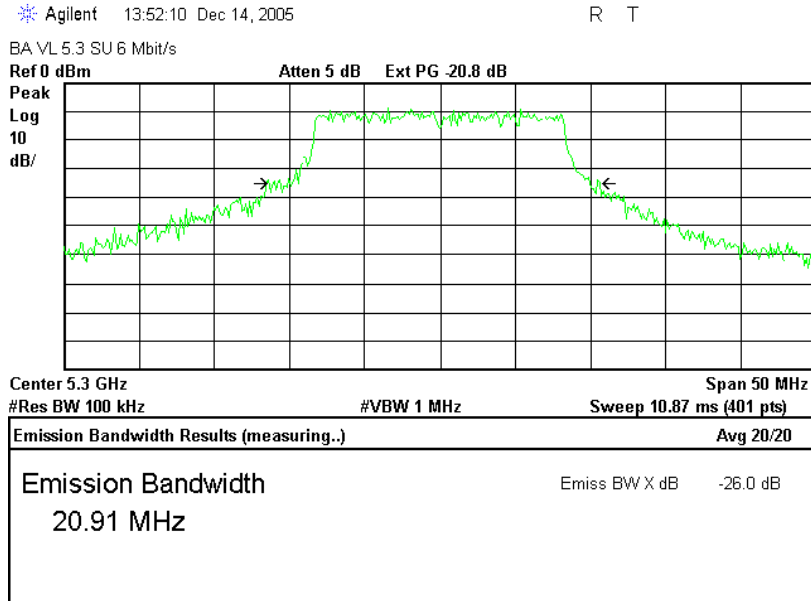


**Plot 23.**  
**Carrier Frequency 5.270 GHz, EBW 20 MHz, PRBS 54 Mbit/s**

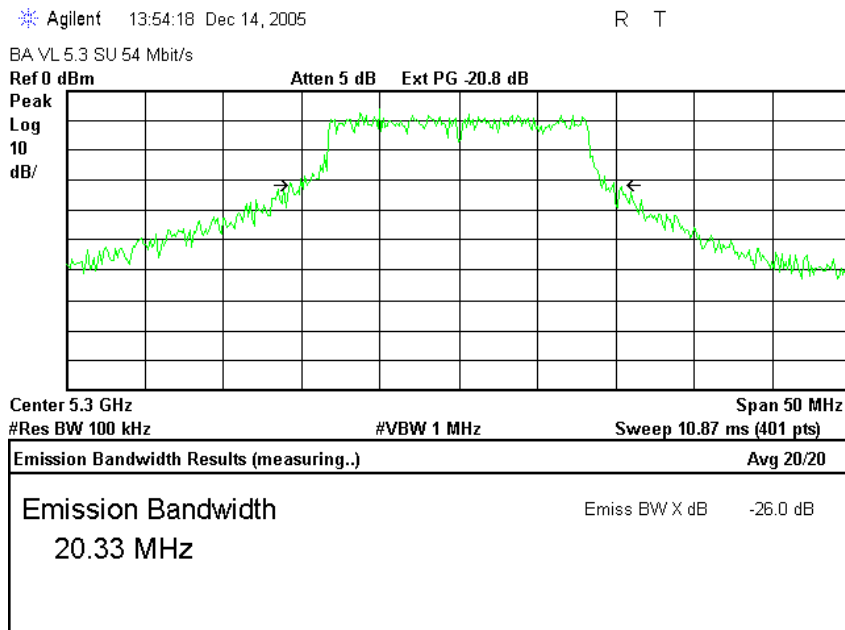




**Plot 24.**  
**Carrier Frequency 5.300 GHz, EBW 20 MHz, PRBS 6 Mbit/s**

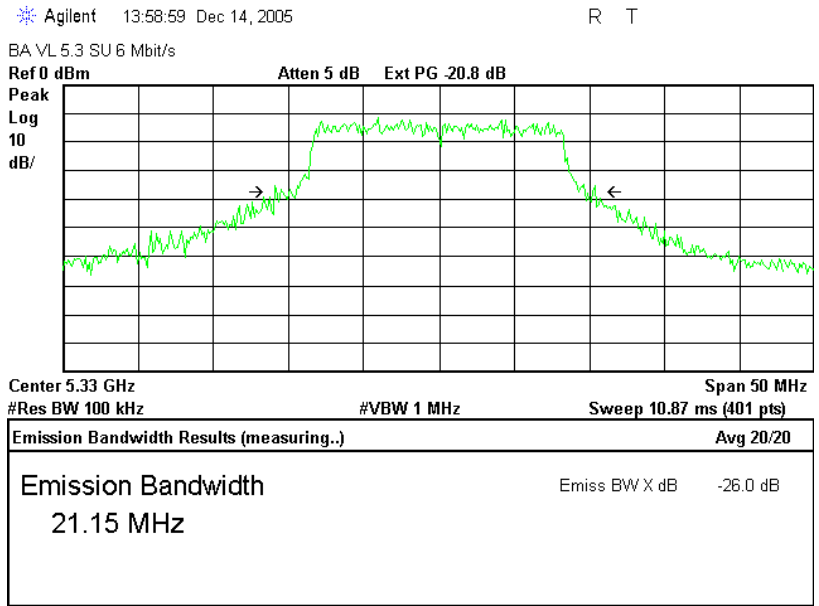


**Plot 25.**  
**Carrier Frequency 5.300 GHz, EBW 20 MHz, PRBS 54 Mbit/s**

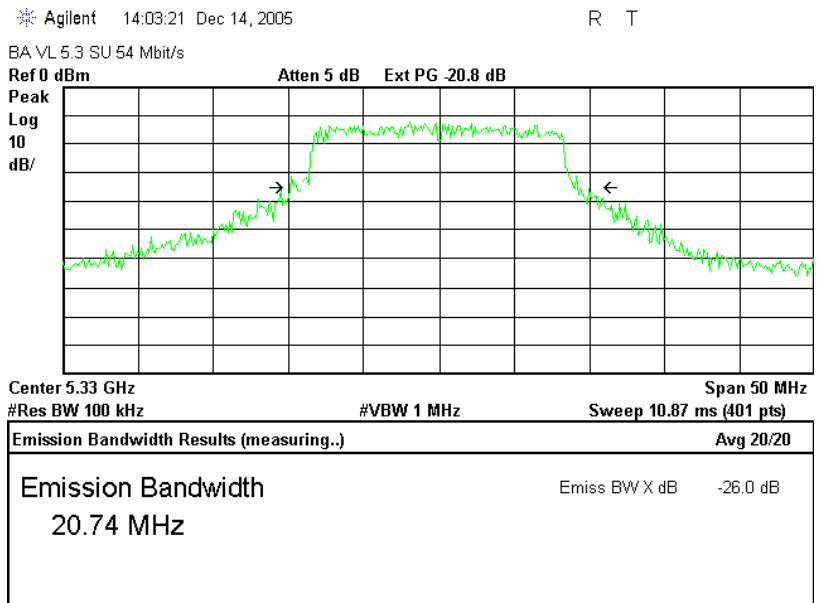




**Plot 26.**  
**Carrier Frequency 5.330 GHz, EBW 20 MHz, PRBS 6 Mbit/s**

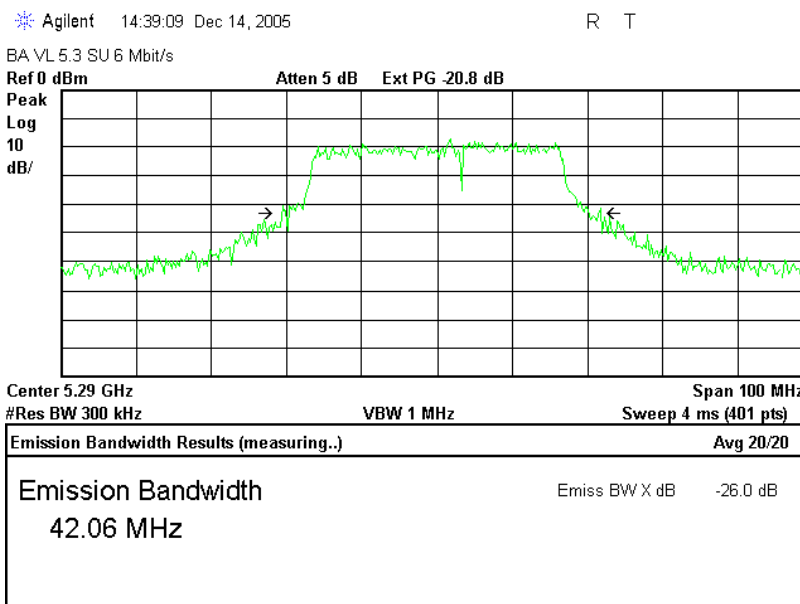


**Plot 27.**  
**Carrier Frequency 5.330 GHz, EBW 20 MHz, PRBS 54 Mbit/s**

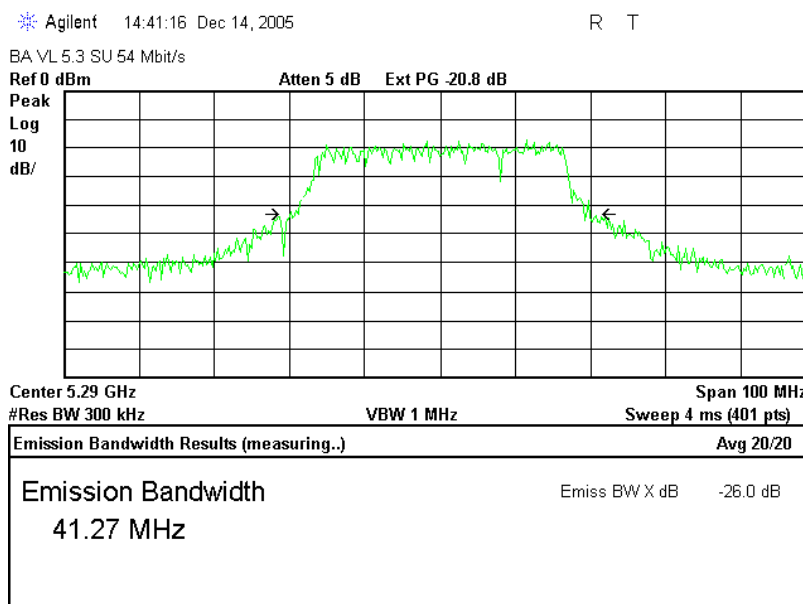




**Plot 28.**  
**Carrier Frequency 5.290 GHz, EBW 40 MHz, PRBS 6 Mbit/s**



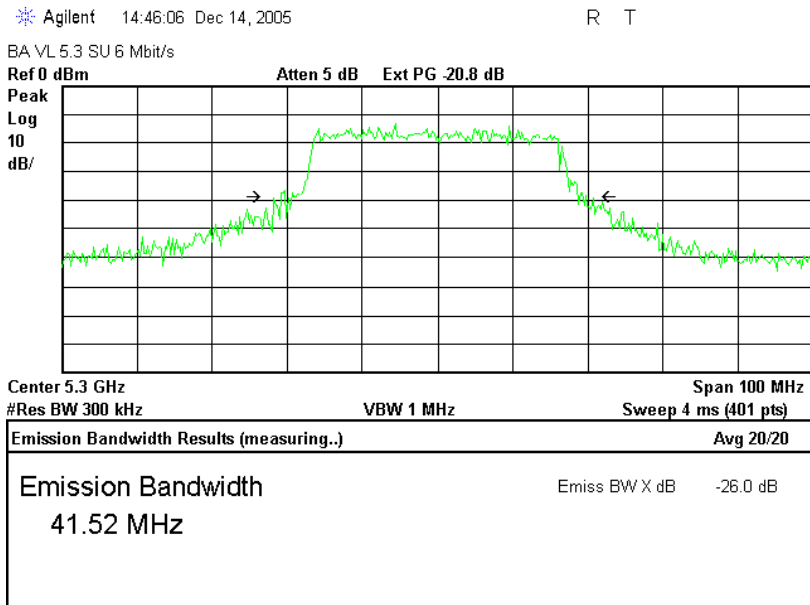
**Plot 29.**  
**Carrier Frequency 5.290 GHz, EBW 40 MHz, PRBS 54 Mbit/s**



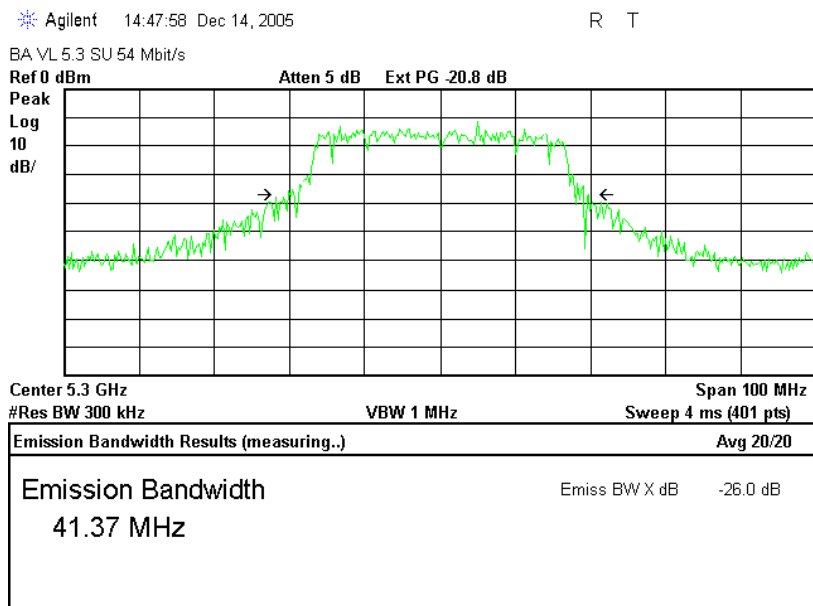


**Test Report No.:** 8612303651 **Page 45 of 164 Pages**  
**Title:** Test on Broadband Wireless Access system: BreezeACCESS VL 5.3 System and Point to Point BreezeNET B system **FCC ID: LKT-VL-53**

**Plot 30.**  
**Carrier Frequency 5.300 GHz, EBW 40 MHz, PRBS 6 Mbit/s**

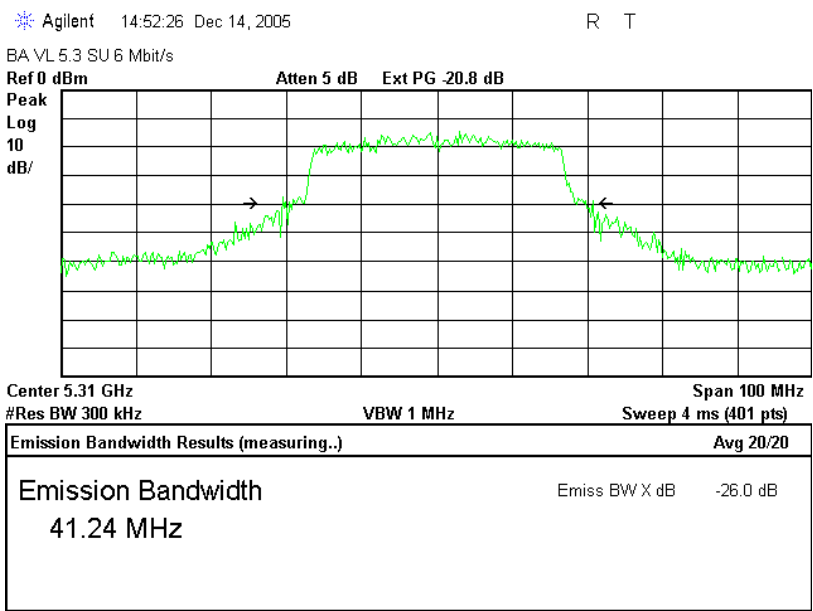


**Plot 31.**  
**Carrier Frequency 5.300 GHz, EBW 40 MHz, PRBS 54 Mbit/s**

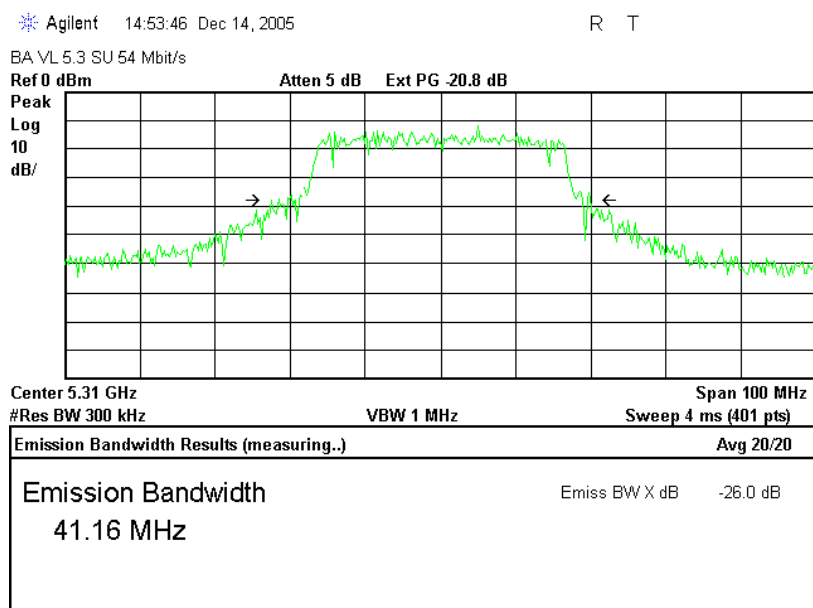




**Plot 32.**  
**Carrier Frequency 5.310 GHz, EBW 40 MHz, PRBS 6 Mbit/s**



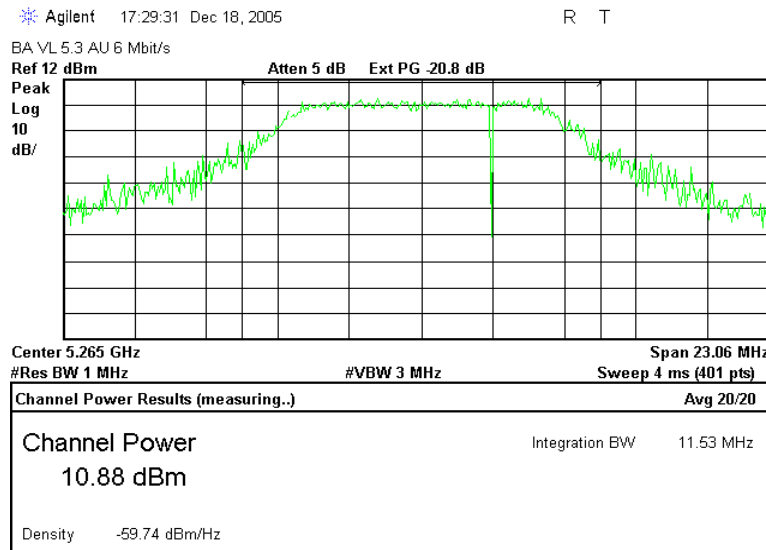
**Plot 33.**  
**Carrier Frequency 5.310 GHz, EBW 40 MHz, PRBS 54 Mbit/s**



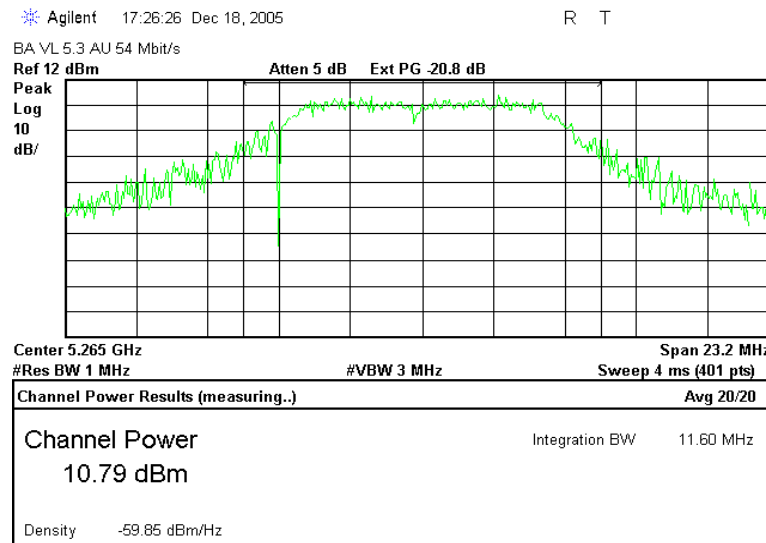


12.2. AU Unit. Antenna 16 dBi - Peak Transmit Power test 15.407a (2)

Plot 34. Carrier Frequency 5.265 GHz, EBW-10 MHz, PRBS 6 Mbit/s



Plot 35. Carrier Frequency 5.265 GHz, EBW- 10 MHz, PRBS 54 Mbit/s







**Plot 36.**  
**Carrier Frequency 5.300 GHz, EBW- 10 MHz, PRBS 6 Mbit/s**

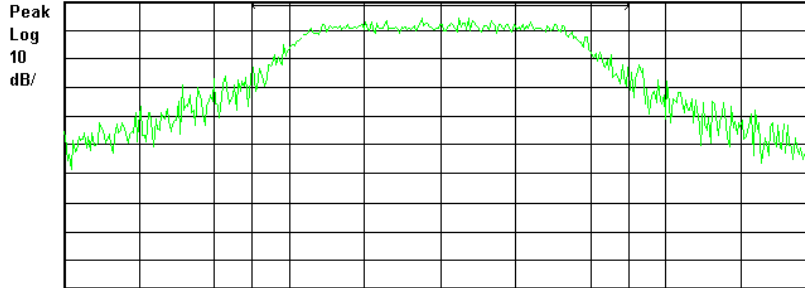
Agilent 17:19:39 Dec 18, 2005

R T

BA VL 5.3 AU 6 Mbit/s

Ref 12 dBm

Atten 5 dB Ext PG -20.8 dB



Center 5.3 GHz Span 23.02 MHz  
 #Res BW 1 MHz #VBW 3 MHz Sweep 4 ms (401 pts)

Channel Power Results (measuring )		Avg 20/20
Channel Power	12.06 dBm	Integration BW 11.51 MHz
Density	-58.55 dBm/Hz	

**Plot 37.**  
**Carrier Frequency 5.300 GHz, EBW-10 MHz, PRBS 54 Mbit/s**

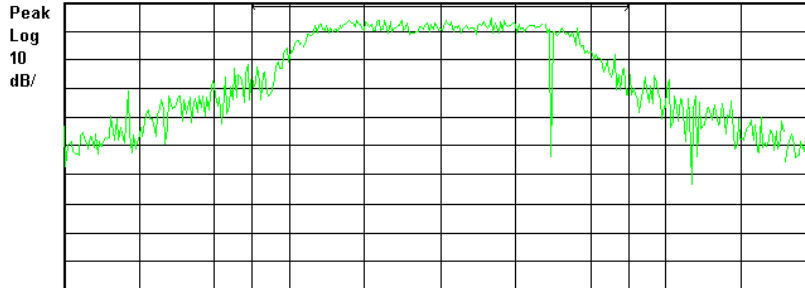
Agilent 17:22:11 Dec 18, 2005

R T

BA VL 5.3 AU 54 Mbit/s

Ref 12 dBm

Atten 5 dB Ext PG -20.8 dB



Center 5.3 GHz Span 23.5 MHz  
 #Res BW 1 MHz #VBW 3 MHz Sweep 4 ms (401 pts)

Channel Power Results (measuring..)		Avg 20/20
Channel Power	12.39 dBm	Integration BW 11.75 MHz
Density	-58.31 dBm/Hz	



**Test Report No.:** 8612303651 **Page 49 of 164 Pages**  
**Title:** Test on Broadband Wireless Access system: BreezeACCESS VL 5.3 System and Point to Point BreezeNET B system **FCC ID:** LKT-VL-53

**Plot 38.**  
**Carrier Frequency 5.335 GHz. EBW- 10 MHz, PRBS 6 Mbit/s**

Agilent 17:16:08 Dec 18, 2005

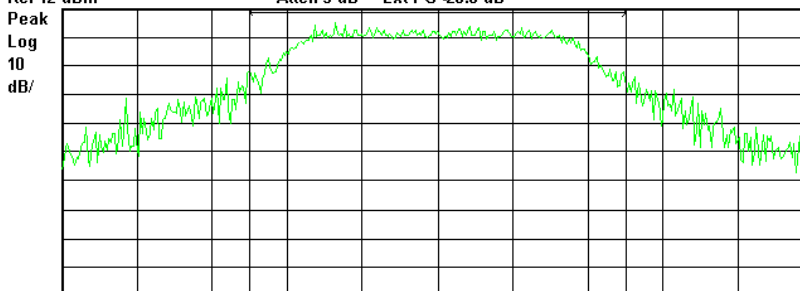
R T

BA VL 5.3 AU 6 Mbit/s

Ref 12 dBm

Atten 5 dB

Ext PG -20.8 dB



Center 5.335 GHz Span 22.58 MHz  
 #Res BW 1 MHz #VBW 3 MHz Sweep 4 ms (401 pts)

Channel Power Results (measuring..)		Avg 20/20
Channel Power		Integration BW 11.29 MHz
11.99 dBm		
Density	-58.53 dBm/Hz	

**Plot 39.**  
**Carrier Frequency 5.335 GHz. EBW- 10 MHz, PRBS 54 Mbit/s**

Agilent 17:13:37 Dec 18, 2005

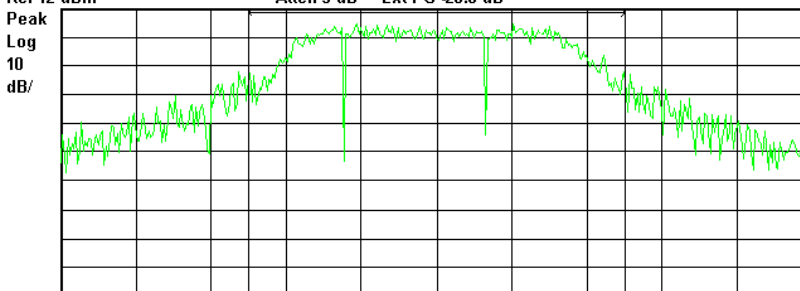
R T

BA VL 5.3 AU 54 Mbit/s

Ref 12 dBm

Atten 5 dB

Ext PG -20.8 dB



Center 5.335 GHz Span 23.32 MHz  
 #Res BW 1 MHz VBW 3 MHz Sweep 4 ms (401 pts)

Channel Power Results (measuring..)		Avg 20/20
Channel Power		Integration BW 11.66 MHz
12.31 dBm		
Density	-58.36 dBm/Hz	



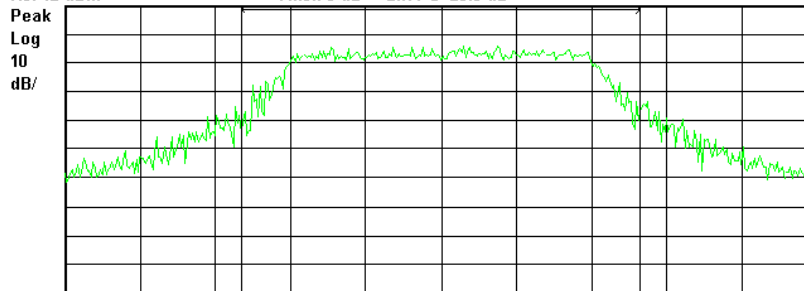
**Plot 40.**  
**Carrier Frequency 5.270 GHz, EBW-20 MHz, PRBS 6 Mbit/s**

\* Agilent 17:35:58 Dec 18, 2005 R T

BA VL 5.3 AU 6 Mbit/s

Ref 12 dBm

Atten 5 dB Ext PG -20.8 dB



Center 5.27 GHz Span 40 MHz  
 #Res BW 1 MHz #VBW 3 MHz Sweep 4 ms (401 pts)

Channel Power Results (measuring..)		Avg 20/20
Channel Power	6.26 dBm	Integration BW 21.17 MHz
Density	-67.00 dBm/Hz	

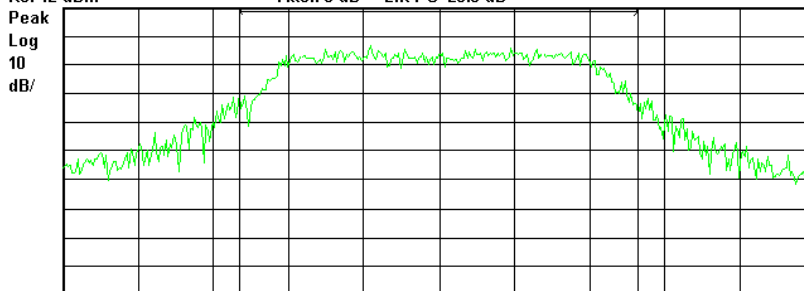
**Plot 41.**  
**Carrier Frequency 5.270 GHz, EBW-20MHz, PRBS 54 Mbit/s**

\* Agilent 17:37:36 Dec 18, 2005 R T

BA VL 5.3 AU 54Mbit/s

Ref 12 dBm

Atten 5 dB Ext PG -20.8 dB

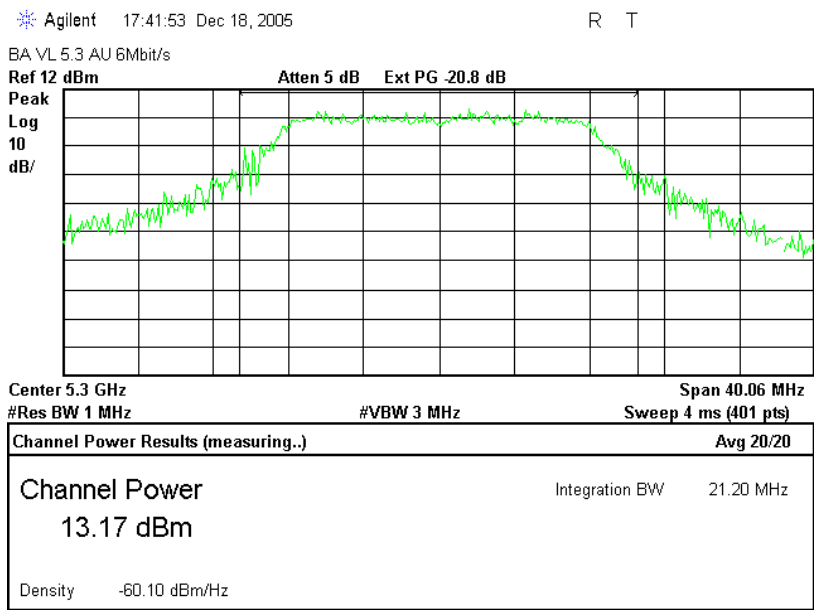


Center 5.27 GHz Span 36.49 MHz  
 #Res BW 1 MHz #VBW 3 MHz Sweep 4 ms (401 pts)

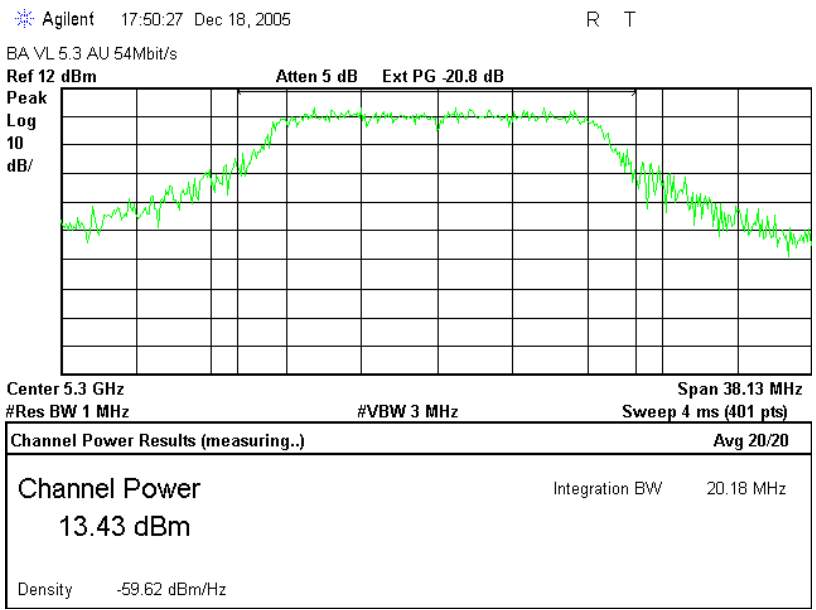
Channel Power Results (measuring..)		Avg 20/20
Channel Power	6.72 dBm	Integration BW 20.37 MHz
Density	-66.37 dBm/Hz	



Plot 42.  
**Carrier Frequency 5.300 GHz, EBW-20 MHz, PRBS 6 Mbit/s**

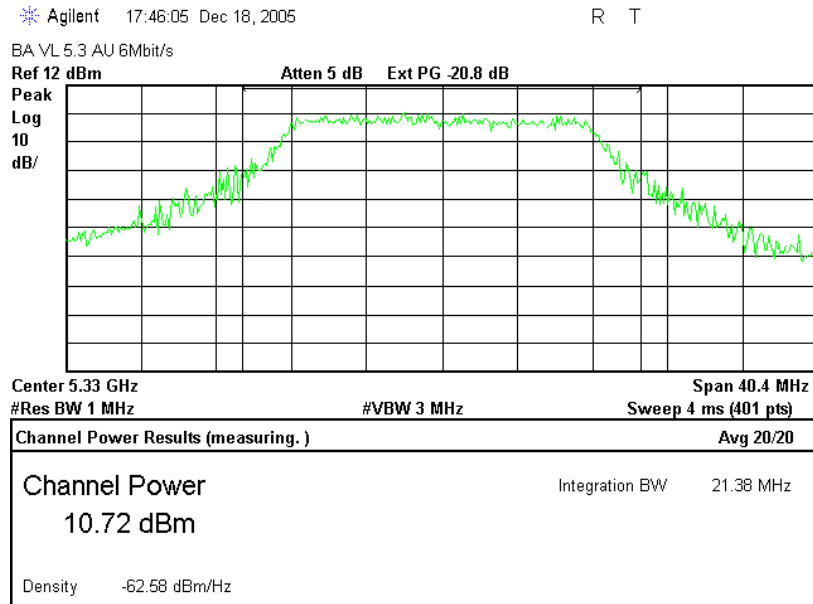


Plot 43.  
**Carrier Frequency 5.300 GHz, EBW-20 MHz, PRBS 54 Mbit/s**

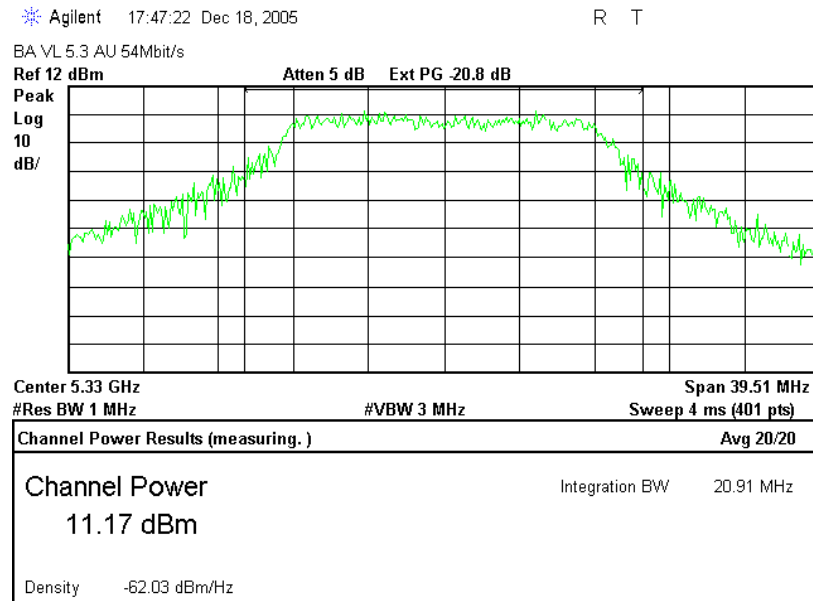




Plot 44.  
Carrier Frequency 5.330 GHz, EBW-20 MHz, PRBS 6 Mbit/s



Plot 45.  
Carrier Frequency 5.330 GHz, EBW-20MHz, PRBS 54 Mbit/s

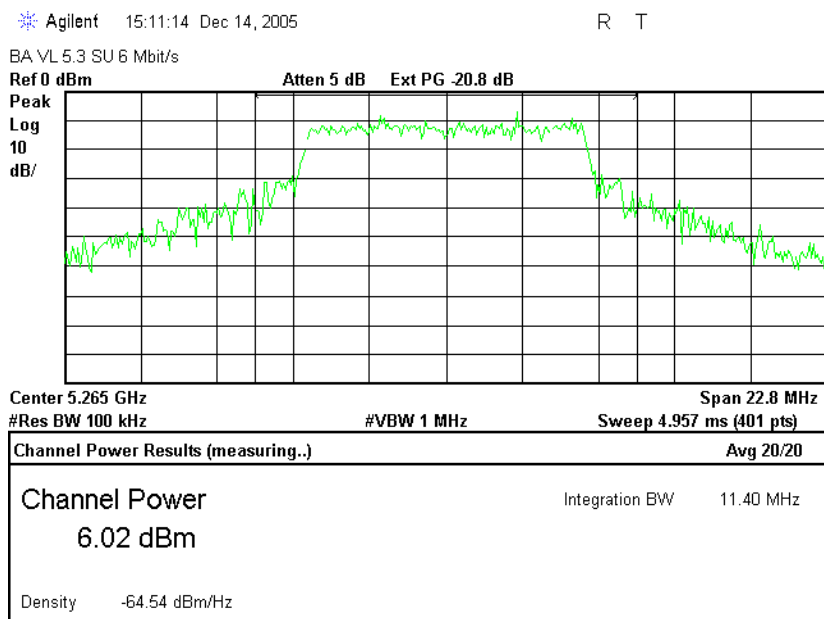




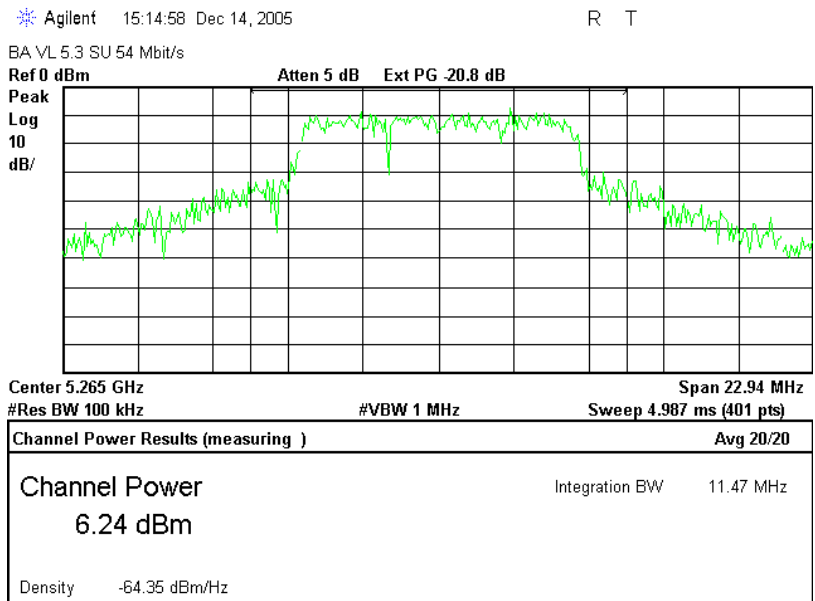
<b>Test Report No.:</b> 8612303651	<b>Page 53 of 164 Pages</b>
<b>Title:</b> Test on Broadband Wireless Access system: BreezeACCESS VL 5.3 System and Point to Point BreezeNET B system	
	<b>FCC ID:</b> LKT-VL-53

12.3. SU Unit. Antenna 21 dBi - Peak Transmit Power test 15.407a (2)

Plot 46. Carrier Frequency 5.265 GHz, EBW-10 MHz, PRBS 6 Mbit/s



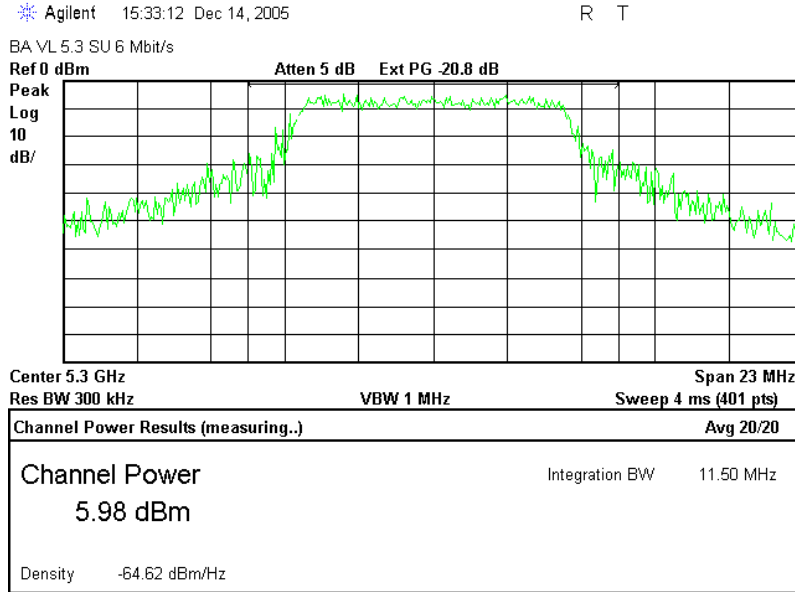
Plot 47. Carrier Frequency 5.265 GHz, EBW-10MHz, PRBS 54 Mbit/s



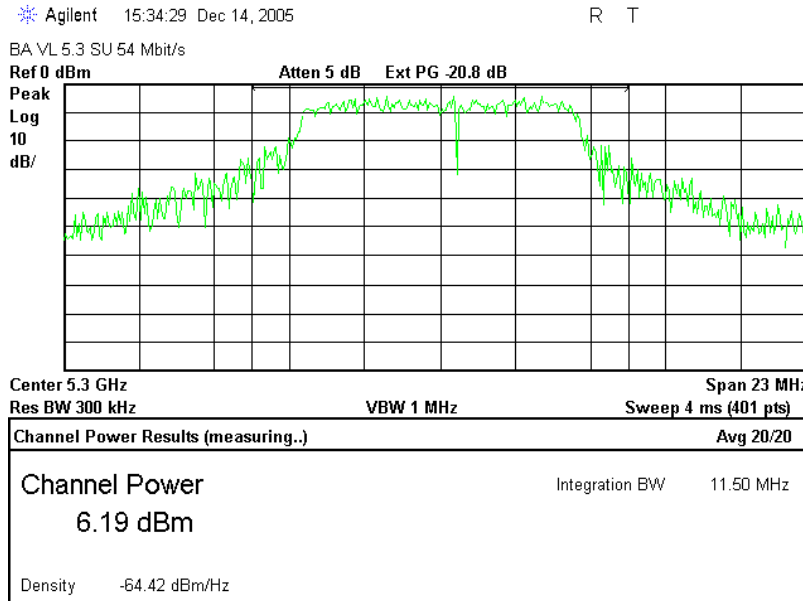


**Test Report No.:** 8612303651 **Page 54 of 164 Pages**  
**Title:** Test on Broadband Wireless Access system: BreezeACCESS VL 5.3 System and Point to Point BreezeNET B system **FCC ID: LKT-VL-53**

**Plot 48.**  
**Carrier Frequency 5.300 GHz, EBW-10 MHz, PRBS 6 Mbit/s**



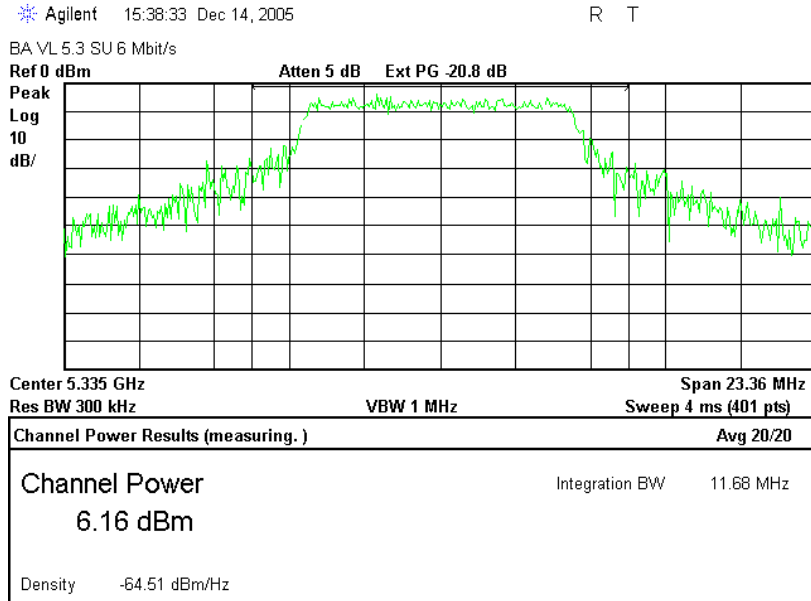
**Plot 49.**  
**Carrier Frequency 5.300 GHz, EBW-10MHz, PRBS 54 Mbit/s**



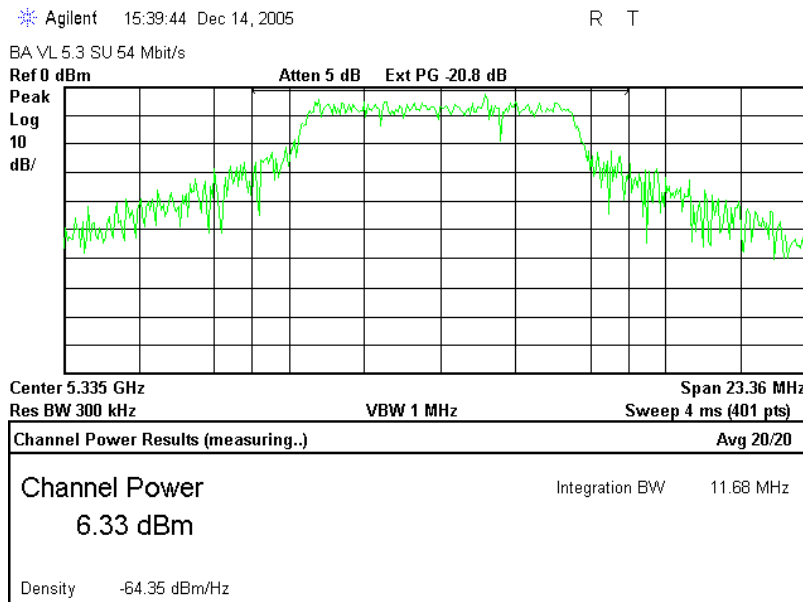


**Test Report No.:** 8612303651 **Page 55 of 164 Pages**  
**Title:** Test on Broadband Wireless Access system: BreezeACCESS VL 5.3 System and Point to Point BreezeNET B system **FCC ID: LKT-VL-53**

**Plot 50.**  
**Carrier Frequency 5.335 GHz, EBW-10 MHz, PRBS 6 Mbit/s**



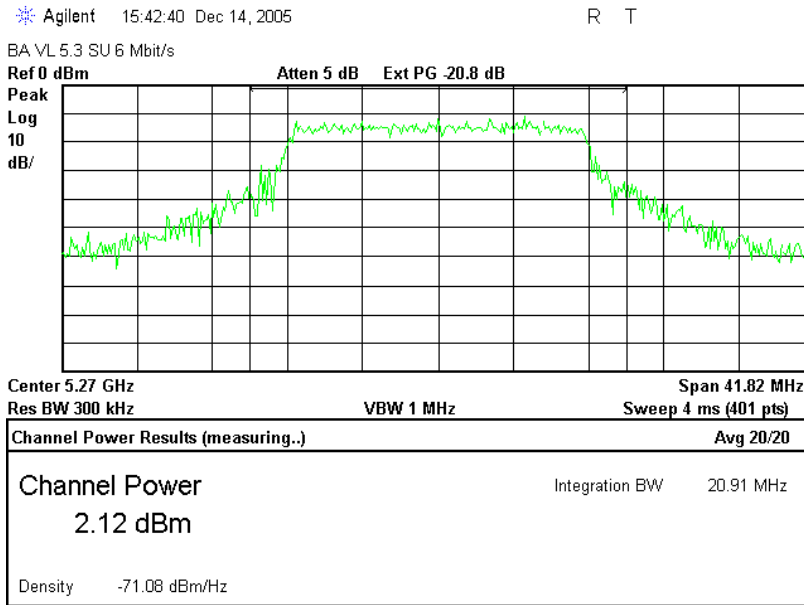
**Plot 51.**  
**Carrier Frequency 5.335 GHz, EBW-10MHz, PRBS 54 Mbit/s**



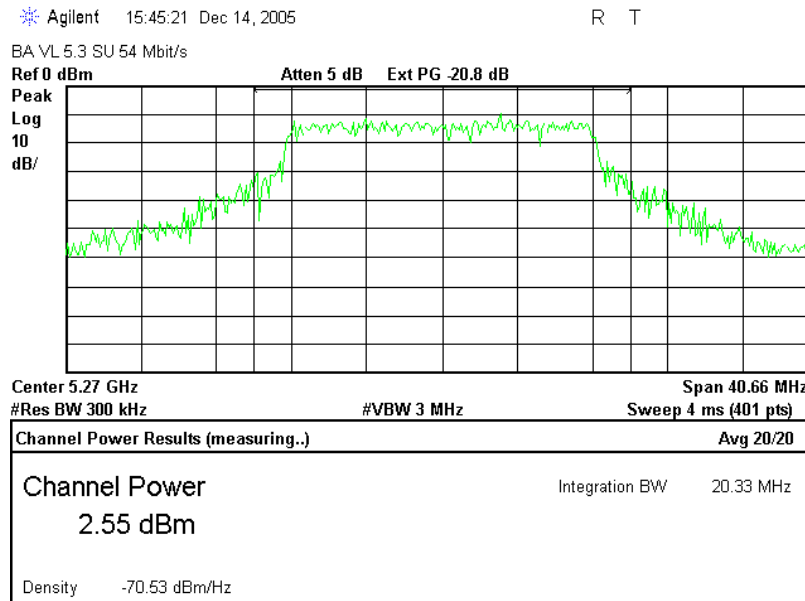




**Plot 52.**  
**Carrier Frequency 5.270 GHz, EBW-20 MHz, PRBS 6 Mbit/s**



**Plot 53.**  
**Carrier Frequency 5.270 GHz, EBW-20MHz, PRBS 54 Mbit/s**





**Plot 54.**  
**Carrier Frequency 5.300 GHz, EBW-20 MHz, PRBS 6 Mbit/s**

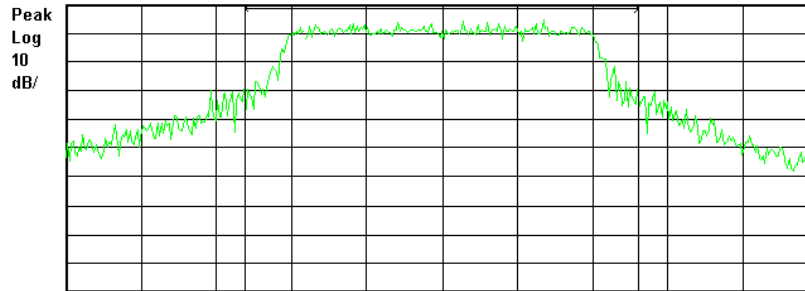
Agilent 12:11:08 Dec 15, 2005

R T

BA VL 5.3 SU 5.3 6 Mbit/s

Ref 0 dBm

Atten 5 dB Ext PG -20.8 dB



Center 5.3 GHz Span 40 MHz  
 #Res BW 300 kHz #VBW 3 MHz Sweep 4 ms (401 pts)

Channel Power Results (measuring..)		Avg 20/20
Channel Power	7.71 dBm	Integration BW 20.91 MHz
Density	-65.50 dBm/Hz	

**Plot 55.**  
**Carrier Frequency 5.300 GHz, EBW-20MHz, PRBS 54 Mbit/s**

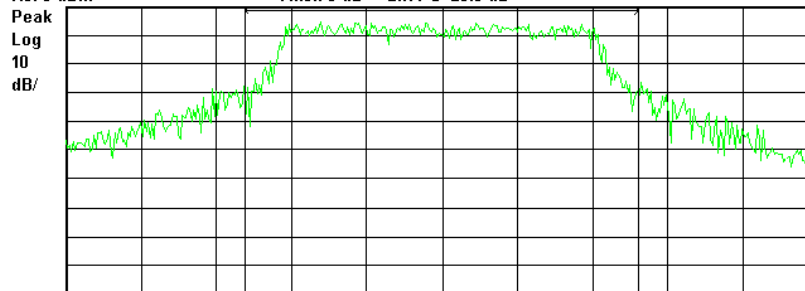
Agilent 12:08:23 Dec 15, 2005

R T

BA VL 5.3 SU 5.3 54 Mbit/s

Ref 0 dBm

Atten 5 dB Ext PG -20.8 dB



Center 5.3 GHz Span 38.89 MHz  
 #Res BW 300 kHz #VBW 3 MHz Sweep 4 ms (401 pts)

Channel Power Results (measuring..)		Avg 20/20
Channel Power	8.48 dBm	Integration BW 20.33 MHz
Density	-64.60 dBm/Hz	

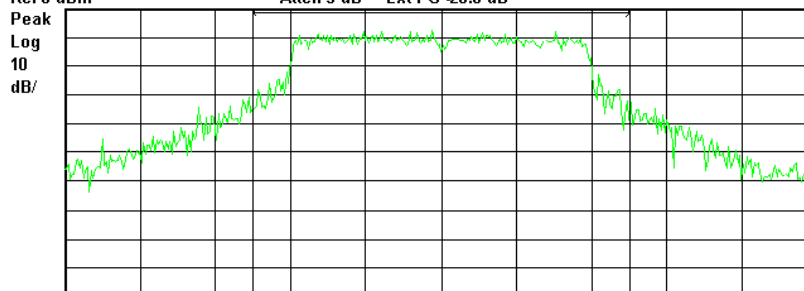


**Plot 56.**  
**Carrier Frequency 5.330 GHz, EBW-20 MHz, PRBS 6 Mbit/s**

Agilent 16:02:36 Dec 14, 2005 R T

BA VL 5.3 SU 6 Mbit/s

Ref 0 dBm Atten 5 dB Ext PG -20.8 dB



Center 5.33 GHz Span 42.3 MHz  
 #Res BW 300 kHz VBW 1 MHz Sweep 4 ms (401 pts)

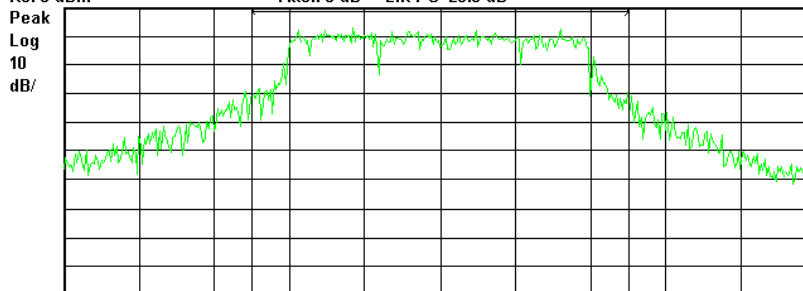
Channel Power Results (measuring..)		Avg 20/20
Channel Power	Integration BW	21.15 MHz
5.95 dBm		
Density		-67.30 dBm/Hz

**Plot 57.**  
**Carrier Frequency 5.330 GHz, EBW-20MHz, PRBS 54 Mbit/s**

Agilent 16:03:58 Dec 14, 2005 R T

BA VL 5.3 SU 54 Mbit/s

Ref 0 dBm Atten 5 dB Ext PG -20.8 dB

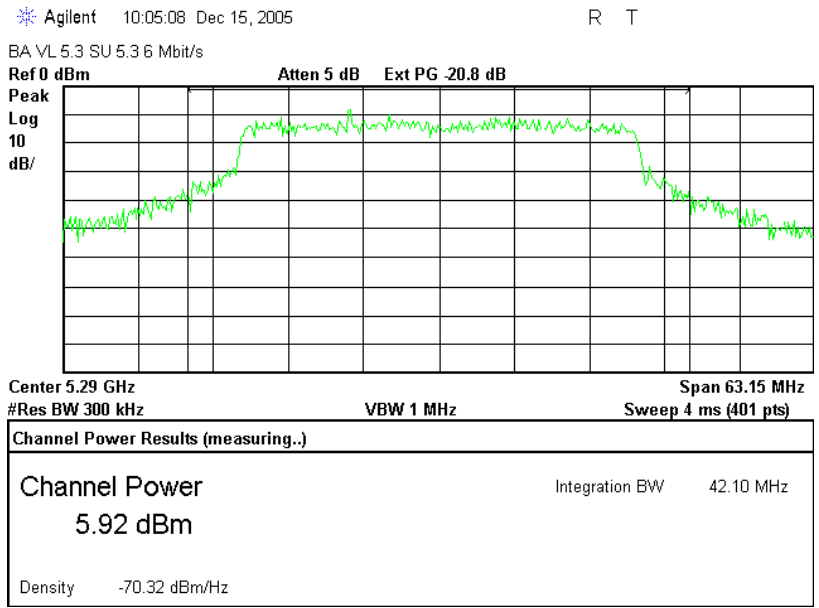


Center 5.33 GHz Span 41.48 MHz  
 #Res BW 300 kHz VBW 1 MHz Sweep 4 ms (401 pts)

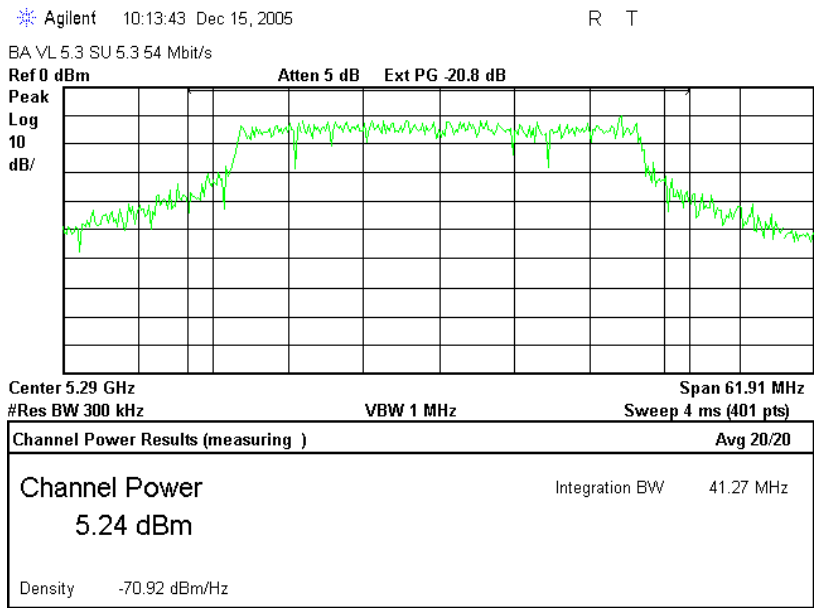
Channel Power Results (measuring..)		Avg 20/20
Channel Power	Integration BW	20.74 MHz
6.08 dBm		
Density		-67.09 dBm/Hz



**Plot 58.**  
**Carrier Frequency 5.290 GHz, EBW-40 MHz, PRBS 6 Mbit/s**



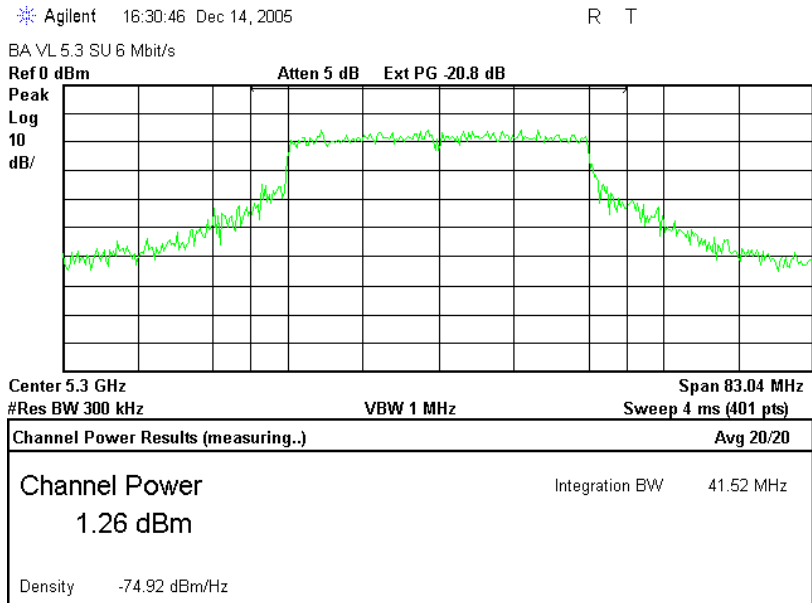
**Plot 59.**  
**Carrier Frequency 5.290 GHz, EBW-40 MHz, PRBS 54 Mbit/s**



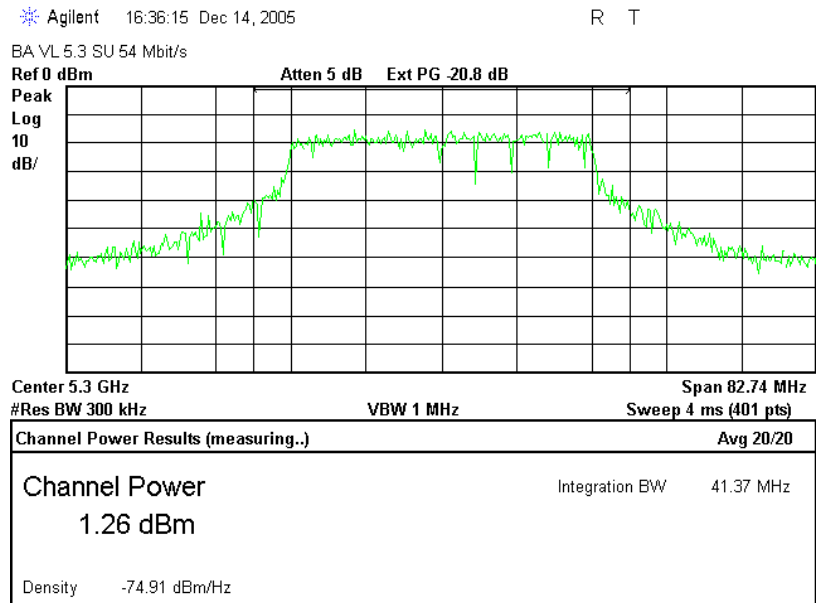


**Test Report No.:** 8612303651 **Page 60 of 164 Pages**  
**Title:** Test on Broadband Wireless Access system: BreezeACCESS VL 5.3 System and Point to Point BreezeNET B system **FCC ID:** LKT-VL-53

**Plot 60.**  
**Carrier Frequency 5.300 GHz, EBW-40 MHz, PRBS 6 Mbit/s**

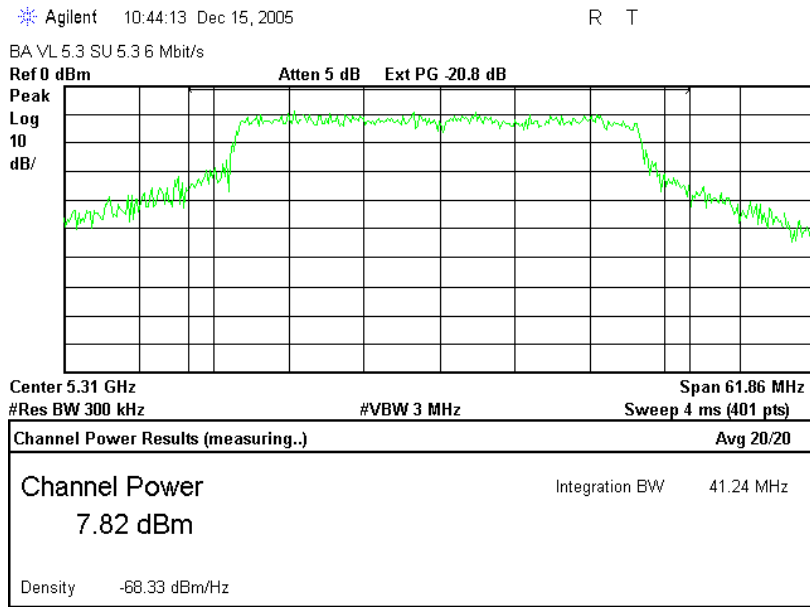


**Plot 61.**  
**Carrier Frequency 5.300 GHz, EBW-40 MHz, PRBS 54 Mbit/s**

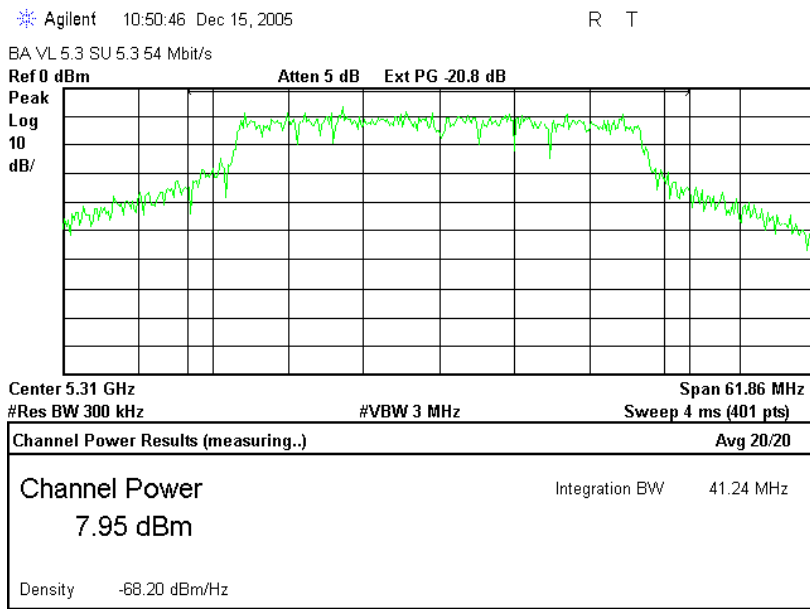




**Plot 62.**  
**Carrier Frequency 5.310 GHz, EBW-40 MHz, PRBS 6 Mbit/s**



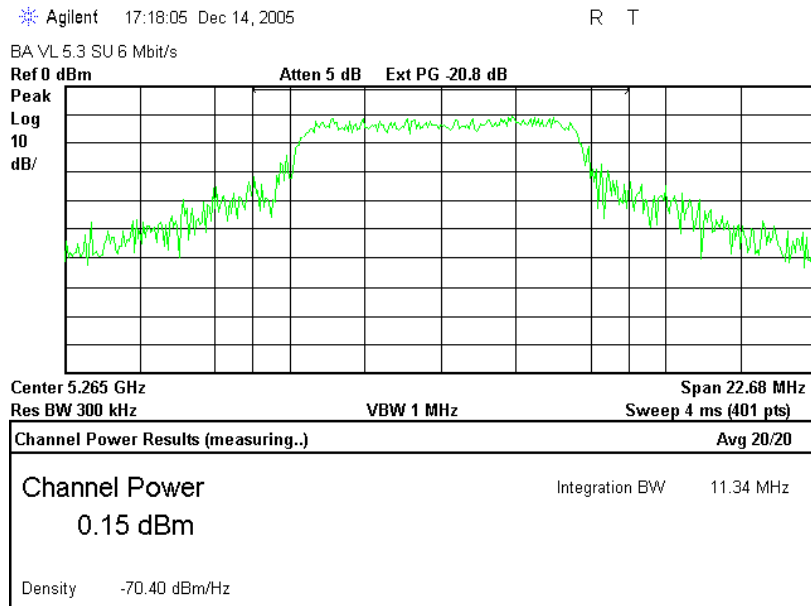
**Plot 63.**  
**Carrier Frequency 5.310 GHz, EBW-40 MHz, PRBS 54 Mbit/s**



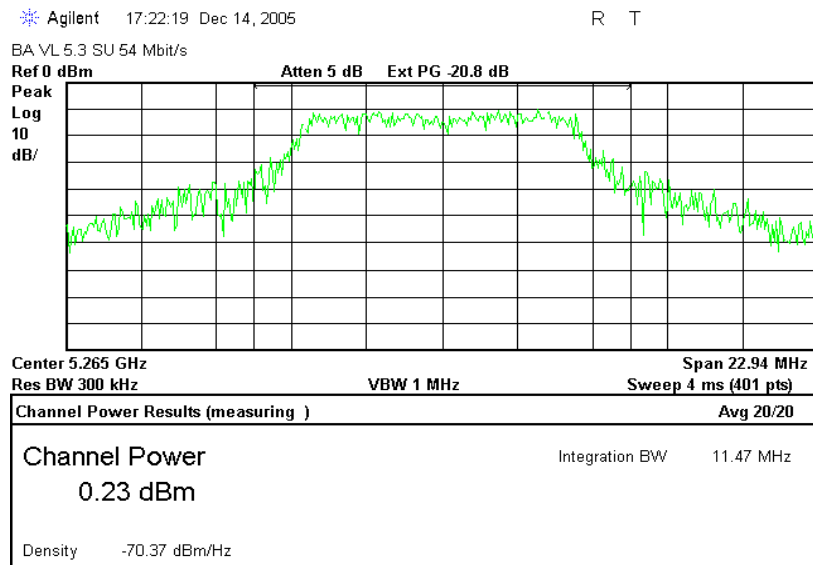


**12.4. SU Unit. Antenna 28 dBi - Peak Transmit Power test 15.407a (2)**

**Plot 64.**  
**Carrier Frequency 5.265 GHz, EBW-10 MHz, PRBS 6 Mbit/s**

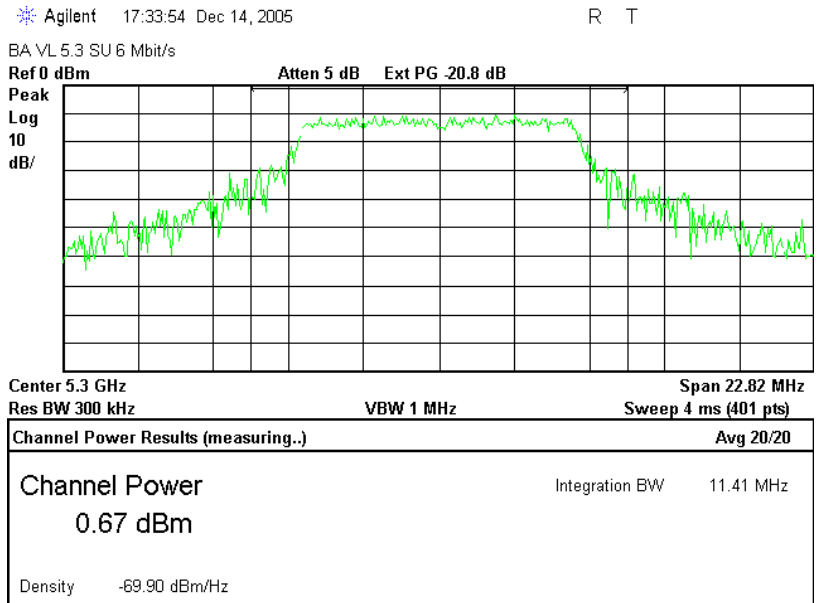


**Plot 65.**  
**Carrier Frequency 5.265 GHz, EBW-10 MHz, PRBS 54 Mbit/s**

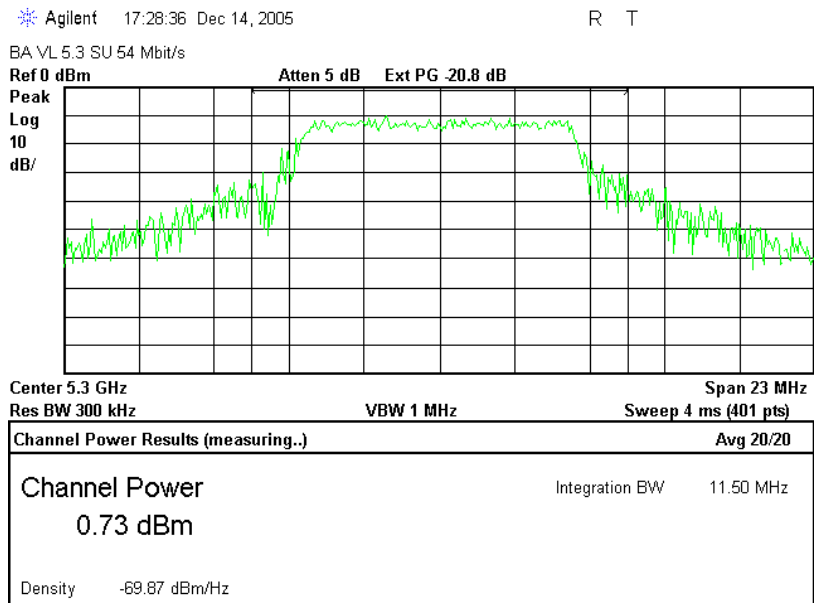




**Plot 66.**  
**Carrier Frequency 5.300 GHz, EBW-10 MHz, PRBS 6 Mbit/s**



**Plot 67.**  
**Carrier Frequency 5.300 GHz, EBW-10 MHz, PRBS 54 Mbit/s**





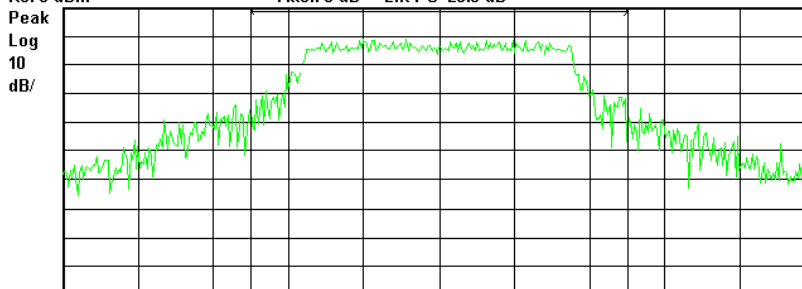


**Plot 68.**  
**Carrier Frequency 5.335 GHz, EBW-10 MHz, PRBS 6 Mbit/s**

\* Agilent 17:36:52 Dec 14, 2005 R T

BA VL 5.3 SU 6 Mbit/s

Ref 0 dBm Atten 5 dB Ext PG -20.8 dB



Center 5.335 GHz Span 23.36 MHz  
 Res BW 300 kHz VBW 1 MHz Sweep 4 ms (401 pts)

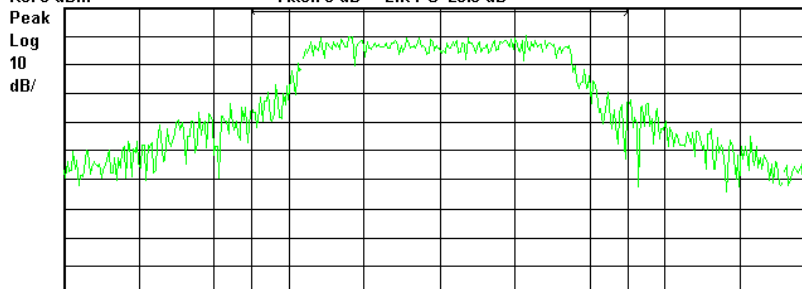
Channel Power Results (measuring..)		Avg 20/20
Channel Power	0.16 dBm	Integration BW 11.68 MHz
Density	-70.51 dBm/Hz	

**Plot 69.**  
**Carrier Frequency 5.335 GHz, EBW-10 MHz, PRBS 54 Mbit/s**

\* Agilent 17:38:02 Dec 14, 2005 R T

BA VL 5.3 SU 54 Mbit/s

Ref 0 dBm Atten 5 dB Ext PG -20.8 dB



Center 5.335 GHz Span 23.36 MHz  
 Res BW 300 kHz VBW 1 MHz Sweep 4 ms (401 pts)

Channel Power Results (measuring..)		Avg 20/20
Channel Power	0.48 dBm	Integration BW 11.68 MHz
Density	-70.20 dBm/Hz	



**Plot 70.**  
**Carrier Frequency 5.270 GHz, EBW-20 MHz, PRBS 6 Mbit/s**

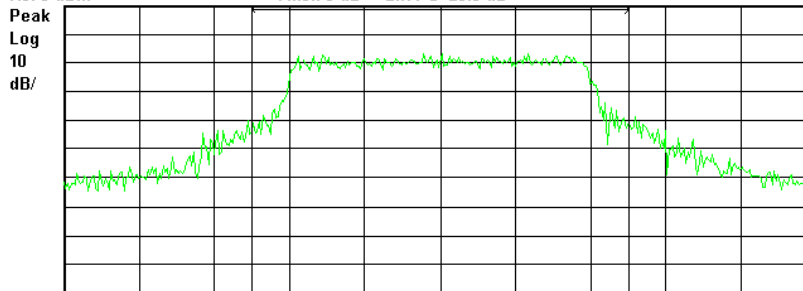
Agilent 17:51:38 Dec 14, 2005

R T

BA VL 5.3 SU 6 Mbit/s

Ref 0 dBm

Atten 5 dB Ext PG -20.8 dB



Center 5.27 GHz Span 41.82 MHz  
 Res BW 300 kHz VBW 1 MHz Sweep 4 ms (401 pts)

Channel Power Results (measuring..)		Avg 20/20
Channel Power	-2.74 dBm	Integration BW 20.91 MHz
Density	-75.94 dBm/Hz	

**Plot 71.**  
**Carrier Frequency 5.270 GHz, EBW-20 MHz, PRBS 54 Mbit/s**

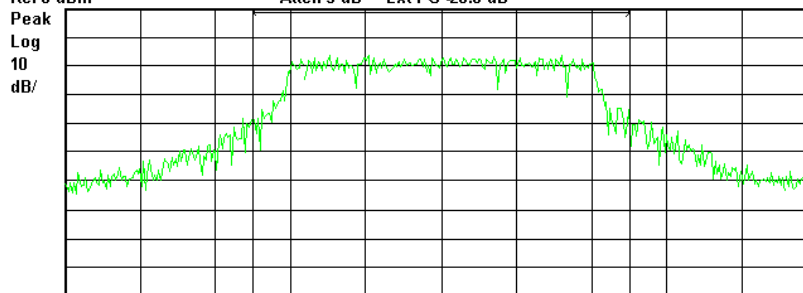
Agilent 17:56:33 Dec 14, 2005

R T

BA VL 5.3 SU 54 Mbit/s

Ref 0 dBm

Atten 5 dB Ext PG -20.8 dB



Center 5.27 GHz Span 40.26 MHz  
 #Res BW 300 kHz VBW 1 MHz Sweep 4 ms (401 pts)

Channel Power Results (measuring..)		Avg 20/20
Channel Power	-2.53 dBm	Integration BW 20.13 MHz
Density	-75.57 dBm/Hz	



**Plot 72.**  
**Carrier Frequency 5.300 GHz, EBW-20 MHz, PRBS 6 Mbit/s**

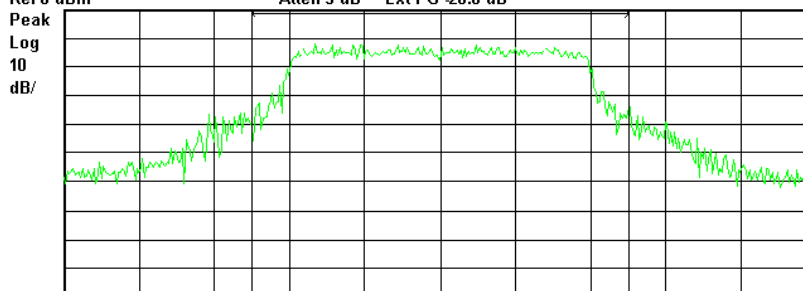
Agilent 18:03:18 Dec 14, 2005

R T

BA VL 5.3 SU 6 Mbit/s

Ref 0 dBm

Atten 5 dB Ext PG -20.8 dB



Center 5.3 GHz Span 41.82 MHz  
 Res BW 300 kHz VBW 1 MHz Sweep 4 ms (401 pts)

Channel Power Results (measuring..)		Avg 20/20
Channel Power	1.55 dBm	Integration BW 20.91 MHz
Density	-71.68 dBm/Hz	

**Plot 73.**  
**Carrier Frequency 5.300 GHz, EBW-20 MHz, PRBS 54 Mbit/s**

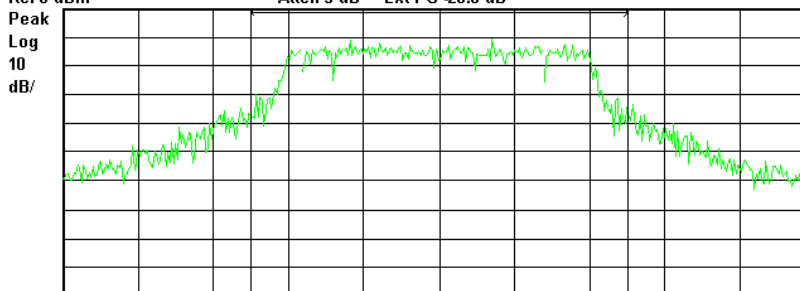
Agilent 18:06:19 Dec 14, 2005

R T

BA VL 5.3 SU 54 Mbit/s

Ref 0 dBm

Atten 5 dB Ext PG -20.8 dB



Center 5.3 GHz Span 40.66 MHz  
 Res BW 300 kHz VBW 1 MHz Sweep 4 ms (401 pts)

Channel Power Results (measuring..)		Avg 20/20
Channel Power	1.82 dBm	Integration BW 20.33 MHz
Density	-71.27 dBm/Hz	



**Test Report No.:** 8612303651 **Page 67 of 164 Pages**  
**Title:** Test on Broadband Wireless Access system: BreezeACCESS VL 5.3 System and Point to Point BreezeNET B system **FCC ID: LKT-VL-53**

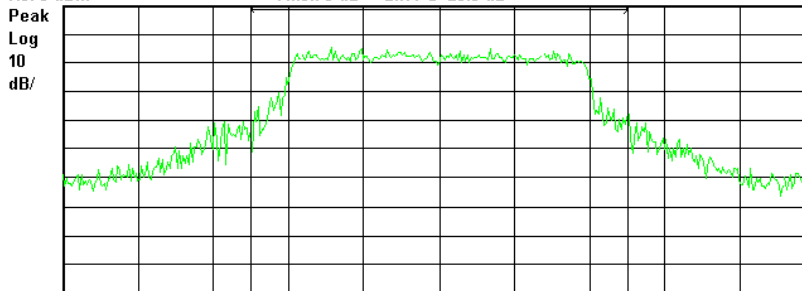
**Plot 74.**  
**Carrier Frequency 5.330 GHz, EBW-20 MHz, PRBS 6 Mbit/s**

Agilent 18:12:51 Dec 14, 2005 R T

BA VL 5.3 SU 6 Mbit/s

Ref 0 dBm

Atten 5 dB Ext PG -20.8 dB



Center 5.33 GHz Span 42.3 MHz  
 Res BW 300 kHz VBW 1 MHz Sweep 4 ms (401 pts)

Channel Power Results (measuring )		Avg 20/20
Channel Power	-1.11 dBm	Integration BW 21.15 MHz
Density	-74.36 dBm/Hz	

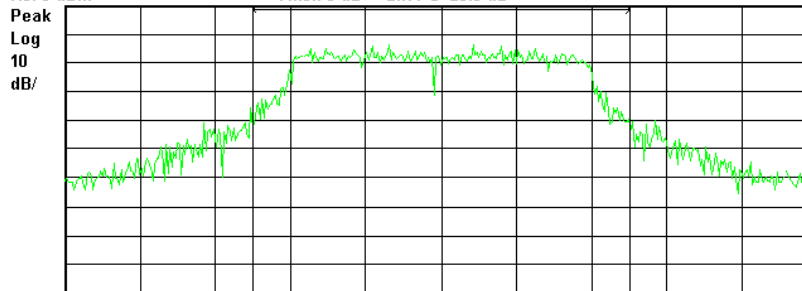
**Plot 75.**  
**Carrier Frequency 5.330 GHz, EBW-20 MHz, PRBS 54 Mbit/s**

Agilent 18:15:55 Dec 14, 2005 R T

BA VL 5.3 SU 54 Mbit/s

Ref 0 dBm

Atten 5 dB Ext PG -20.8 dB

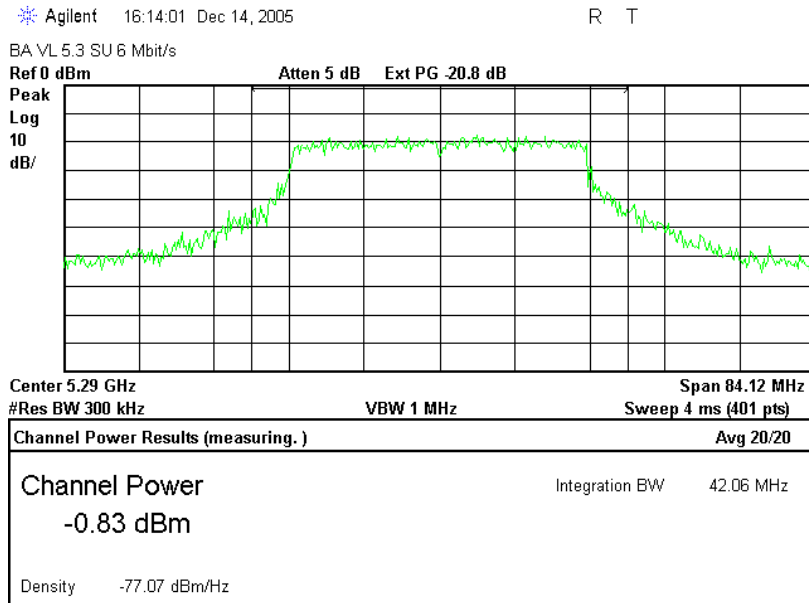


Center 5.33 GHz Span 41.48 MHz  
 #Res BW 300 kHz VBW 1 MHz Sweep 4 ms (401 pts)

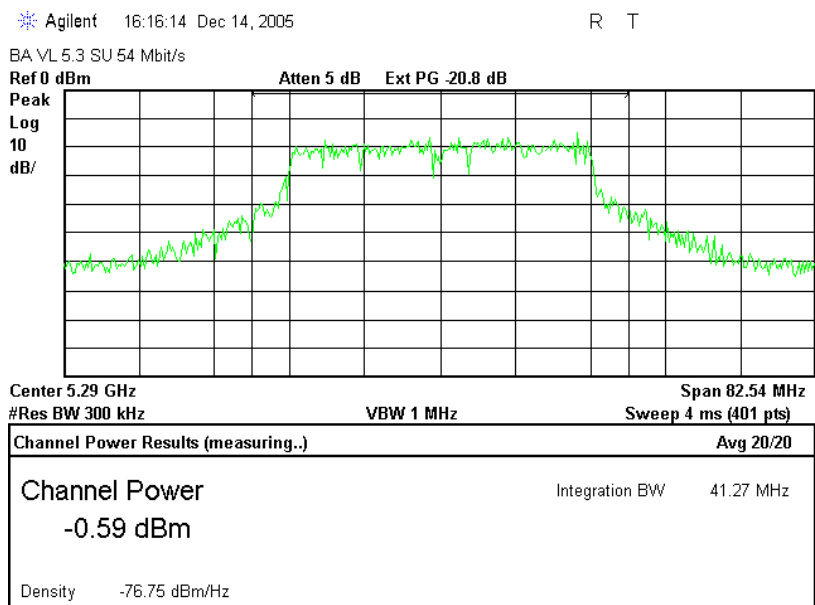
Channel Power Results (measuring..)		Avg 20/20
Channel Power	-0.91 dBm	Integration BW 20.74 MHz
Density	-74.08 dBm/Hz	



**Plot 76.**  
**Carrier Frequency 5.300 GHz, EBW-40 MHz, PRBS 6 Mbit/s**



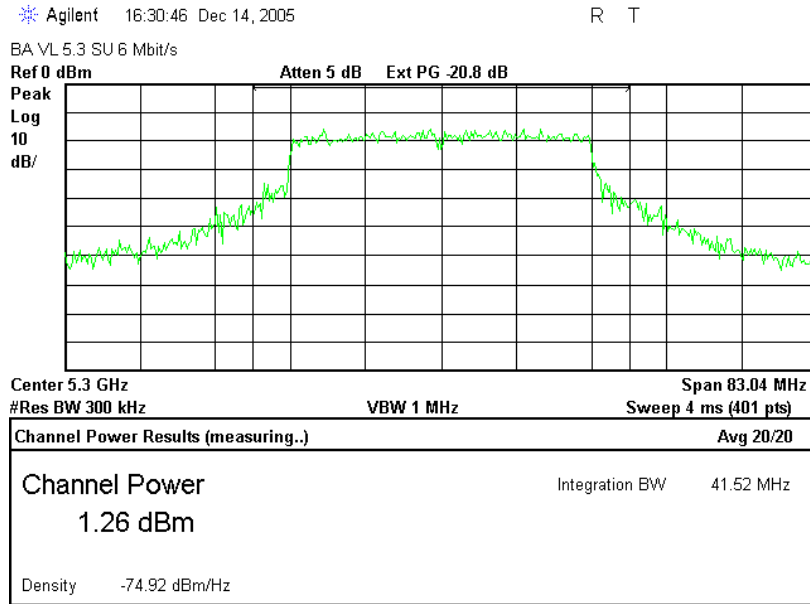
**Plot 77.**  
**Carrier Frequency 5.300 GHz, EBW-40 MHz, PRBS 54 Mbit/s**



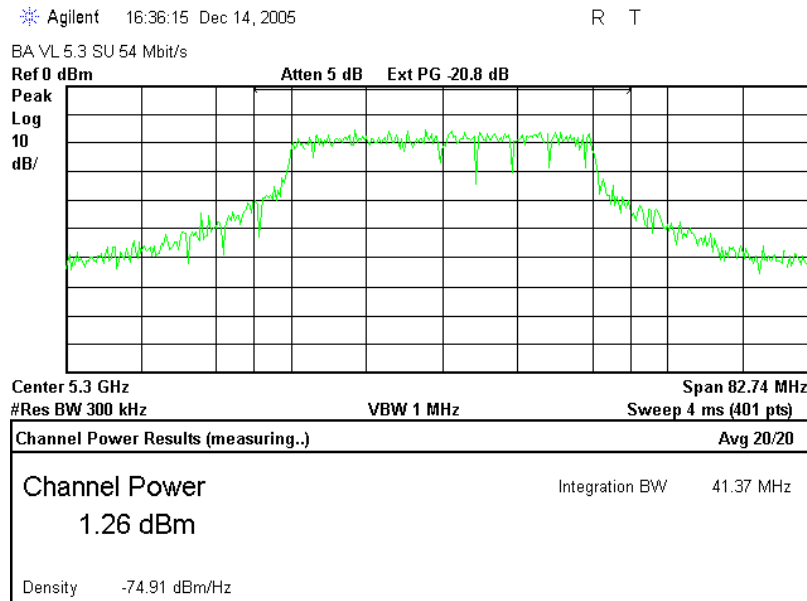


<b>Test Report No.:</b> 8612303651	<b>Page 69 of 164 Pages</b>
<b>Title:</b> Test on Broadband Wireless Access system: BreezeACCESS VL 5.3 System and Point to Point BreezeNET B system	<b>FCC ID:</b> LKT-VL-53

**Plot 78.**  
**Carrier Frequency 5.300 GHz, EBW-40 MHz, PRBS 6 Mbit/s**

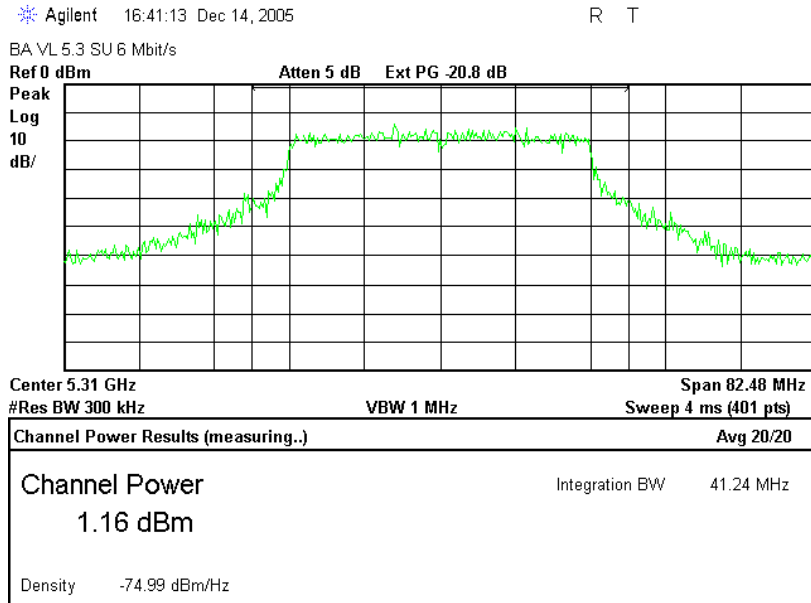


**Plot 79.**  
**Carrier Frequency 5.300 GHz, EBW-40 MHz, PRBS 54 Mbit/s**

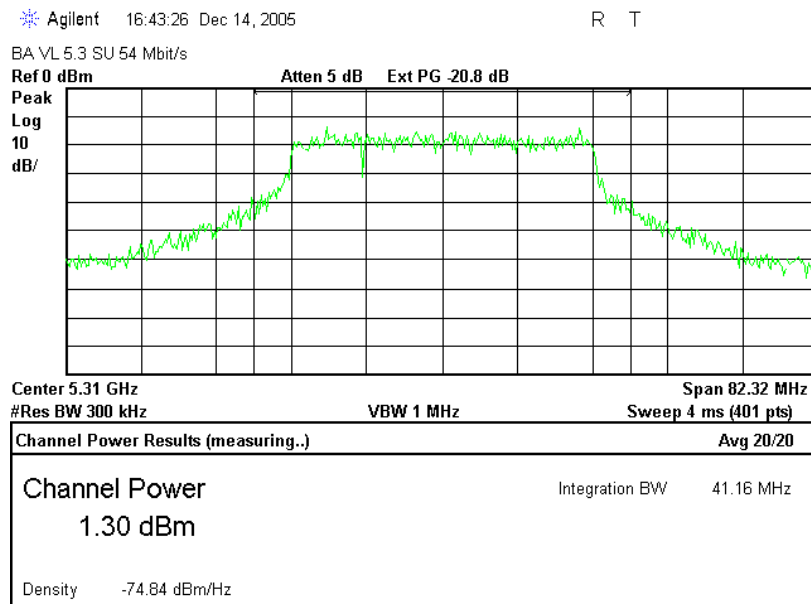




**Plot 80.**  
**Carrier Frequency 5.310 GHz, EBW-40 MHz, PRBS 6 Mbit/s**



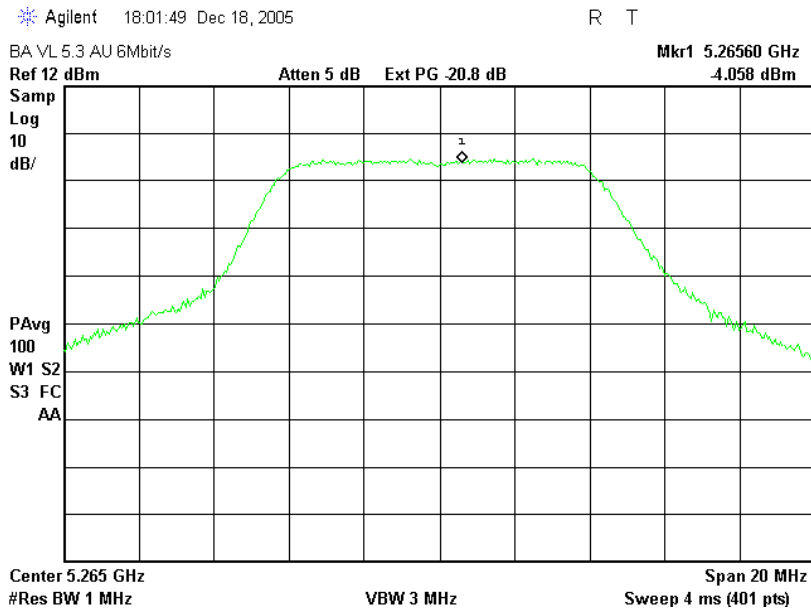
**Plot 81.**  
**Carrier Frequency 5.310 GHz, EBW-40 MHz, PRBS 54 Mbit/s**



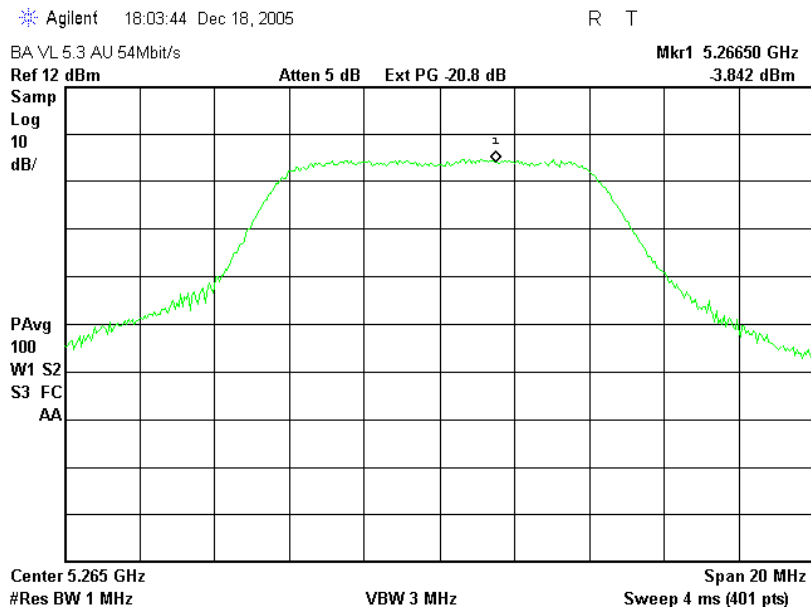


**12.5.AU Unit. Antenna 16 dBi - Peak Power Spectral Density 15.407a (2)**

**Plot 82.**  
**Carrier Frequency 5.265 GHz. EBW 10 MHz. PRBS 6 Mbit/s**



**Plot 83.**  
**Carrier Frequency 5.265 GHz. EBW 10 MHz. PRBS 54 Mbit/s**







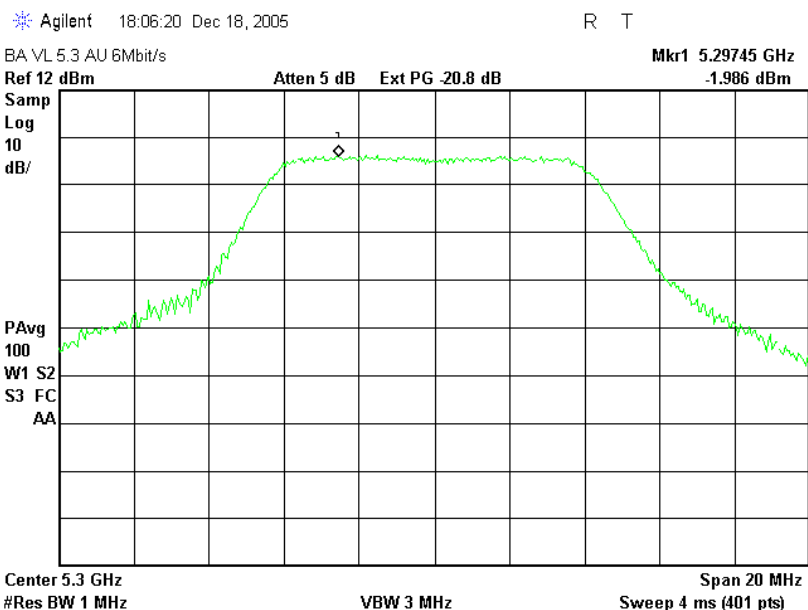
Test Report No.: 8612303651

Page 72 of 164 Pages

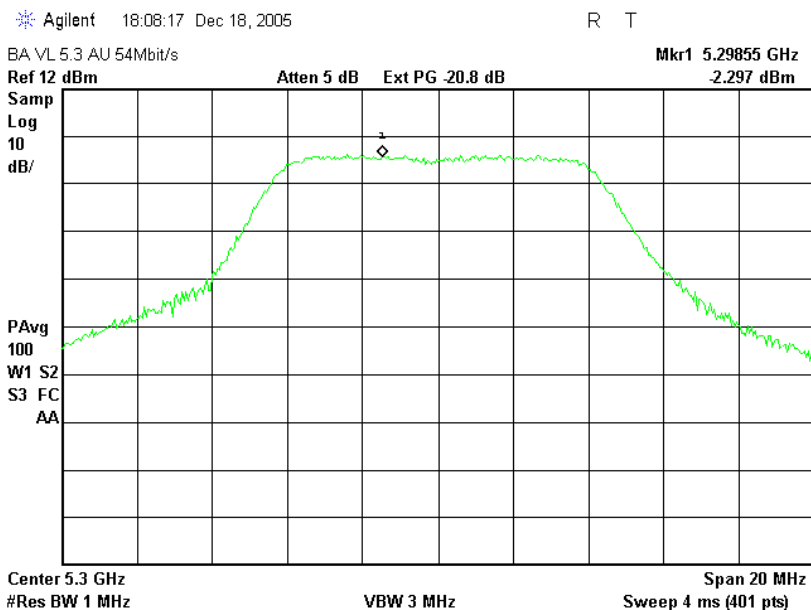
Title: Test on Broadband Wireless Access system: BreezeACCESS VL 5.3 System and Point to Point BreezeNET B system

FCC ID: LKT-VL-53

**Plot 84.**  
**Carrier Frequency 5.300 GHz. EBW 10 MHz. PRBS 6 Mbit/s**

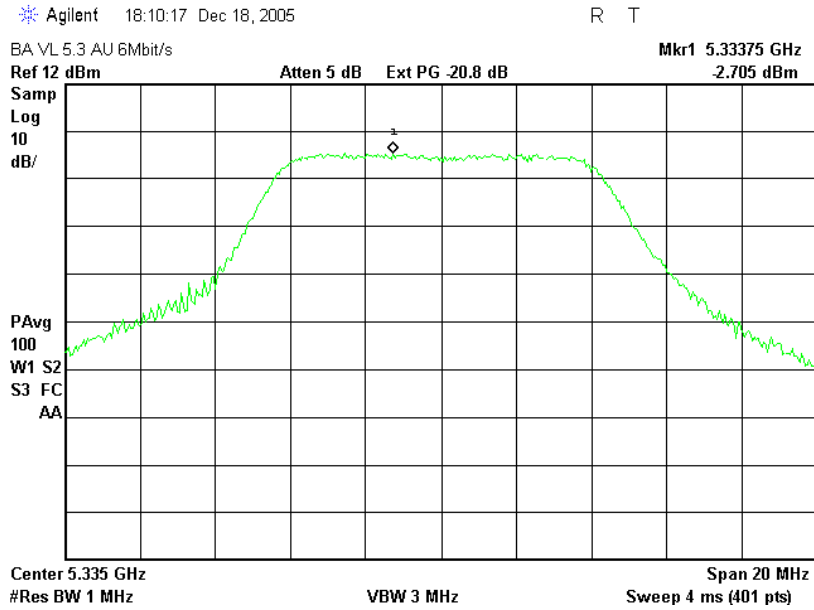


**Plot 85.**  
**Carrier Frequency 5.300 GHz. EBW 10 MHz. PRBS 54 Mbit/s**

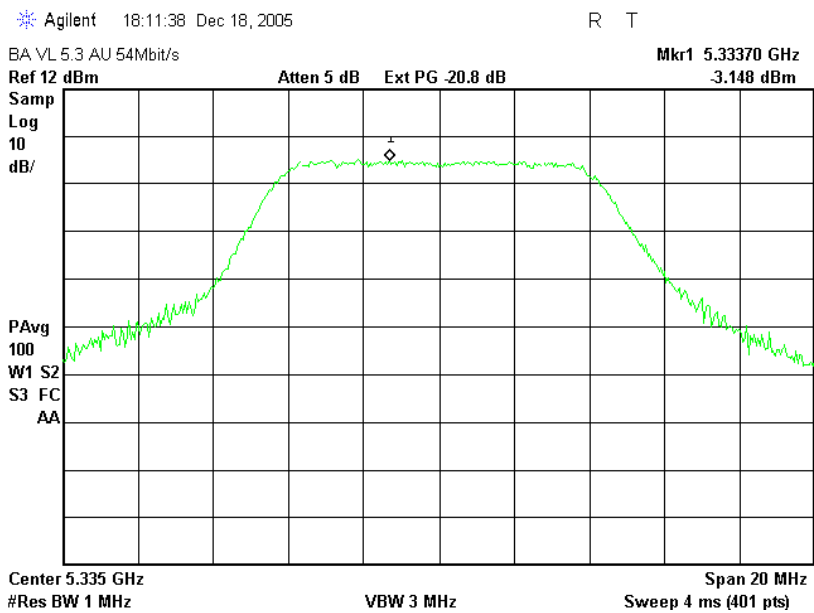




**Plot 86.**  
**Carrier Frequency 5.335 GHz. EBW 10 MHz. PRBS 6 Mbit/s**

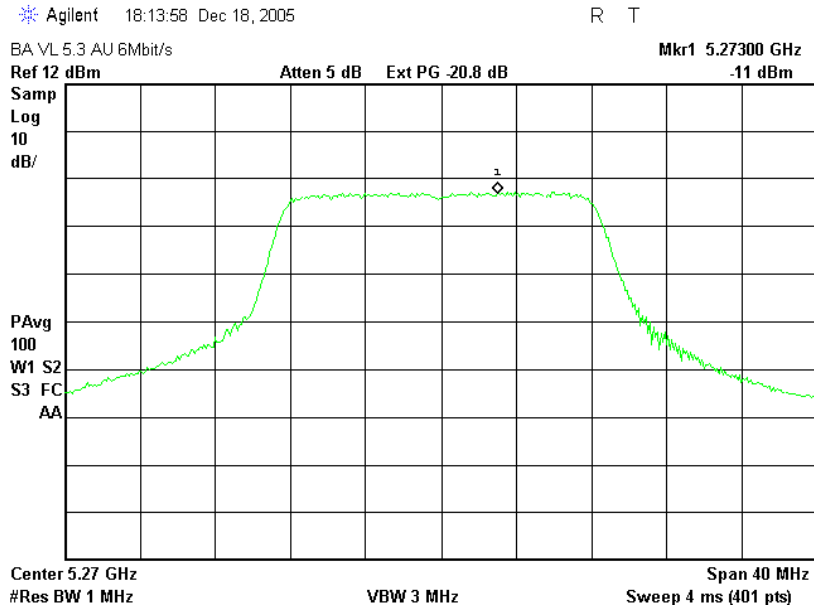


**Plot 87.**  
**Carrier Frequency 5.335 GHz. EBW 10 MHz. PRBS 54 Mbit/s**

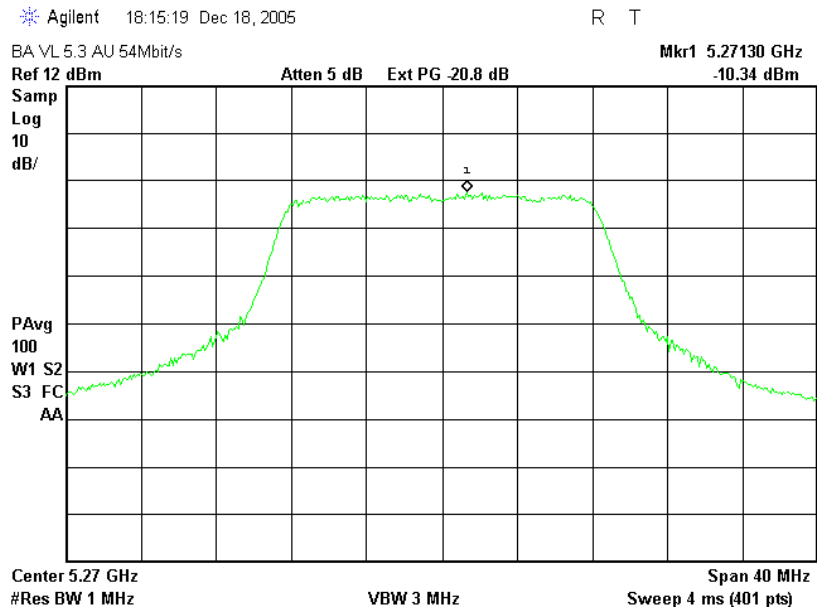




**Plot 88.**  
**Carrier Frequency 5.270 GHz. EBW 20 MHz. PRBS 6 Mbit/s**



**Plot 89.**  
**Carrier Frequency 5.270 GHz. EBW 20 MHz. PRBS 54 Mbit/s**



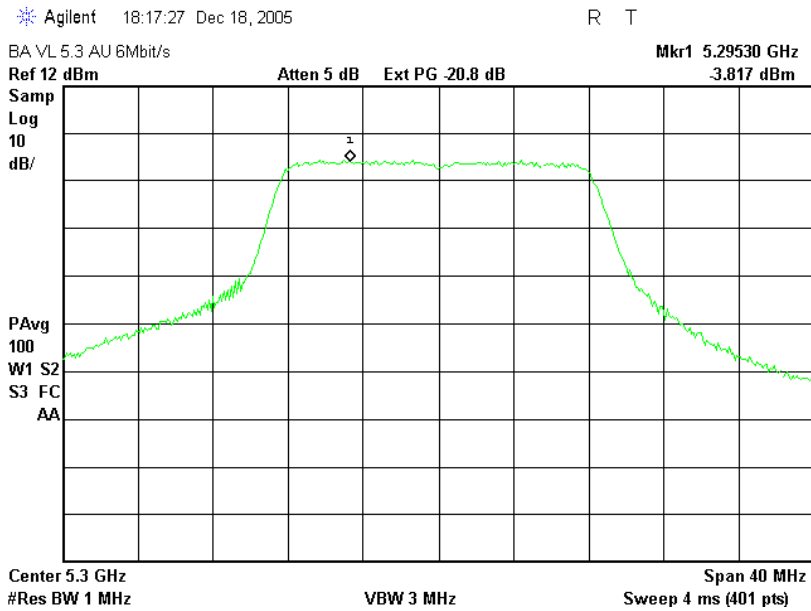


**Test Report No.:** 8612303651

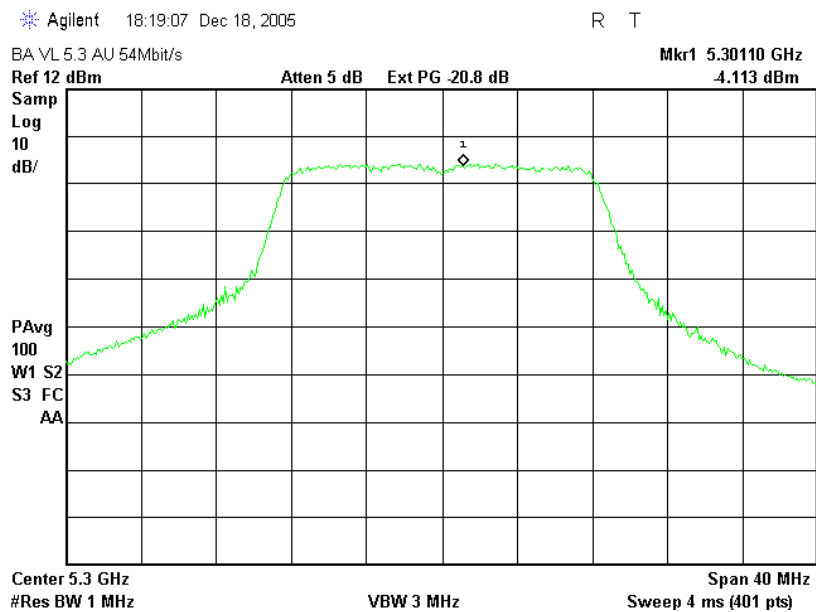
**Page 75 of 164 Pages**

**Title:** Test on Broadband Wireless Access system: BreezeACCESS VL 5.3 System and Point to Point BreezeNET B system **FCC ID:** LKT-VL-53

**Plot 90.**  
**Carrier Frequency 5.300 GHz. EBW 20 MHz. PRBS 6 Mbit/s**



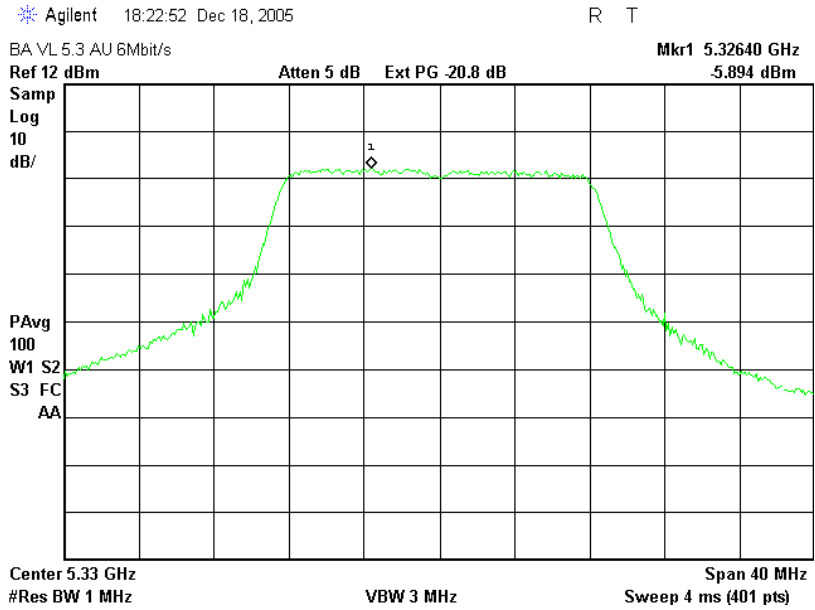
**Plot 91.**  
**Carrier Frequency 5.300 GHz. EBW 20 MHz. PRBS 54 Mbit/s**



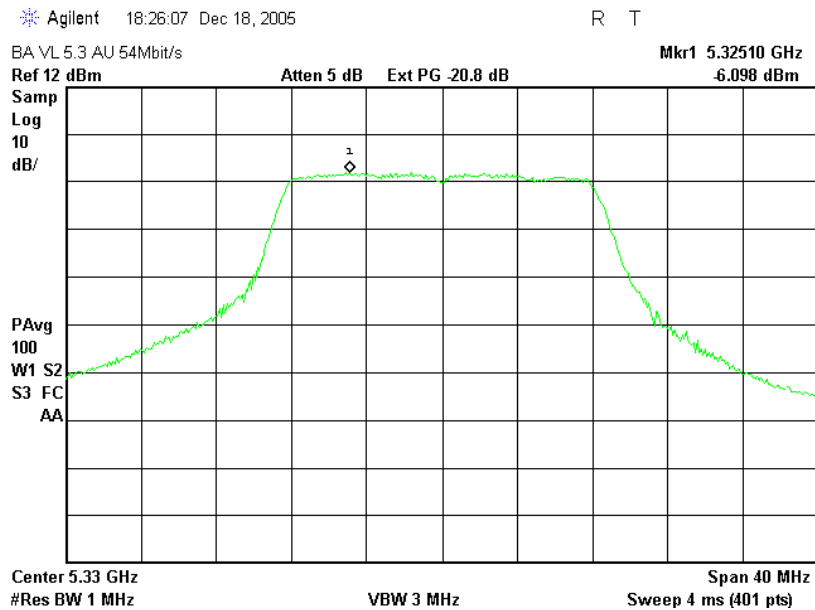


**Test Report No.:** 8612303651 **Page 76 of 164 Pages**  
**Title:** Test on Broadband Wireless Access system: BreezeACCESS VL 5.3 System and Point to Point BreezeNET B system **FCC ID:** LKT-VL-53

**Plot 92.**  
**Carrier Frequency 5.330 GHz. EBW 20 MHz. PRBS 6 Mbit/s**



**Plot 93.**  
**Carrier Frequency 5.330 GHz. EBW 20 MHz. PRBS 54 Mbit/s**

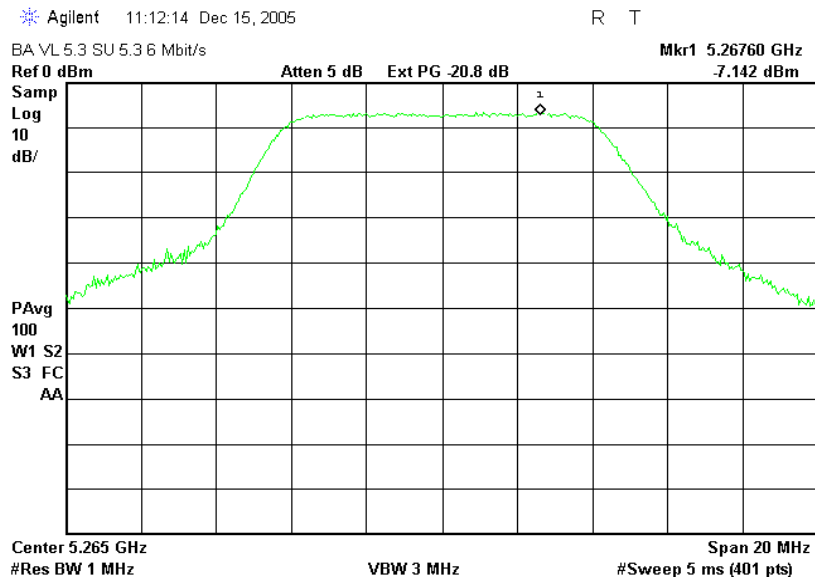




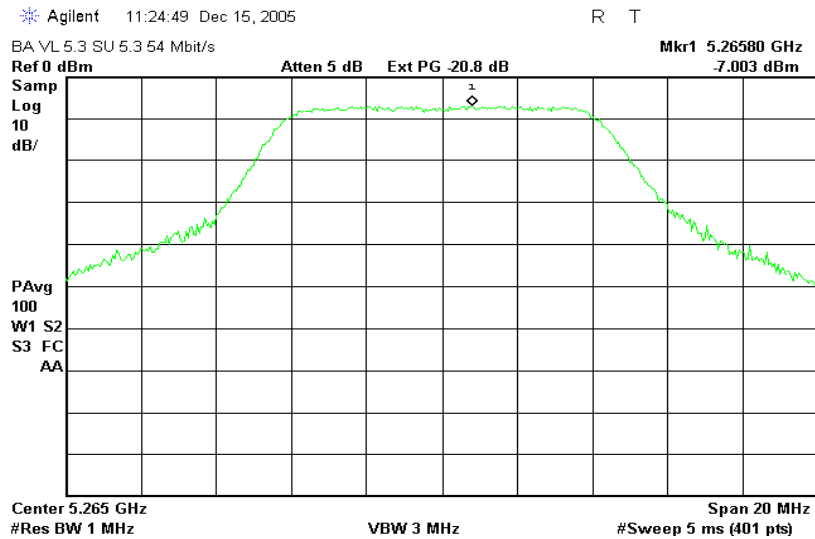
**Test Report No.:** 8612303651 **Page 77 of 164 Pages**  
**Title:** Test on Broadband Wireless Access system: BreezeACCESS VL 5.3 System and Point to Point BreezeNET B system **FCC ID: LKT-VL-53**

**12.6.SU Unit. Antenna 21 dBi - Peak Power Spectral Density 15.407a (2)**

**Plot 94.**  
**Carrier Frequency 5.265 GHz. EBW 10 MHz. PRBS 6 Mbit/s**

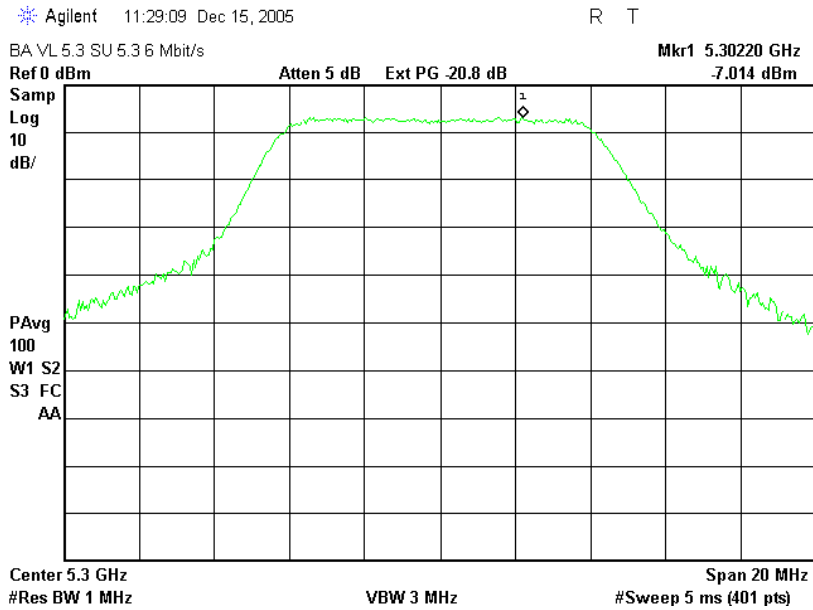


**Plot 95.**  
**Carrier Frequency 5.265 GHz. EBW 10 MHz. PRBS 54 Mbit/s**

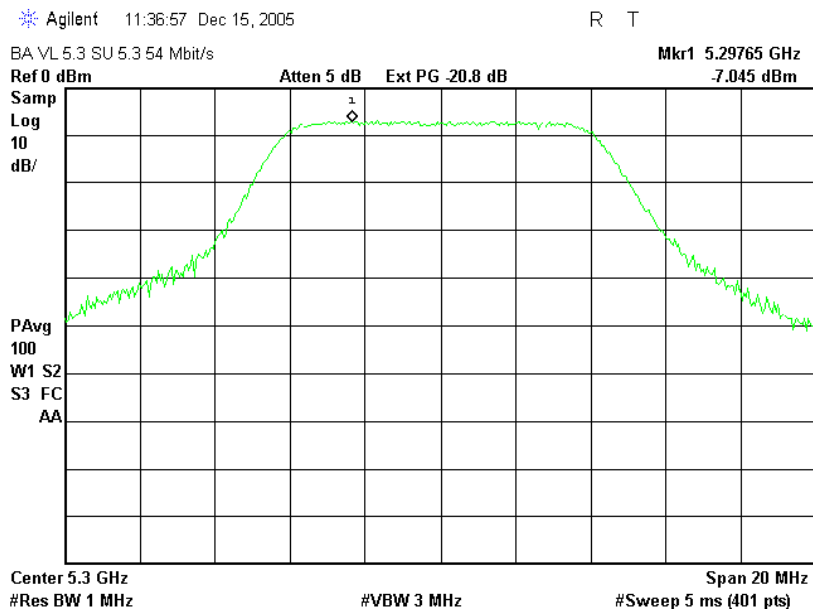




**Plot 96.**  
**Carrier Frequency 5.300 GHz. EBW 10 MHz. PRBS 6 Mbit/s**



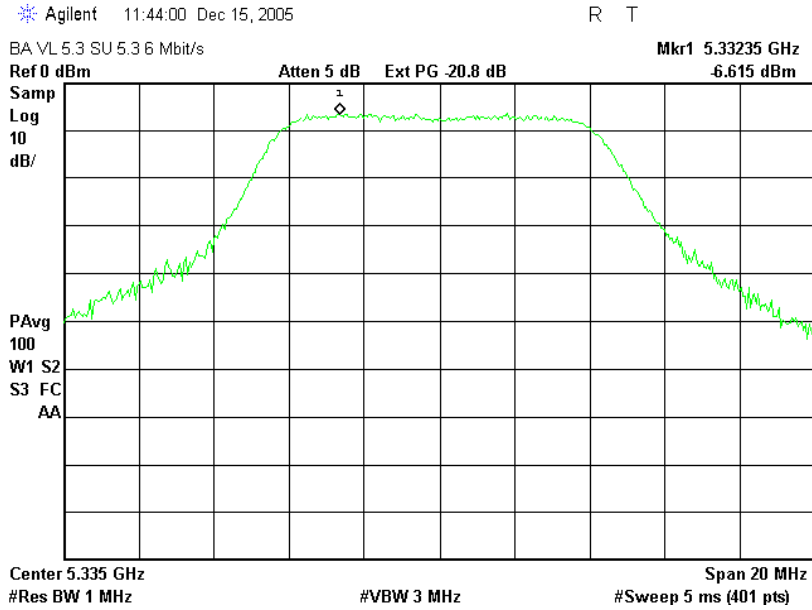
**Plot 97.**  
**Carrier Frequency 5.300 GHz. EBW 10 MHz. PRBS 54 Mbit/s**



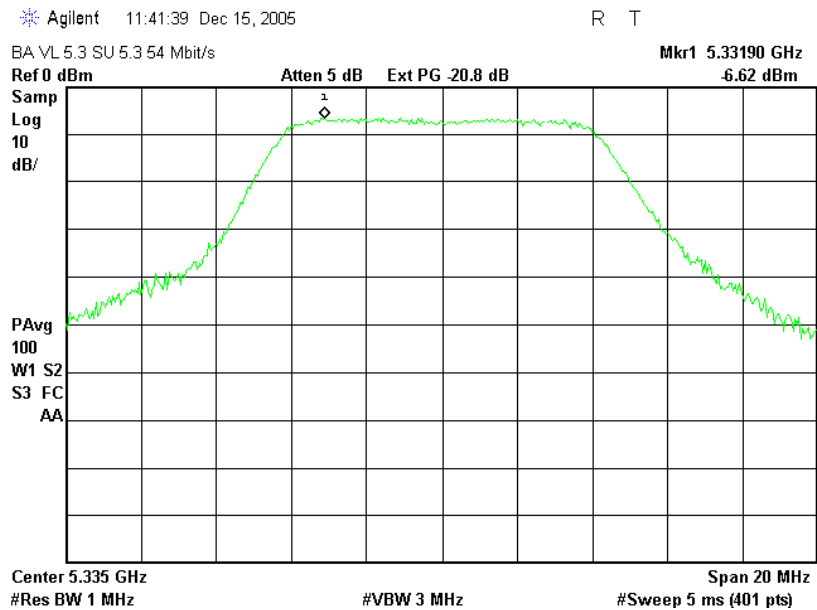


**Test Report No.:** 8612303651 **Page 79 of 164 Pages**  
**Title:** Test on Broadband Wireless Access system: BreezeACCESS VL 5.3 System and Point to Point BreezeNET B system **FCC ID: LKT-VL-53**

**Plot 98.**  
**Carrier Frequency 5.335 GHz. EBW 10 MHz. PRBS 6 Mbit/s**



**Plot 99.**  
**Carrier Frequency 5.335 GHz. EBW 10 MHz. PRBS 54 Mbit/s**







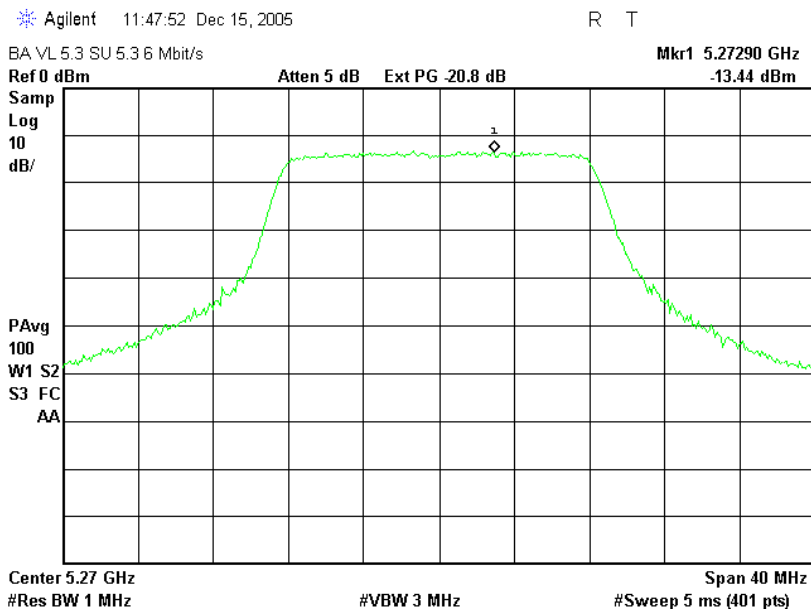
Test Report No.: 8612303651

Page 80 of 164 Pages

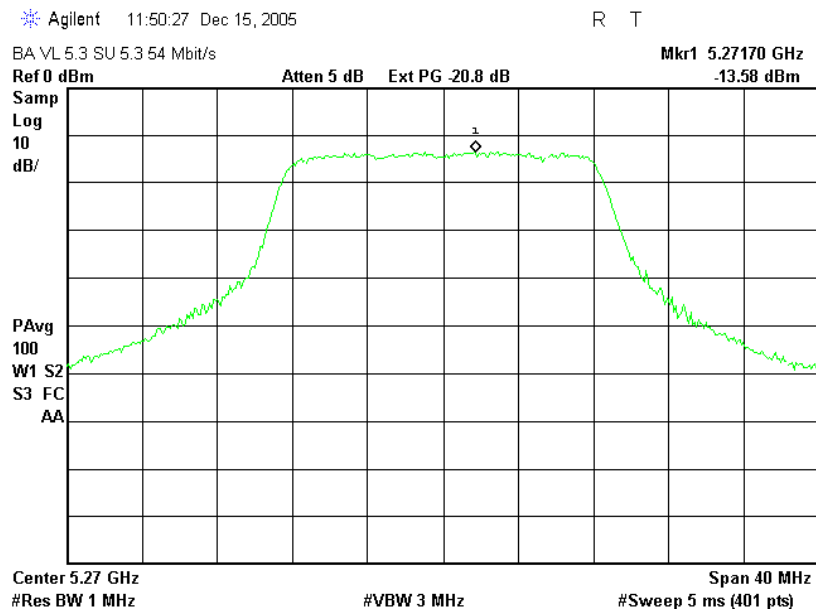
Title: Test on Broadband Wireless Access system: BreezeACCESS VL 5.3 System and Point to Point BreezeNET B system

FCC ID: LKT-VL-53

### Plot 100. Carrier Frequency 5.270 GHz. EBW 20 MHz. PRBS 6 Mbit/s



### Plot 101. Carrier Frequency 5.270 GHz. EBW 20 MHz. PRBS 54 Mbit/s



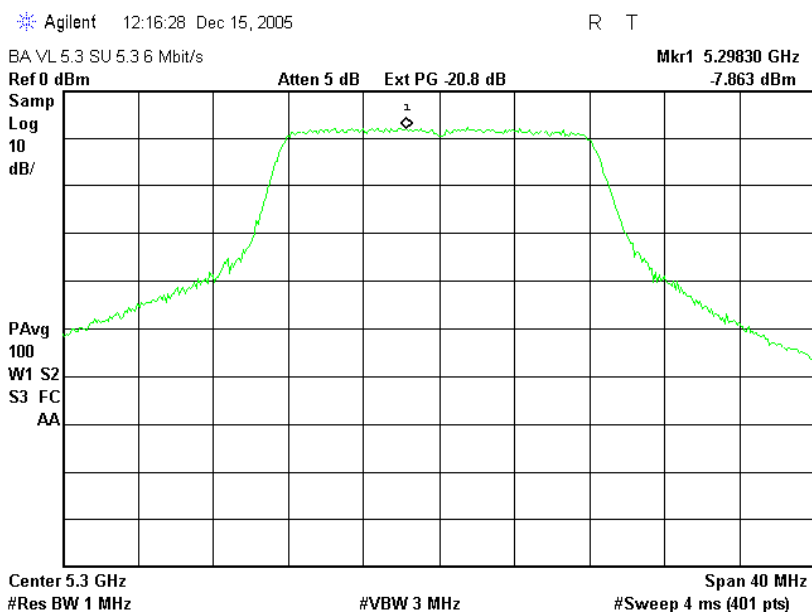


**Test Report No.:** 8612303651

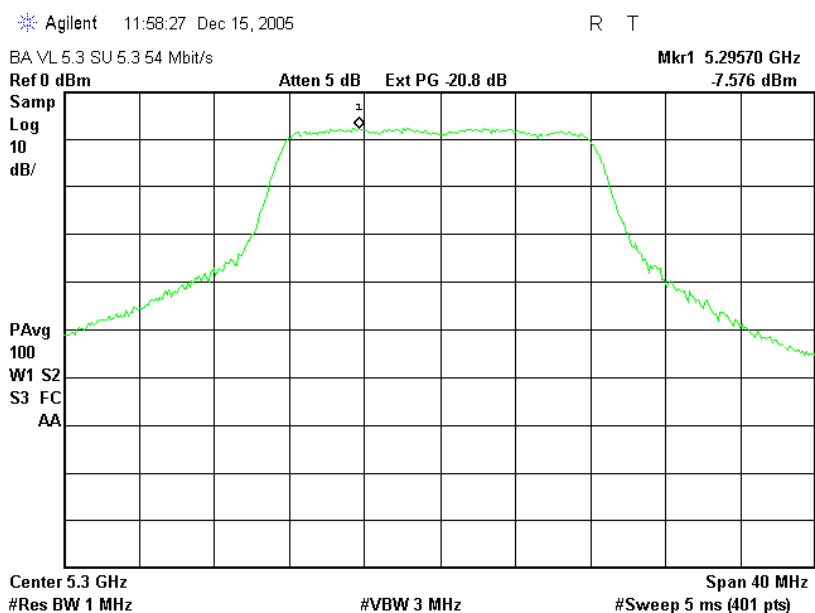
**Page 81 of 164 Pages**

**Title:** Test on Broadband Wireless Access system: BreezeACCESS VL 5.3 System and Point to Point BreezeNET B system **FCC ID:** LKT-VL-53

**Plot 102.**  
**Carrier Frequency 5.300 GHz. EBW 20 MHz. PRBS 6 Mbit/s**



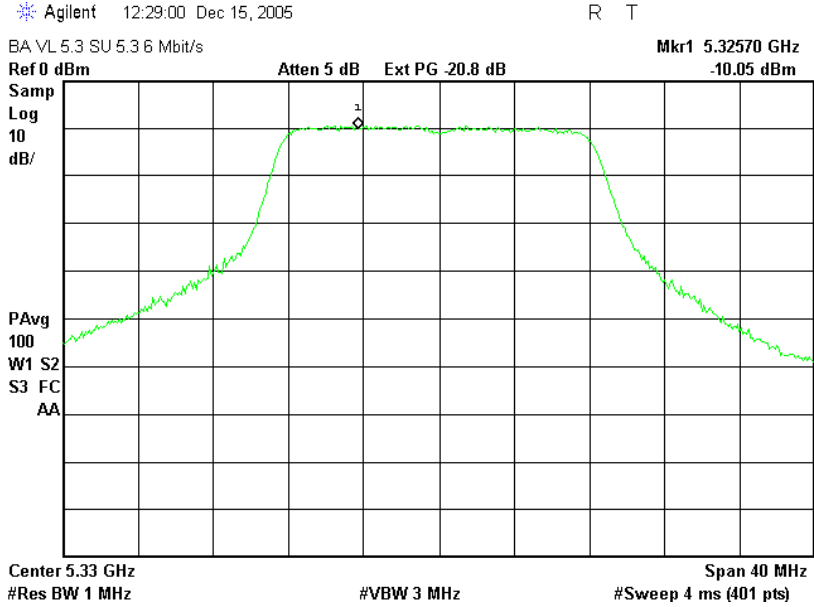
**Plot 103.**  
**Carrier Frequency 5.300 GHz. EBW 20 MHz. PRBS 54 Mbit/s**



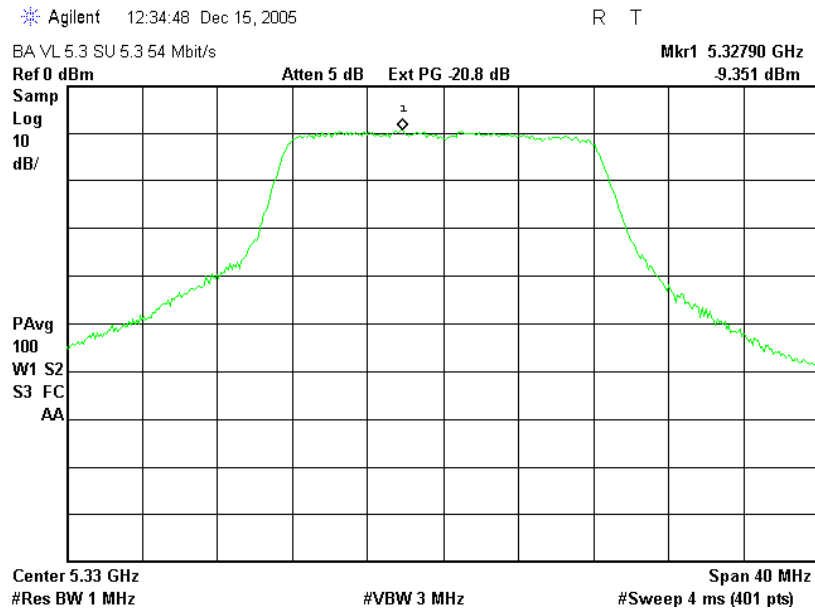


**Test Report No.:** 8612303651 **Page 82 of 164 Pages**  
**Title:** Test on Broadband Wireless Access system: BreezeACCESS VL 5.3 System and Point to Point BreezeNET B system **FCC ID:** LKT-VL-53

**Plot 104.**  
**Carrier Frequency 5.330 GHz. EBW 20 MHz. PRBS 6 Mbit/s**



**Plot 105.**  
**Carrier Frequency 5.330 GHz. EBW 20 MHz. PRBS 54 Mbit/s**



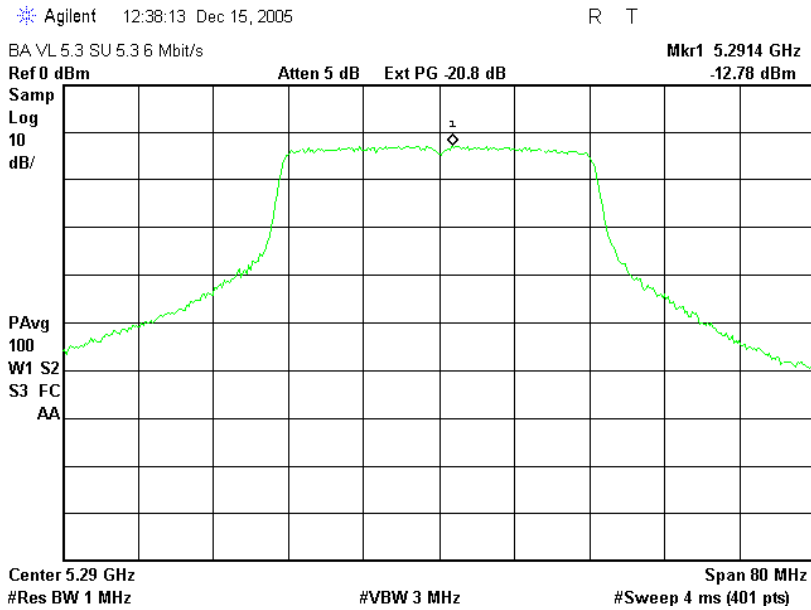


**Test Report No.:** 8612303651

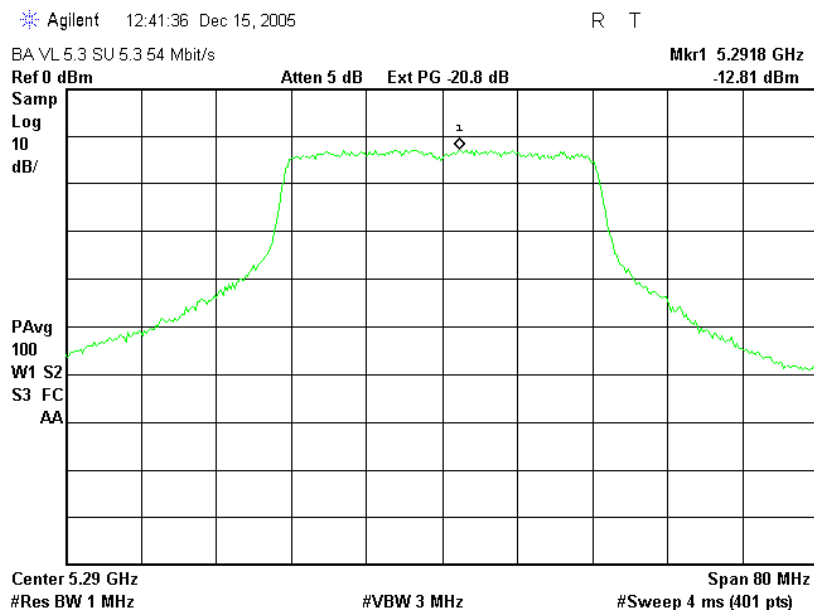
**Page 83 of 164 Pages**

**Title:** Test on Broadband Wireless Access system: BreezeACCESS VL 5.3 System and Point to Point BreezeNET B system **FCC ID:** LKT-VL-53

**Plot 106.**  
**Carrier Frequency 5.290 GHz. EBW 40 MHz. PRBS 6 Mbit/s**

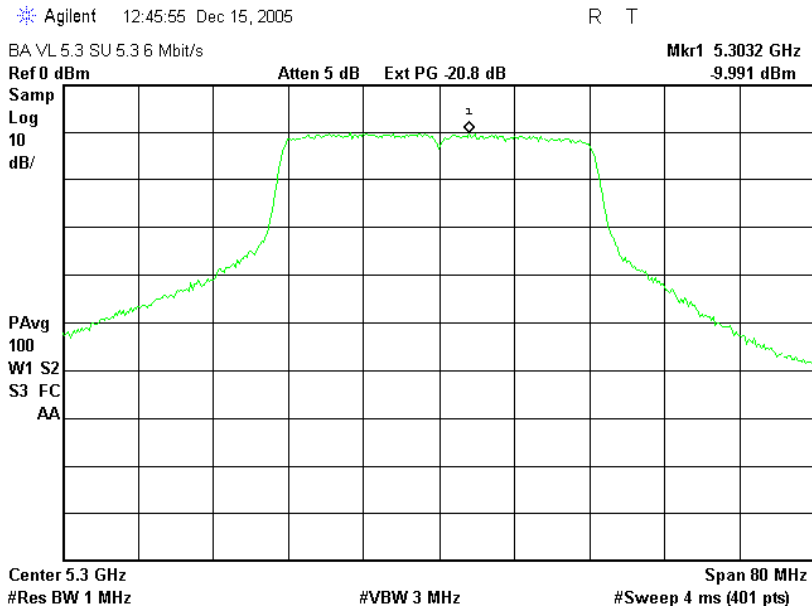


**Plot 107.**  
**Carrier Frequency 5.290 GHz. EBW 40 MHz. PRBS 54 Mbit/s**

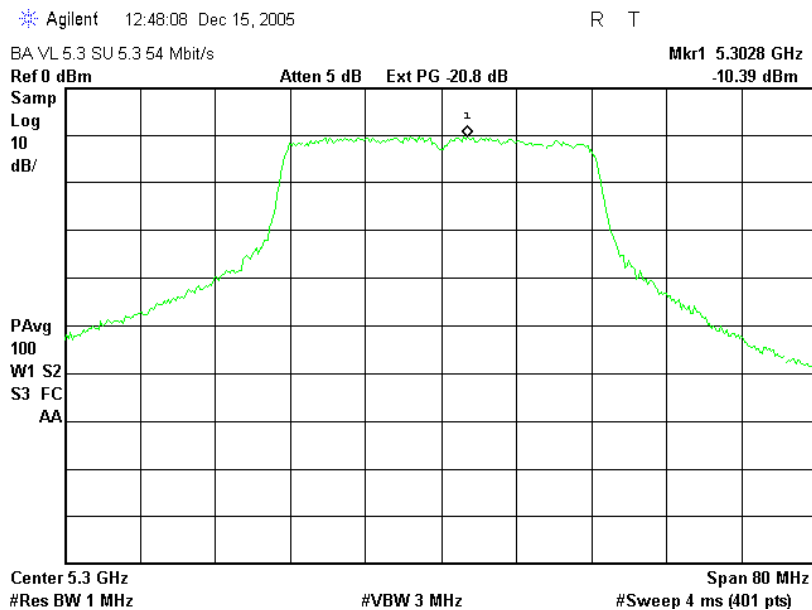




**Plot 108.**  
**Carrier Frequency 5.300 GHz. EBW 40 MHz. PRBS 6 Mbit/s**



**Plot 109.**  
**Carrier Frequency 5.300 GHz. EBW 40 MHz. PRBS 54 Mbit/s**





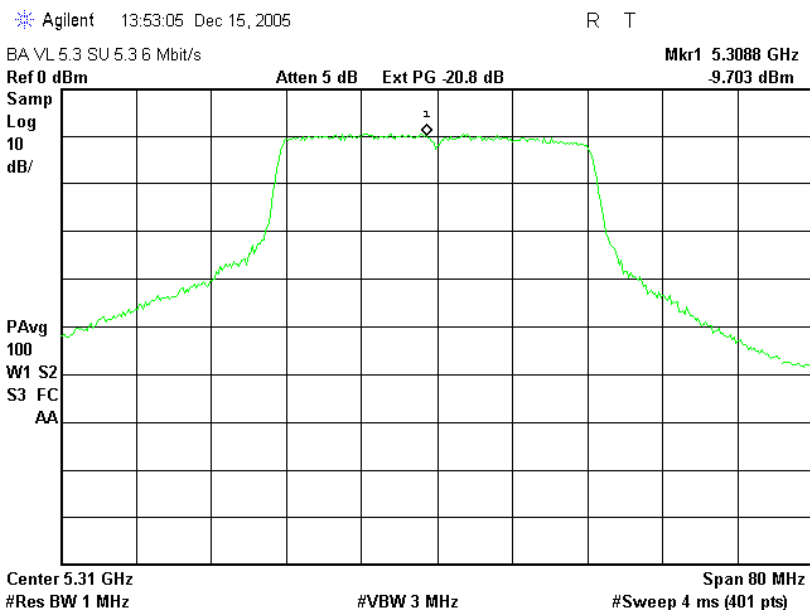
Test Report No.: 8612303651

Page 85 of 164 Pages

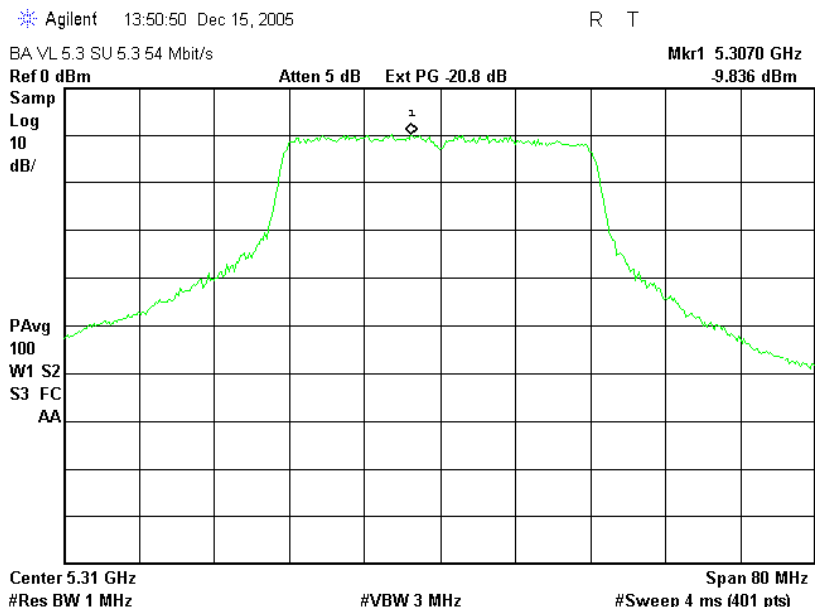
Title: Test on Broadband Wireless Access system: BreezeACCESS VL 5.3 System and Point to Point BreezeNET B system

FCC ID: LKT-VL-53

**Plot 110.**  
**Carrier Frequency 5.310 GHz. EBW 40 MHz. PRBS 6 Mbit/s**



**Plot 111.**  
**Carrier Frequency 5.310 GHz. EBW 40 MHz. PRBS 54 Mbit/s**





Test Report No.: 8612303651

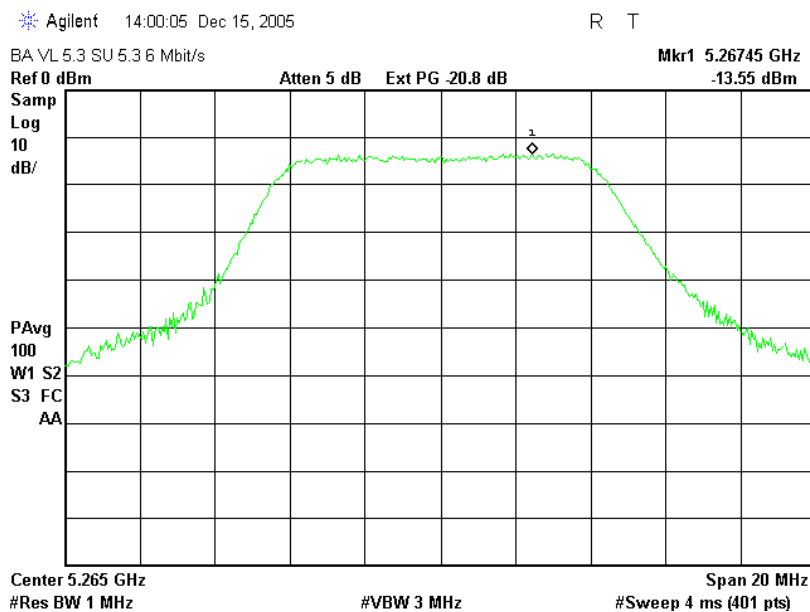
Page 86 of 164 Pages

Title: Test on Broadband Wireless Access system: BreezeACCESS VL 5.3 System and Point to Point BreezeNET B system

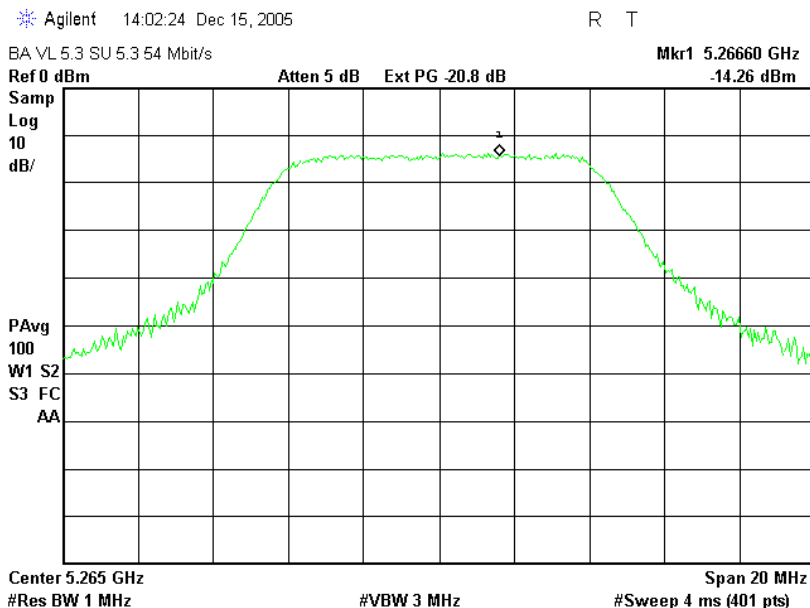
FCC ID: LKT-VL-53

### 12.7.SU Unit. Antenna 28 dBi - Peak Power Spectral Density 15.407a (2)

**Plot 112.**  
Carrier Frequency 5.265 GHz. EBW 10 MHz. PRBS 6 Mbit/s



**Plot 113.**  
Carrier Frequency 5.265 GHz. EBW 10 MHz. PRBS 54 Mbit/s



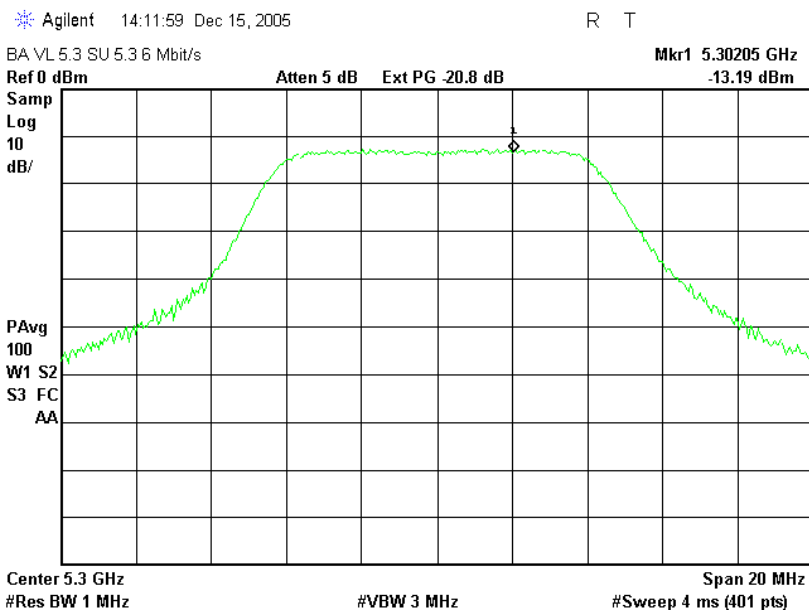


**Test Report No.:** 8612303651

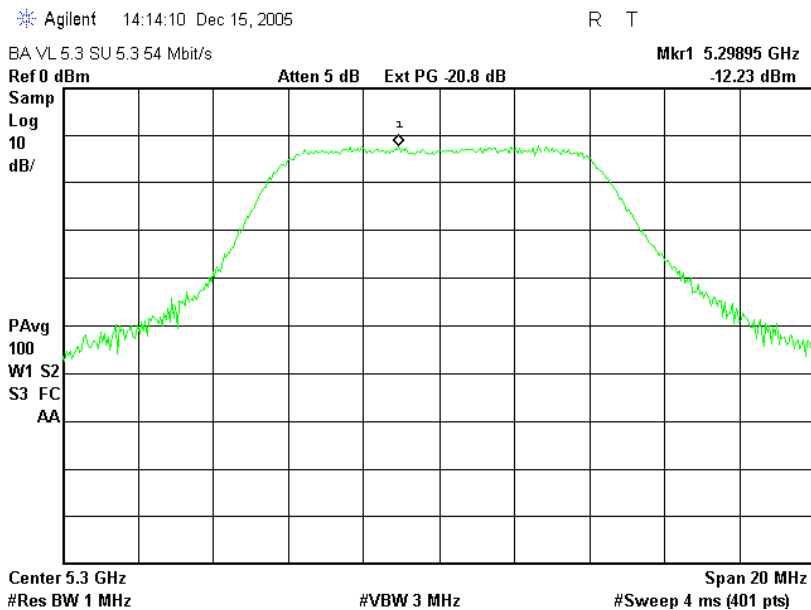
**Page 87 of 164 Pages**

**Title:** Test on Broadband Wireless Access system: BreezeACCESS VL 5.3 System and Point to Point BreezeNET B system **FCC ID:** LKT-VL-53

**Plot 114.**  
**Carrier Frequency 5.300 GHz. EBW 10 MHz. PRBS 6 Mbit/s**



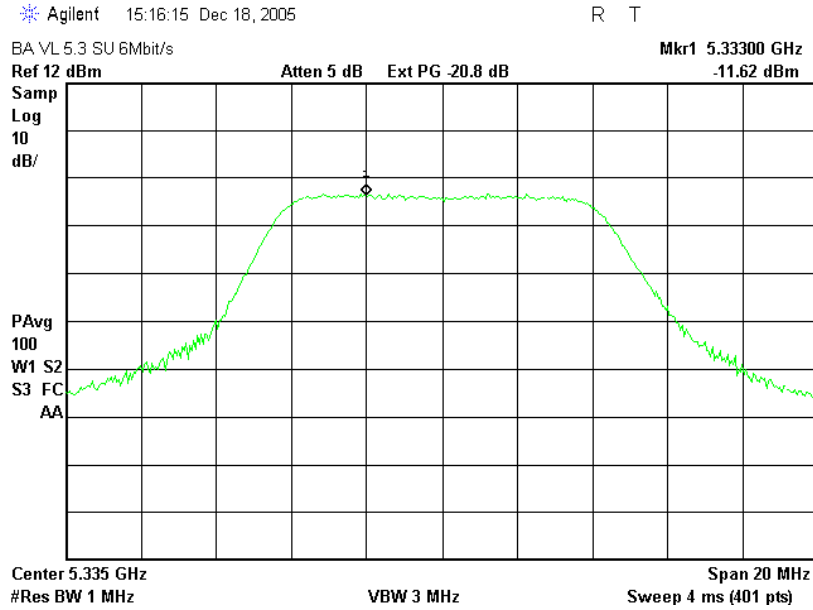
**Plot 115.**  
**Carrier Frequency 5.300 GHz. EBW 10 MHz. PRBS 54 Mbit/s**



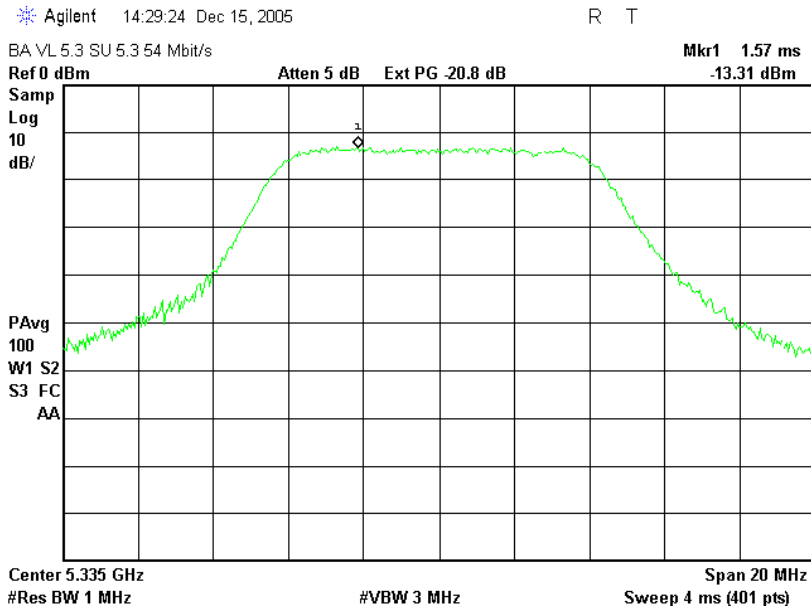




**Plot 116.**  
**Carrier Frequency 5.335 GHz. EBW 10 MHz. PRBS 6 Mbit/s**

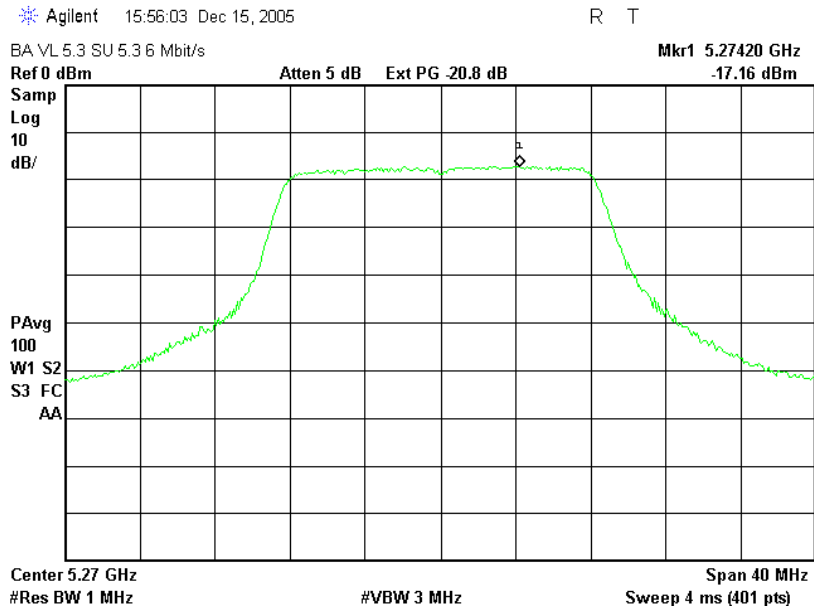


**Plot 117.**  
**Carrier Frequency 5.335 GHz. EBW 10 MHz. PRBS 54 Mbit/s**

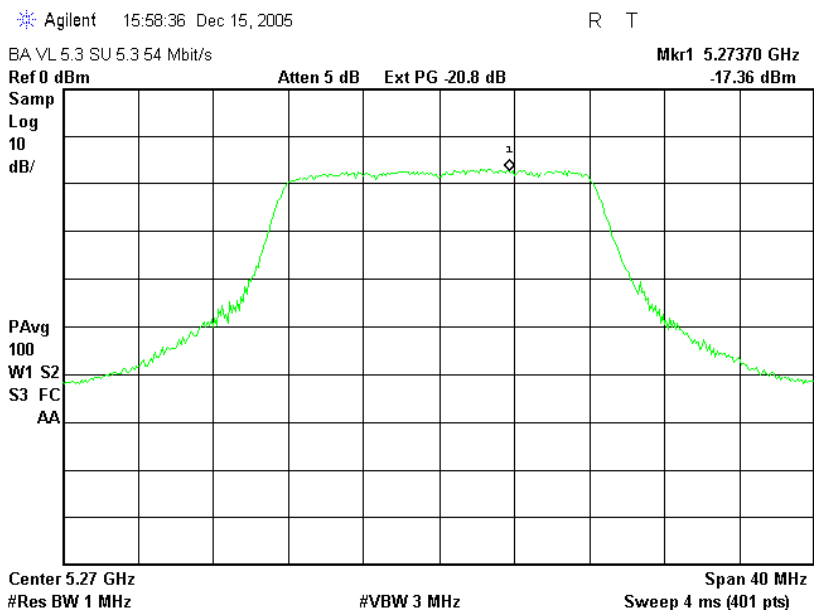




**Plot 118.**  
**Carrier Frequency 5.270 GHz. EBW 20 MHz. PRBS 6 Mbit/s**

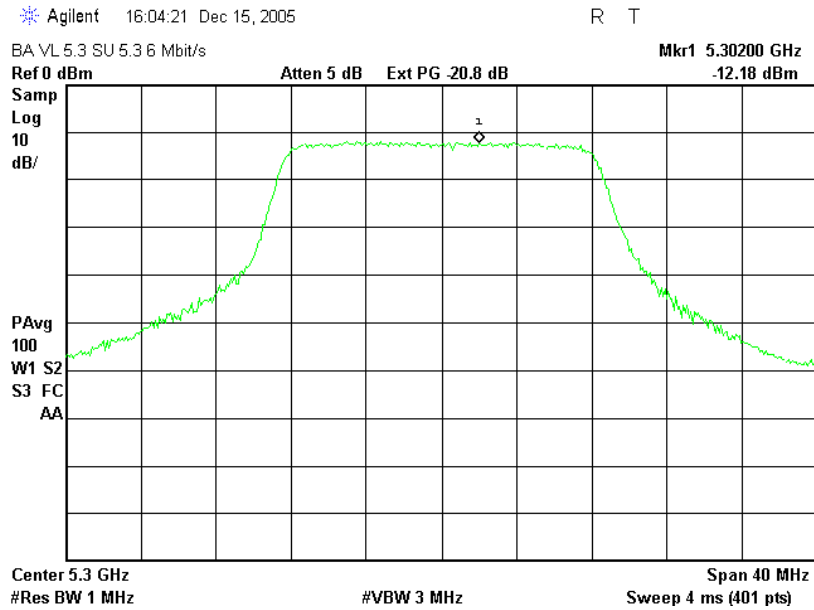


**Plot 119.**  
**Carrier Frequency 5.270 GHz. EBW 20 MHz. PRBS 54 Mbit/s**

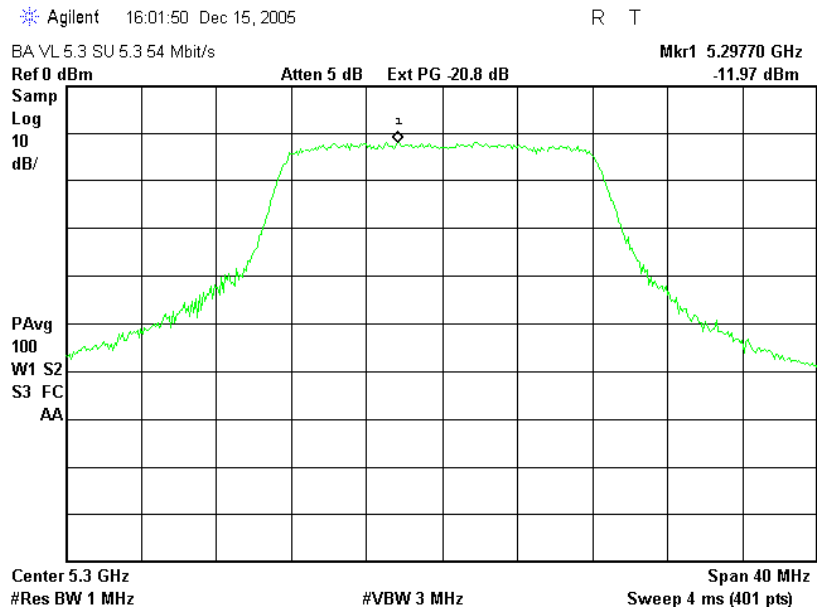




**Plot 120.**  
**Carrier Frequency 5.300 GHz. EBW 20 MHz. PRBS 6 Mbit/s**



**Plot 121.**  
**Carrier Frequency 5.300 GHz. EBW 20 MHz. PRBS 54 Mbit/s**





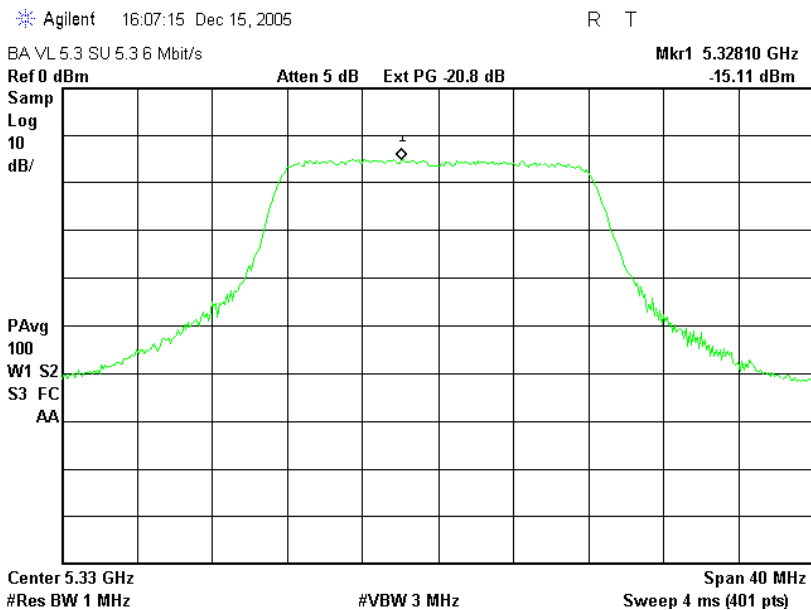
Test Report No.: 8612303651

Page 91 of 164 Pages

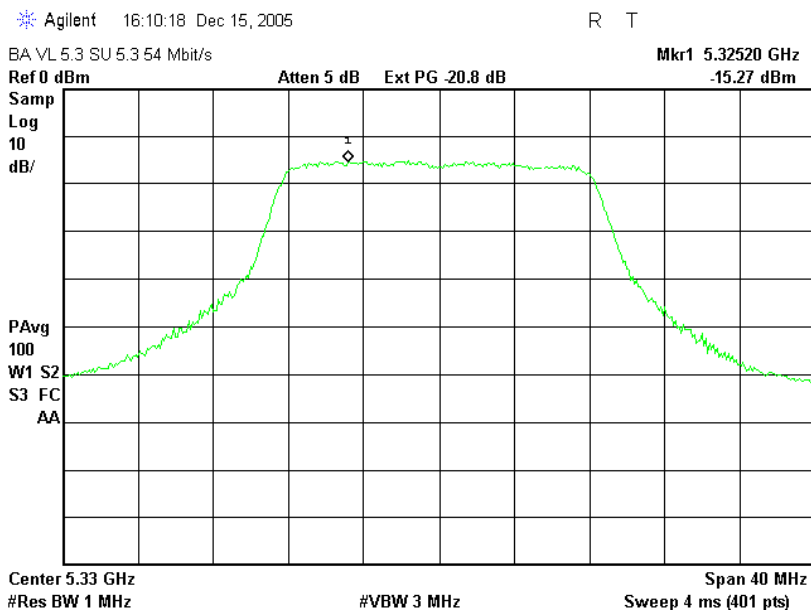
Title: Test on Broadband Wireless Access system: BreezeACCESS VL 5.3 System and Point to Point BreezeNET B system

FCC ID: LKT-VL-53

**Plot 122.**  
**Carrier Frequency 5.330 GHz. EBW 20 MHz. PRBS 6 Mbit/s**



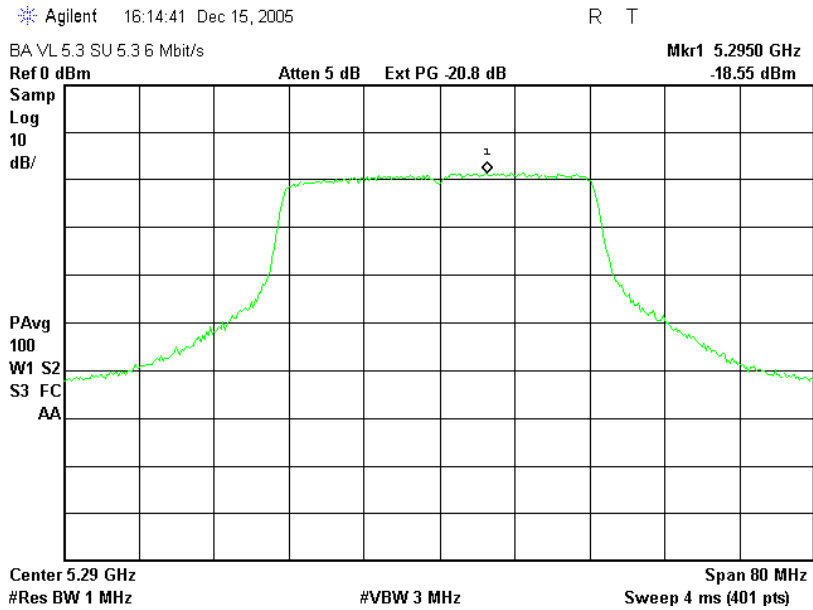
**Plot 123.**  
**Carrier Frequency 5.330 GHz. EBW 20 MHz. PRBS 54 Mbit/s**



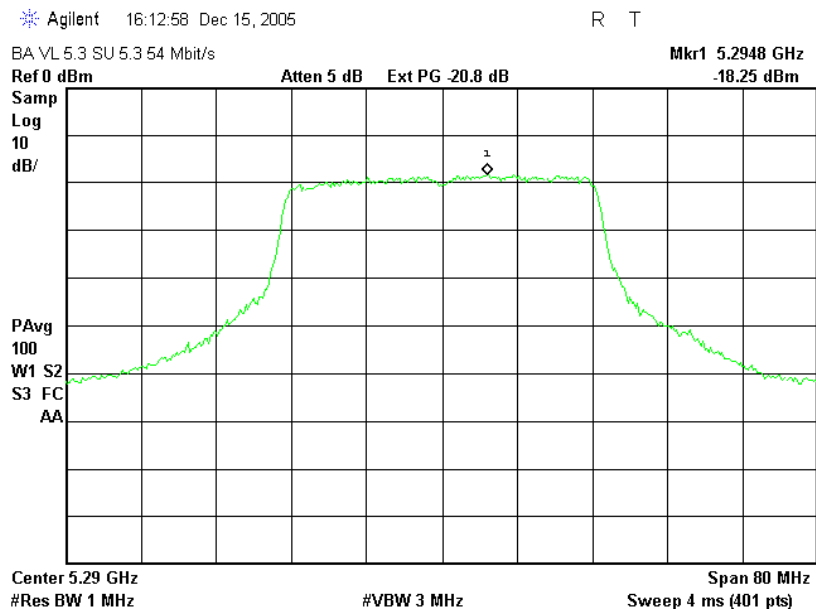


**Test Report No.:** 8612303651 **Page 92 of 164 Pages**  
**Title:** Test on Broadband Wireless Access system: BreezeACCESS VL 5.3 System and Point to Point BreezeNET B system **FCC ID: LKT-VL-53**

**Plot 124.**  
**Carrier Frequency 5.290 GHz. EBW 40 MHz. PRBS 6 Mbit/s**



**Plot 125.**  
**Carrier Frequency 5.290 GHz. EBW 40 MHz. PRBS 54 Mbit/s**



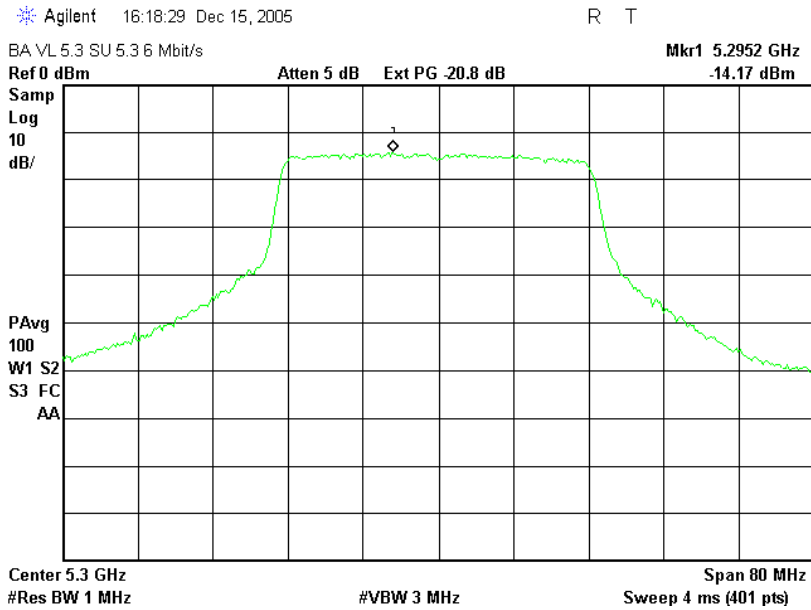


**Test Report No.:** 8612303651

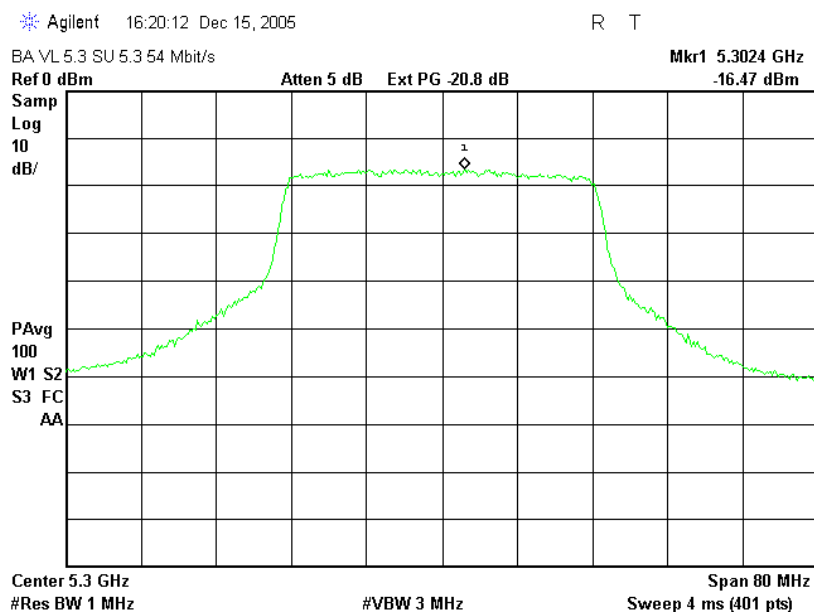
**Page 93 of 164 Pages**

**Title:** Test on Broadband Wireless Access system: BreezeACCESS VL 5.3 System and Point to Point BreezeNET B system **FCC ID:** LKT-VL-53

**Plot 126.**  
**Carrier Frequency 5.300 GHz. EBW 40 MHz. PRBS 6 Mbit/s**



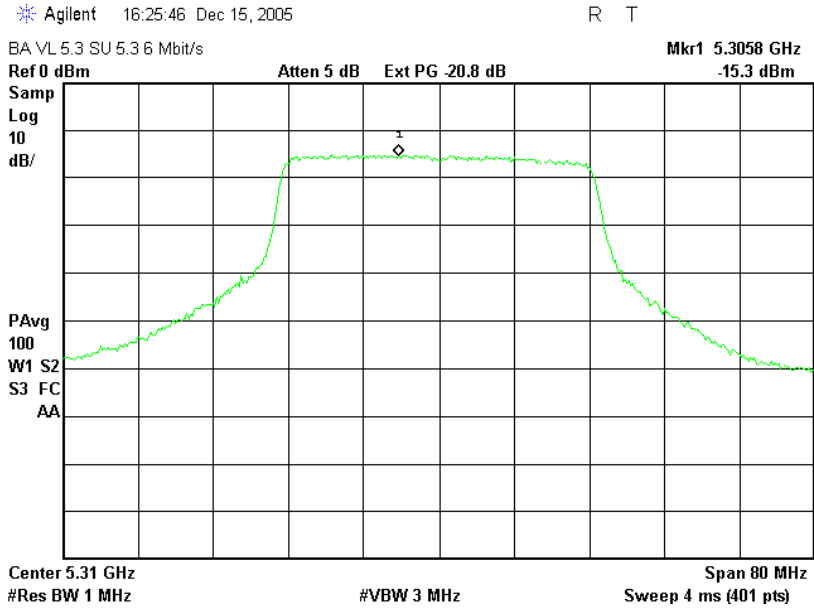
**Plot 127.**  
**Carrier Frequency 5.300 GHz. EBW 40 MHz. PRBS 54 Mbit/s**



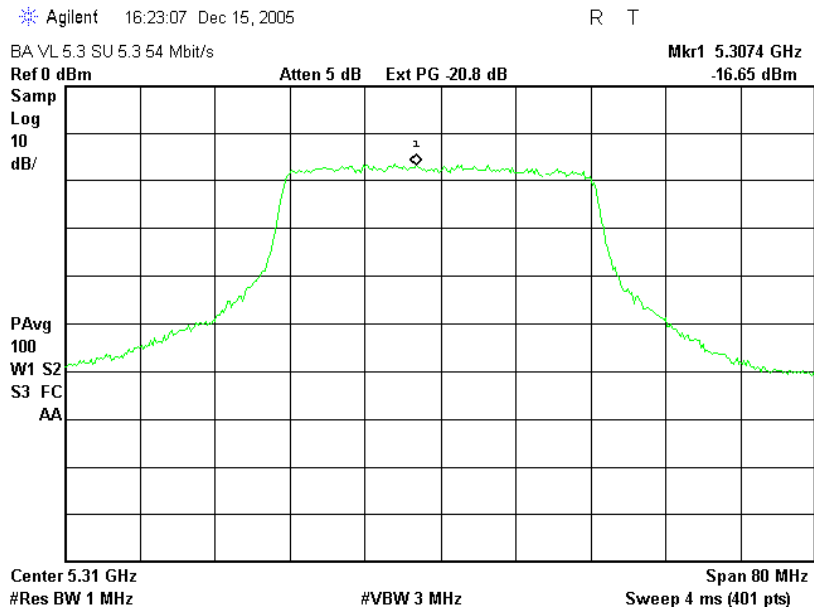


**Test Report No.:** 8612303651 **Page 94 of 164 Pages**  
**Title:** Test on Broadband Wireless Access system: BreezeACCESS VL 5.3 System and Point to Point BreezeNET B system **FCC ID: LKT-VL-53**

**Plot 128.**  
**Carrier Frequency 5.310 GHz. EBW 40 MHz. PRBS 6 Mbit/s**

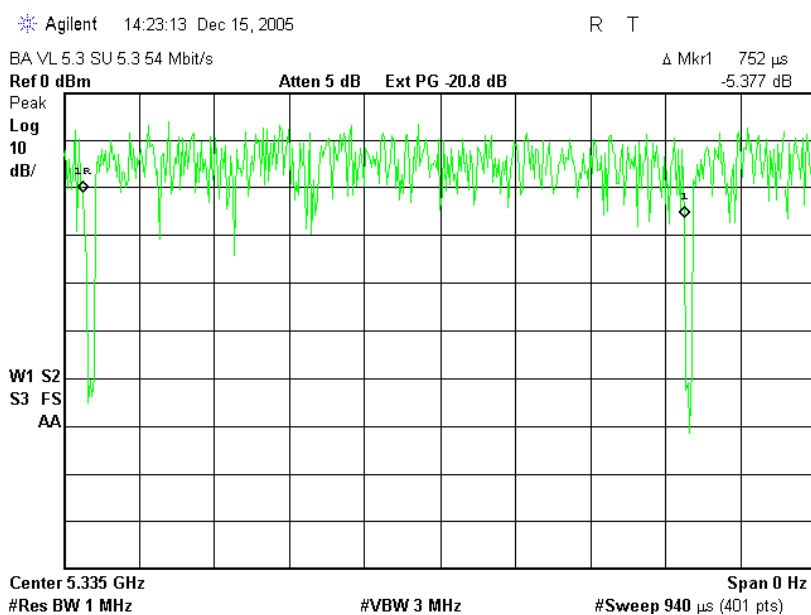


**Plot 129.**  
**Carrier Frequency 5.310 GHz. EBW 40 MHz. PRBS 54 Mbit/s**



**Test Report No.:** 8612303651

Page 95 of 164 Pages

**Title:** Test on Broadband Wireless Access system: BreezeACCESS VL 5.3 System and Point to Point BreezeNET B system**FCC ID:** LKT-VL-53**12.8. BA VL transmitter time duration for the ratio of the Peak Execution measurements 15.407a (6)****Plot 130.**

Video bandwidth was calculated from maximum usable pulse duration T,  
shown in plot

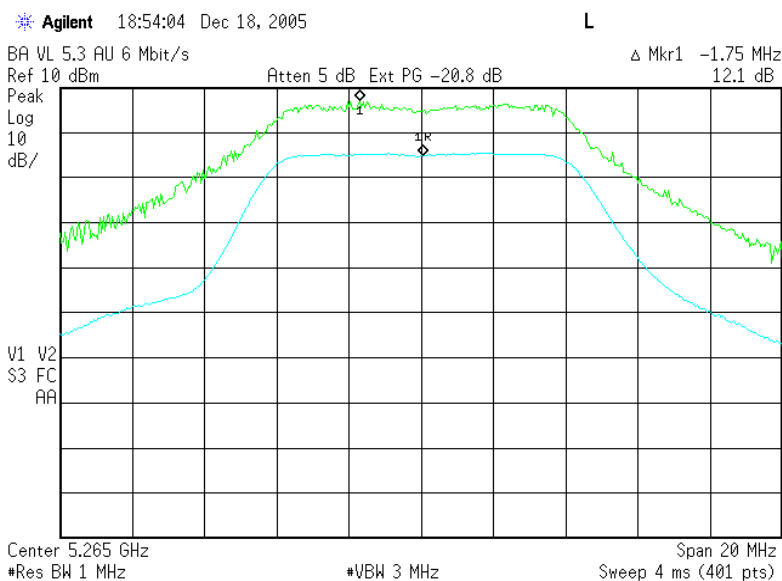
$$VBW \geq 1/T = 1/0.752 \text{ ms} = 1.3 \text{ kHz. Calculated VBW} = 3 \text{ kHz}$$



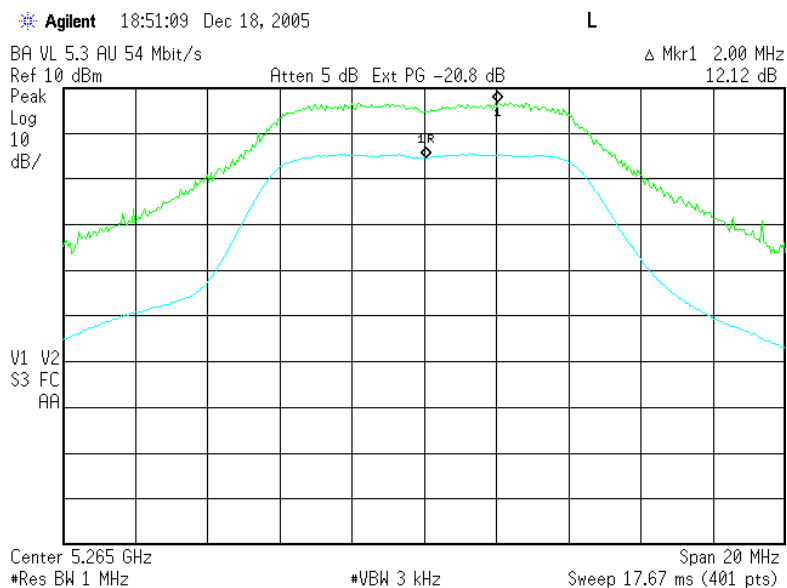


12.9. AU Unit. Antenna 16 dBi - Ratio of the Peak Execution 15.407a (6)

Plot 131.  
Carrier Frequency 5.265 GHz. EBW 10 MHz. PRBS 6 Mbit/s

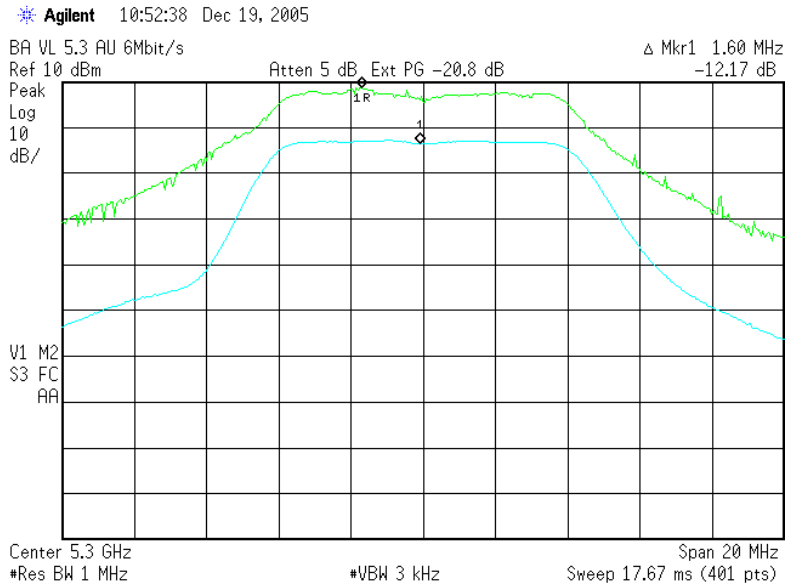


Plot 132.  
Carrier Frequency 5.265 GHz. EBW 10 MHz. PRBS 54 Mbit/s

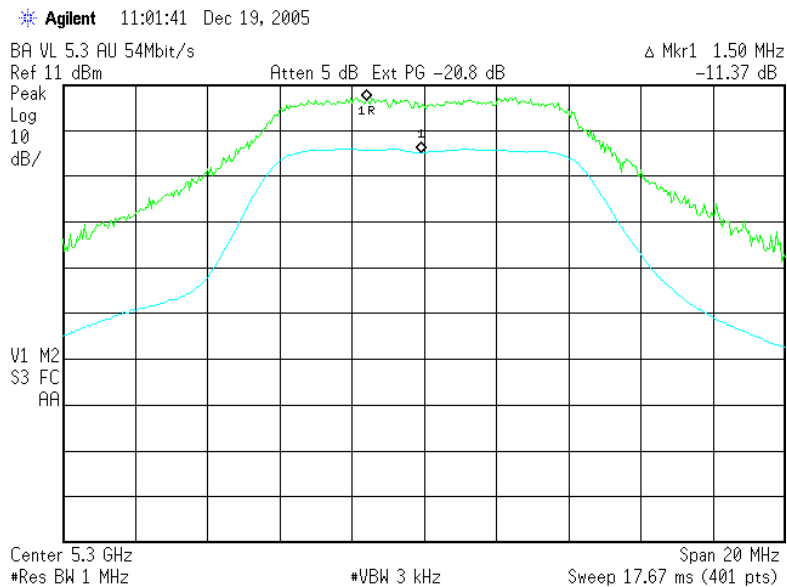




**Plot 133.**  
**Carrier Frequency 5.300 GHz. EBW 10 MHz. PRBS 6 Mbit/s**

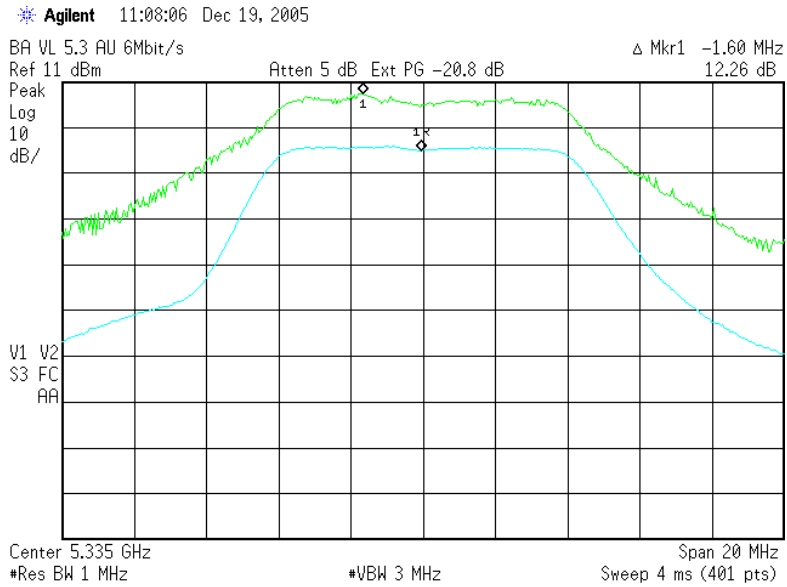


**Plot 134.**  
**Carrier Frequency 5.300 GHz. EBW 10 MHz. PRBS 54 Mbit/s**

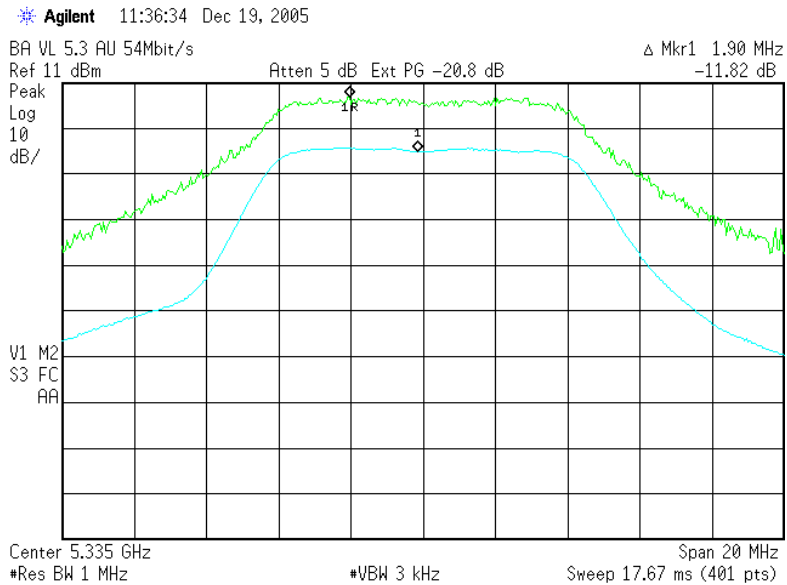




**Plot 135.**  
**Carrier Frequency 5.335 GHz. EBW 10 MHz. PRBS 6 Mbit/s**

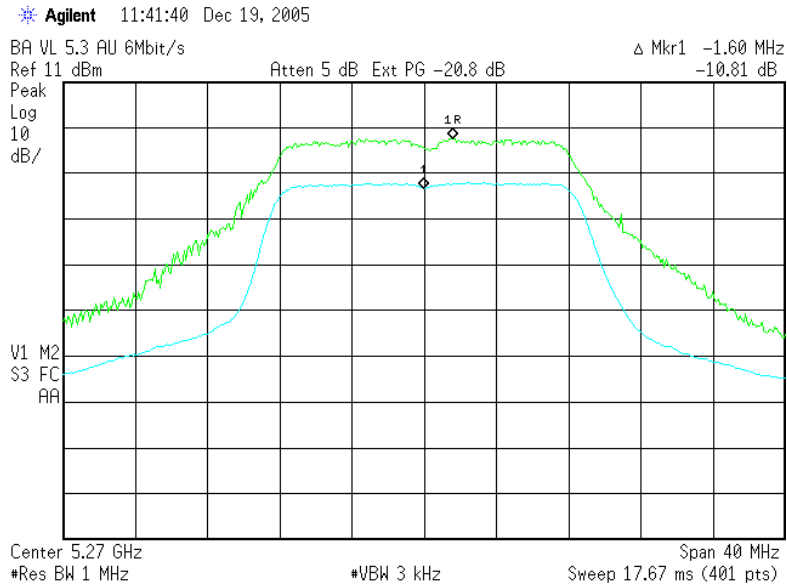


**Plot 136.**  
**Carrier Frequency 5.335 GHz. EBW 10 MHz. PRBS 54 Mbit/s**

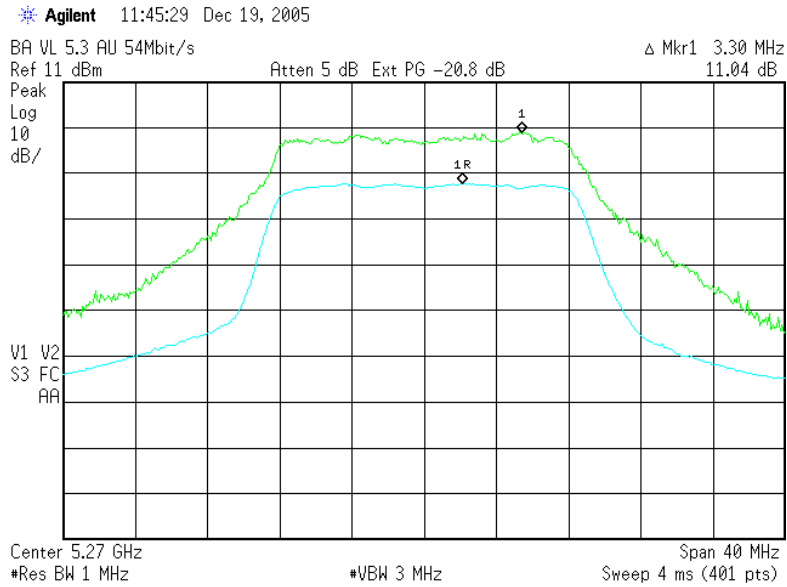




**Plot 137.**  
**Carrier Frequency 5.270 GHz. EBW 20 MHz. PRBS 6 Mbit/s**



**Plot 138.**  
**Carrier Frequency 5.270 GHz. EBW 20 MHz. PRBS 54 Mbit/s**



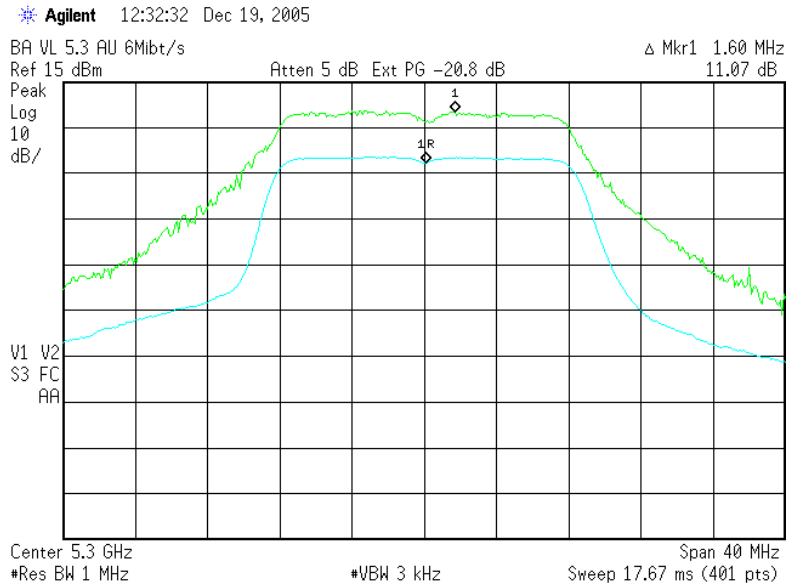


**Test Report No.:** 8612303651

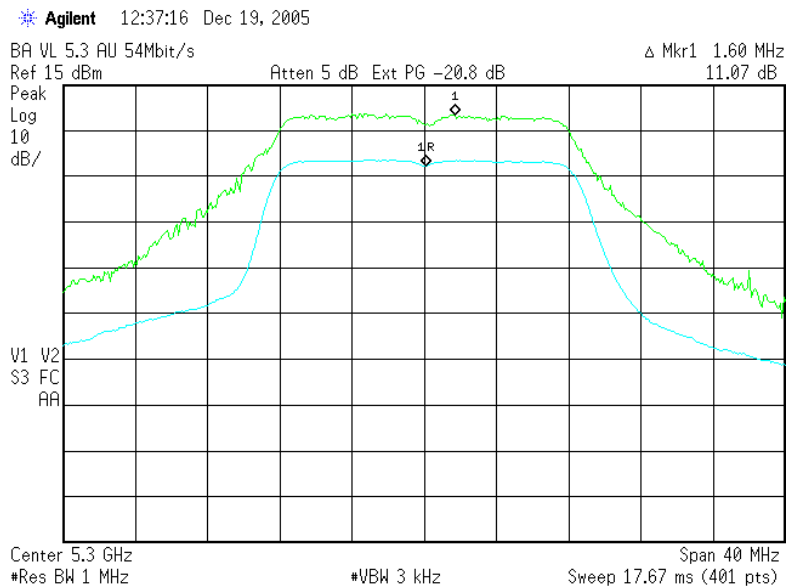
**Page 100 of 164 Pages**

**Title:** Test on Broadband Wireless Access system: BreezeACCESS VL 5.3 System and Point to Point BreezeNET B system **FCC ID: LKT-VL-53**

**Plot 139.**  
**Carrier Frequency 5.300 GHz. EBW 20 MHz. PRBS 6 Mbit/s**

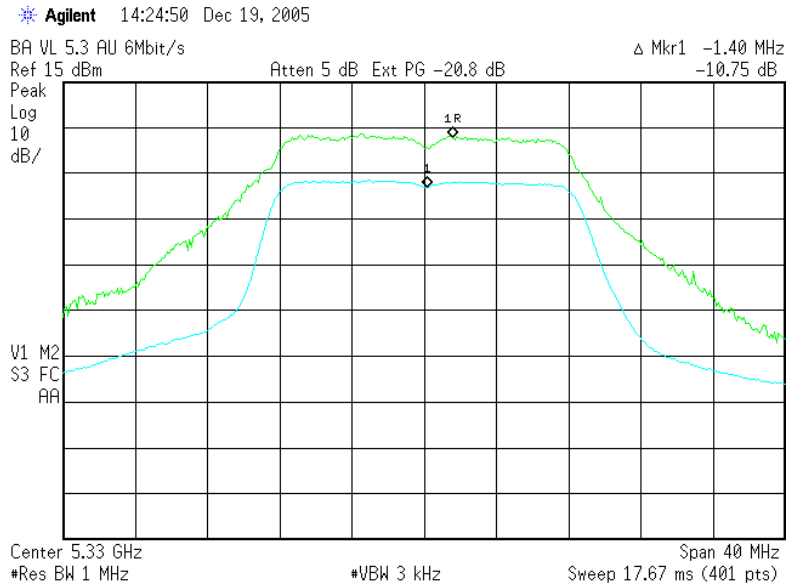


**Plot 140.**  
**Carrier Frequency 5.300 GHz. EBW 20 MHz. PRBS 54 Mbit/s**

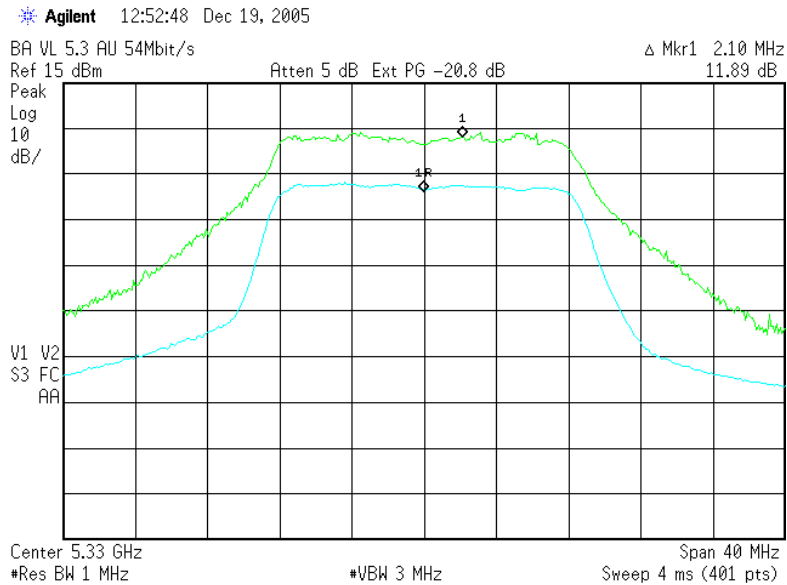




**Plot 141.**  
**Carrier Frequency 5.330 GHz. EBW 20 MHz. PRBS 6 Mbit/s**



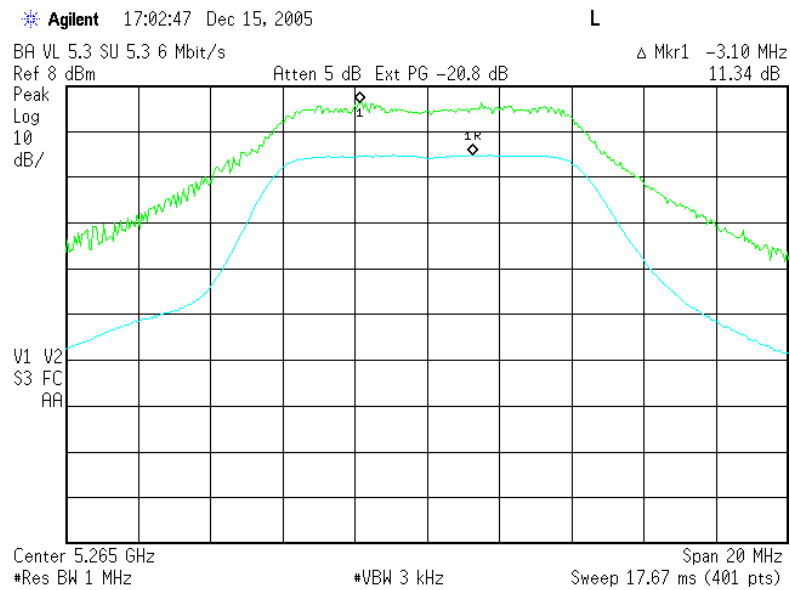
**Plot 142.**  
**Carrier Frequency 5.330 GHz. EBW 20 MHz. PRBS 54 Mbit/s**



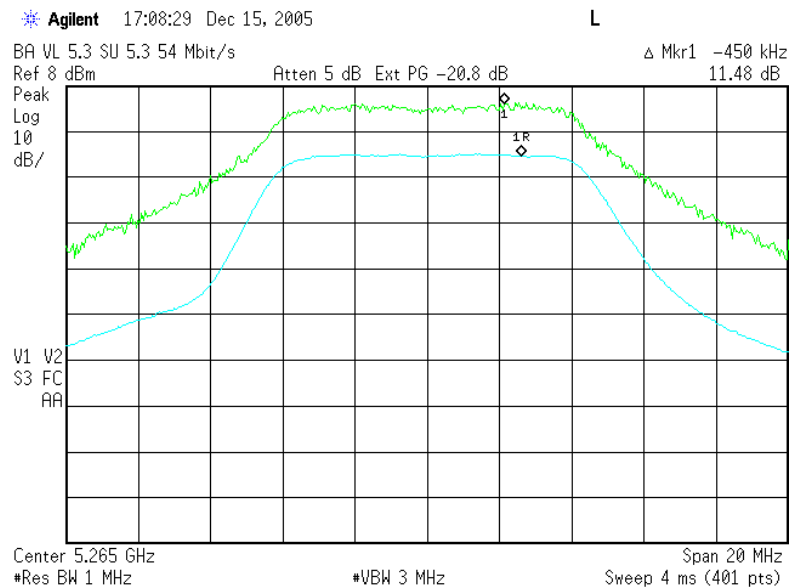


**12.10. SU Unit. Antenna 21 dBi - Ratio of the Peak Execution 15.407a (6)**

**Plot 143.**  
**Carrier Frequency 5.265 GHz. EBW 10 MHz. PRBS 6 Mbit/s**



**Plot 144.**  
**Carrier Frequency 5.265 GHz. EBW 10 MHz. PRBS 54 Mbit/s**



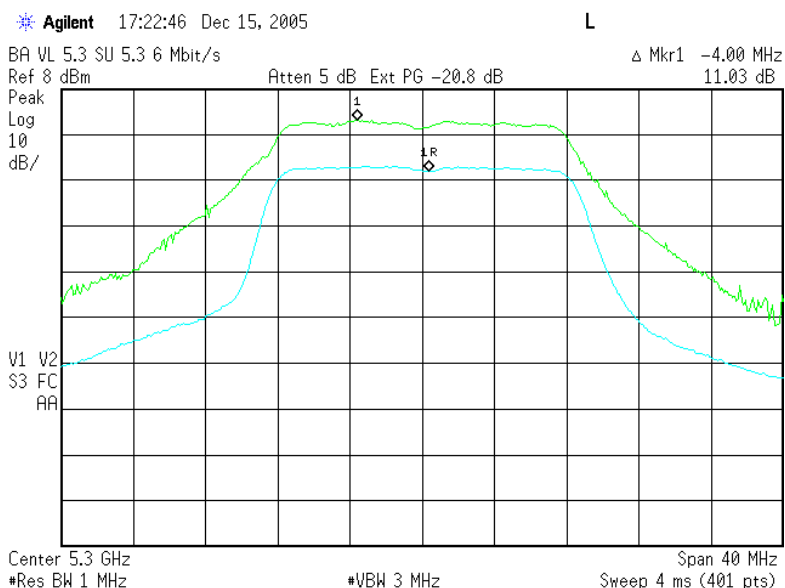


**Test Report No.:** 8612303651

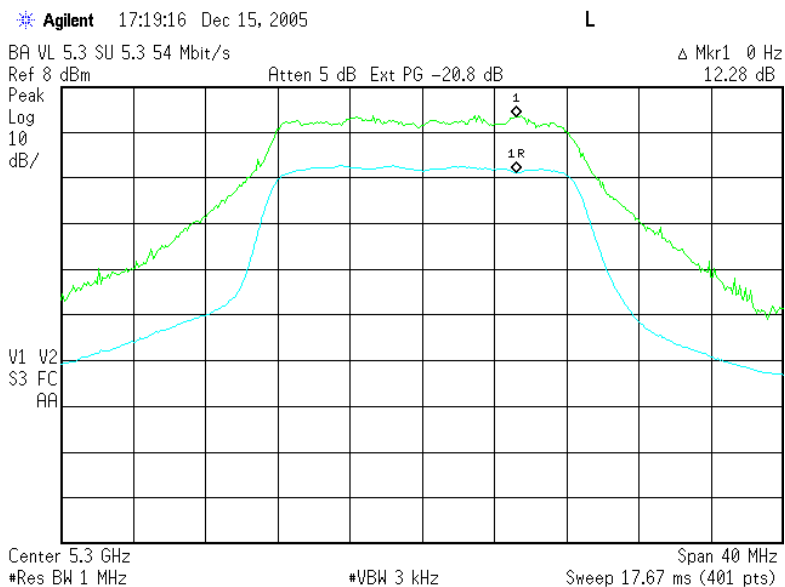
**Page 103 of 164 Pages**

**Title:** Test on Broadband Wireless Access system: BreezeACCESS VL 5.3 System and Point to Point BreezeNET B system **FCC ID: LKT-VL-53**

**Plot 145.**  
**Carrier Frequency 5.300 GHz. EBW 10 MHz. PRBS 6 Mbit/s**



**Plot 146.**  
**Carrier Frequency 5.300 GHz. EBW 10 MHz. PRBS 54 Mbit/s**







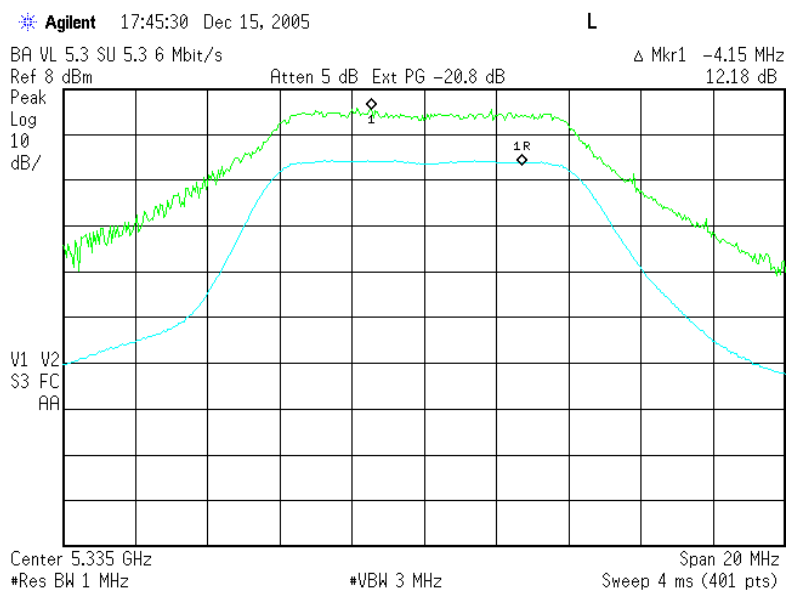
Test Report No.: 8612303651

Page 104 of 164 Pages

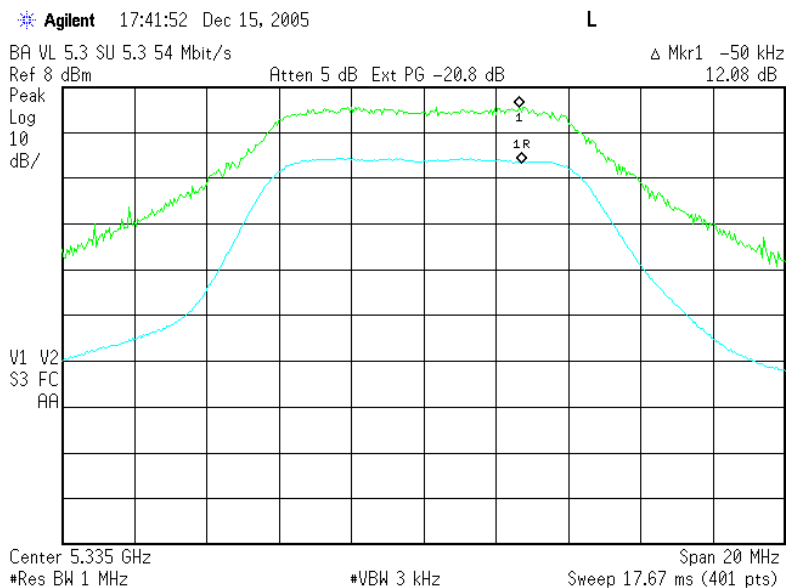
Title: Test on Broadband Wireless Access system: BreezeACCESS VL 5.3 System and Point to Point BreezeNET B system

FCC ID: LKT-VL-53

**Plot 147.**  
**Carrier Frequency 5.335 GHz. EBW 10 MHz. PRBS 6 Mbit/s**



**Plot 148.**  
**Carrier Frequency 5.335 GHz. EBW 10 MHz. PRBS 54 Mbit/s**





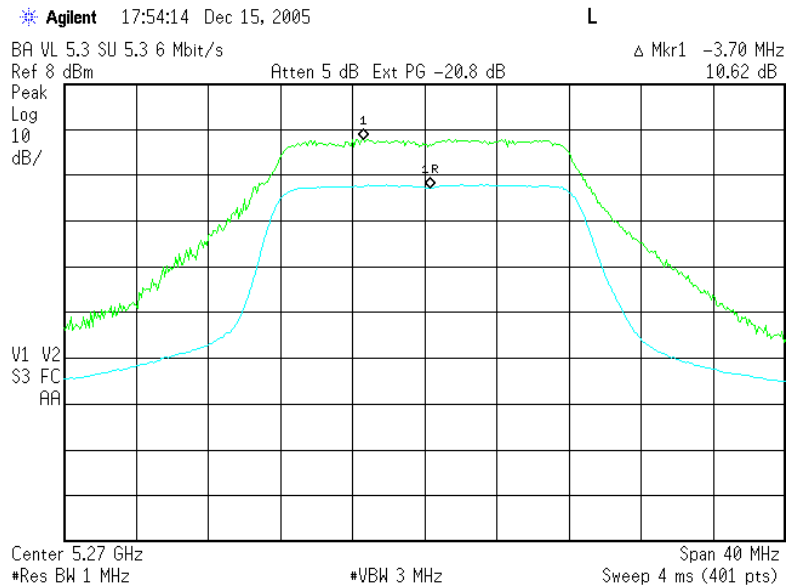
Test Report No.: 8612303651

Page 105 of 164 Pages

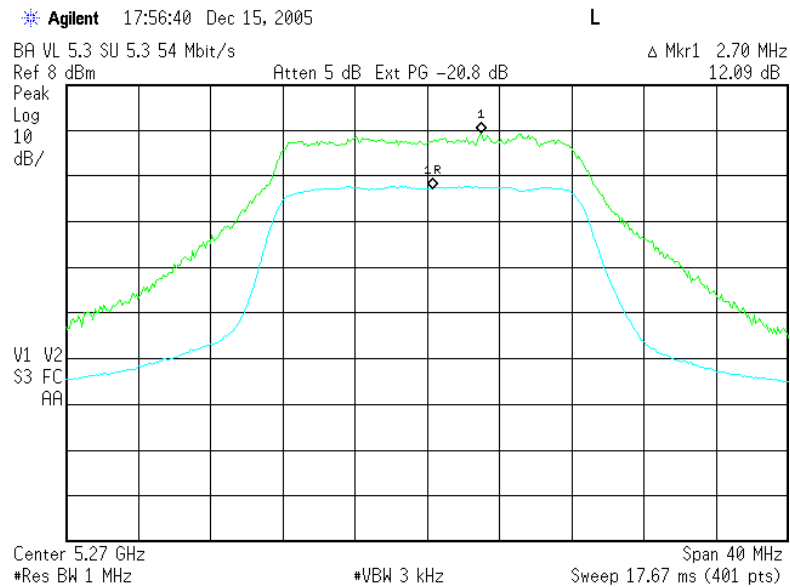
Title: Test on Broadband Wireless Access system: BreezeACCESS VL 5.3 System and Point to Point BreezeNET B system

FCC ID: LKT-VL-53

**Plot 149.**  
**Carrier Frequency 5.270 GHz. EBW 20 MHz. PRBS 6 Mbit/s**

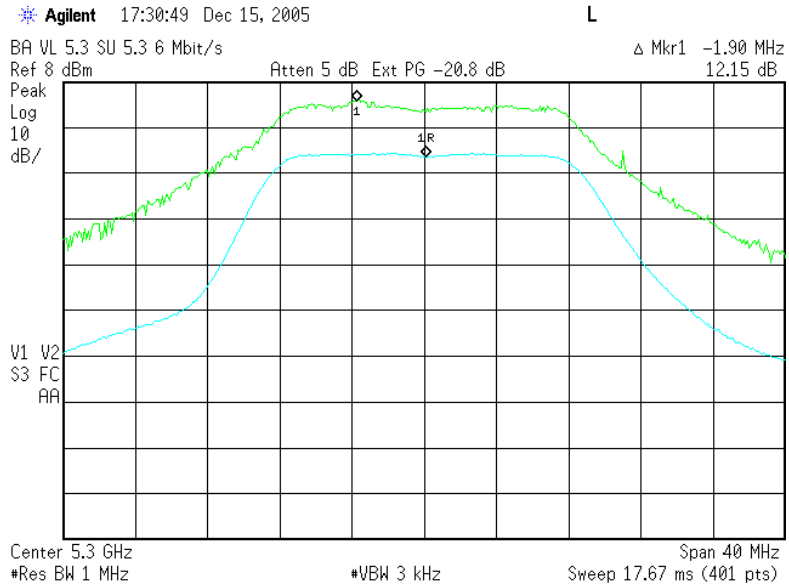


**Plot 150.**  
**Carrier Frequency 5.270 GHz. EBW 20 MHz. PRBS 54 Mbit/s**

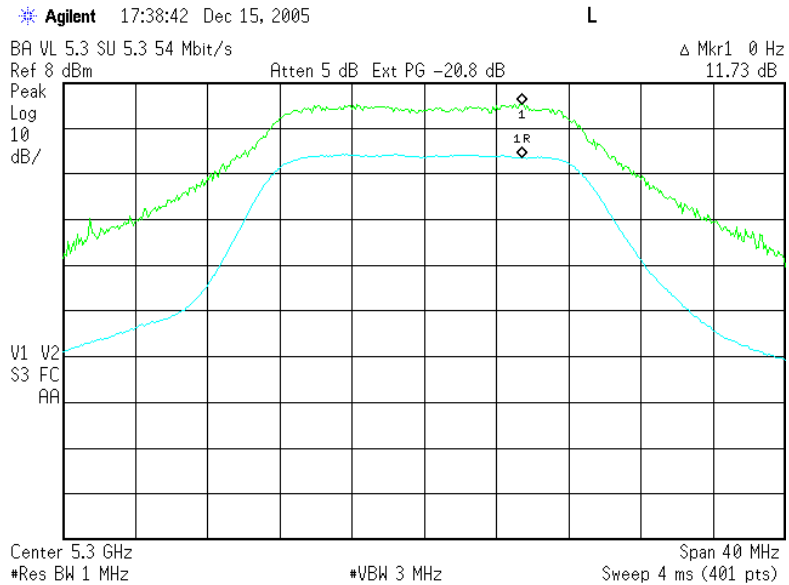




**Plot 151.**  
**Carrier Frequency 5.300 GHz. EBW 20 MHz. PRBS 6 Mbit/s**

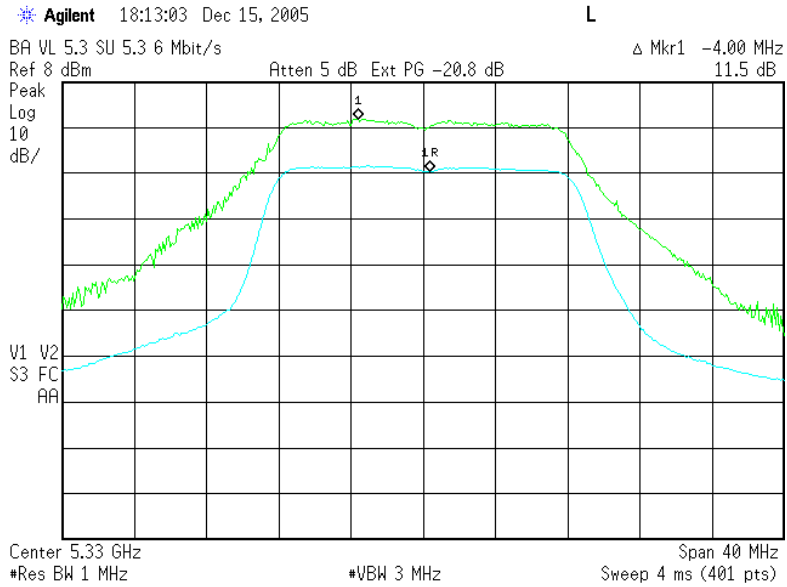


**Plot 152.**  
**Carrier Frequency 5.300 GHz. EBW 20 MHz. PRBS 54 Mbit/s**

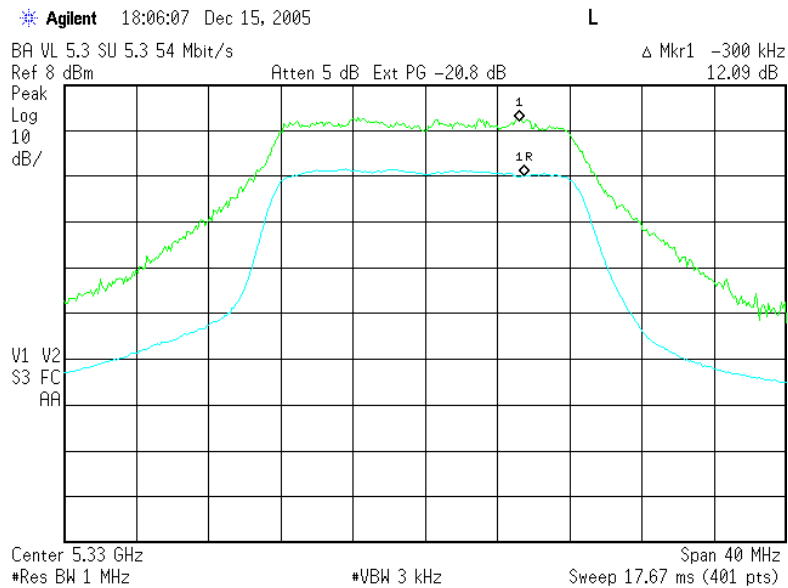




**Plot 153.**  
**Carrier Frequency 5.330 GHz. EBW 20 MHz. PRBS 6 Mbit/s**

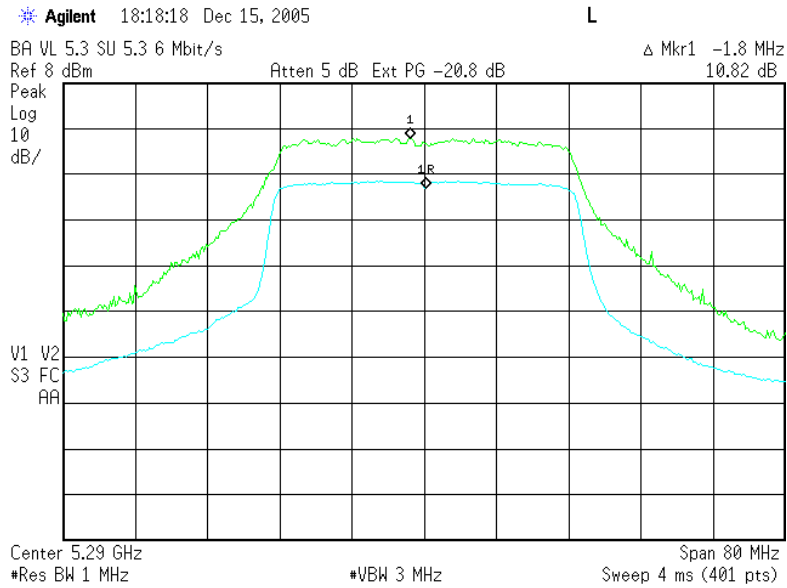


**Plot 154.**  
**Carrier Frequency 5.330 GHz. EBW 10 MHz. PRBS 54 Mbit/s**

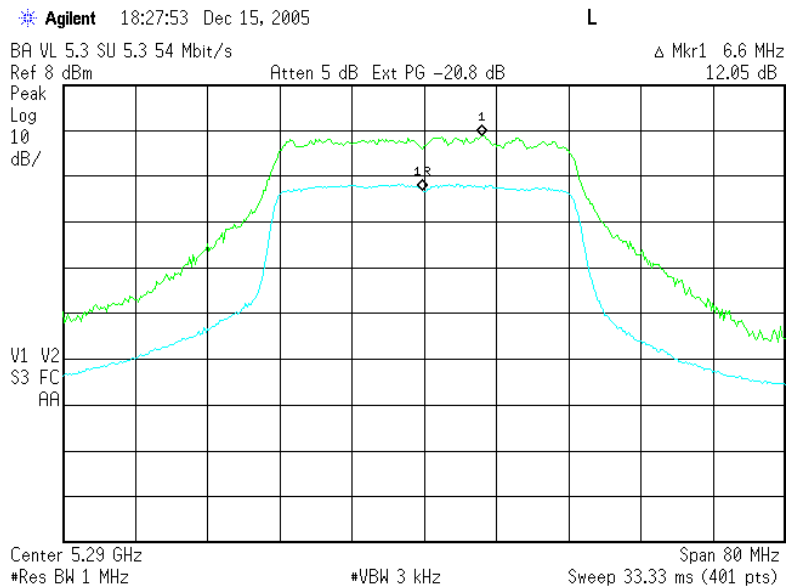




**Plot 155.**  
**Carrier Frequency 5.290 GHz. EBW 40 MHz. PRBS 6 Mbit/s**



**Plot 156.**  
**Carrier Frequency 5.290 GHz. EBW 40 MHz. PRBS 54 Mbit/s**



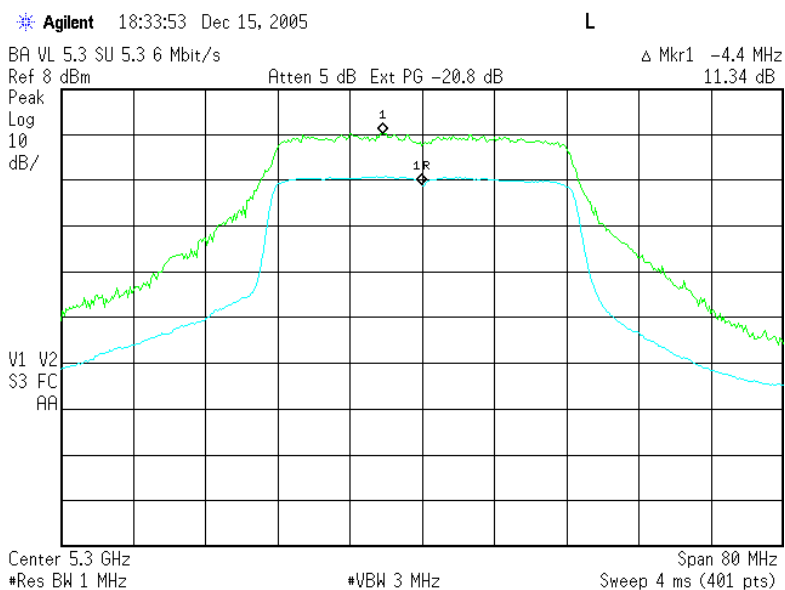


**Test Report No.:** 8612303651

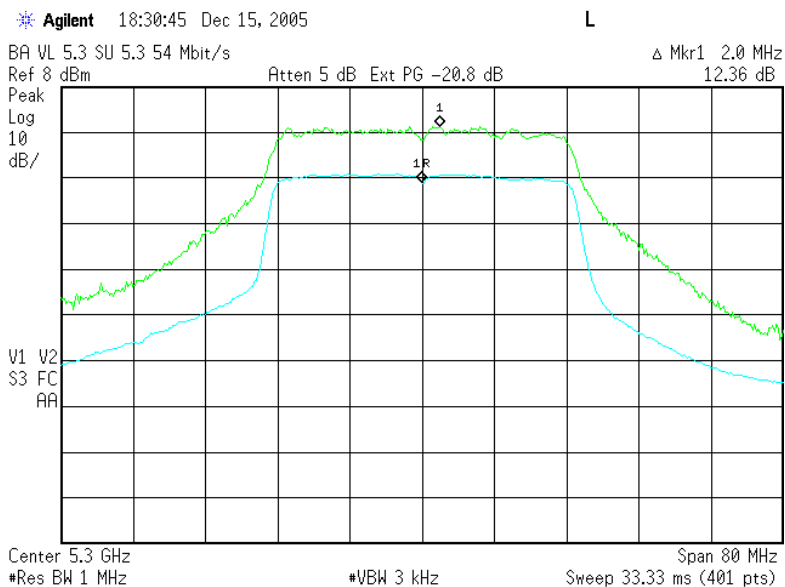
**Page 109 of 164 Pages**

**Title:** Test on Broadband Wireless Access system: BreezeACCESS VL 5.3 System and Point to Point BreezeNET B system **FCC ID: LKT-VL-53**

**Plot 157.**  
**Carrier Frequency 5.300 GHz. EBW 40 MHz. PRBS 6 Mbit/s**



**Plot 158.**  
**Carrier Frequency 5.300 GHz. EBW 40 MHz. PRBS 54 Mbit/s**



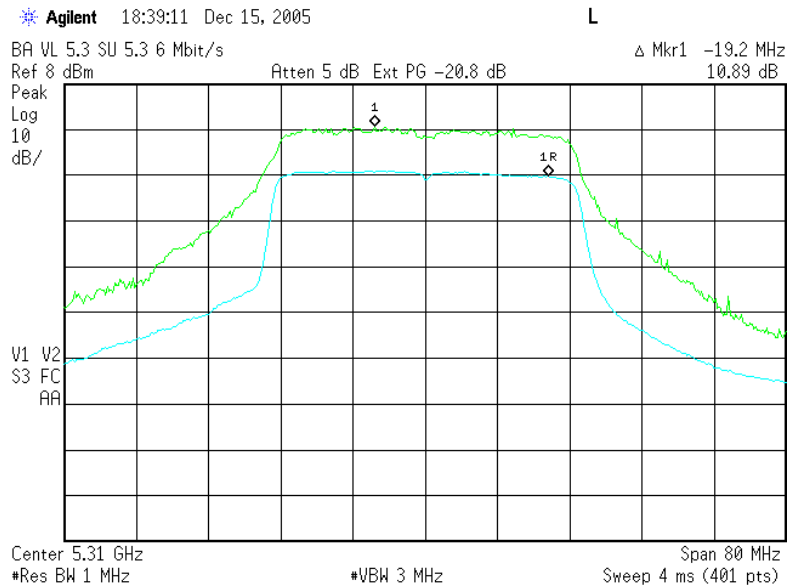


**Test Report No.:** 8612303651

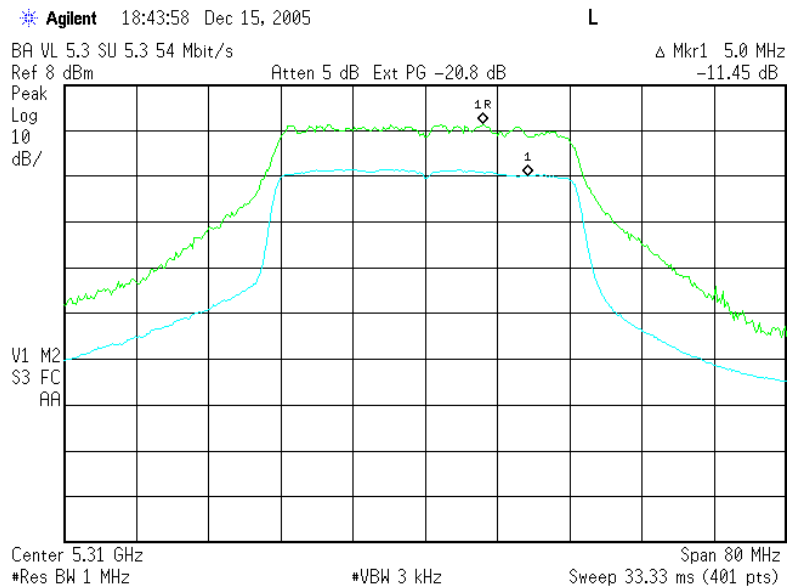
**Page 110 of 164 Pages**

**Title:** Test on Broadband Wireless Access system: BreezeACCESS VL 5.3 System and Point to Point BreezeNET B system **FCC ID:** LKT-VL-53

**Plot 159.**  
**Carrier Frequency 5.310 GHz. EBW 40 MHz. PRBS 6 Mbit/s**



**Plot 160.**  
**Carrier Frequency 5.310 GHz. EBW 40 MHz. PRBS 54 Mbit/s**





**Test Report No.:** 8612303651

**Page 111 of 164 Pages**

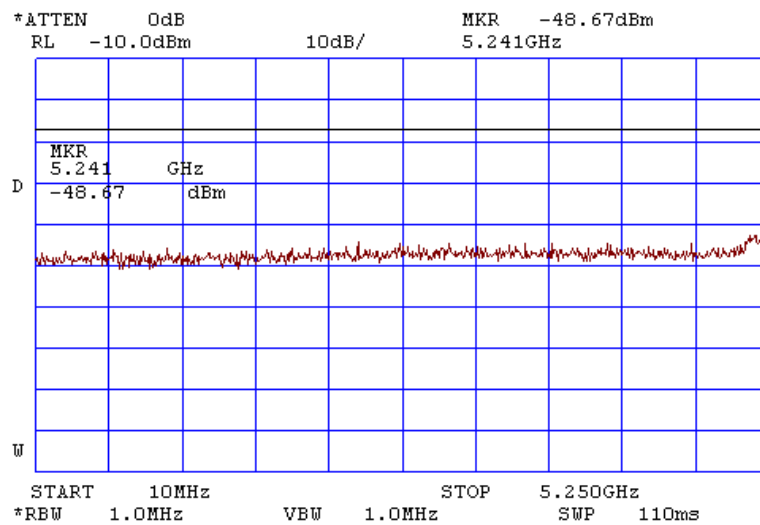
**Title:** Test on Broadband Wireless Access system: BreezeACCESS VL 5.3 System and Point to Point BreezeNET B system

**FCC ID:** LKT-VL-53

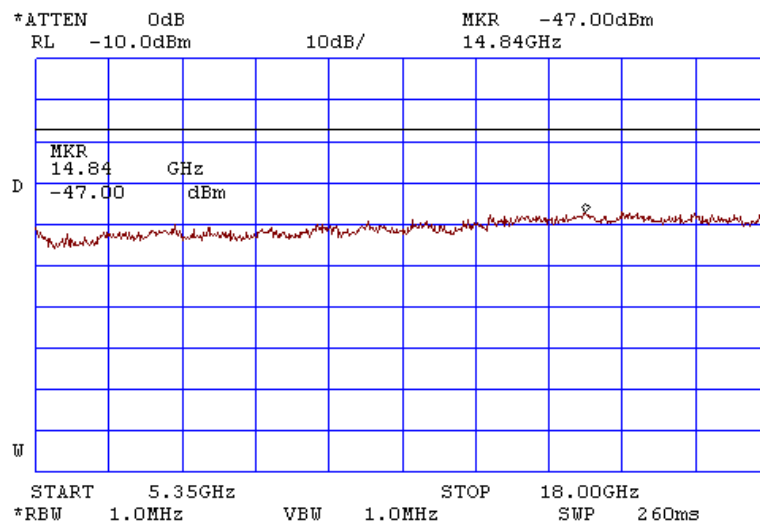
**12.11. AU Unit. Peak Emissions outside of the frequency band 15.407b (2).  
Limit line - -27 dBm/MHz**

**Plot 161.**

**Carrier Frequency 5.265 GHz. EBW-10 MHz. Output power 9 dBm.**



**Plot 162.**







Test Report No.: 8612303651

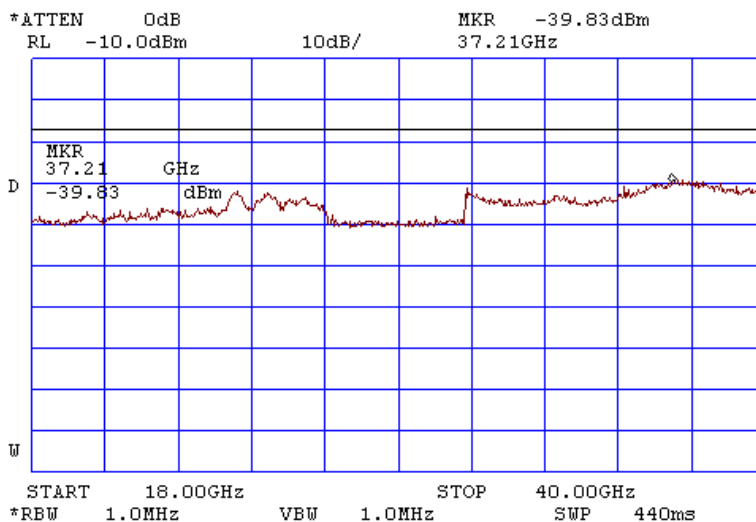
Page 112 of 164 Pages

Title: Test on Broadband Wireless Access system: BreezeACCESS VL 5.3 System and Point to Point BreezeNET B system

FCC ID: LKT-VL-53

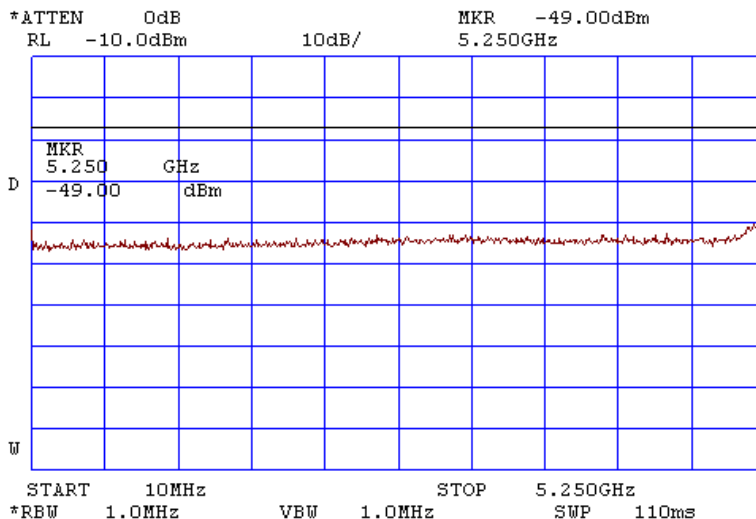
Plot 163.

Carrier Frequency 5.265 GHz. EBW-10 MHz. Output power 9 dBm.



Plot 164.

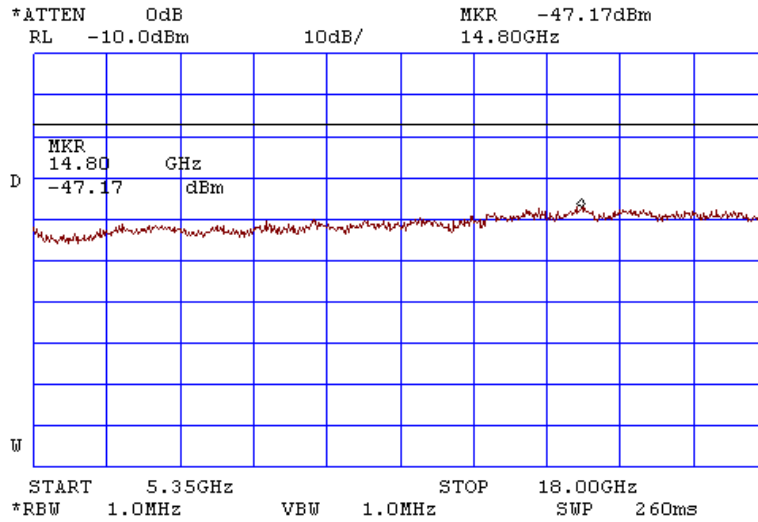
Carrier Frequency 5.300 GHz. EBW-10 MHz. Output power 11 dBm.



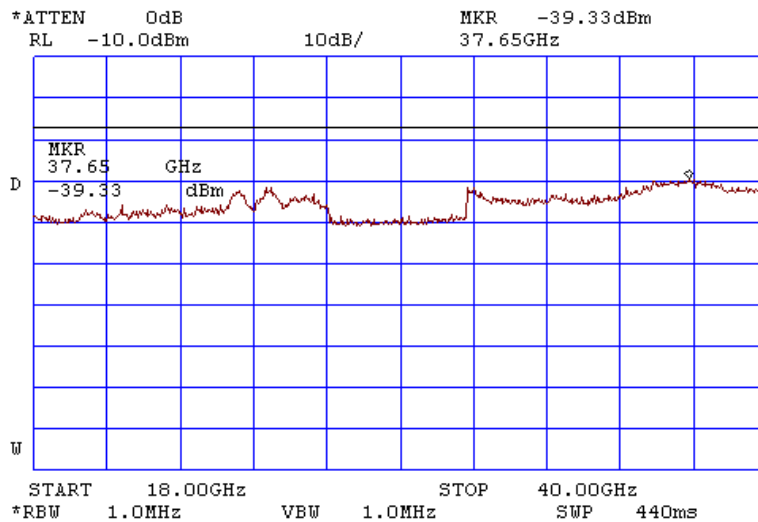


**Test Report No.:** 8612303651 **Page 113 of 164 Pages**  
**Title:** Test on Broadband Wireless Access system: BreezeACCESS VL 5.3 System and Point to Point BreezeNET B system **FCC ID:** LKT-VL-53

**Plot 165.**  
**Carrier Frequency 5.300 GHz. EBW-10 MHz. Output power 11 dBm.**



**Plot 166.**



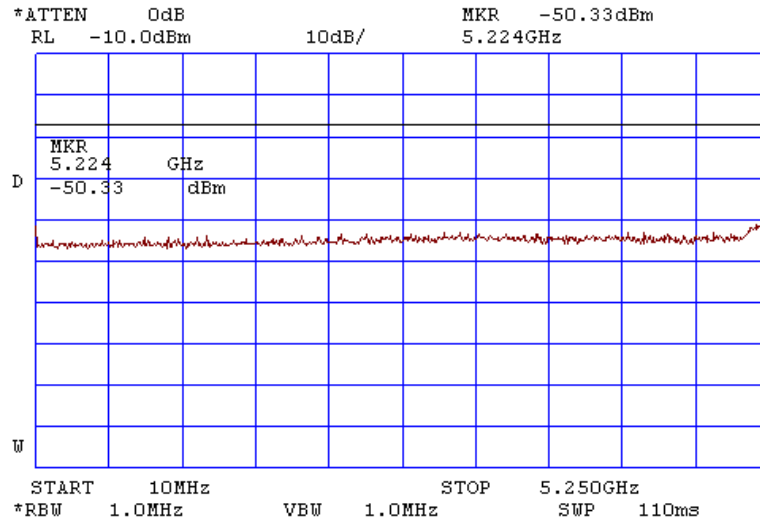


**Test Report No.:** 8612303651

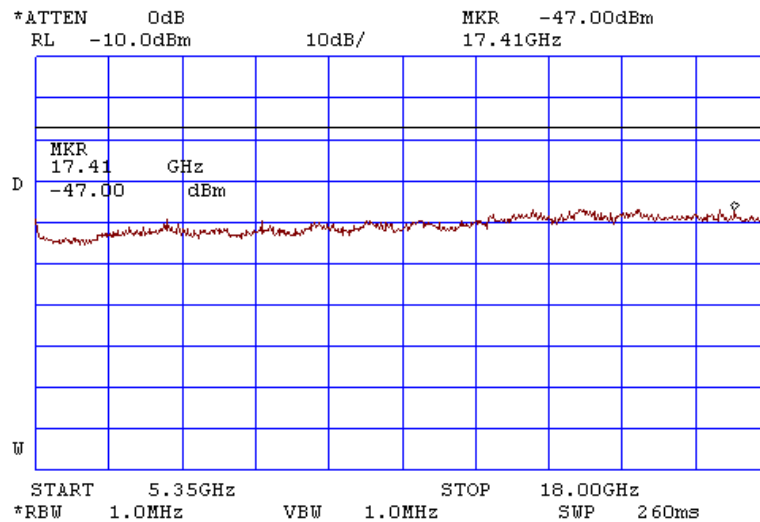
**Page 114 of 164 Pages**

**Title:** Test on Broadband Wireless Access system: BreezeACCESS VL 5.3 System and Point to Point BreezeNET B system **FCC ID: LKT-VL-53**

**Plot 167.**  
**Carrier Frequency 5.335 GHz. EBW-10 MHz. Output power 11 dBm.**



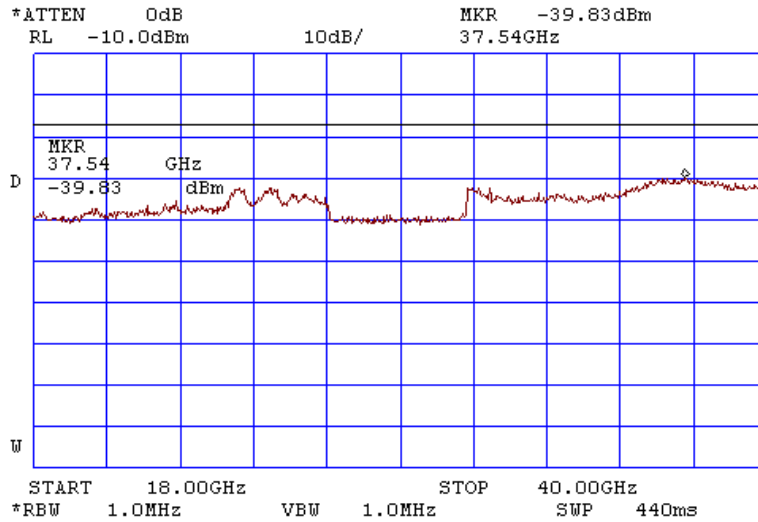
**Plot 168.**



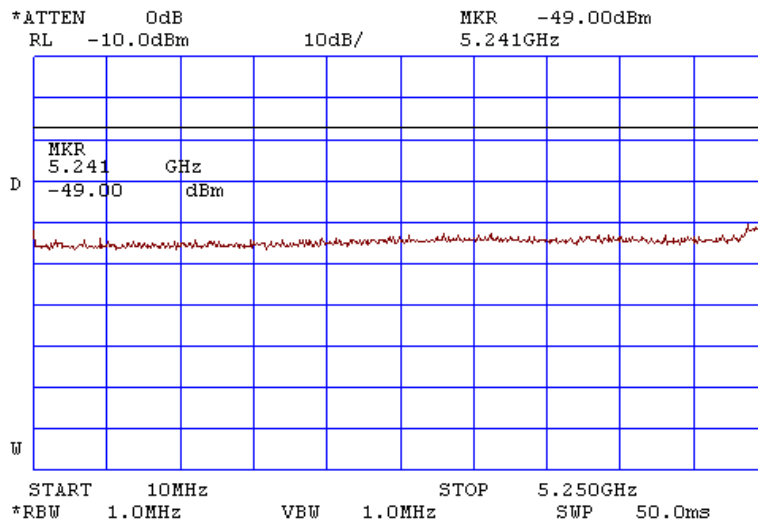


**Test Report No.:** 8612303651 **Page 115 of 164 Pages**  
**Title:** Test on Broadband Wireless Access system: BreezeACCESS VL 5.3 System and Point to Point BreezeNET B system **FCC ID: LKT-VL-53**

**Plot 169.**  
**Carrier Frequency 5.335 GHz. EBW-10 MHz. Output power 11 dBm.**



**Plot 170.**  
**Carrier Frequency 5.270 GHz. EBW-20 MHz. Output power 4 dBm.**





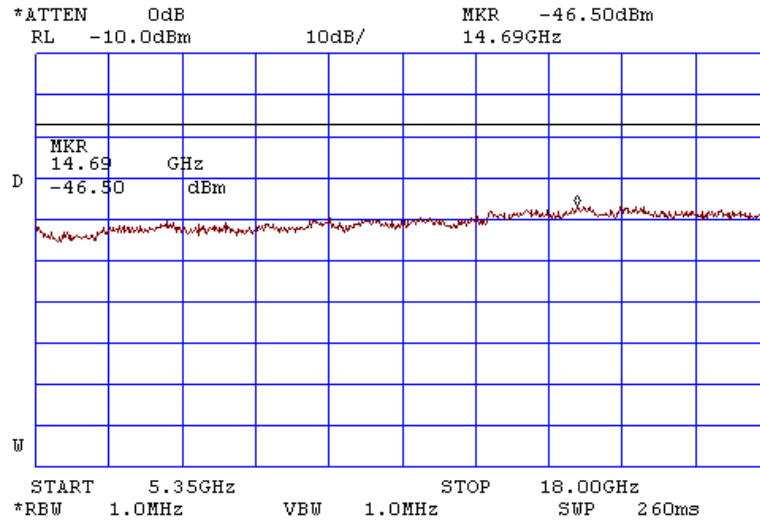
**Test Report No.:** 8612303651

**Page 116 of 164 Pages**

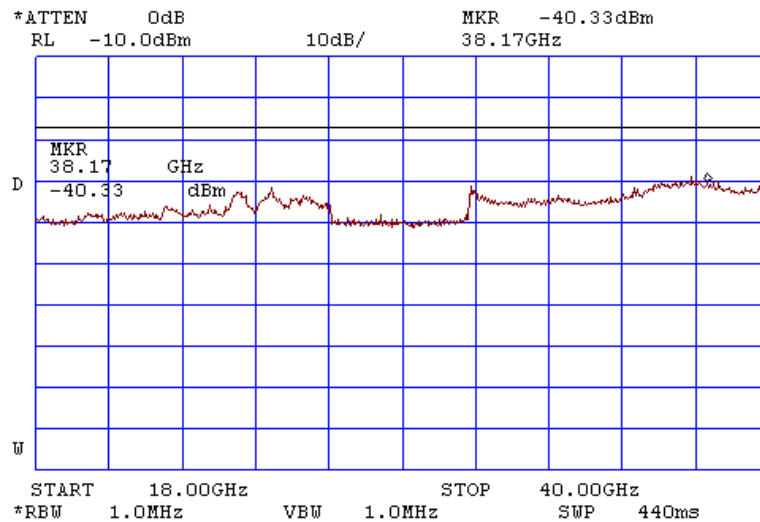
**Title:** Test on Broadband Wireless Access system: BreezeACCESS VL 5.3 System and Point to Point BreezeNET B system

**FCC ID:** LKT-VL-53

**Plot 171.**  
**Carrier Frequency 5.270 GHz. EBW-20 MHz. Output power 4 dBm.**



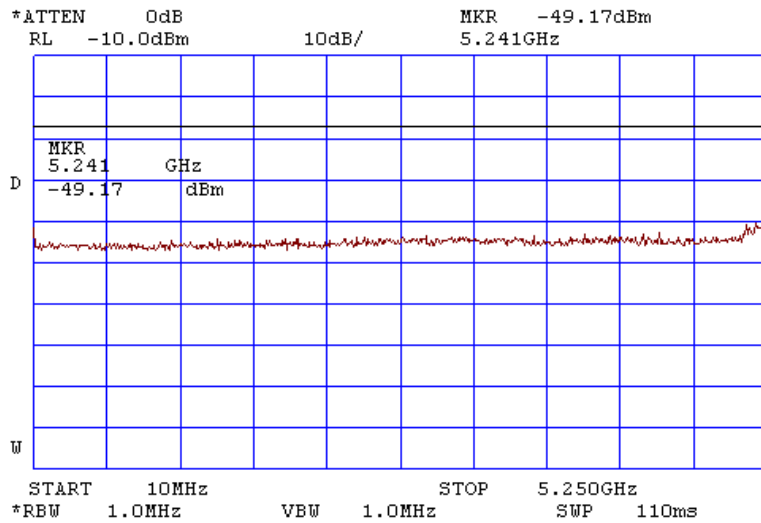
**Plot 172.**



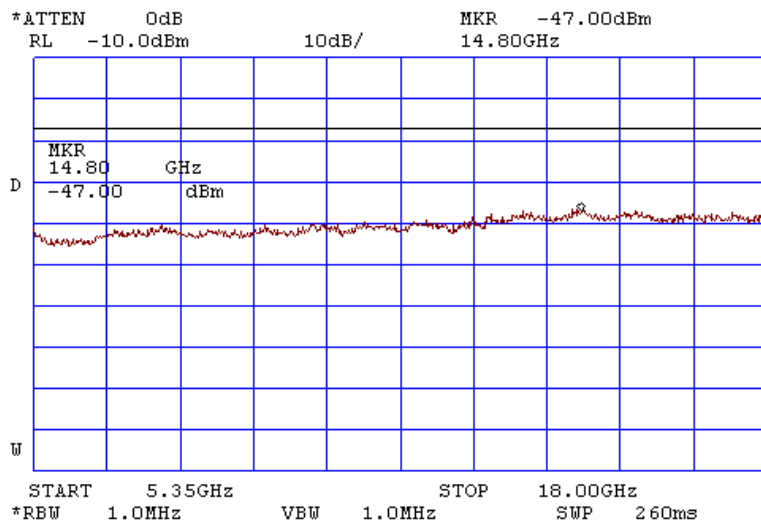


**Test Report No.:** 8612303651 **Page 117 of 164 Pages**  
**Title:** Test on Broadband Wireless Access system: BreezeACCESS VL 5.3 System and Point to Point BreezeNET B system **FCC ID: LKT-VL-53**

**Plot 173.**  
**Carrier Frequency 5.300 GHz. EBW-20 MHz. Output power 11 dBm**



**Plot 174.**





Test Report No.: 8612303651

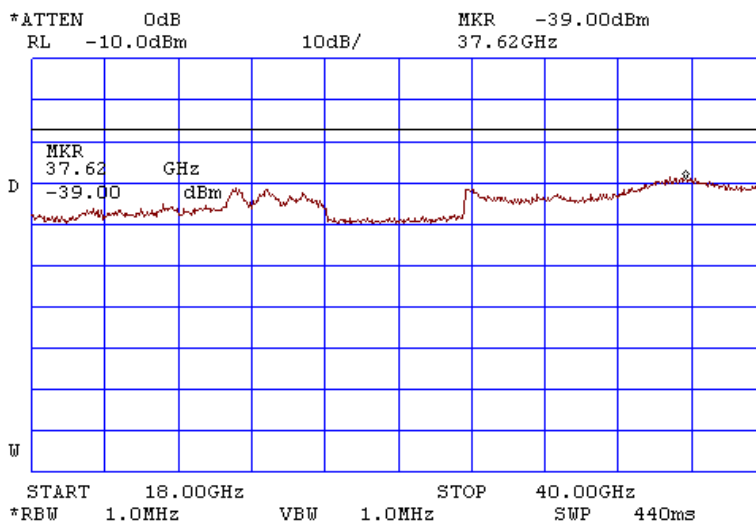
Page 118 of 164 Pages

Title: Test on Broadband Wireless Access system: BreezeACCESS VL 5.3 System and Point to Point BreezeNET B system

FCC ID: LKT-VL-53

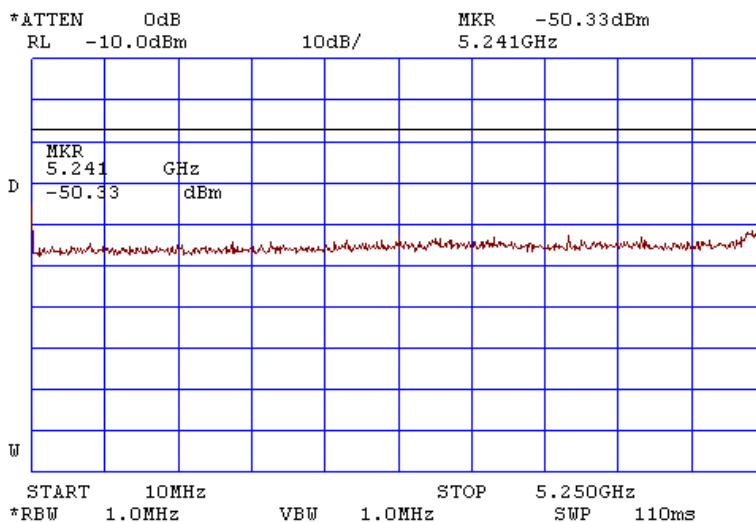
Plot 175.

Carrier Frequency 5.300 GHz. EBW-20 MHz. Output power 11 dBm



Plot 176.

Carrier Frequency 5.330 GHz. EBW-20 MHz. Output power 9 dBm





**Test Report No.:** 8612303651

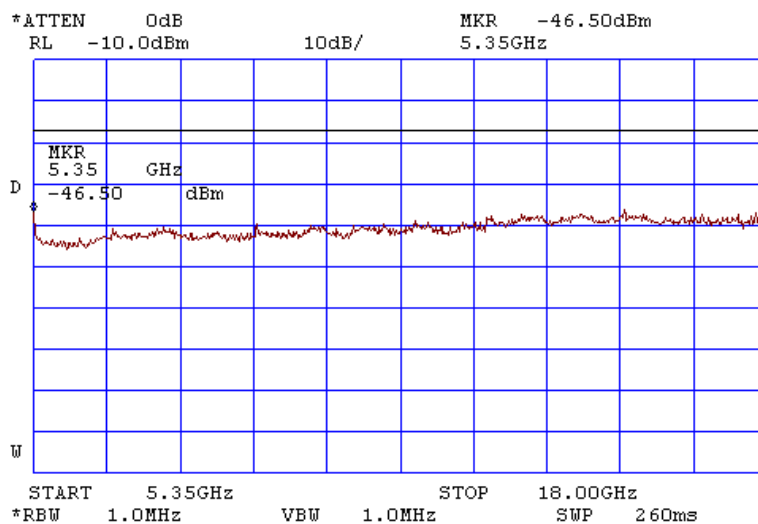
**Page 119 of 164 Pages**

**Title:** Test on Broadband Wireless Access system: BreezeACCESS VL 5.3 System and Point to Point BreezeNET B system

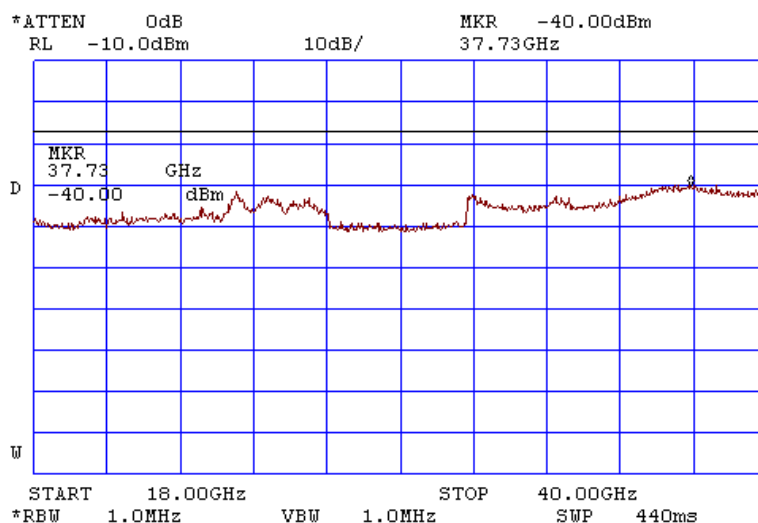
**FCC ID:** LKT-VL-53

**Plot 177.**

**Carrier Frequency 5.330 GHz. EBW-20 MHz. Output power 9 dBm**



**Plot 178.**







**Test Report No.:** 8612303651

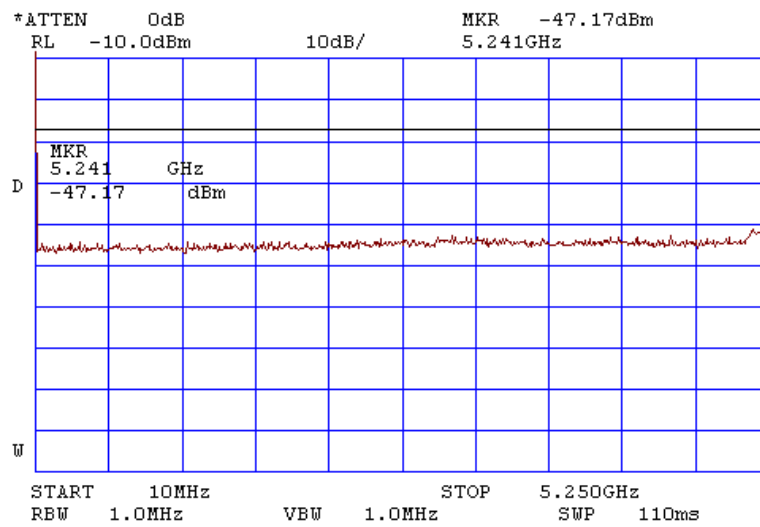
**Page 120 of 164 Pages**

**Title:** Test on Broadband Wireless Access system: BreezeACCESS VL 5.3 System and Point to Point BreezeNET B system

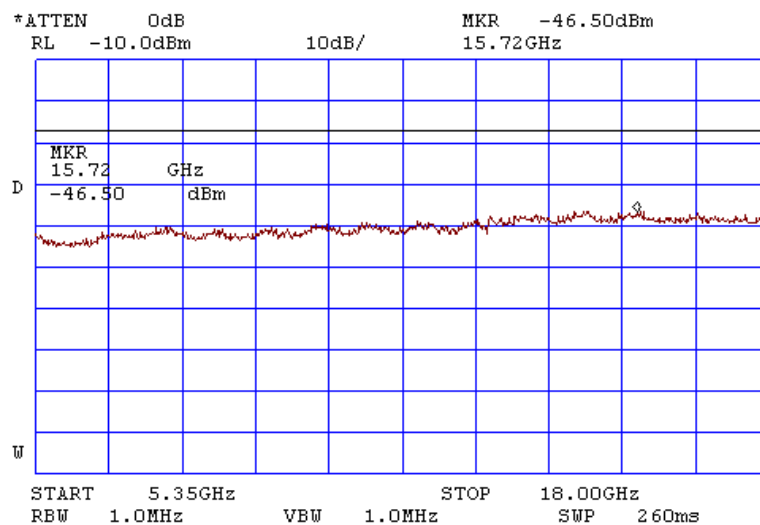
**FCC ID:** LKT-VL-53

**12.12. SU Unit. Peak Emissions outside of the frequency band 15.407b (2).  
Limit line - -27 dBm/MHz**

**Plot 179.  
Carrier Frequency 5.265 GHz. EBW-10 MHz. Output power 6 dBm**



**Plot 180.**





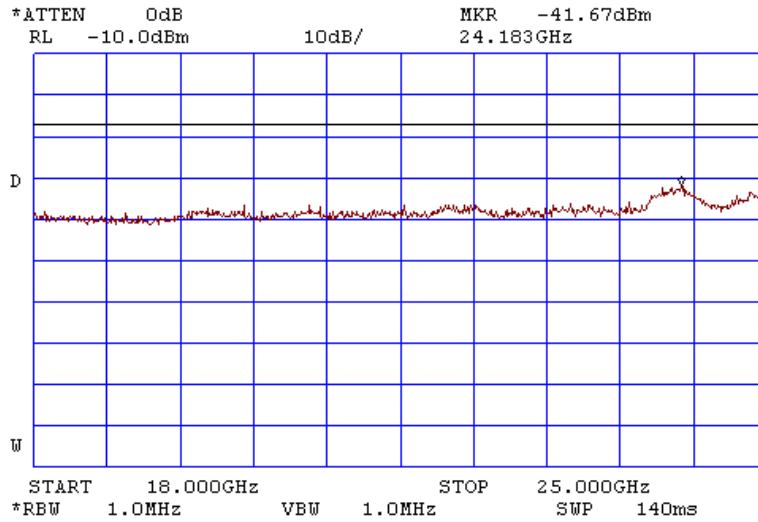
**Test Report No.:** 8612303651

**Page 121 of 164 Pages**

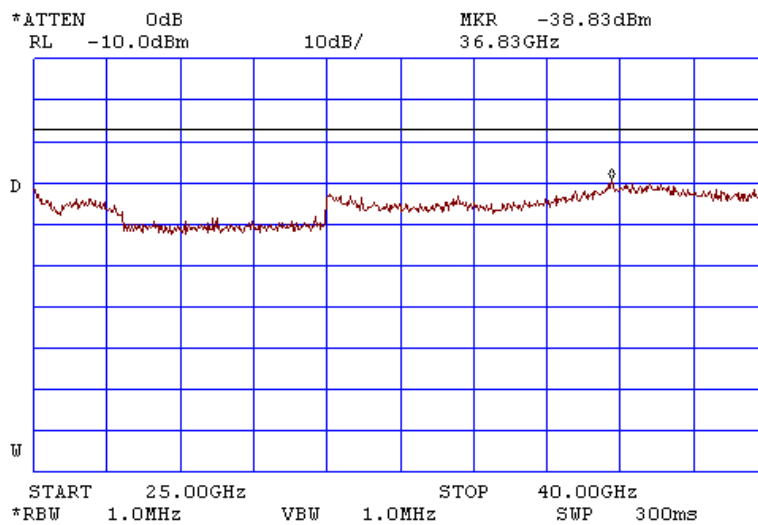
**Title:** Test on Broadband Wireless Access system: BreezeACCESS VL 5.3 System and Point to Point BreezeNET B system **FCC ID: LKT-VL-53**

**Plot 181.**

**Carrier Frequency 5.265 GHz. EBW-10 MHz. Output power 6 dBm**



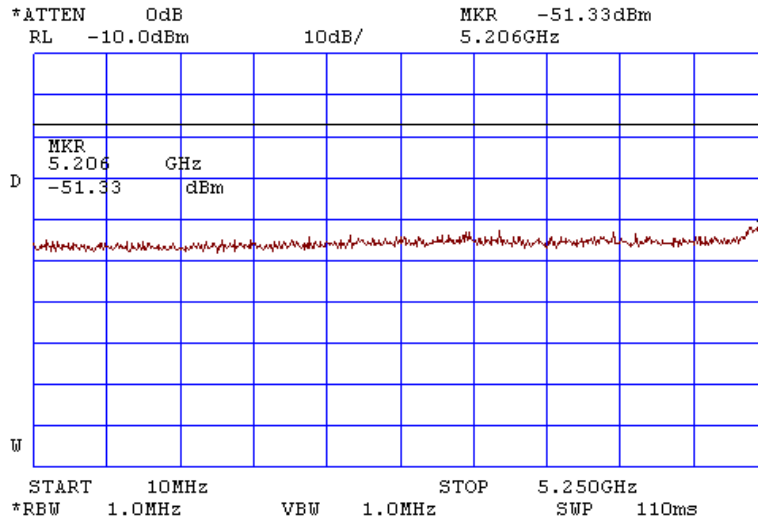
**Plot 182.**



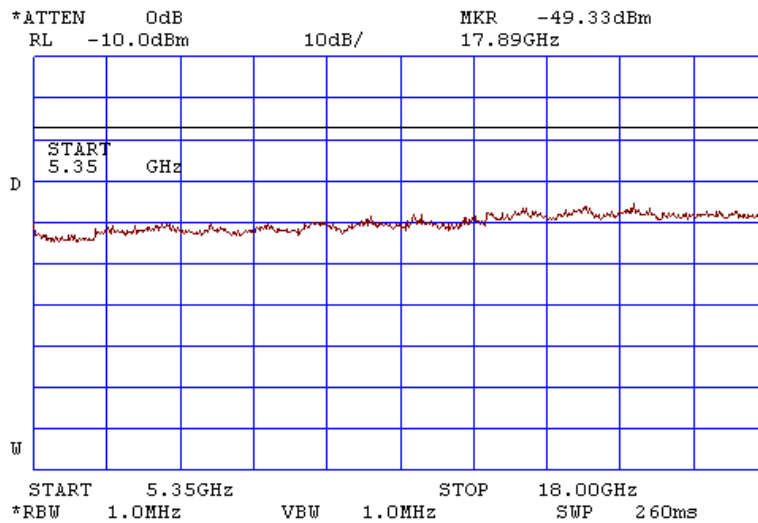


**Test Report No.:** 8612303651 **Page 122 of 164 Pages**  
**Title:** Test on Broadband Wireless Access system: BreezeACCESS VL 5.3 System and Point to Point BreezeNET B system **FCC ID: LKT-VL-53**

**Plot 183.**  
**Carrier Frequency 5.300 GHz. EBW-10 MHz. Output power 6 dBm**



**Plot 184.**





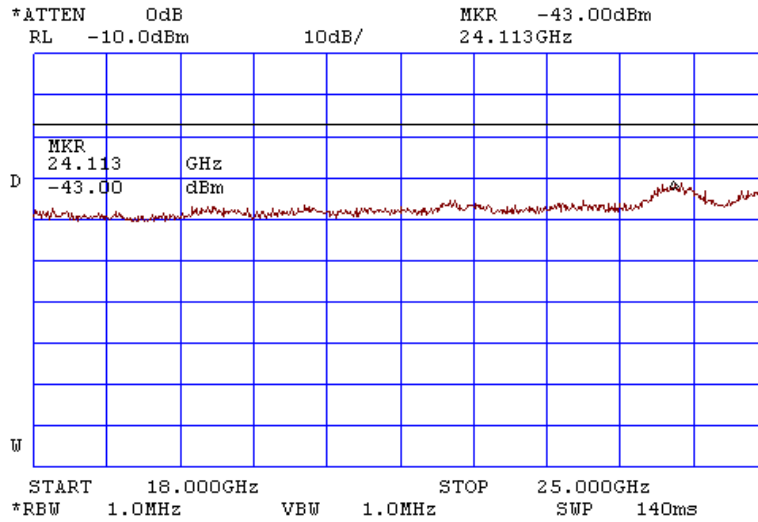
**Test Report No.:** 8612303651

**Page 123 of 164 Pages**

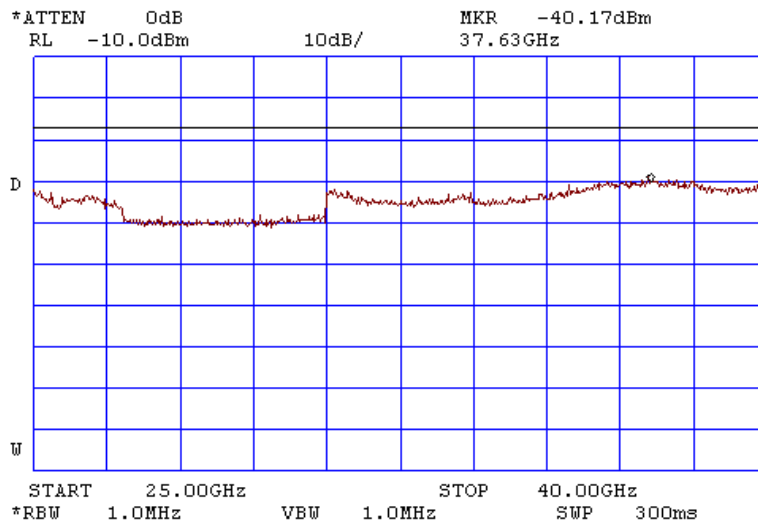
**Title:** Test on Broadband Wireless Access system: BreezeACCESS VL 5.3 System and Point to Point BreezeNET B system **FCC ID: LKT-VL-53**

**Plot 185.**

**r Frequency 5.300 GHz. EBW-10 MHz. Output power 6 dBm**



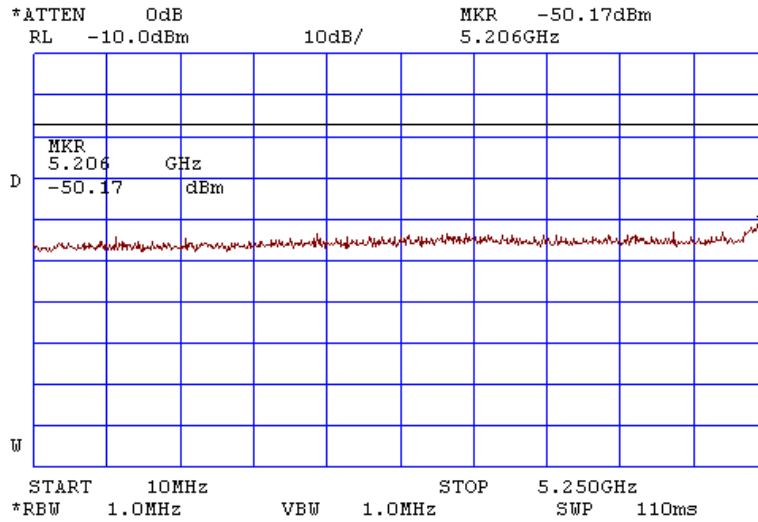
**Plot 186.**



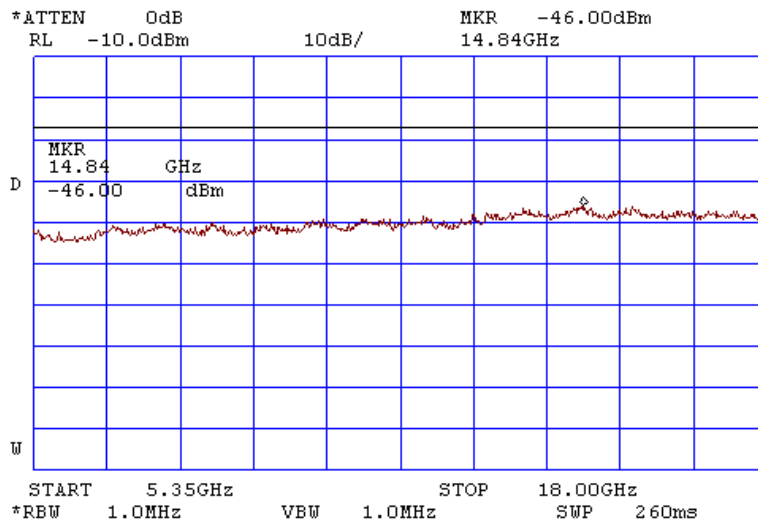


**Test Report No.:** 8612303651 **Page 124 of 164 Pages**  
**Title:** Test on Broadband Wireless Access system: BreezeACCESS VL 5.3 System and Point to Point BreezeNET B system **FCC ID: LKT-VL-53**

**Plot 187.**  
**Carrier Frequency 5.335 GHz. EBW-10 MHz. Output power 6 dBm**



**Plot 188.**





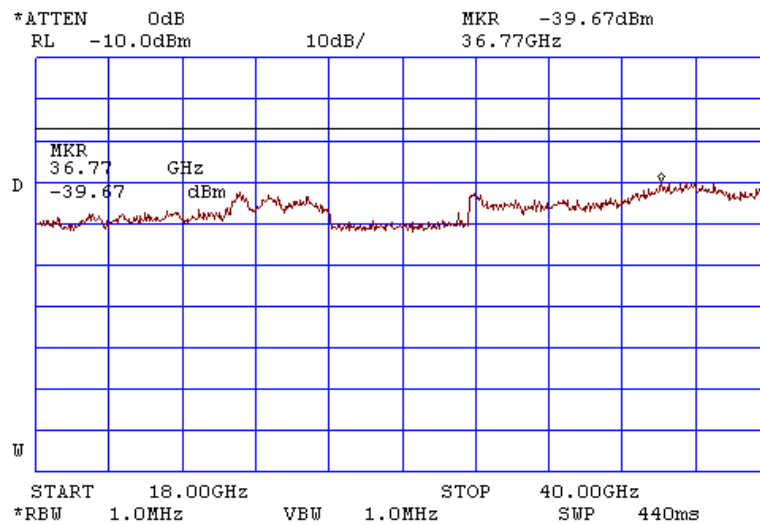
**Test Report No.:** 8612303651

**Page 125 of 164 Pages**

**Title:** Test on Broadband Wireless Access system: BreezeACCESS VL 5.3 System and Point to Point BreezeNET B system **FCC ID:** LKT-VL-53

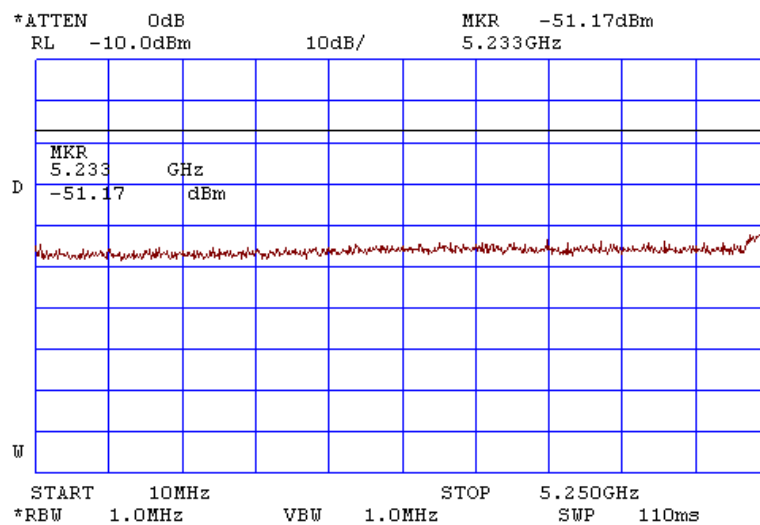
**Plot 189.**

**Carrier Frequency 5.335 GHz. EBW-10 MHz. Output power 6 dBm**



**Plot 190.**

**Carrier Frequency 5.270 GHz. EBW-20 MHz. Output power 1 dBm**





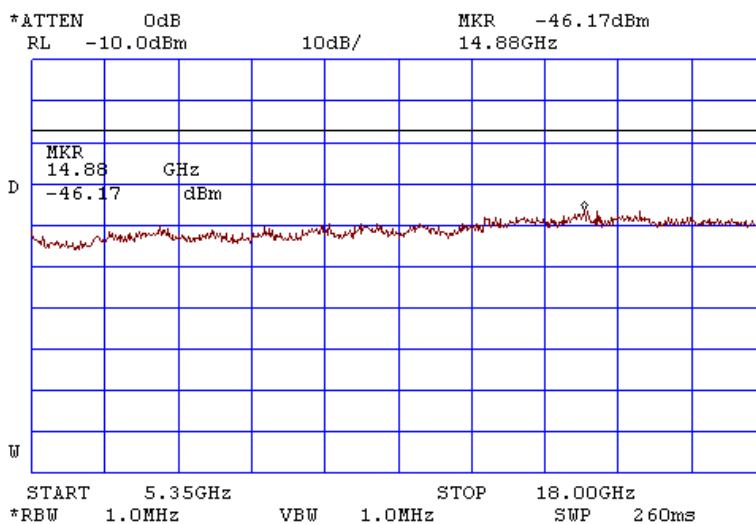
**Test Report No.:** 8612303651

**Page 126 of 164 Pages**

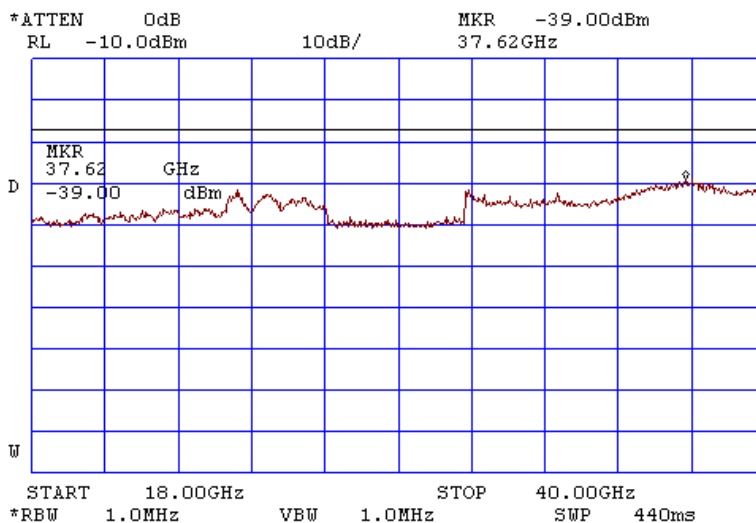
**Title:** Test on Broadband Wireless Access system: BreezeACCESS VL 5.3 System and Point to Point BreezeNET B system

**FCC ID:** LKT-VL-53

**Plot 191.**  
**Carrier Frequency 5.270 GHz. EBW-20 MHz. Output power 1 dBm**



**Plot 192.**





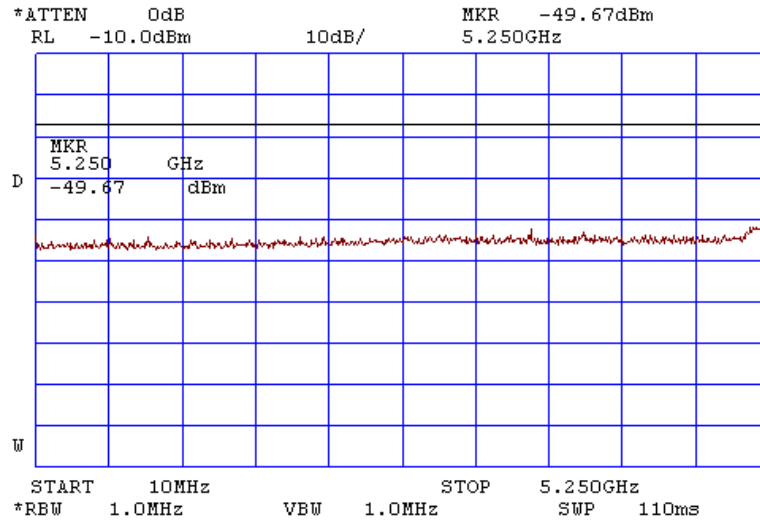
**Test Report No.:** 8612303651

**Page 127 of 164 Pages**

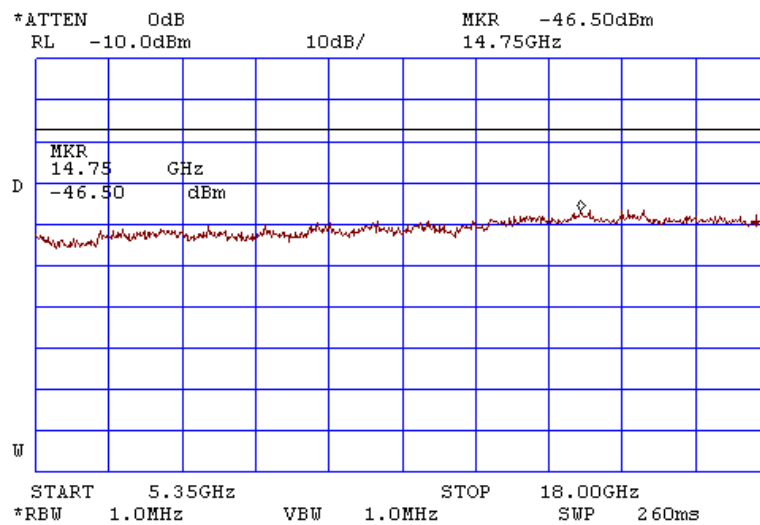
**Title:** Test on Broadband Wireless Access system: BreezeACCESS VL 5.3 System and Point to Point BreezeNET B system **FCC ID: LKT-VL-53**

**Plot 193.**

**Carrier Frequency 5.300 GHz. EBW-20 MHz. Output power 9 dBm**



**Plot 194.**







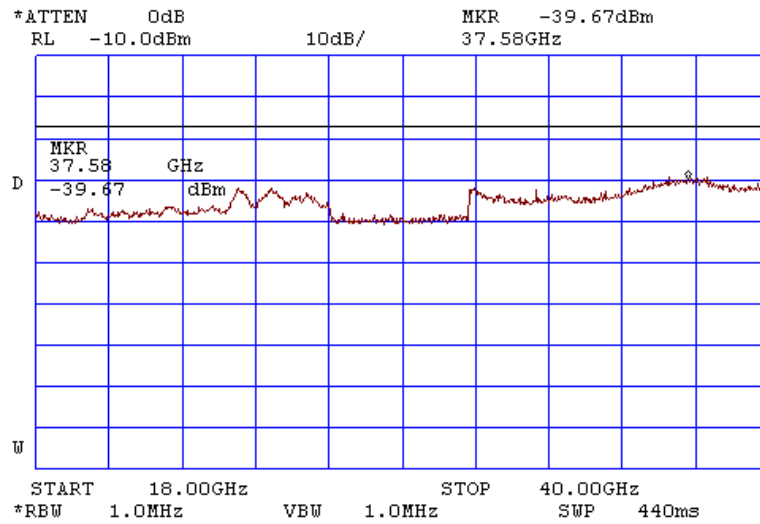
**Test Report No.:** 8612303651

**Page 128 of 164 Pages**

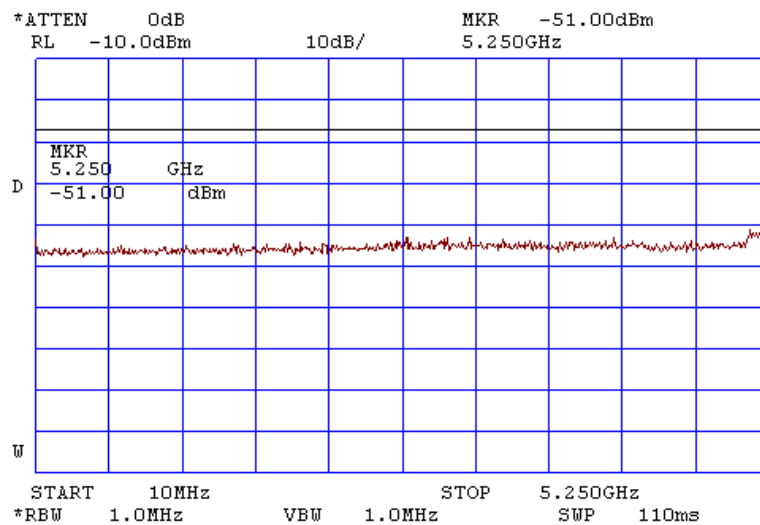
**Title:** Test on Broadband Wireless Access system: BreezeACCESS VL 5.3 System and Point to Point BreezeNET B system

**FCC ID:** LKT-VL-53

**Plot 195.**  
**Carrier Frequency 5.300 GHz. EBW-20 MHz. Output power 9 dBm**



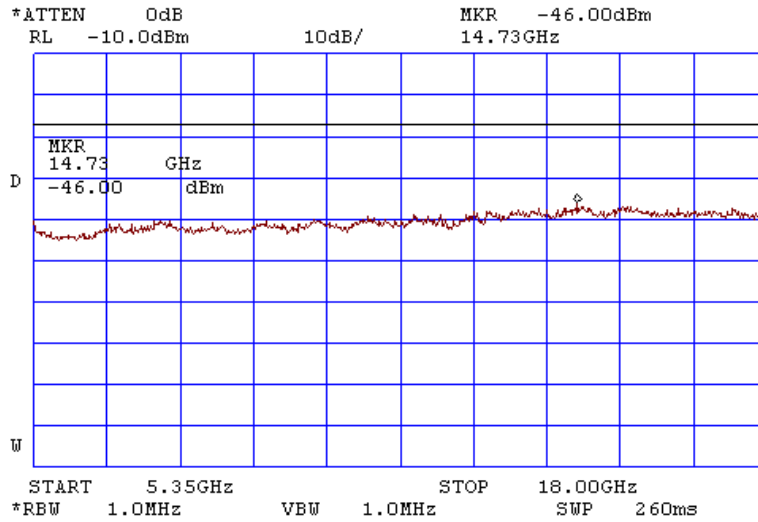
**Plot 196.**  
**Carrier Frequency 5.330 GHz. EBW-20 MHz. Output power 5 dBm**



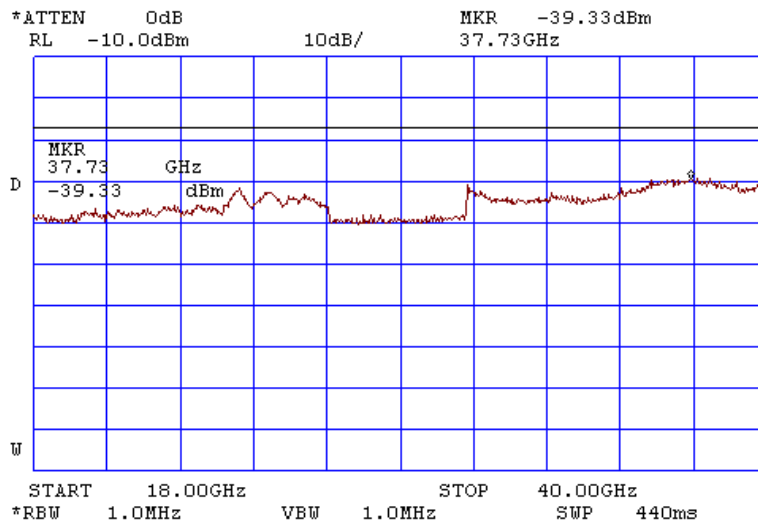


**Test Report No.:** 8612303651 **Page 129 of 164 Pages**  
**Title:** Test on Broadband Wireless Access system: BreezeACCESS VL 5.3 System  
and Point to Point BreezeNET B system **FCC ID: LKT-VL-53**

**Plot 197.**  
**Carrier Frequency 5.330 GHz. EBW-20 MHz. Output power 5 dBm**



**Plot 198.**



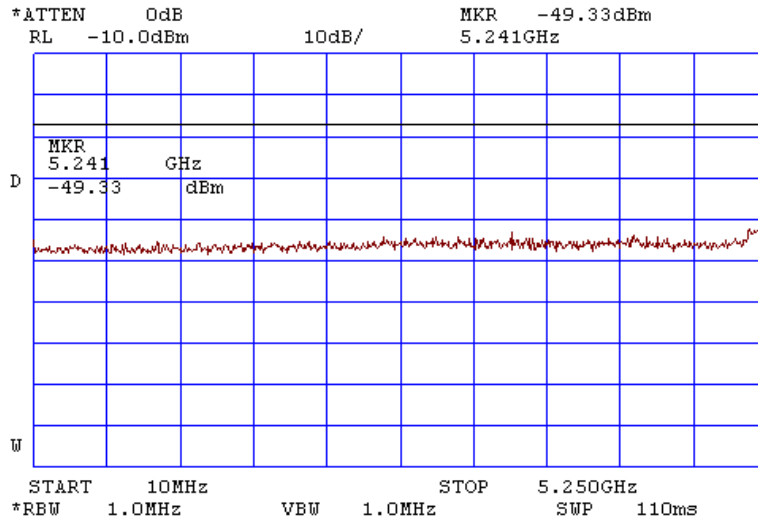


**Test Report No.:** 8612303651

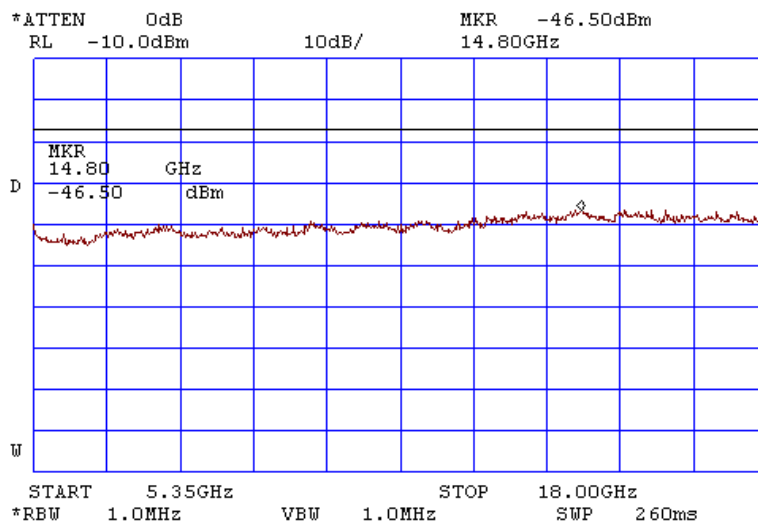
**Page 130 of 164 Pages**

**Title:** Test on Broadband Wireless Access system: BreezeACCESS VL 5.3 System and Point to Point BreezeNET B system **FCC ID: LKT-VL-53**

**Plot 199.**  
**Carrier Frequency 5.290 GHz. EBW-40 MHz. Output power 4 dBm**



**Plot 200.**





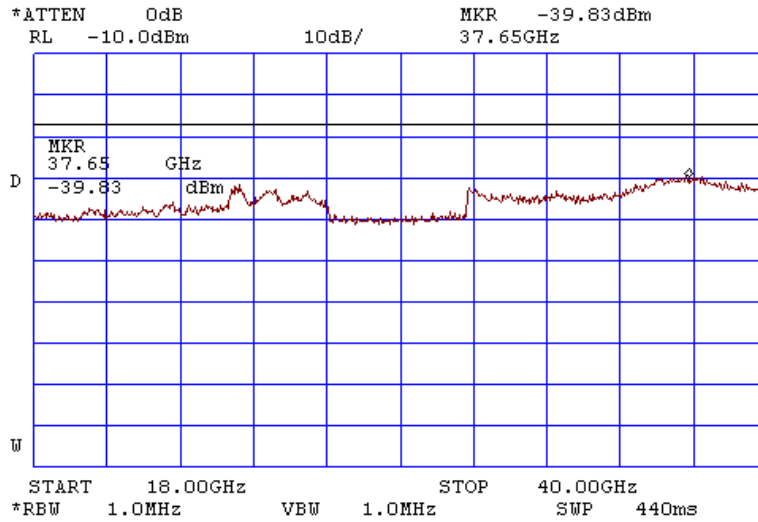
**Test Report No.:** 8612303651

**Page 131 of 164 Pages**

**Title:** Test on Broadband Wireless Access system: BreezeACCESS VL 5.3 System and Point to Point BreezeNET B system **FCC ID: LKT-VL-53**

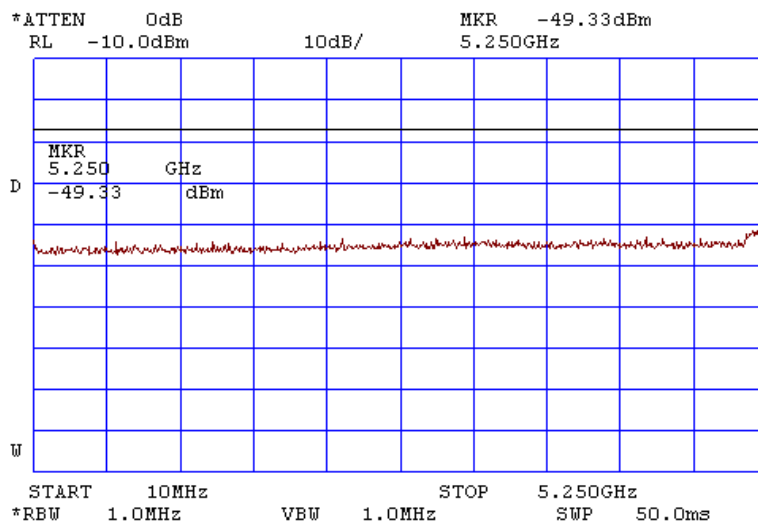
**Plot 201.**

**Carrier Frequency 5.290 GHz. EBW-40 MHz. Output power 4 dBm**



**Plot 202.**

**Carrier Frequency 5.300 GHz. EBW-40 MHz. Output power 9 dBm**



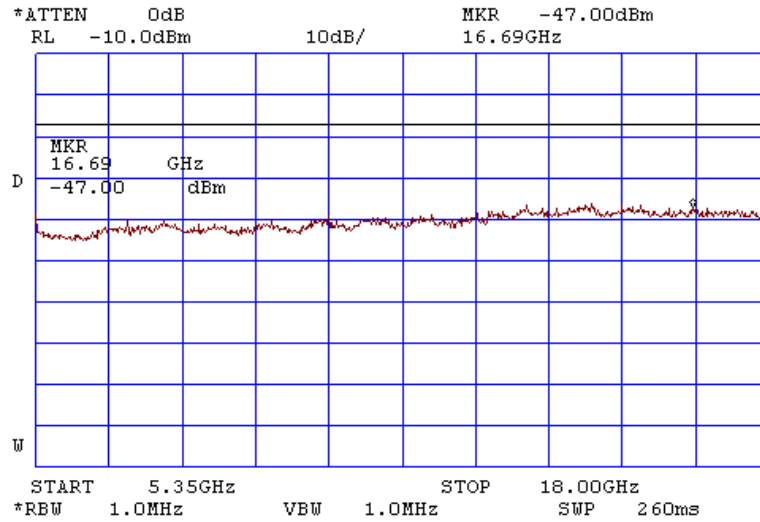


**Test Report No.:** 8612303651

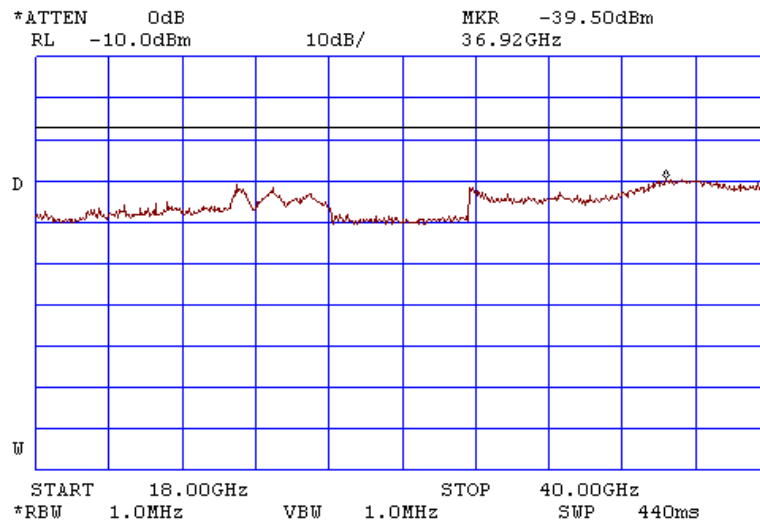
**Page 132 of 164 Pages**

**Title:** Test on Broadband Wireless Access system: BreezeACCESS VL 5.3 System and Point to Point BreezeNET B system **FCC ID: LKT-VL-53**

**Plot 203.**  
**Carrier Frequency 5.300 GHz. EBW-40 MHz. Output power 9 dBm**



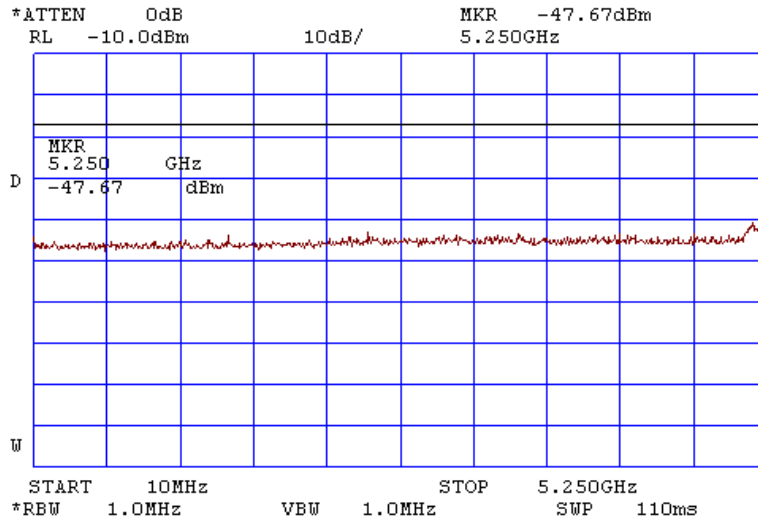
**Plot 204.**



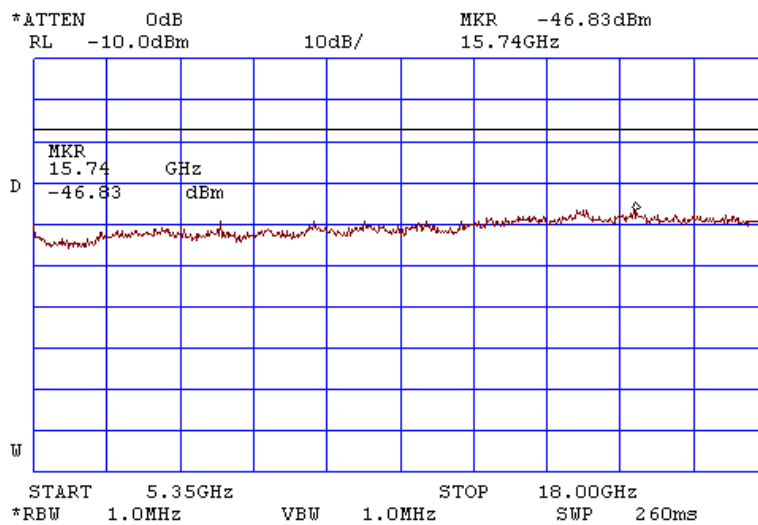


**Test Report No.:** 8612303651 **Page 133 of 164 Pages**  
**Title:** Test on Broadband Wireless Access system: BreezeACCESS VL 5.3 System and Point to Point BreezeNET B system **FCC ID: LKT-VL-53**

**Plot 205.**  
**Carrier Frequency 5.310 GHz. EBW-40 MHz. Output power 8 dBm**



**Plot 206.**





**Test Report No.:** 8612303651

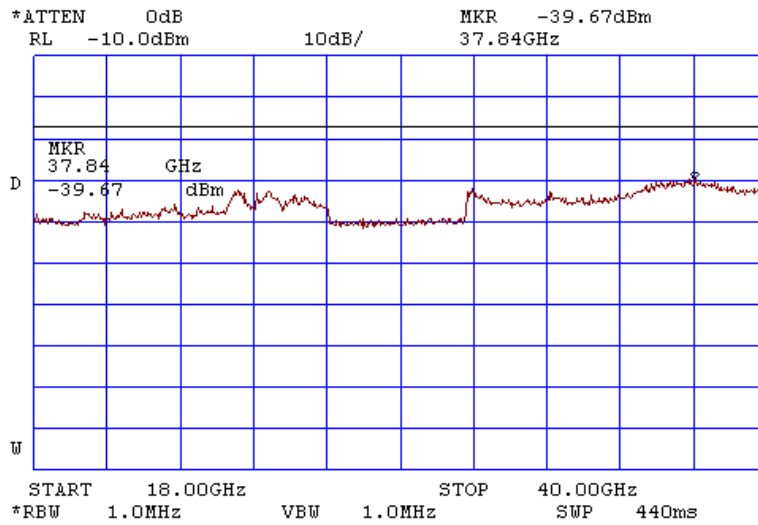
**Page 134 of 164 Pages**

**Title:** Test on Broadband Wireless Access system: BreezeACCESS VL 5.3 System and Point to Point BreezeNET B system

**FCC ID:** LKT-VL-53

**Plot 207.**

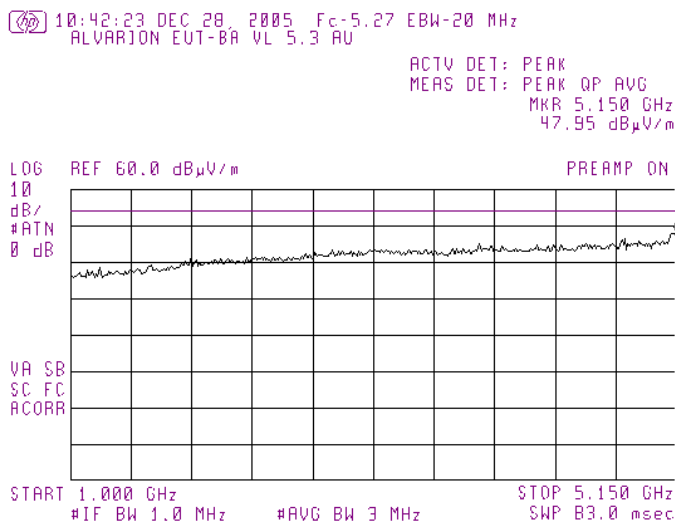
**Carrier Frequency 5.310 GHz. EBW-40 MHz. Output power 8 dBm**



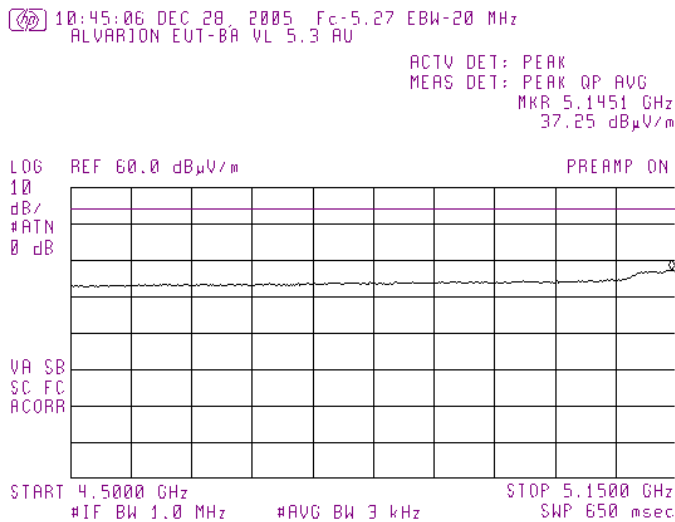


12.13. AU Unit. Radiated Spurious Emissions 15.407b (6)

**Plot 208.**  
**Carrier Frequency 5.270 GHz. EBW-20 MHz. Antenna – 16 dBi.**  
**Detector peak**



**Plot 209.**  
**Carrier Frequency 5.270 GHz. EBW-20 MHz. Antenna – 16 dBi.**  
**Detector average**

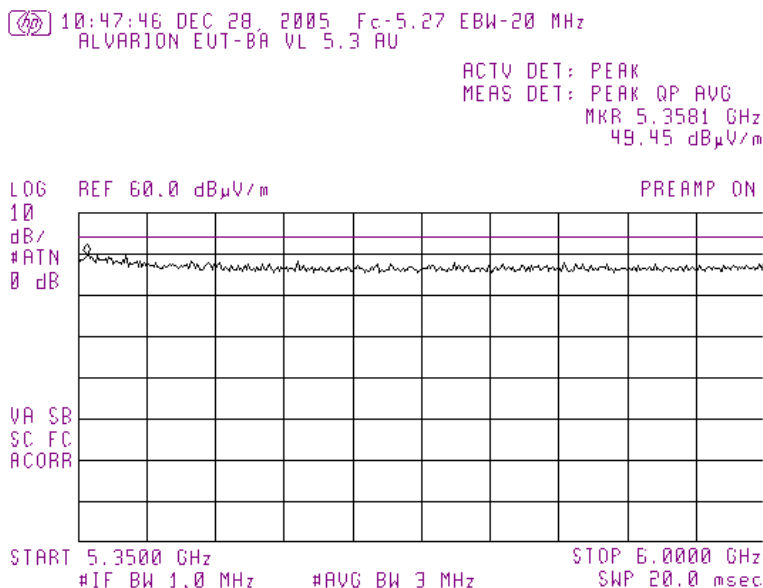




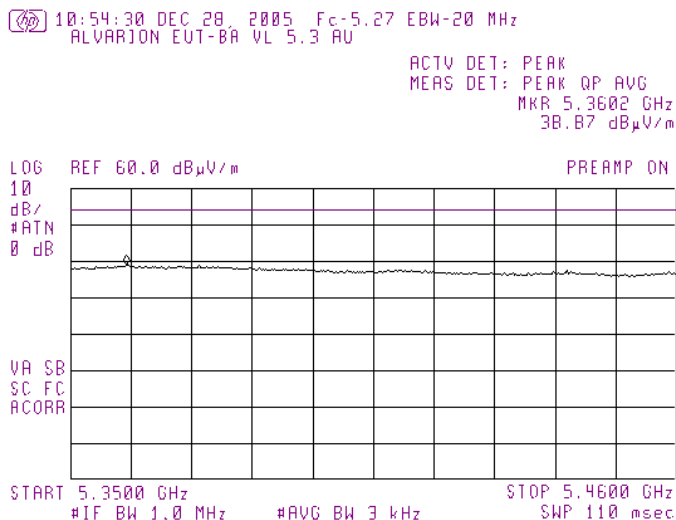


<b>Test Report No.:</b> 8612303651	<b>Page 136 of 164 Pages</b>
<b>Title:</b> Test on Broadband Wireless Access system: BreezeACCESS VL 5.3 System and Point to Point BreezeNET B system	<b>FCC ID:</b> LKT-VL-53

**Plot 210.**  
**Carrier Frequency 5.270 GHz. EBW-20 MHz. Antenna – 16 dBi.**  
**Detector peak**



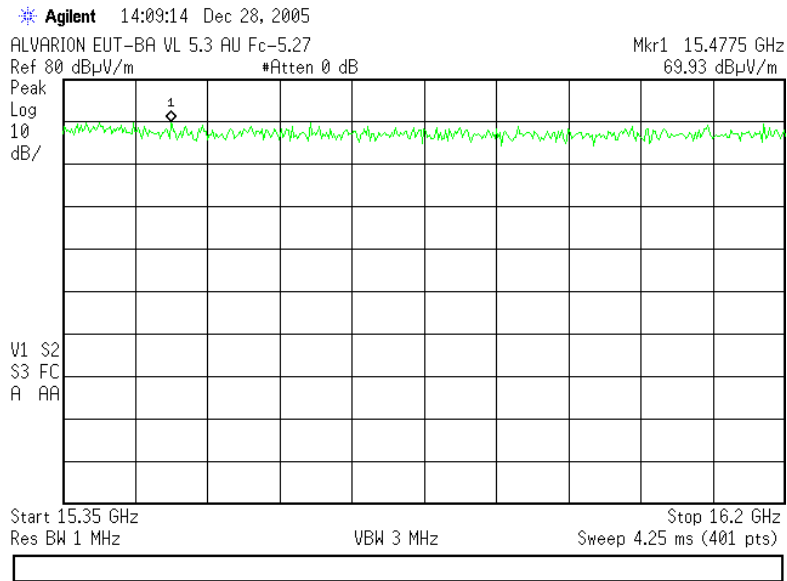
**Plot 211.**  
**Carrier Frequency 5.270 GHz. EBW-20 MHz. Antenna – 16 dBi.**  
**Detector average**



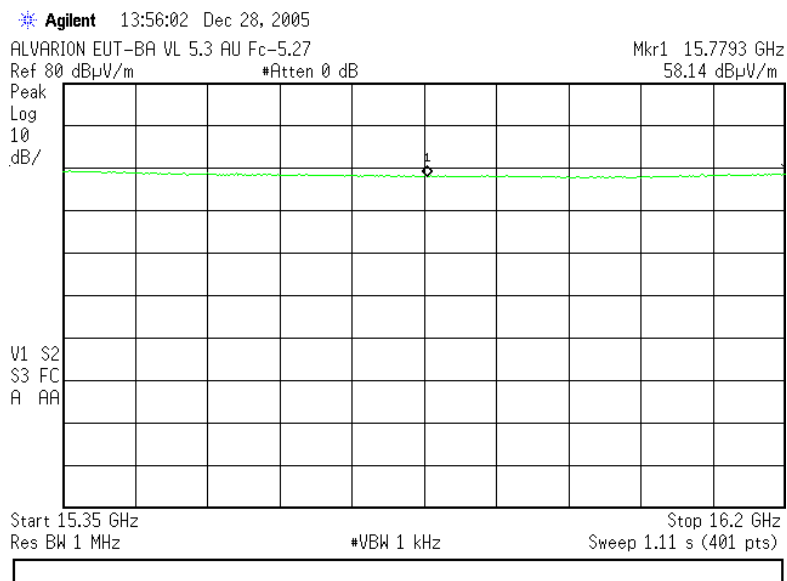


**Test Report No.:** 8612303651 **Page 137 of 164 Pages**  
**Title:** Test on Broadband Wireless Access system: BreezeACCESS VL 5.3 System and Point to Point BreezeNET B system **FCC ID: LKT-VL-53**

**Plot 212.**  
**Carrier Frequency 5.270 GHz. EBW-20 MHz. Antenna – 16 dBi.**  
**Detector peak**



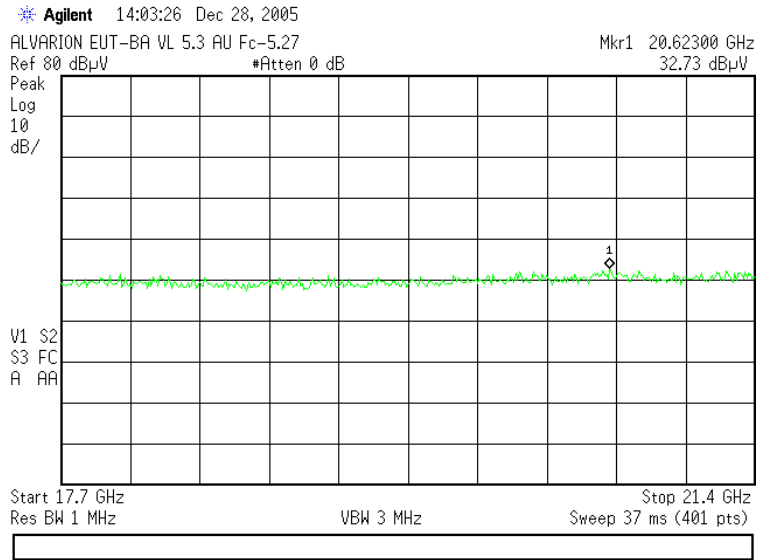
**Plot 213.**  
**Carrier Frequency 5.270 GHz. EBW-20 MHz. Antenna – 16 dBi.**  
**Detector average**





**Test Report No.:** 8612303651 **Page 138 of 164 Pages**  
**Title:** Test on Broadband Wireless Access system: BreezeACCESS VL 5.3 System  
and Point to Point BreezeNET B system **FCC ID: LKT-VL-53**

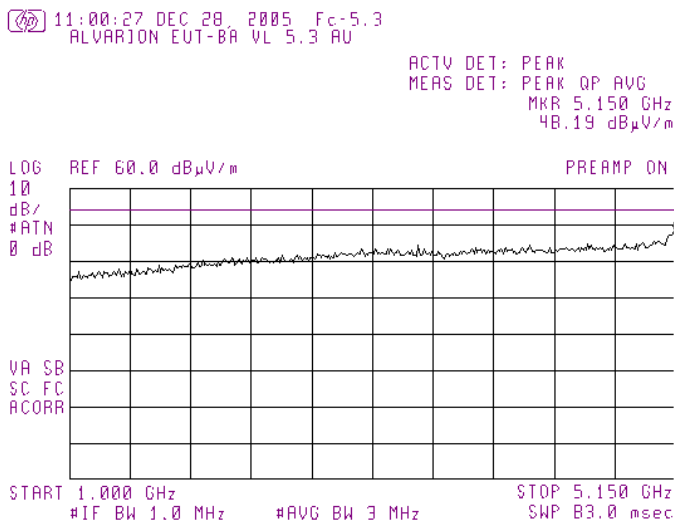
**Plot 214.**  
**Carrier Frequency 5.270 GHz. EBW-20 MHz. Antenna – 16 dBi**



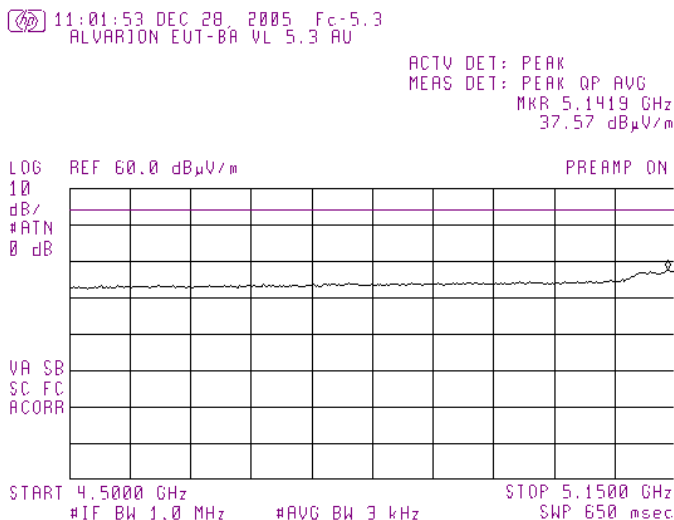


<b>Test Report No.:</b> 8612303651	<b>Page 139 of 164 Pages</b>
<b>Title:</b> Test on Broadband Wireless Access system: BreezeACCESS VL 5.3 System and Point to Point BreezeNET B system	
	<b>FCC ID:</b> LKT-VL-53

**Plot 215.**  
**Carrier Frequency 5.300 GHz. EBW-20 MHz. Antenna – 16 dBi.**  
**Detector peak**



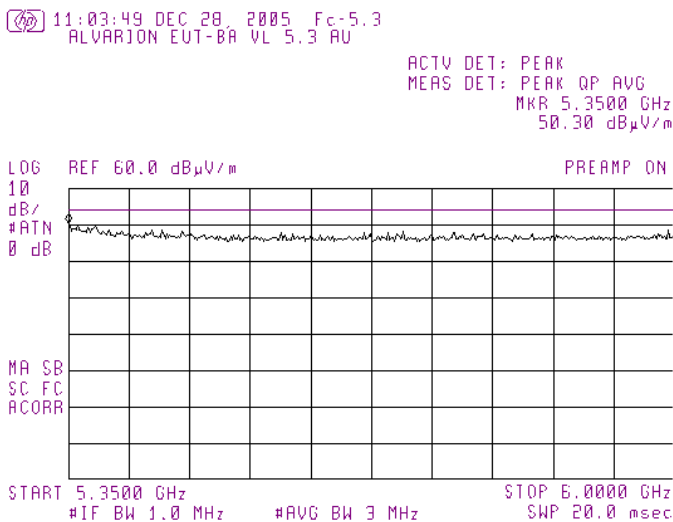
**Plot 216.**  
**Carrier Frequency 5.300 GHz. EBW-20 MHz. Antenna – 16 dBi.**  
**Detector average**



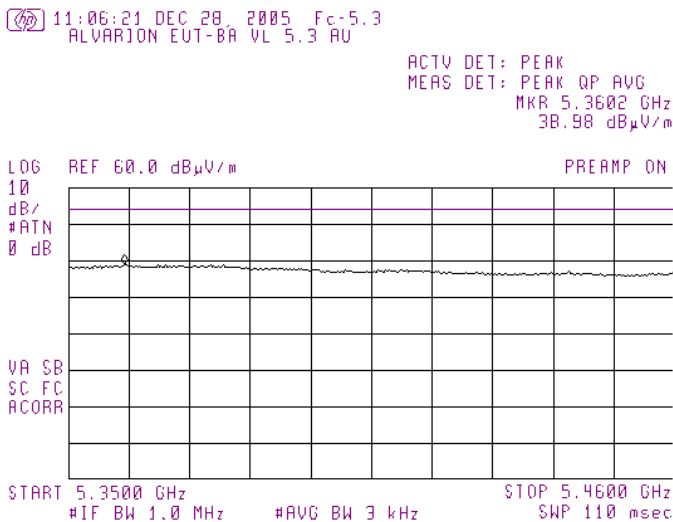


<b>Test Report No.:</b> 8612303651	<b>Page 140 of 164 Pages</b>
<b>Title:</b> Test on Broadband Wireless Access system: BreezeACCESS VL 5.3 System and Point to Point BreezeNET B system	
	<b>FCC ID:</b> LKT-VL-53

**Plot 217.**  
**Carrier Frequency 5.300 GHz. EBW-20 MHz. Antenna – 16 dBi.**  
**Detector peak**



**Plot 218.**  
**Carrier Frequency 5.300 GHz. EBW-20 MHz. Antenna – 16 dBi.**  
**Detector average**



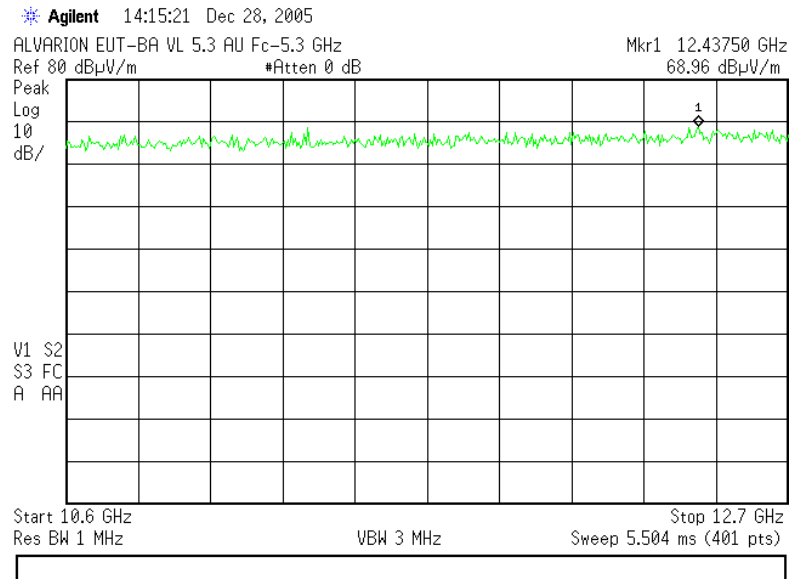


**Test Report No.:** 8612303651

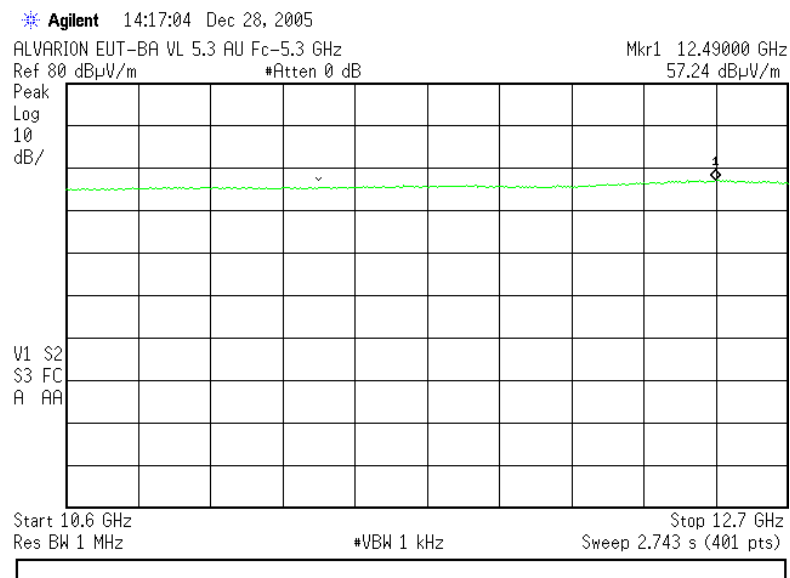
**Page 141 of 164 Pages**

**Title:** Test on Broadband Wireless Access system: BreezeACCESS VL 5.3 System and Point to Point BreezeNET B system **FCC ID: LKT-VL-53**

**Plot 219.**  
**Carrier Frequency 5.300 GHz. EBW-20 MHz. Antenna – 16 dBi.**  
**Detector peak**



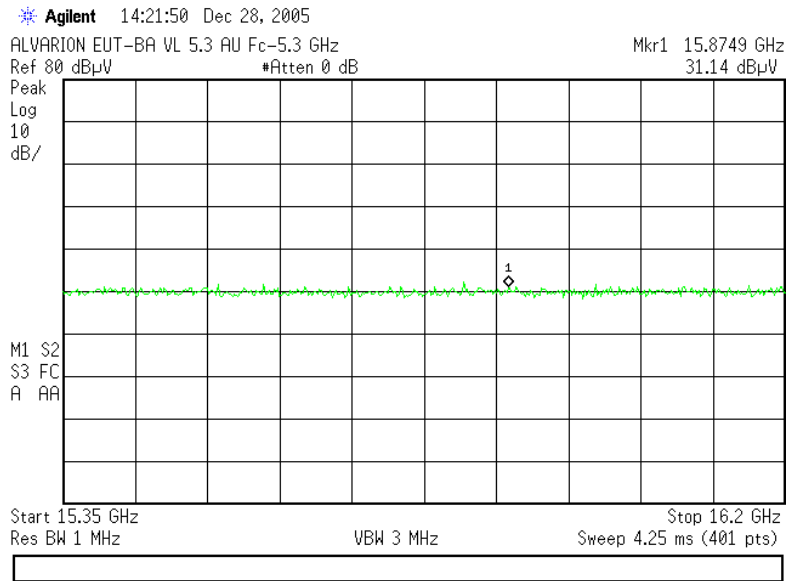
**Plot 220.**  
**Carrier Frequency 5.300 GHz. EBW-20 MHz. Antenna – 16 dBi.**  
**Detector average**



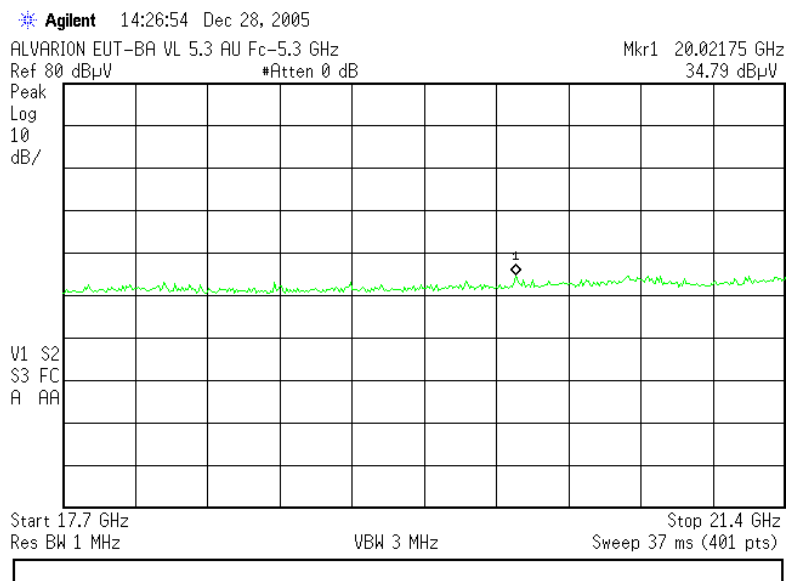


**Test Report No.:** 8612303651 **Page 142 of 164 Pages**  
**Title:** Test on Broadband Wireless Access system: BreezeACCESS VL 5.3 System and Point to Point BreezeNET B system **FCC ID: LKT-VL-53**

**Plot 221.**  
**Carrier Frequency 5.300 GHz. EBW-20 MHz. Antenna – 16 dBi.**  
**Detector peak**



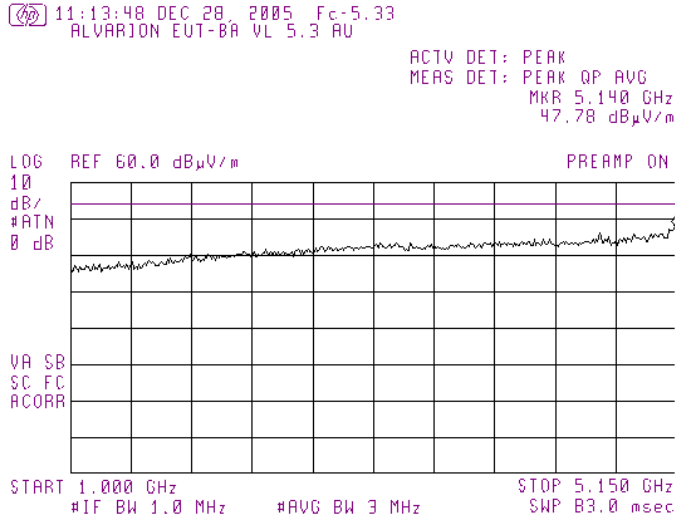
**Plot 222.**  
**Carrier Frequency 5.300 GHz. EBW-20 MHz. Antenna – 16 dBi.**  
**Detector peak**



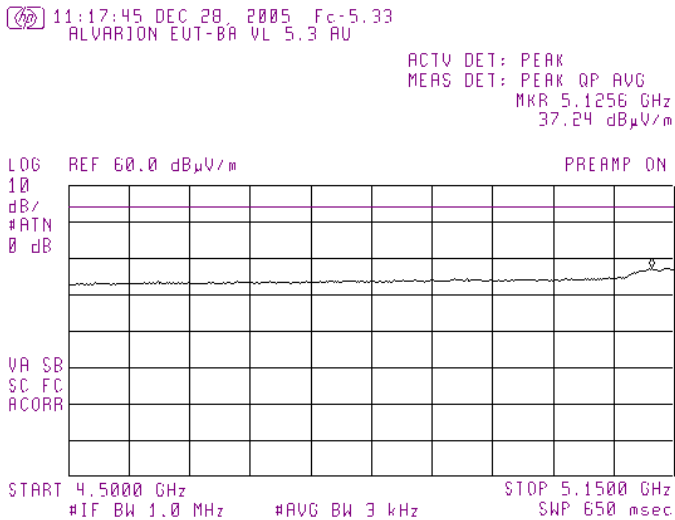


<b>Test Report No.:</b> 8612303651	<b>Page</b> 143 of 164 Pages
<b>Title:</b> Test on Broadband Wireless Access system: BreezeACCESS VL 5.3 System and Point to Point BreezeNET B system	
	<b>FCC ID:</b> LKT-VL-53

**Plot 223.**  
**Carrier Frequency 5.330 GHz. EBW-20 MHz. Antenna – 16 dBi.**  
**Detector peak**



**Plot 224.**  
**Carrier Frequency 5.330 GHz. EBW-20 MHz. Antenna – 16 dBi.**  
**Detector average**







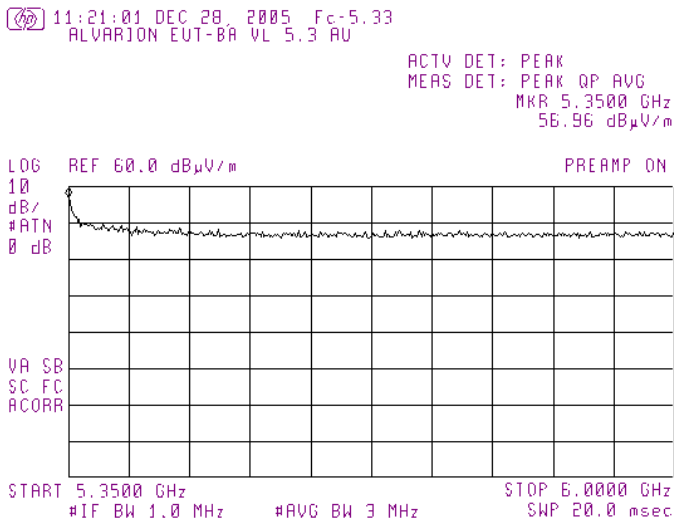
Test Report No.: 8612303651

Page 144 of 164 Pages

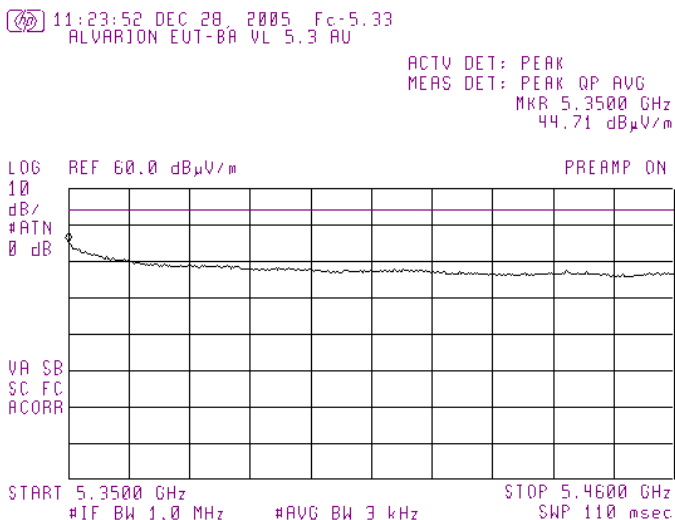
Title: Test on Broadband Wireless Access system: BreezeACCESS VL 5.3 System and Point to Point BreezeNET B system

FCC ID: LKT-VL-53

Plot 225. Carrier Frequency 5.330 GHz. EBW-20 MHz. Antenna – 16 dBi. Detector peak



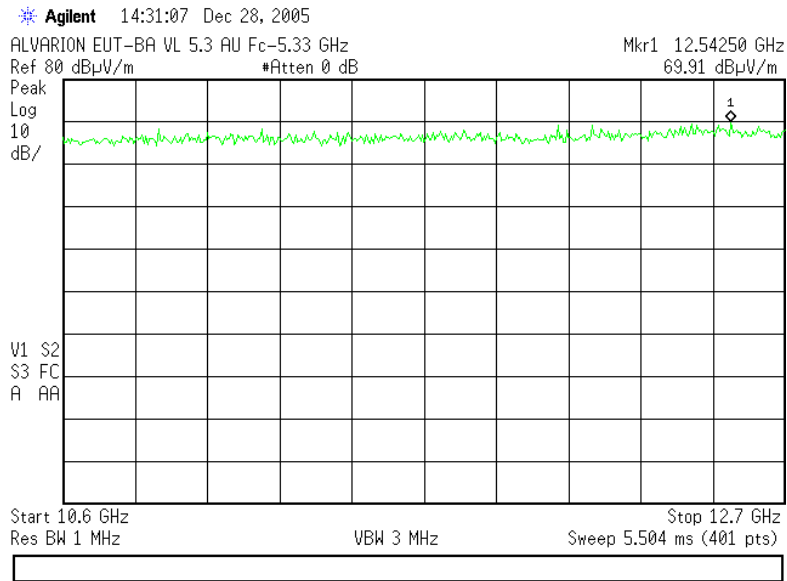
Plot 226. Carrier Frequency 5.330 GHz. EBW-20 MHz. Antenna – 16 dBi. Detector average



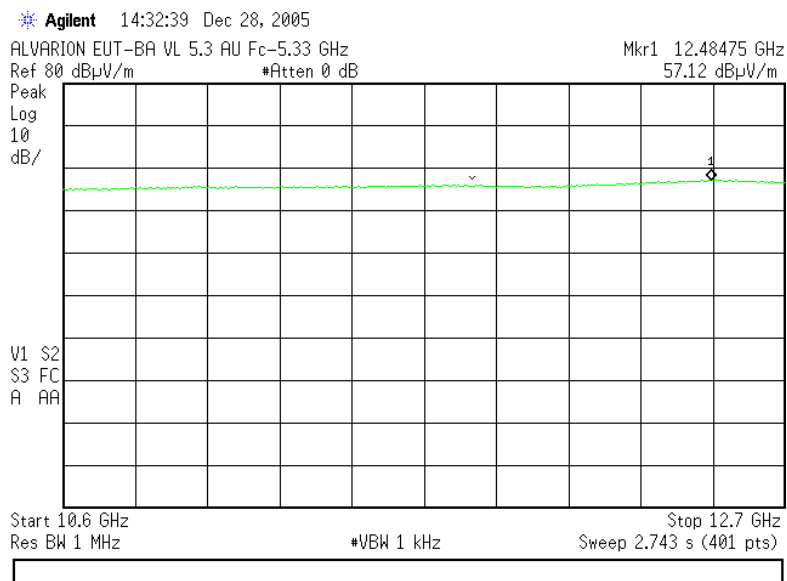


<b>Test Report No.:</b> 8612303651	<b>Page 145 of 164 Pages</b>
<b>Title: Test on Broadband Wireless Access system: BreezeACCESS VL 5.3 System and Point to Point BreezeNET B system</b>	
	<b>FCC ID: LKT-VL-53</b>

**Plot 227.**  
**Carrier Frequency 5.330 GHz. EBW-20 MHz. Antenna – 16 dBi.**  
**Detector peak**



**Plot 228.**  
**Carrier Frequency 5.330 GHz. EBW-20 MHz. Antenna – 16 dBi.**  
**Detector average**



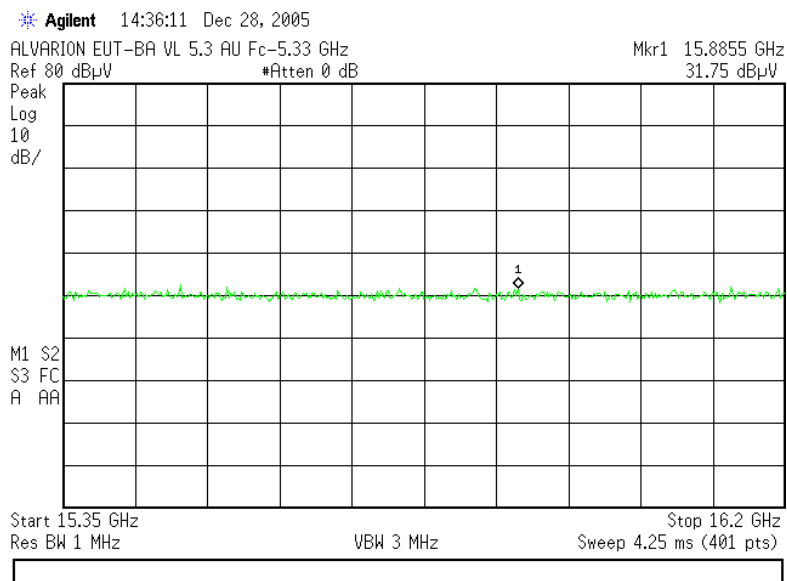


**Test Report No.:** 8612303651

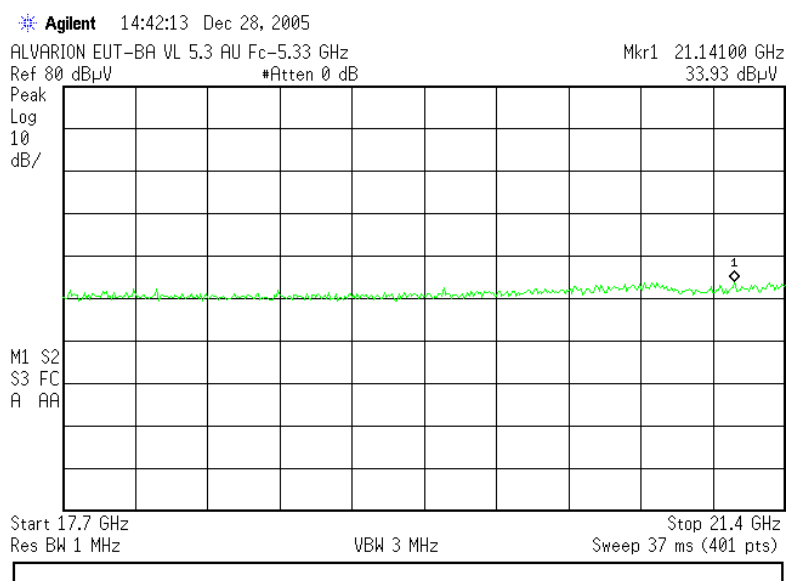
**Page 146 of 164 Pages**

**Title:** Test on Broadband Wireless Access system: BreezeACCESS VL 5.3 System and Point to Point BreezeNET B system **FCC ID: LKT-VL-53**

**Plot 229.**  
**Carrier Frequency 5.330 GHz. EBW-20 MHz. Antenna – 16 dBi.**  
**Detector peak**



**Plot 230.**  
**Carrier Frequency 5.330 GHz. EBW-20 MHz. Antenna – 16 dBi.**  
**Detector peak**

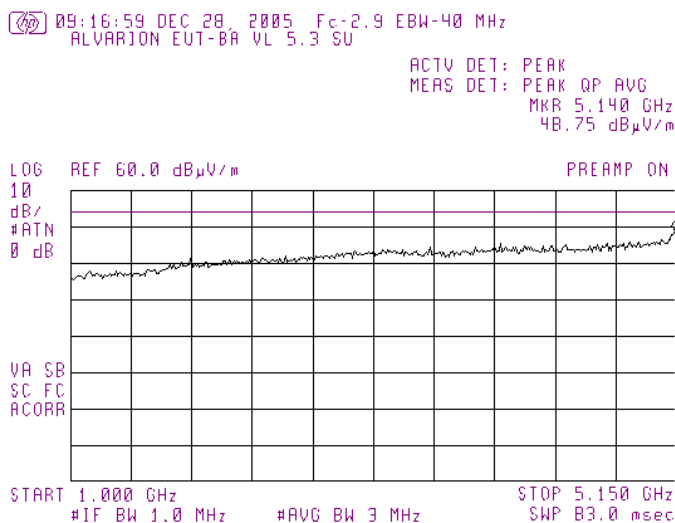




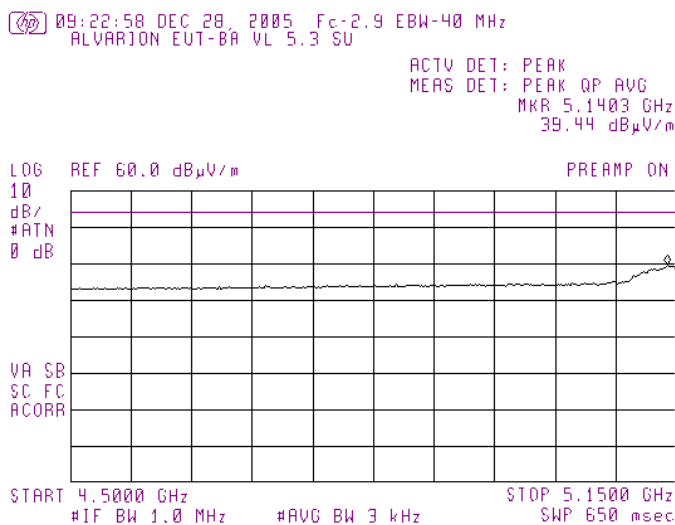
<b>Test Report No.:</b> 8612303651	<b>Page 147 of 164 Pages</b>
<b>Title:</b> Test on Broadband Wireless Access system: BreezeACCESS VL 5.3 System and Point to Point BreezeNET B system	<b>FCC ID:</b> LKT-VL-53

### 12.14. SU Unit. Radiated Spurious Emissions 15.407b (6)

**Plot 231.**  
**Carrier Frequency 5.290 GHz. EBW-40 MHz. Antenna – 28 dBi.**  
**Detector peak**



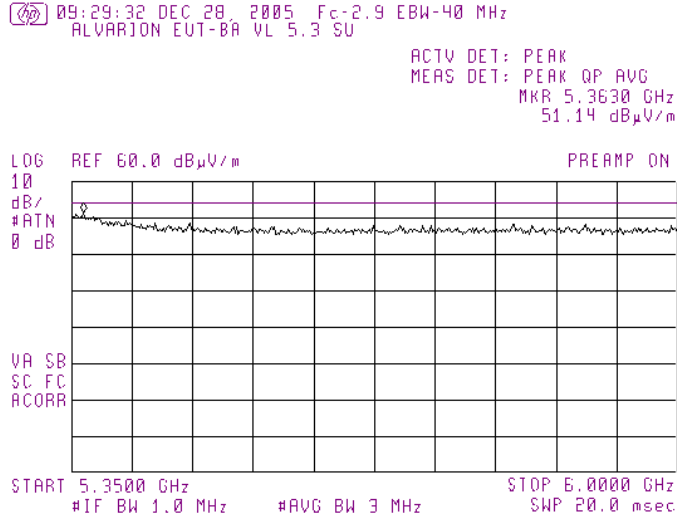
**Plot 232.**  
**Carrier Frequency 5.290 GHz. EBW-40 MHz. Antenna – 28 dBi.**  
**Detector average**



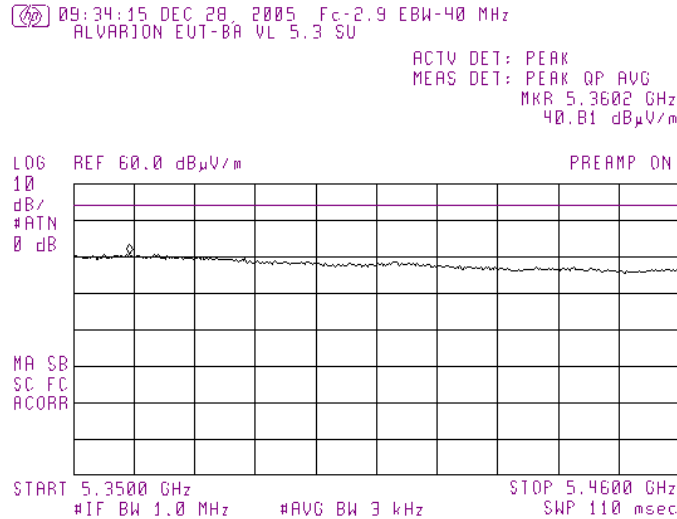


<b>Test Report No.:</b> 8612303651	<b>Page 148 of 164 Pages</b>
<b>Title:</b> Test on Broadband Wireless Access system: BreezeACCESS VL 5.3 System and Point to Point BreezeNET B system	
	<b>FCC ID:</b> LKT-VL-53

**Plot 233.**  
**Carrier Frequency 5.290 GHz. EBW-40 MHz. Antenna – 28 dBi.**  
**Detector peak**



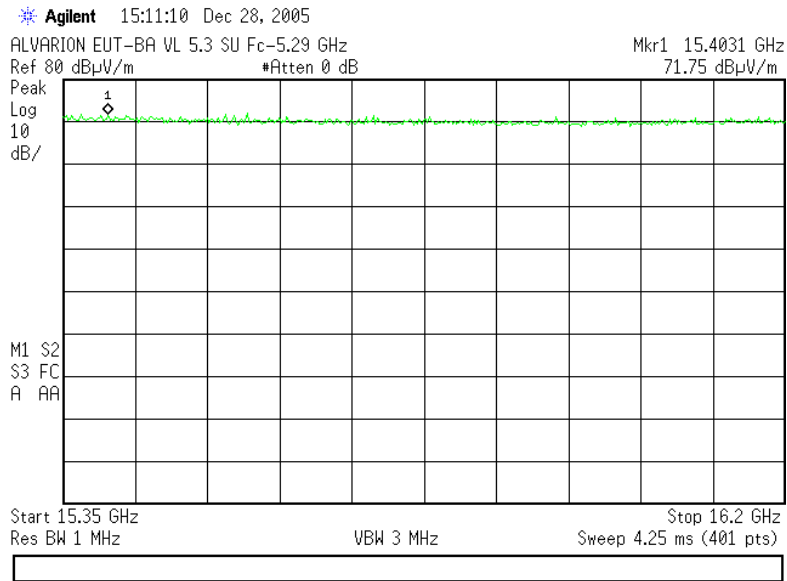
**Plot 234.**  
**Carrier Frequency 5.290 GHz. EBW-40 MHz. Antenna – 28 dBi.**  
**Detector average**



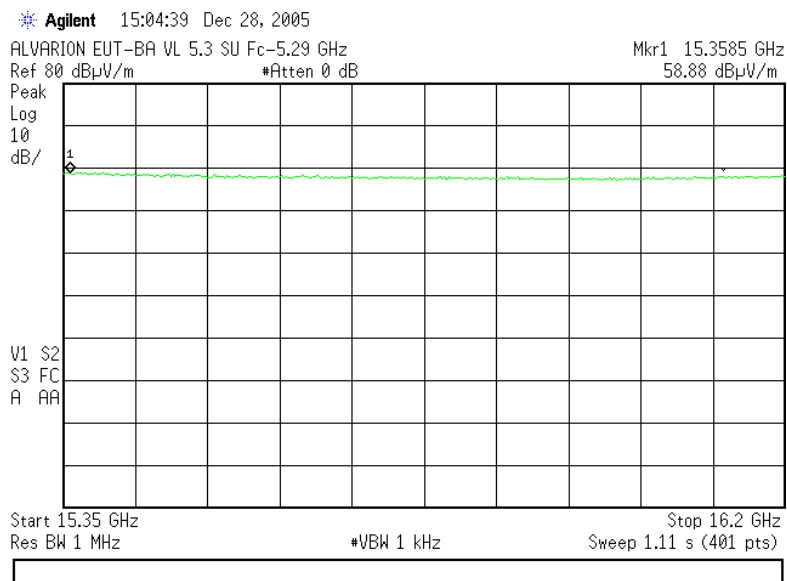


**Test Report No.:** 8612303651 **Page 149 of 164 Pages**  
**Title:** Test on Broadband Wireless Access system: BreezeACCESS VL 5.3 System and Point to Point BreezeNET B system **FCC ID: LKT-VL-53**

**Plot 235.**  
**Carrier Frequency 5.290 GHz. EBW-40 MHz. Antenna – 28 dBi.**  
**Detector peak**



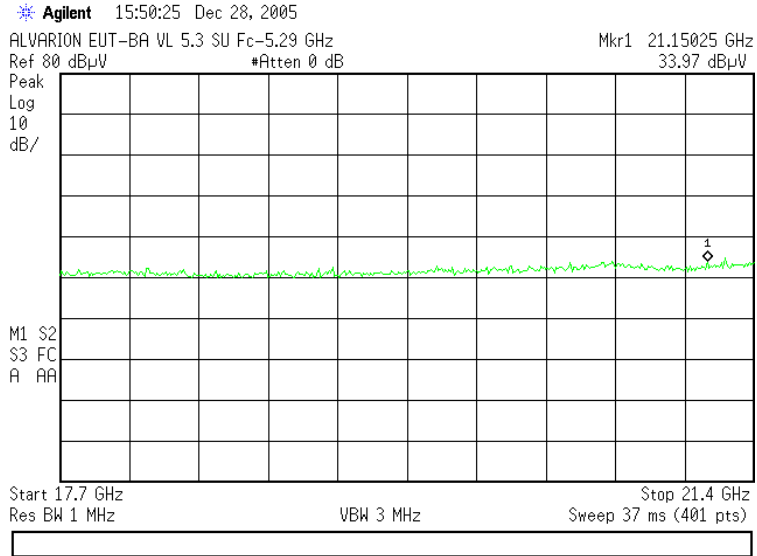
**Plot 236.**  
**Carrier Frequency 5.290 GHz. EBW-40 MHz. Antenna – 28 dBi.**  
**Detector average**





**Test Report No.:** 8612303651 **Page 150 of 164 Pages**  
**Title:** Test on Broadband Wireless Access system: BreezeACCESS VL 5.3 System  
and Point to Point BreezeNET B system **FCC ID: LKT-VL-53**

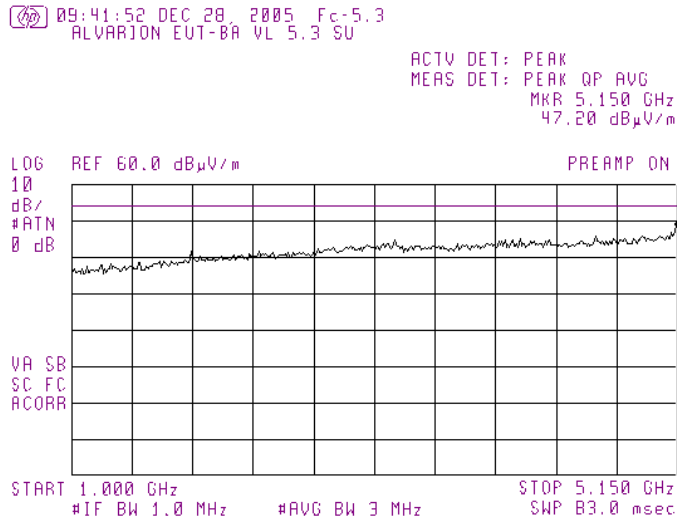
**Plot 237.**  
**Carrier Frequency 5.290 GHz. EBW-40 MHz. Antenna – 28 dBi.**  
**Detector peak**



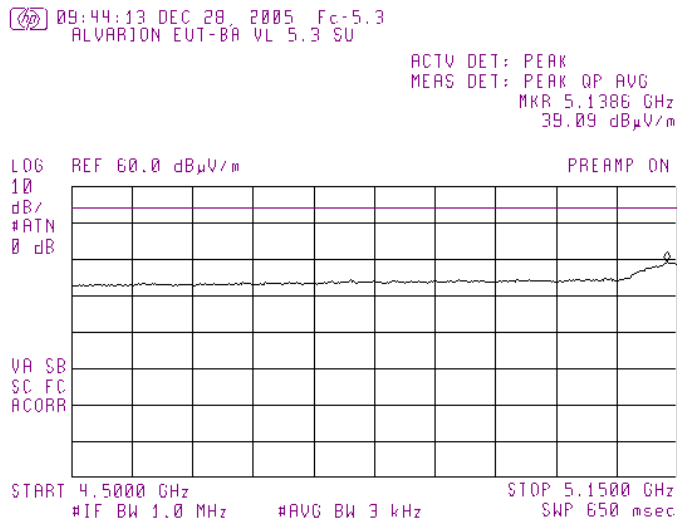


<b>Test Report No.:</b> 8612303651	<b>Page 151 of 164 Pages</b>
<b>Title:</b> Test on Broadband Wireless Access system: BreezeACCESS VL 5.3 System and Point to Point BreezeNET B system	
	<b>FCC ID:</b> LKT-VL-53

**Plot 238.**  
**Carrier Frequency 5.300 GHz. EBW-40 MHz. Antenna – 28 dBi.**  
**Detector peak**



**Plot 239.**  
**Carrier Frequency 5.300 GHz. EBW-40 MHz. Antenna – 28 dBi.**  
**Detector average**

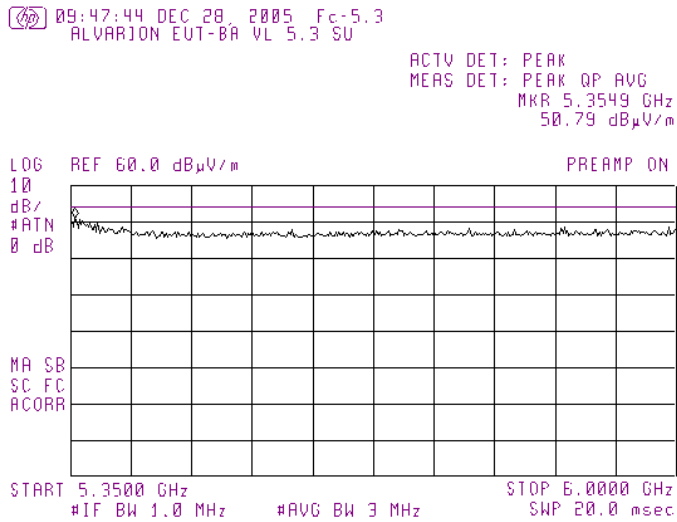




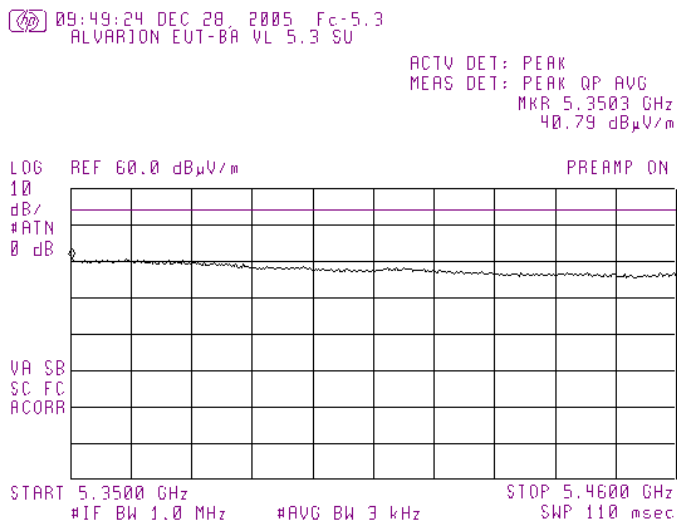


<b>Test Report No.:</b> 8612303651	<b>Page 152 of 164 Pages</b>
<b>Title:</b> Test on Broadband Wireless Access system: BreezeACCESS VL 5.3 System and Point to Point BreezeNET B system	
	<b>FCC ID:</b> LKT-VL-53

**Plot 240.**  
**Carrier Frequency 5.300 GHz. EBW-40 MHz. Antenna – 28 dBi.**  
**Detector peak**



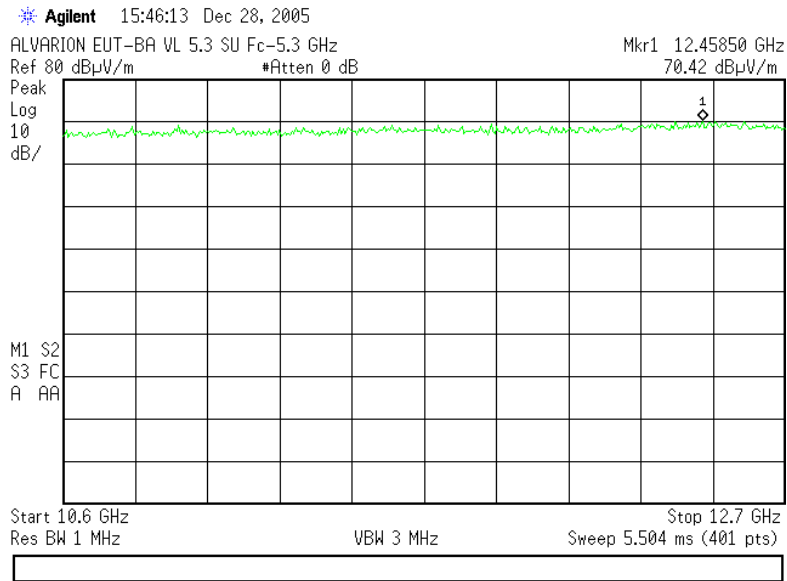
**Plot 241.**  
**Carrier Frequency 5.300 GHz. EBW-40 MHz. Antenna – 28 dBi.**  
**Detector average**



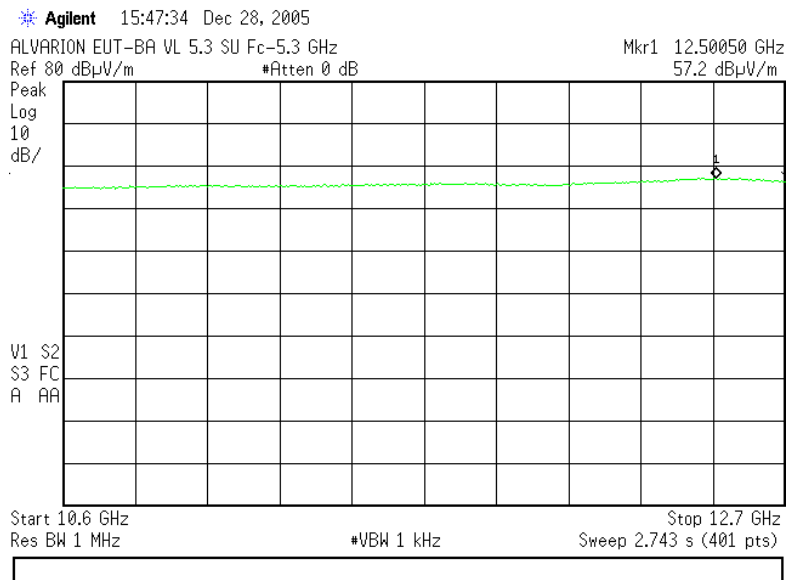


**Test Report No.:** 8612303651 **Page 153 of 164 Pages**  
**Title:** Test on Broadband Wireless Access system: BreezeACCESS VL 5.3 System  
 and Point to Point BreezeNET B system **FCC ID: LKT-VL-53**

**Plot 242.**  
**Carrier Frequency 5.300 GHz. EBW-40 MHz. Antenna – 28 dBi.**  
**Detector peak**



**Plot 243.**  
**Carrier Frequency 5.300 GHz. EBW-40 MHz. Antenna – 28 dBi.**  
**Detector average**



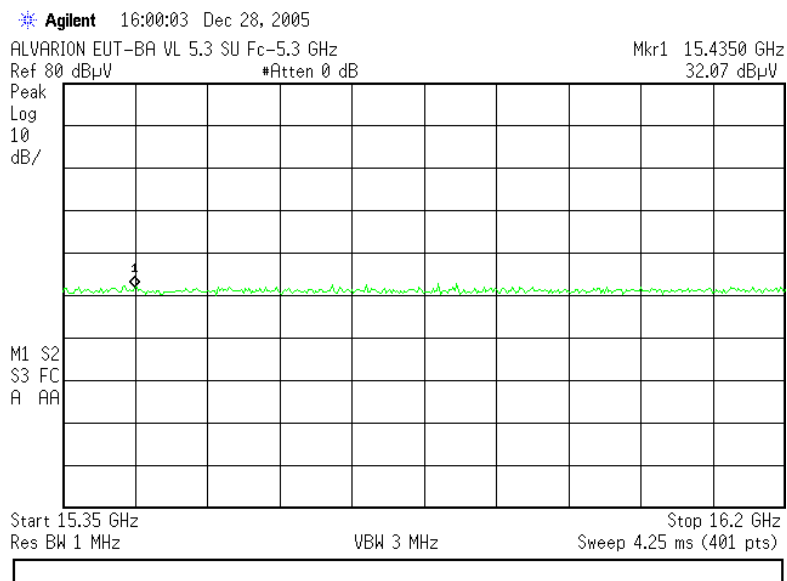


**Test Report No.:** 8612303651

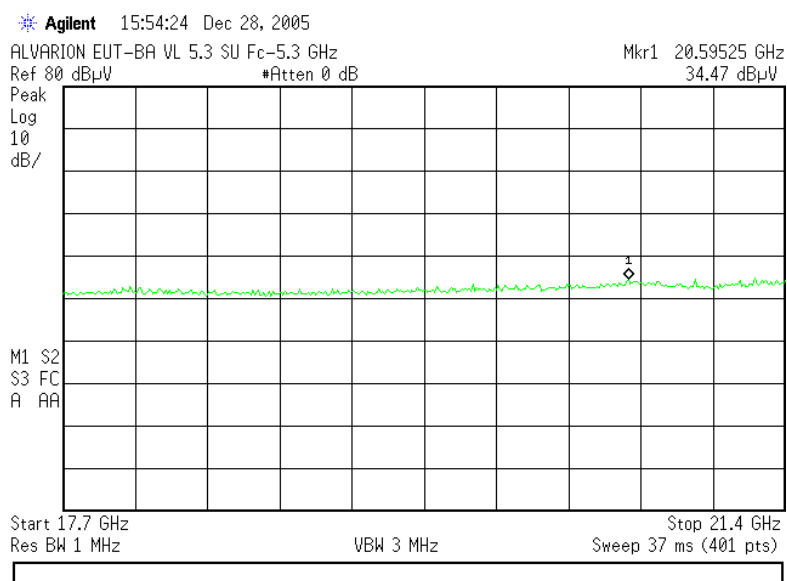
**Page 154 of 164 Pages**

**Title:** Test on Broadband Wireless Access system: BreezeACCESS VL 5.3 System and Point to Point BreezeNET B system **FCC ID: LKT-VL-53**

**Plot 244.**  
**Carrier Frequency 5.300 GHz. EBW-40 MHz. Antenna – 28 dBi.**  
**Detector peak**



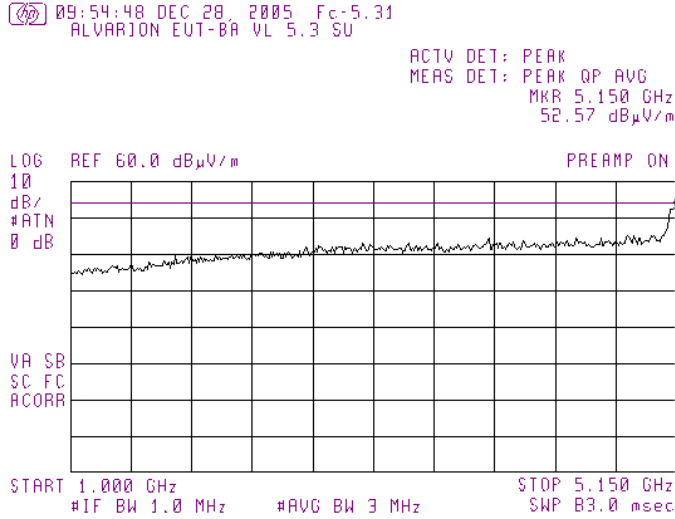
**Plot 245.**  
**Carrier Frequency 5.300 GHz. EBW-40 MHz. Antenna – 28 dBi.**  
**Detector peak**



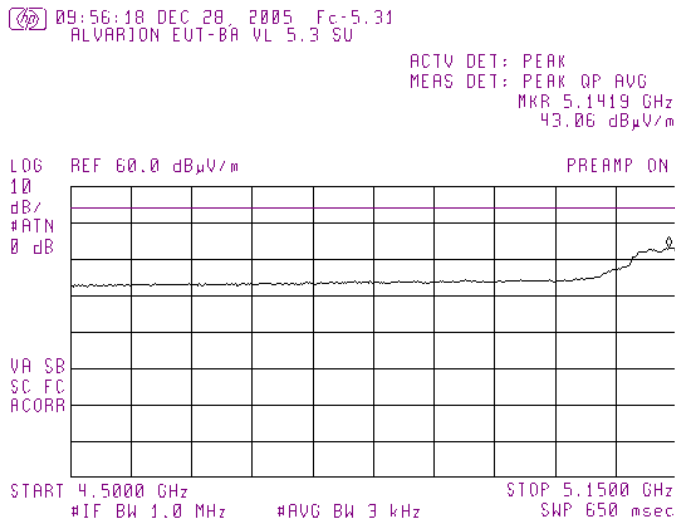


<b>Test Report No.:</b> 8612303651	<b>Page 155 of 164 Pages</b>
<b>Title:</b> Test on Broadband Wireless Access system: BreezeACCESS VL 5.3 System and Point to Point BreezeNET B system	
	<b>FCC ID:</b> LKT-VL-53

**Plot 246.**  
**Carrier Frequency 5.310 GHz. EBW-40 MHz. Antenna – 28 dBi.**  
**Detector peak**



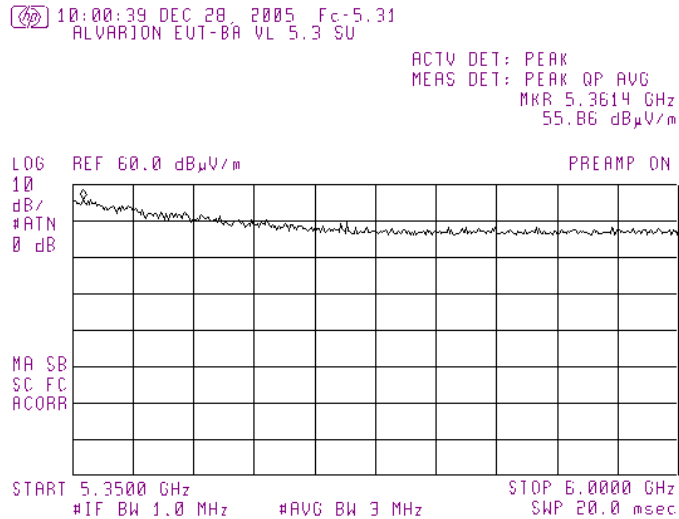
**Plot 247.**  
**Carrier Frequency 5.310 GHz. EBW-40 MHz. Antenna – 28 dBi.**  
**Detector average**



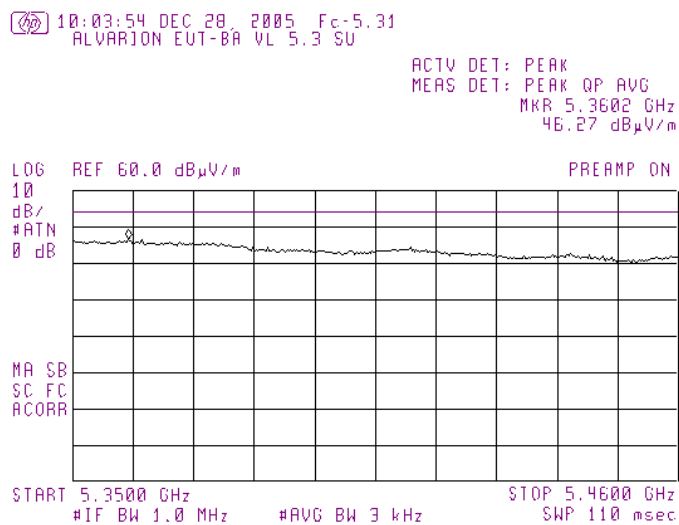


<b>Test Report No.:</b> 8612303651	<b>Page 156 of 164 Pages</b>
<b>Title:</b> Test on Broadband Wireless Access system: BreezeACCESS VL 5.3 System and Point to Point BreezeNET B system	
	<b>FCC ID:</b> LKT-VL-53

**Plot 248.**  
**Carrier Frequency 5.310 GHz. EBW-40 MHz. Antenna – 28 dBi.**  
**Detector peak**



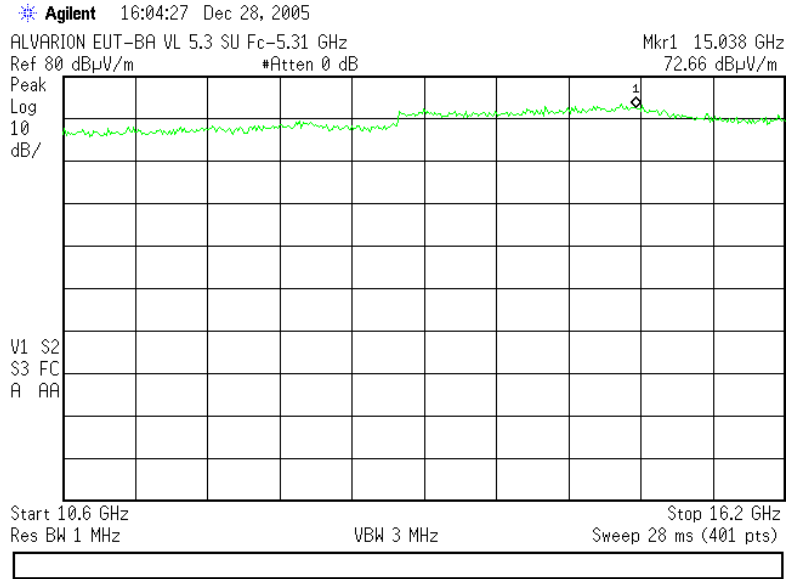
**Plot 249.**  
**Carrier Frequency 5.310 GHz. EBW-40 MHz. Antenna – 28 dBi.**  
**Detector average**



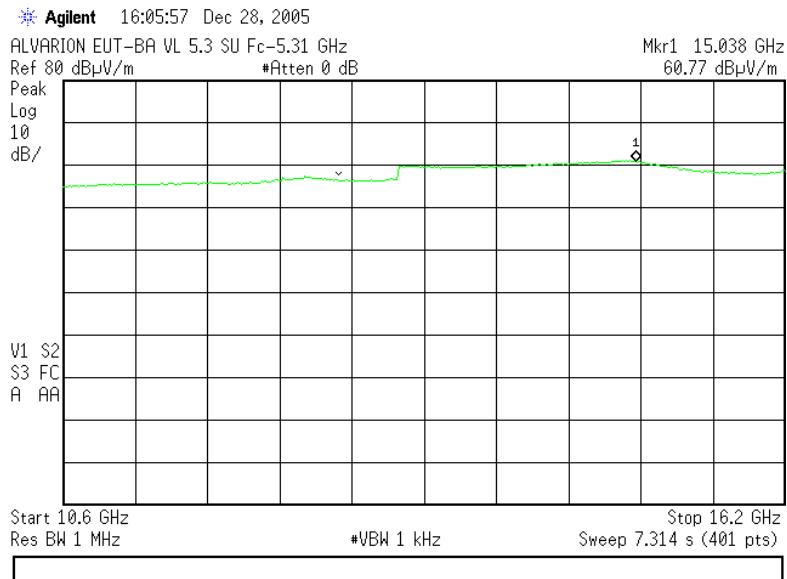


<b>Test Report No.:</b> 8612303651	<b>Page 157 of 164 Pages</b>
<b>Title: Test on Broadband Wireless Access system: BreezeACCESS VL 5.3 System and Point to Point BreezeNET B system</b>	
	<b>FCC ID: LKT-VL-53</b>

**Plot 250.**  
**Carrier Frequency 5.310 GHz. EBW-40 MHz. Antenna – 28 dBi.**  
**Detector peak**



**Plot 251.**  
**Carrier Frequency 5.310 GHz. EBW-40 MHz. Antenna – 28 dBi.**  
**Detector average**



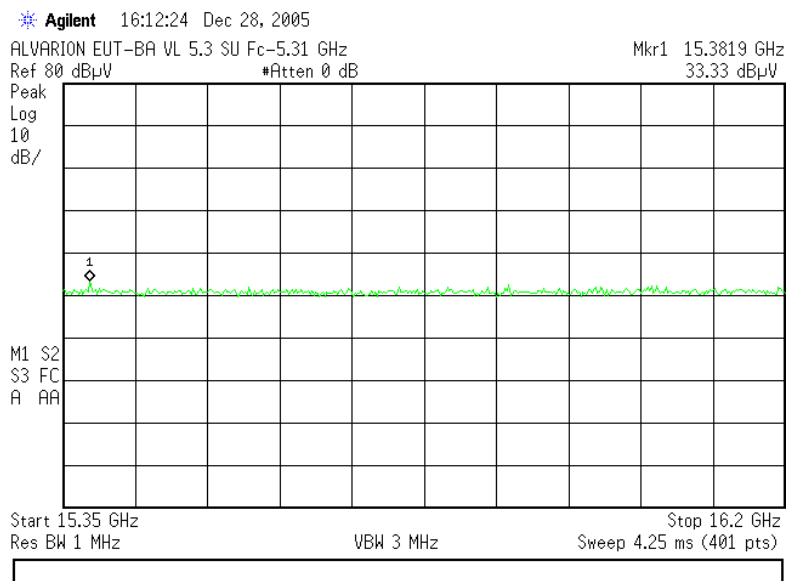


**Test Report No.:** 8612303651

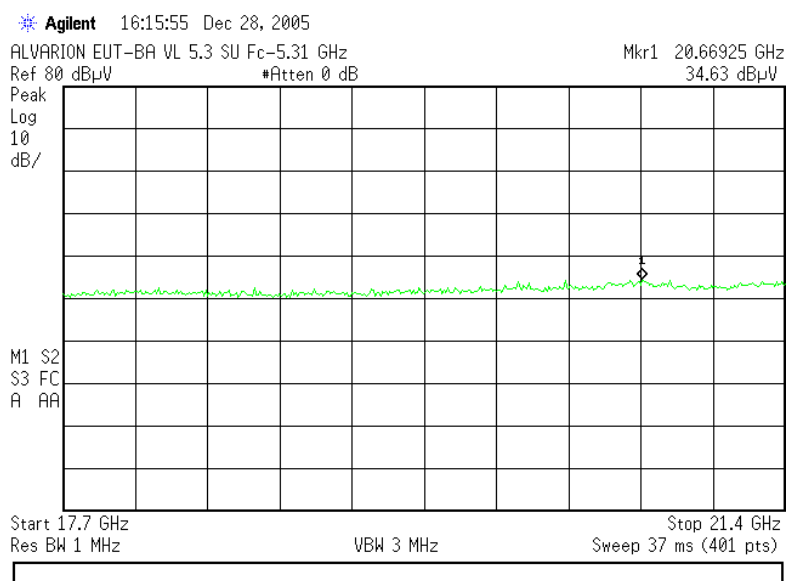
**Page 158 of 164 Pages**

**Title:** Test on Broadband Wireless Access system: BreezeACCESS VL 5.3 System and Point to Point BreezeNET B system **FCC ID: LKT-VL-53**

**Plot 252.**  
**Carrier Frequency 5.310 GHz. EBW-40 MHz. Antenna – 28 dBi.**  
**Detector peak**



**Plot 253.**  
**Carrier Frequency 5.310 GHz. EBW-40 MHz. Antenna – 28 dBi.**  
**Detector peak**




**Test Report No.:** 8612303651

**Page 159 of 164 Pages**

**Title:** Test on Broadband Wireless Access system: BreezeACCESS VL 5.3 System  
and Point to Point BreezeNET B system

**FCC ID:** LKT-VL-53

### 13. Appendix 4: Test configuration illustration



**Photo # 5.**  
**Subscriber Unit**  
**Setup**



**Test Report No.:** 8612303651

**Page 160 of 164 Pages**

**Title:** Test on Broadband Wireless Access system: BreezeACCESS VL 5.3 System  
and Point to Point BreezeNET B system

**FCC ID:** LKT-VL-53



**Photo # 6.**  
**Base Station + Subscriber Unit**  
**Radiated emission test on open site**

**Test Report No.:** 8612303651

**Page 161 of 164 Pages**

**Title:** Test on Broadband Wireless Access system: BreezeACCESS VL 5.3 System  
and Point to Point BreezeNET B system

**FCC ID:** LKT-VL-53



**Photo # 7.**  
**Base Station + Subscriber Unit**  
**Radiated emission test on open site**

**Test Report No.:** 8612303651

**Page 162 of 164 Pages**

**Title:** Test on Broadband Wireless Access system: BreezeACCESS VL 5.3 System  
and Point to Point BreezeNET B system

**FCC ID:** LKT-VL-53



**Photo # 8.**  
**Base Station + Subscriber Unit**  
**Radiated emission test on open site**

**Test Report No.:** 8612303651


**Page 163 of 164 Pages**

**Title:** Test on Broadband Wireless Access system: BreezeACCESS VL 5.3 System  
and Point to Point BreezeNET B system

**FCC ID:** LKT-VL-53



**Photo # 9.**



**Photo # 10.**


**Radio unit with MTI sector antenna P/N AN1152.  
Spurious emission test**

**Test Report No.:** 8612303651

**Page 164 of 164 Pages**

**Title:** Test on Broadband Wireless Access system: BreezeACCESS VL 5.3 System  
and Point to Point BreezeNET B system

**FCC ID:** LKT-VL-53



**Photo # 11.**

**Radio unit with Unidirectional antenna UNI-28-4 P/N AN1230  
Spurious emission test**