

PCS, 2.4 GHz ISM, MMDS and 5.8 GHz ISM Omnidirectional Base Station Antenna Series

The MAXRAD XtremeWave™ wireless broadband omnidirectional antennas are designed to provide maximum performance and reliability under the toughest weather conditions. These antennas feature a U.V. stable, vented radome that provides ultimate protection against weather elements. The line includes seven models covering MMDS, ISM and PCS frequencies with gains ranging from 4 to 10 dBi. These antennas can be mast, wall or ceiling mounted.

General Specifications:
Omnidirectional Base Station Antennas

Radome Material:
5/8 inch diameter pultruded UV-stable fiberglass

Polarization:
Vertical

Nominal Impedance:
50 ohms

Mounting Base Diameter:
1-1/4 inches

Mounting Method (sold separately):
MMK1924 - L-bracket mount for wall or pipe mount (not recommended for use with model MFB24010)
MMK8 - Aluminum extruded bracket for mast mounting
MMK11 - Ceiling mount bracket
MMK13 - Heavy duty L-bracket for wall or pipe mount

Termination:
Type N female standard
Type N female reverse polarity and reverse threaded connectors optional

Features and Benefits:

- U.V. stable, pultruded fiberglass radome. Allows outdoor installation even in harsh climates.
- Vented system design. Provides reliable performance by protecting the electrical design against extreme moisture and/or temperatures.
- Thread relief on connector. Improved accessibility for taping thus reducing installation time and improving overall effectiveness.
- Internal O-ring seal in the base of the antenna. Assures a watertight seal to prevent water from migrating into the antenna connector.
- Electrical downtilt options. Allow system planners flexibility in challenging operating environments.



MFB Model 24004CM



MMK1924



MMK8

XtremeWave™ 2.4 GHz ISM Antennas



XtremeWave™ Models 25007 (MMDS), MFB58008 (5.8 GHz) and MFB19008A (PCS), MFB24006 and MFB24010 (ISM) Antennas



Vented System


Specifications

Electrical Specifications


Model #	Frequency Range	Gain	Bandwidth @ 1.5:1 VSWR	Vertical Beamwidth @ 1/2 Power	VSWR	Maximum Power	Downtilt
MFB19008A	1.850-1.990 GHz	8 dBi	140 MHz	12°	< 1.5:1	25 Watts	N/A
MFB24004	2.400-2.4835 GHz	4 dBi	100 MHz	30°	< 1.5:1	25 Watts	N/A
MFB24006	2.400-2.4835 GHz	6 dBi	100 MHz	20°	< 1.5:1	25 Watts	N/A
MFB24008	2.400-2.4835 GHz	8 dBi	100 MHz	13°	< 1.5:1	25 Watts	N/A
MFB24008DT3	2.400-2.4835 GHz	8 dBi	100 MHz	13°	< 1.5:1	25 Watts	3°
MFB24008DT5	2.400-2.4835 GHz	8 dBi	100 MHz	13°	< 1.5:1	25 Watts	5°
MFB24008DT7	2.400-2.4835 GHz	8 dBi	100 MHz	13°	< 1.5:1	25 Watts	7°
MFB24010	2.400-2.4835 GHz	10 dBi	100 MHz	9°	< 1.5:1	25 Watts	N/A
MFB25007	2.500-2.700 GHz	7 dBi	200 MHz	13°	< 1.5:1	25 Watts	N/A
MFB25007DT3	2.500-2.700 GHz	7 dBi	200 MHz	13°	< 1.5:1	25 Watts	3°
MFB58008	5.725-5.875 GHz	8 dBi	150 MHz	11°	< 1.5:1	25 Watts	N/A

Mechanical Specifications


Model #	Wind Survival	Equivalent Flat Plate Area	Lateral Thrust @ Rated Wind	Bending Moment @ Rated Wind	Height	Weight
MFB19008A	125 mph	.07 ft ²	5.9 lbs	5.7 ft-lbs	24.0" (609.6 kg)	0.70 lbs (0.318 kg)
MFB24004	125 mph	.02 ft ²	2.1 lbs	0.7 ft-lbs	8.1" (205.7 kg)	0.34 lbs (0.154 kg)
MFB24006	125 mph	.04 ft ²	3.0 lbs	1.4 ft-lbs	11.6" (294.6 kg)	0.38 lbs (0.172 kg)
MFB24008	125 mph	.06 ft ²	5.2 lbs	4.4 ft-lbs	20.2" (513.1 kg)	0.50 lbs (0.226 kg)
MFB24008DT3	125 mph	.06 ft ²	5.2 lbs	4.4 ft-lbs	20.2" (513.1 kg)	0.50 lbs (0.226 kg)
MFB24008DT5	125 mph	.06 ft ²	5.2 lbs	4.4 ft-lbs	20.2" (513.1 kg)	0.50 lbs (0.226 kg)
MFB24008DT7	125 mph	.06 ft ²	5.2 lbs	4.4 ft-lbs	20.2" (513.1 kg)	0.50 lbs (0.226 kg)
MFB24010	125 mph	.11 ft ²	10.1 lbs	14.7 ft-lbs	36.0" (914.4 kg)	0.65 lbs (0.295 kg)
MFB25007	125 mph	.06 ft ²	5.2 lbs	4.4 ft-lbs	20.2" (513.1 kg)	0.50 lbs (0.226 kg)
MFB25007DT3	125 mph	.06 ft ²	5.2 lbs	4.4 ft-lbs	20.2" (513.1 kg)	0.50 lbs (0.226 kg)
MFB58008	125 mph	.06 ft ²	5.2 lbs	4.4 ft-lbs	20.2" (294.6 kg)	0.50 lbs (0.226kg)



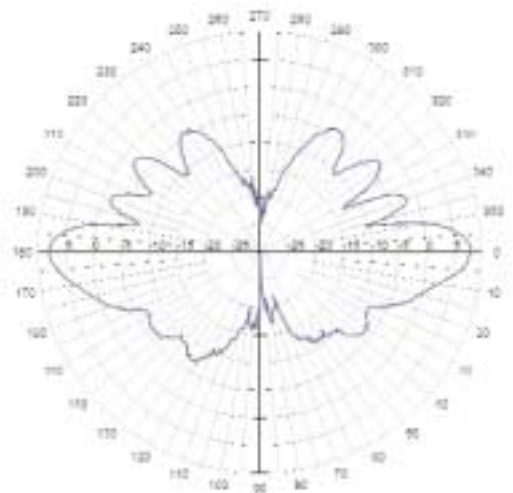
MFB19008A Elevation Cut



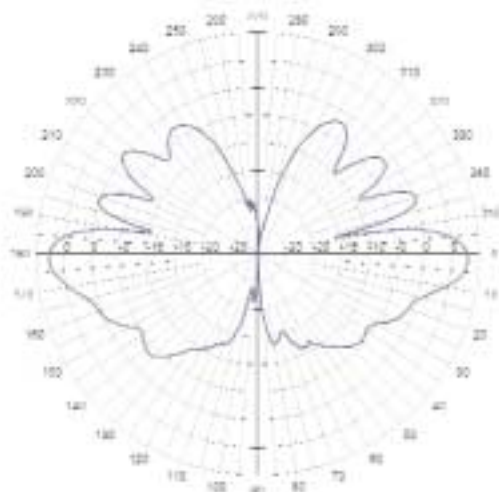
MFB24004 Elevation Cut



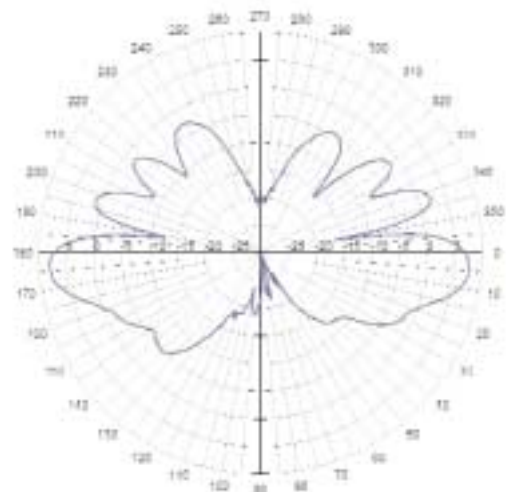
MFB24006 Elevation Cut



MFB24008 Elevation Cut

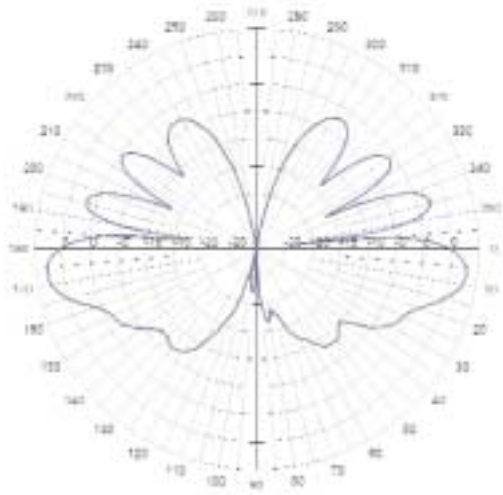


MFB24008DT3 Elevation Cut

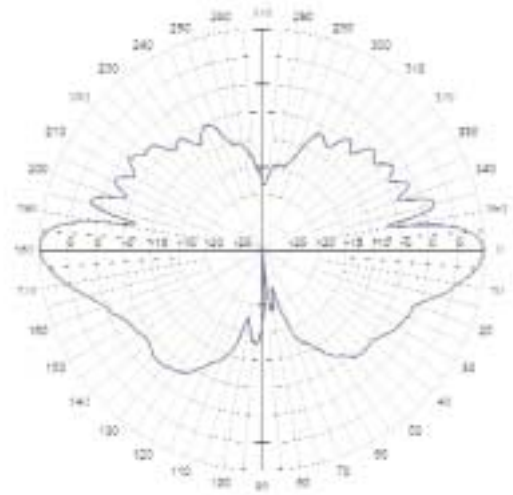


MFB24008DT5 Elevation Cut


Patterns



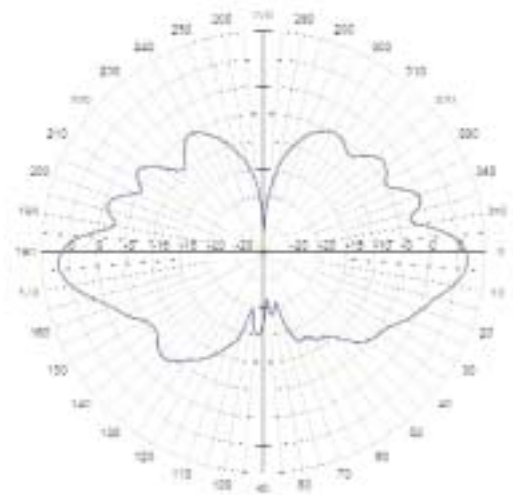
MFB24008DT7 Elevation Cut



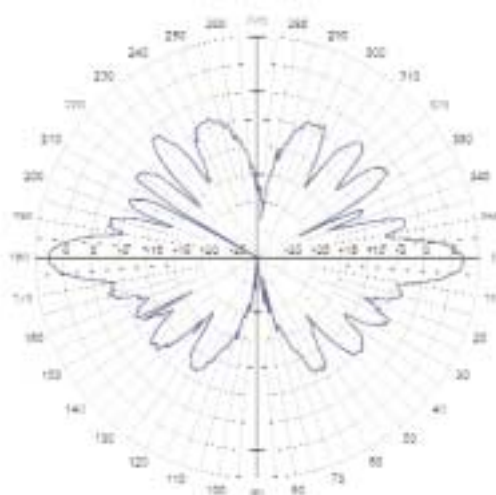
MFB24010 Elevation Cut



MFB25007 Elevation Cut



MFB25007DT3 Elevation Cut



MFB58008 Elevation Cut