

CUSTOMER :

## SPECIFICATION SHEET

ITEM : Cavity DR Dual BPF for 2.3GHz  
Part No : WVC-2.3GDB-3.5M01

	Written	Checked	Approved
SUPPLIER			

# CAVITY DUAL BPF(DR TYPE)

Rev. No.00  
Date : 2010. 03. 24.

## ◆ INDEX

- INDEX	-----	2
- REVISION HISTORY	-----	2
- APPLICATION, FEATURES	-----	3
- ELECTRICAL SPECIFICATION	-----	3
- ENVIRONMENTAL SPECIFICATION	-----	3
- MECHANICAL SPECIFICATION	-----	4
- OUTLINE DRAWING	-----	4
- SIMULATION DATA	-----	4

## ◆ REVISION HISTORY

AUTHORS	DATE	REVISION	NOTE
Daniel Lim	2010. 03. 24.	00	First Draft

# CAVITY DUAL BPF(DR TYPE)

Rev. No.00  
Date : 2010. 03. 24.

## PART NO. : WVC-2.3GDB-3.5M01

### ◆ APPLICATION

> for use in 2.3GHz Band System

### ◆ FEATURE

> High Reliability  
> **RoHS Compliant**

### ◆ ELECTRICAL SPECIFICATION

ITEM	SPECIFICATION
Frequency Range	2315MHz ~ 2318.5MHz 2346.5MHz ~ 2350MHz
Center Frequency	Fc1 = 2316.75MHz Fc2 = 2348.25MHz
Insertion Loss	2.7dB Max
Ripple	1.0dB Max
Attenuation	25dB Min @ 2320 MHz 20dB Min @ 2300 MHz 25dB Min @ 2345 MHz 20dB Min @ 2370 MHz
Return Loss	18.0dB Min
Average Input Power Handling	20W CW Max

### ◆ ENVIRONMENTAL SPECIFICATIONS

ITEM	SPECIFICATION
Operating Temperature	-40°C to +70°C
Operating Humidity	RH 20% ~ 98%, Waterproof IP67

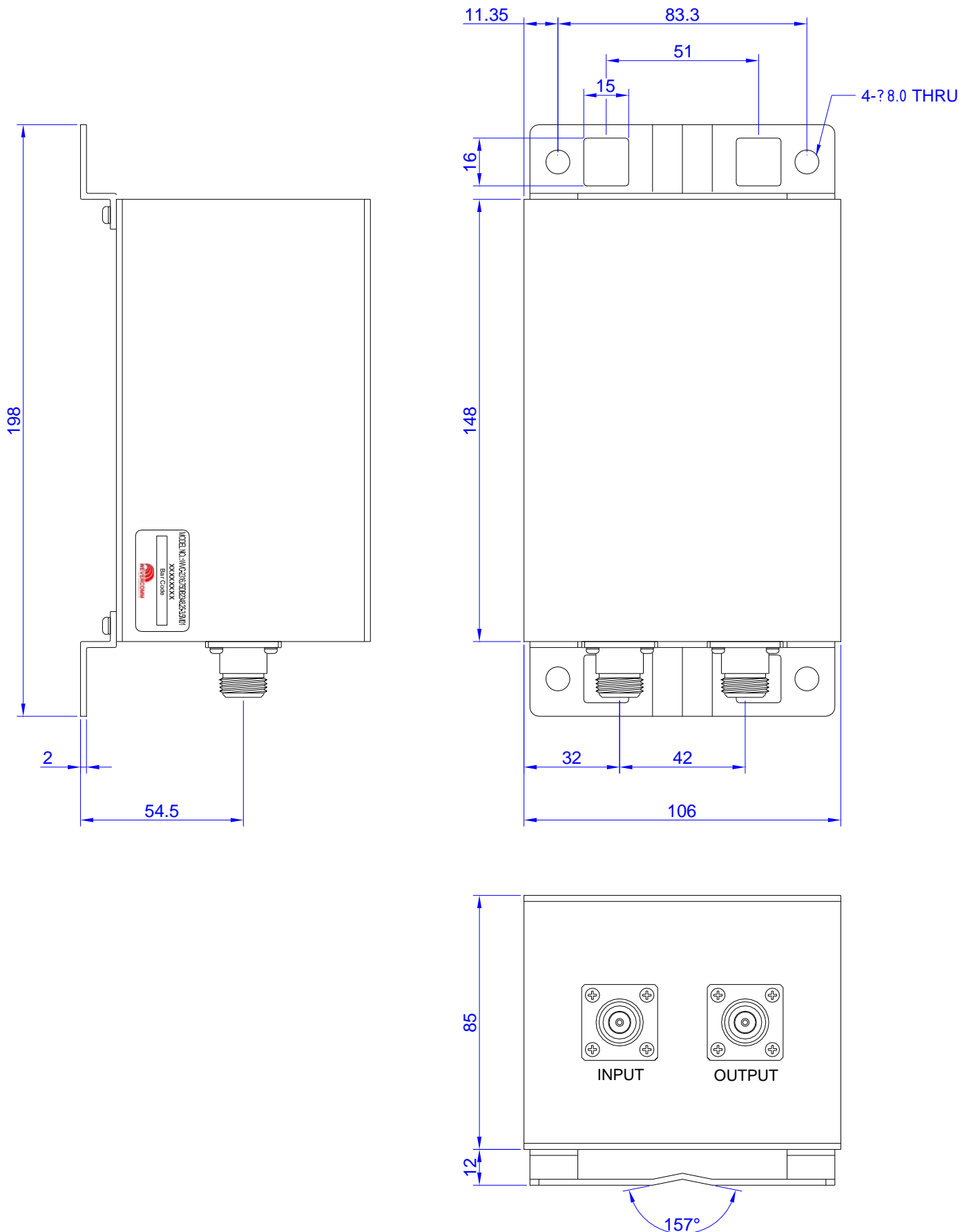
### ◆ MECHANICAL SPECIFICATIONS

ITEM	SPECIFICATION
Dimension	148.0 x 106.0 x 85.0 (mm) , Excluded Bracket
Mounting Points	See Outline Drawing
RF Connector	All Port : N Female Connector
Connector Position	See Outline Drawing
Finish	Gray color epoxy coating

# CAVITY DUAL BPF(DR TYPE)

Rev. No.00  
Date : 2010. 03. 24.

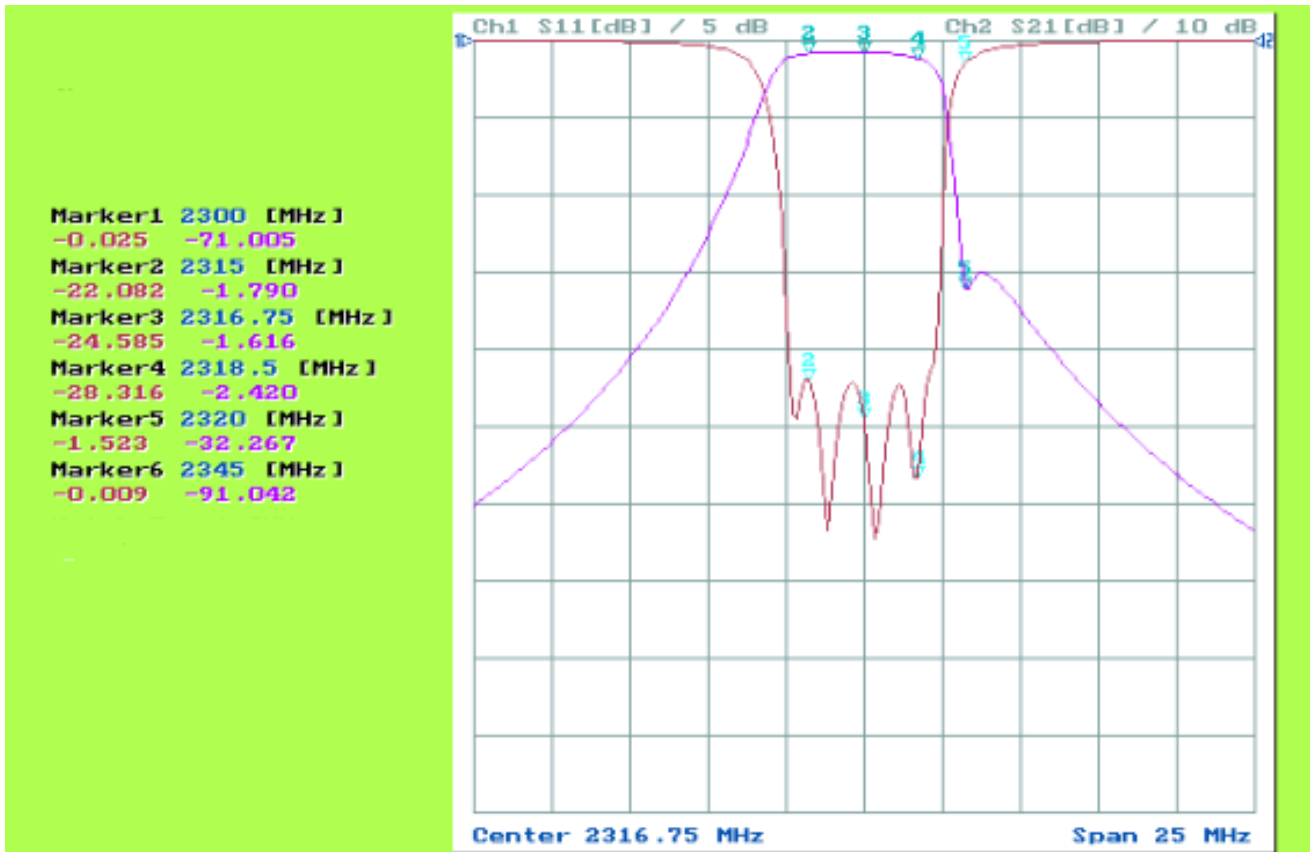
## ◆ OUTLINE DRWAING



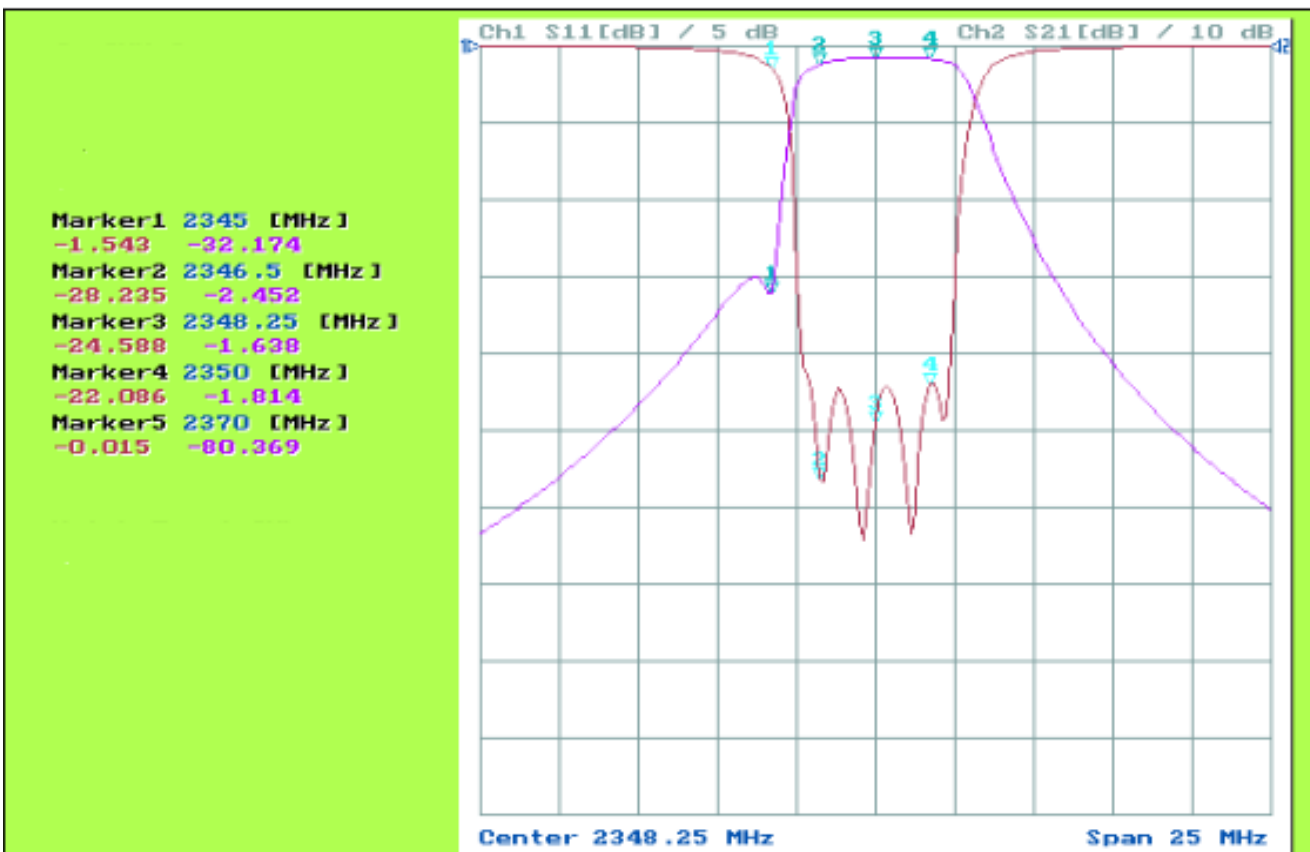
# CAVITY DUAL BPF(DR TYPE)

Rev. No.00  
Date : 2010. 03. 24.

## ◆ SIMULATION DATA



Fc1(2316.75MHz) : Return Loss & Insertion Loss & Attenuation



Fc2(2348.25MHz) : Return Loss & Insertion Loss & Attenuation