



Test Report No. 8612337013

For ALVARION Ltd.

Equipment Under Test:

***BreezeMAX 2300
Broadband Wireless Access System***

Indoor Subscriber unit.

***From The Standards Institution
Of Israel
Industry Division
Electronics & Telematics Laboratory
EMC Section***



Certificate No. 1487-01



Test report No: 8612337013

Page 2 of 82 Pages

Title: BreezeMax 2300 Broadband Wireless Access System

Model: BMAX-CPE- Si- E- 2.3

FCC ID: LKT-BMAX-SI23

Table of Contents

1 Applicant information.....	3
2 Test performance.....	3
3 Summary of test.....	4
4 EUT description.....	5
4.1 General description.....	5
4.2 EUT test configuration.....	6
5 Test result.....	7
5.1 Transmitter characteristics.....	7
5.1.1 Occupied Bandwidth	7
5.1.2 Output power	10
5.1.3 Spurious emissions at antenna terminal.....	13
5.1.4 Spurious emissions radiated.....	38
5.1.5 Frequency stability.....	61
5.2 Radiated emissions test § 15.209.....	72
5.3 Conducted emissions test § 15.207.....	74
Appendix A Photographs.....	76
Appendix B Test equipment used for test.....	78
Appendix C General information.....	82



Test report No: 8612337013

Page 3 of 82 Pages

Title: BreezeMax 2300 Broadband Wireless Access System

Model: BMAX-CPE- Si- E- 2.3

FCC ID: LKT-BMAX-SI23

1. Applicant information

Company: Alvarion Ltd.
Address: 21A Habarzel str, Tel-Aviv, 69710, Israel
The date of test: May –June 2006

Equipment under test information

Test items: Transmitter BreezeMAX 2300
Manufacturer: Alvarion Ltd
Model: BMAX-CPE-Si-E-2.3
Equipment serial number: NA

2. Test performance

Location: SII EMC Section

Purpose of test: Apparatus compliance verification in accordance with emission requirements

Test specifications: 47CFR part 15, part 27, part 2 §§ 2.1049, 2.1053, part 1 §1.1310

This Test Report contains 82 pages and may be used only in full.

This Test Report applies only to the specimen tested and may not be applied to other specimens of the same product.



Test report No: 8612337013

Page 4 of 82 Pages

Title: BreezeMax 2300 Broadband Wireless Access System

Model: BMAX-CPE- Si- E- 2.3

FCC ID: LKT-BMAX-SI23

3. Summary of test:

The EUT was found to be in compliance with requirements of: 47CFR Part 15, part 27, and part 2 §§ 27.50, 27.53, 27.54, 2.1055, 15.207, and 15.209

Parameter	Subclasses
Transmitter characteristics	
Occupied bandwidth	2.1049
Output power	27.50
Spurious emissions at antenna terminal	27.53
Spurious emissions radiated	27.53
Frequency stability	27.54
Conducted emissions	15.207
Radiated emissions	15.209

Test performed by: Mr. Michael Feldman test technician

Test report prepared by: Mr. Michael Feldman test technician

Test report approved by: Mr. Yuri Rozenberg. Head of EMC Branch

**Test report No:** 8612337013

Page 5 of 82 Pages

Title: BreezeMax 2300 Broadband Wireless Access System**Model:** BMAX-CPE- Si- E- 2.3

FCC ID: LKT-BMAX-SI23

4. Equipment Under Test description

*The customer provided description.

4.1 General description

BreezeMAX 2300 is Alvarion's WiMAX platform for the licensed 2.3 GHz WCS frequency band. It is digital modulated TDD system operating in the 2300MHz up to 2360MHz band with OFDM modulation. The basic system configuration is a one-box configuration that contains a power supply, an Ethernet 10/100BaseT (RJ 45) interface, radio and digital section. In addition it contains an internal array of 6 antennas. In some application an external antenna can be added for better link budget.

EUT technical characteristics

Transmitter technical characteristics.		Note
Stand-alone/fixed use		
Assigned frequency range	2305 – 2315 MHz and 2350 – 2360 MHz	
Operating frequency range	2307.5 MHz, 2312.5 MHz, 2352.5 MHz, 2357.5 MHz	
RF channel spacing	5 MHz	
Maximum rated output power	24 dBm	At transmitter 50 Ω RF output connector
Antenna connection	Connector: SMA	Professional installation
Transmitter 99% power bandwidth	5 MHz	
Type of modulation	BPSK, 4QAM, 16QAM, 64QAM	
Type of multiplexing	OFDM	
Modulating test signal (baseband)	PRBS	
Maximum transmitter duty cycle in normal use	50 %	
Transmitter duty cycle supplied for test	100 %	
Antenna information		
Type	Manufacturer	Model
Internal	Raytron	AN1351
Flat panel	MTI	LA3620110/s
		Gain
		7 dBi
		11.5 dBi

Test report No: 8612337013

Page 6 of 82 Pages

Title: BreezeMax 2300 Broadband Wireless Access System

Model: BMAX-CPE- Si- E- 2.3

FCC ID: LKT-BMAX-SI23

4.2 EUT test configuration




Fig. 1 Subscriber unit test setup.



Test report No: 8612337013	Page 7 of 82 Pages
Title: BreezeMax 2300 Broadband Wireless Access System	
Model: BMAX-CPE- Si- E- 2.3	FCC ID: LKT-BMAX-SI23

5. Test results

5.1 Transmitter characteristics

5.1.1 Occupied bandwidth for digitally modulated systems according to § 2.1049

Method of measurement ANSI 63.4 §13.1.7
 Ambient Temperature 23⁰ C Relative Humidity 49% Air Pressure 1009 hPa
 Operating Frequency Range 2.305 – 2.320 GHz, 2.345 – 2.360 GHz

Carrier frequency MHz	Measured occupied bandwidth, MHz	Reference to plot number
2307.5	4.75	#1
2312.5	4.73	#2
2352.5	4.75	#3
2357.5	4.77	#4

TEST PROCEDURE

The measurements were performed in normal (transmitting) mode at all transmitted carrier (channel) frequencies of the 2.305 - 2.320 GHz and 2.345 – 2360 GHz frequency ranges under maximum data transfer bit rate.

The EUT RF output was connected to the Spectrum Analyzer through appropriate attenuator and accounted with cable loss in SA settings.

TEST EQUIPMENT USED:

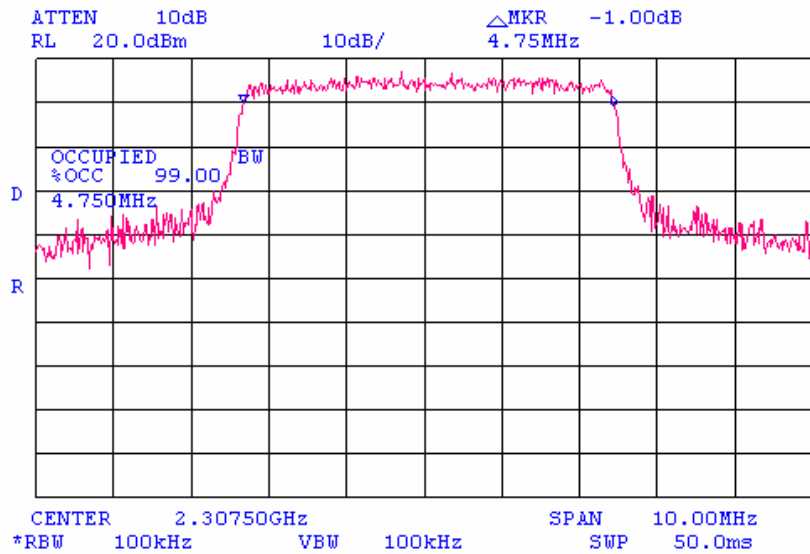
1	2	3				
---	---	---	--	--	--	--



Test report No: 8612337013 **Page 8 of 82 Pages**
Title: BreezeMax 2300 Broadband Wireless Access System
Model: BMAX-CPE- Si- E- 2.3 **FCC ID: LKT-BMAX-SI23**

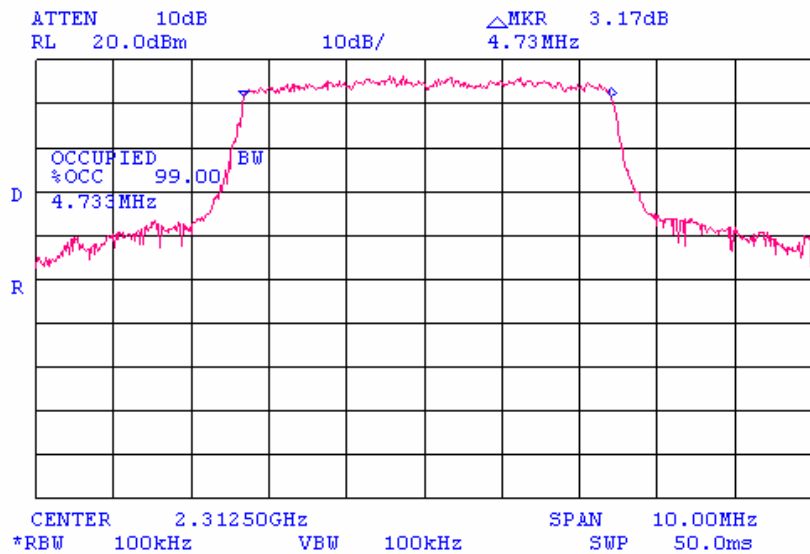
Occupied bandwidth test results.

Carrier Frequency 2307.5 MHz



Plot # 1

Carrier Frequency 2312.5 MHz



Plot # 2



Test report No: 8612337013

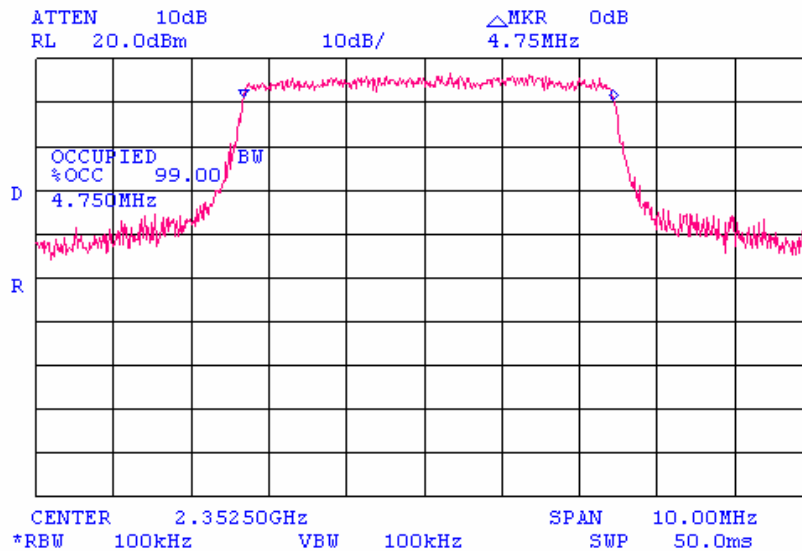
Page 9 of 82 Pages

Title: BreezeMax 2300 Broadband Wireless Access System

Model: BMAX-CPE- Si- E- 2.3

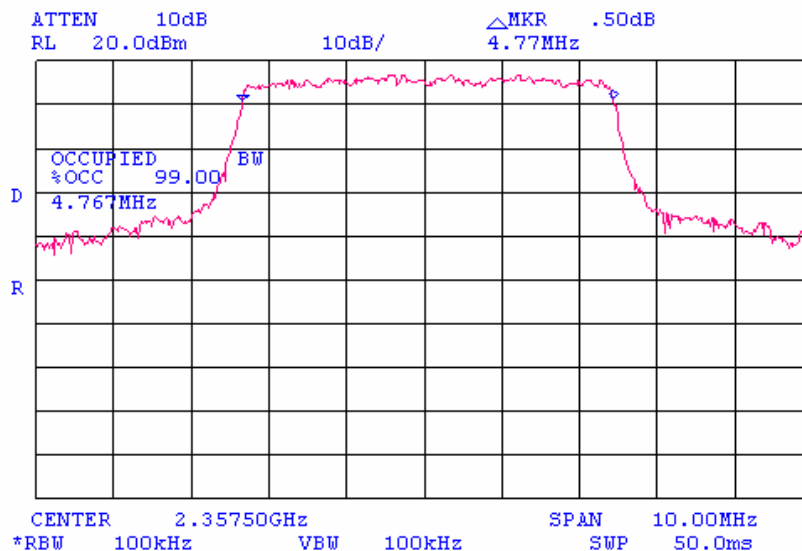
FCC ID: LKT-BMAX-SI23

Carrier Frequency 2352.5 MHz



Plot # 3

Carrier Frequency 2357.5 MHz



Plot # 4



Test report No: 8612337013	Page 10 of 82 Pages
Title: BreezeMax 2300 Broadband Wireless Access System	
Model: BMAX-CPE- Si- E- 2.3	FCC ID: LKT-BMAX-SI23

5.1.2 Output power test § 27.50

Ambient Temperature 23⁰ C Relative Humidity 49% Air Pressure 1009 hPa
 Operating Frequency Range 2.305 – 2.320 GHz, 2.345 – 2.360 GHz

Carrier frequency MHz	Output power. dBm	Output power. (With antenna gain) dBm	Reference to plot number
2307.5	22.8	34.3	#5
2312.5	22.5	34.0	#6
2352.5	22.8	34.3	#7
2357.5	22.8	34.3	#8

The following power limits apply to the 2305 – 2320 MHz and 2345 – 2360 MHz bands:
 Fixed, land, and radiolocation station transmitting are limited to 2000W (63 dBm) peak equivalent isotropically radiated power

TEST PROCEDURE

The measurements were performed in normal (transmitting) mode at all transmitted carrier (channel) frequencies of the 2.305 - 2.320 GHz and 2345 - 360 GHz frequency ranges under maximum data transfer bit rate. The EUT RF output was connected to the Spectrum Analyzer through appropriate attenuator and accounted with cable loss in SA settings.

TEST EQUIPMENT USED:

1	2	3				
---	---	---	--	--	--	--



Test report No: 8612337013

Page 11 of 82 Pages

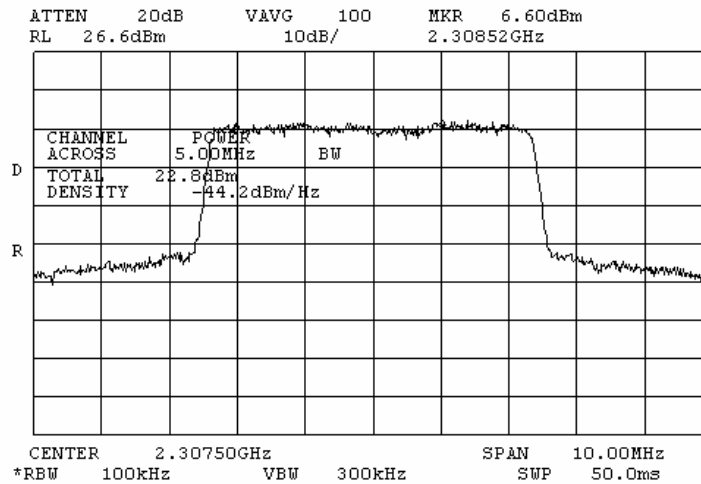
Title: BreezeMax 2300 Broadband Wireless Access System

Model: BMAX-CPE- Si- E- 2.3

FCC ID: LKT-BMAX-SI23

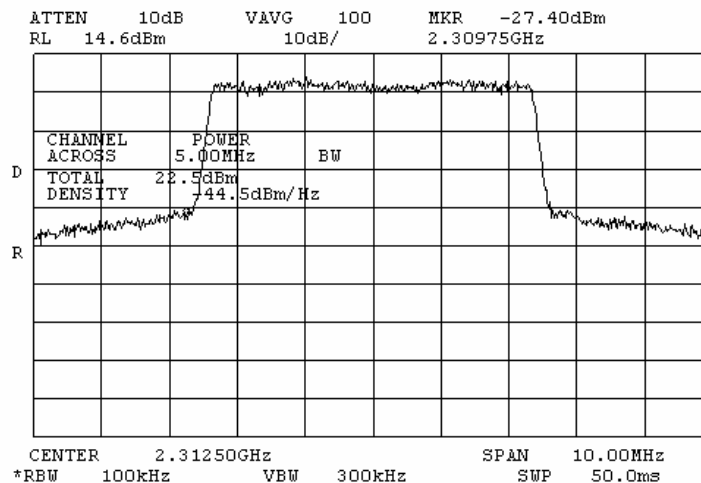
Output power test results.

Carrier Frequency 2307.5 MHz



Plot # 5

Carrier Frequency 2312.5 MHz



Plot # 6



Test report No: 8612337013

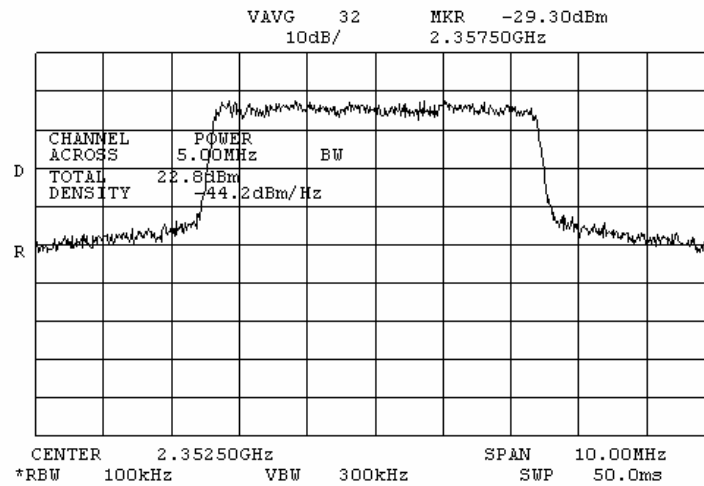
Page 12 of 82 Pages

Title: BreezeMax 2300 Broadband Wireless Access System

Model: BMAX-CPE- Si- E- 2.3

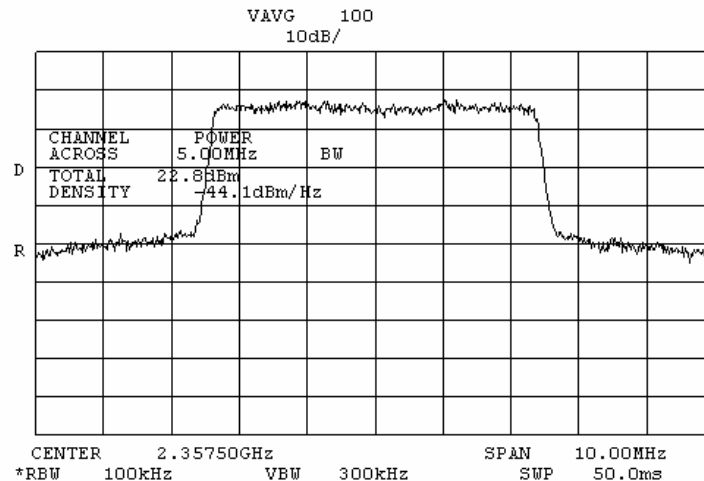
FCC ID: LKT-BMAX-SI23

Carrier Frequency 2352.5 MHz.



Plot # 7

Carrier Frequency 2357.5 MHz.



Plot # 8

**Test report No: 8612337013****Page 13 of 82 Pages****Title: BreezeMax 2300 Broadband Wireless Access System****Model: BMAX-CPE- Si- E- 2.3****FCC ID: LKT-BMAX-SI23****5.1.3 Spurious emissions at antenna terminal § 27.53**

Ambient Temperature 23⁰ C Relative Humidity 49% Air Pressure 1009 hPa
Operating Frequency Range 2.305 – 2.320 GHz, 2.345 – 2.360 GHz

Carrier frequency – 2307.5 MHz.

Frequency, MHz	Spurious emission level, dBm	Spurious emissions calculated limit, dBm	Margin dB	Reference to plot number
2299.5	-43.0	-40	-3.0	#12
2304.9	-18.7	-13	-6.7	#14
2310	-21.3	-13	-8.3	#16
2320.8	-53.8	-50	-3.8	#17

Carrier frequency – 2312.5 MHz.

Frequency, MHz	Spurious emission level, dBm	Spurious emissions calculated limit, dBm	Margin dB	Reference to plot number
2309.9	-17.9	-13	-4.9	#24
2315	-17.8	-13	-4.8	#25
2320	-50.9	-50	-0.9	#27
6940	-45.0	-40	-5.0	#27

Carrier frequency – 2352.5 MHz.

Frequency, MHz	Spurious emission level, dBm	Spurious emissions calculated limit, dBm	Margin dB	Reference to plot number
396.4	-52.9	-40	-12.9	#33
2345	-51.2	-50	-1.2	#37
2355	-30.6	-13	-16.4	#39
2370	-52.6	-40	-12.6	#40



Test report No: 8612337013	Page 14 of 82 Pages
Title: BreezeMax 2300 Broadband Wireless Access System	
Model: BMAX-CPE- Si- E- 2.3	FCC ID: LKT-BMAX-SI23

Carrier frequency – 2357.5 MHz.

Frequency, MHz	Spurious emission level, dBm	Spurious emissions calculated limit, dBm	Margin dB	Reference to plot number
2344.5	-51.8	-50	-1.8	#46
2355	-21.6	-13	-8.6	#47
2360	-24.4	-13	-11.4	#48

The frequency spectrum was investigated from the lowest radio frequency signal generated in the equipment, without going below 9 kHz, up to the tenth harmonic of the highest fundamental frequency. The emission levels of the EUT in peak mode more than 20 dB lower than the specified limit were not recorded in the table above.

LIMIT

For operation in the bands 2305 –2320 MHz and 2345 – 2360 MHz, the power of any emissions outside the licensee’s frequency band(s) of operation shall be attenuated below the transmitter power(P) within the licensed band(s) of operation, measured in watts, by the following amounts:

Below 2300 MHz and above 2370 MHz by factor not less then $70+10\log(P)$ dB - -40 dBm

On all frequencies from 2300 to 2320 MHz and 2345 to 2370 MHz by factor not less then $43+10\log(P)$ dB - -13 dBm.

On all frequencies from 2320 to 2345 MHz by factor not less then $80+10\log(P)$ dB - -50 dBm.

TEST PROCEDURE

The measurements were performed in normal (transmitting) mode at all transmitted carrier (channel) frequencies of the 2.305 - 2.320 GHz and 2345 - 360 GHz frequency ranges under maximum data transfer bit rate.

The EUT RF output was connected to the Spectrum Analyzer through appropriate attenuator and accounted with cable loss in SA settings.

TEST EQUIPMENT USED:

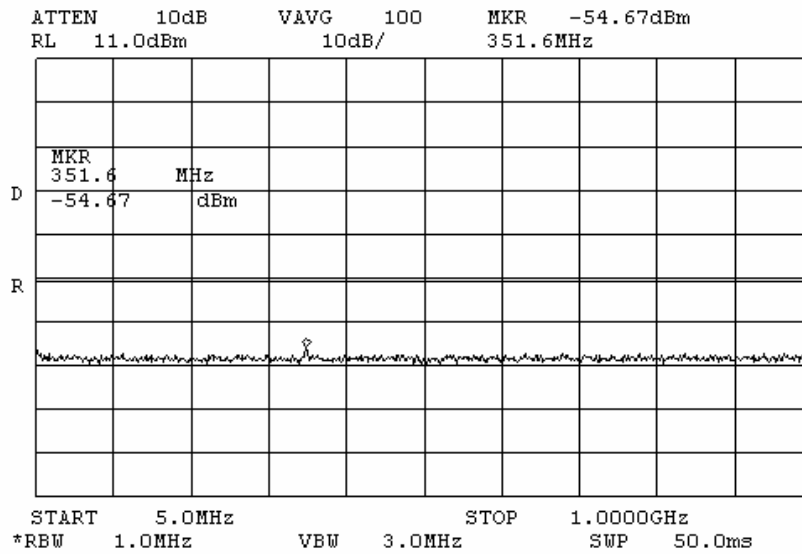
1	2	3	9			
---	---	---	---	--	--	--



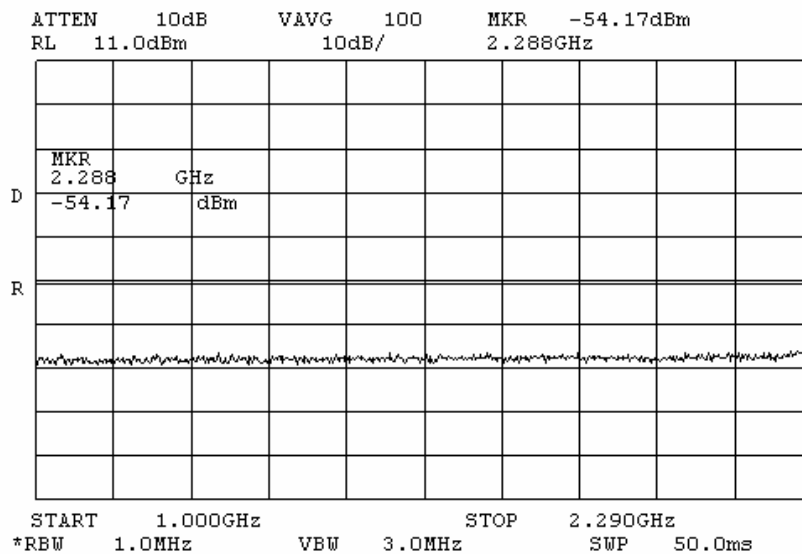
Test report No: 8612337013	Page 15 of 82 Pages
Title: BreezeMax 2300 Broadband Wireless Access System	
Model: BMAX-CPE- Si- E- 2.3	FCC ID: LKT-BMAX-SI23

Spurious emissions at antenna terminal test results.

Frequency carrier 2307.5 MHz.



Plot # 9

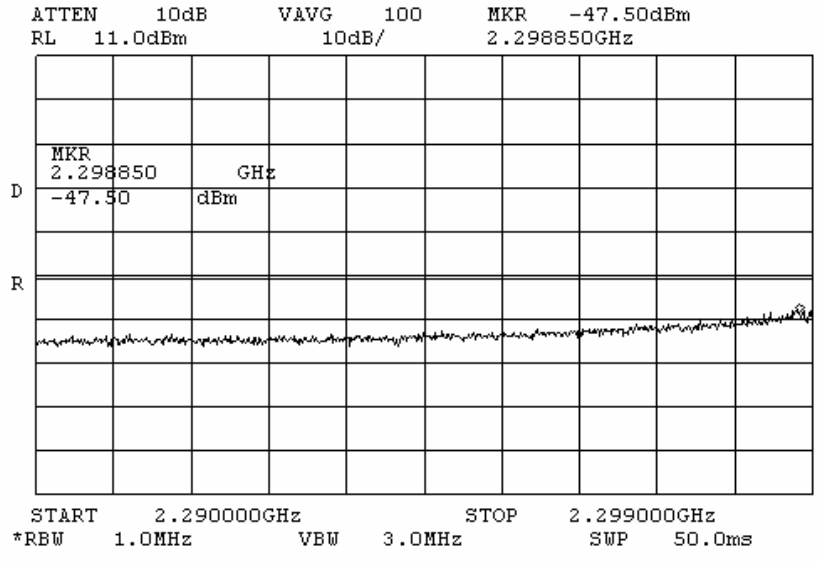


Plot # 10

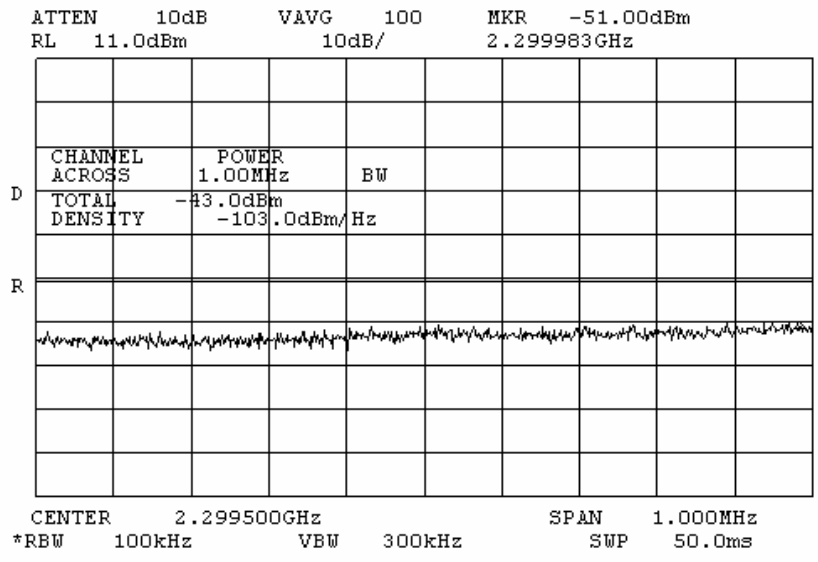
External attenuator = 30 dB
Cable loss = 1.2 dB.



Test report No: 8612337013	Page 16 of 82 Pages
Title: BreezeMax 2300 Broadband Wireless Access System	
Model: BMAX-CPE- Si- E- 2.3	FCC ID: LKT-BMAX-SI23



Plot # 11



Plot # 12



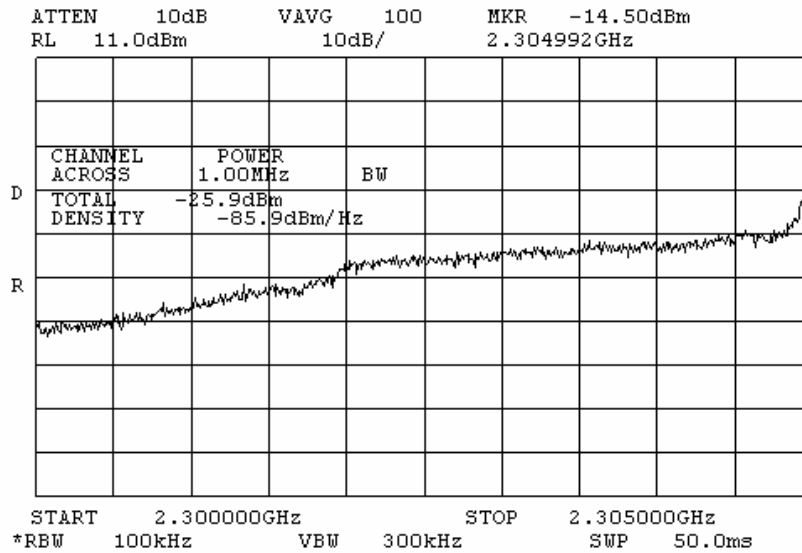
Test report No: 8612337013

Page 17 of 82 Pages

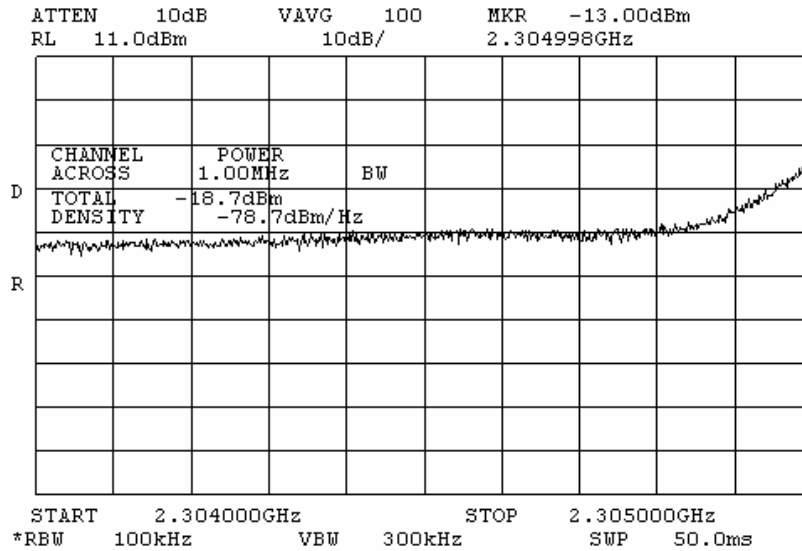
Title: BreezeMax 2300 Broadband Wireless Access System

Model: BMAX-CPE- Si- E- 2.3

FCC ID: LKT-BMAX-SI23



Plot # 13



Plot # 14



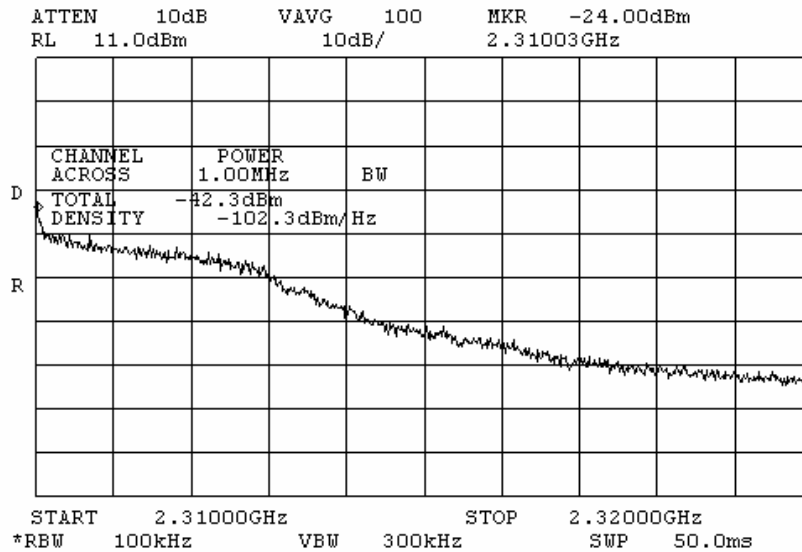
Test report No: 8612337013

Page 18 of 82 Pages

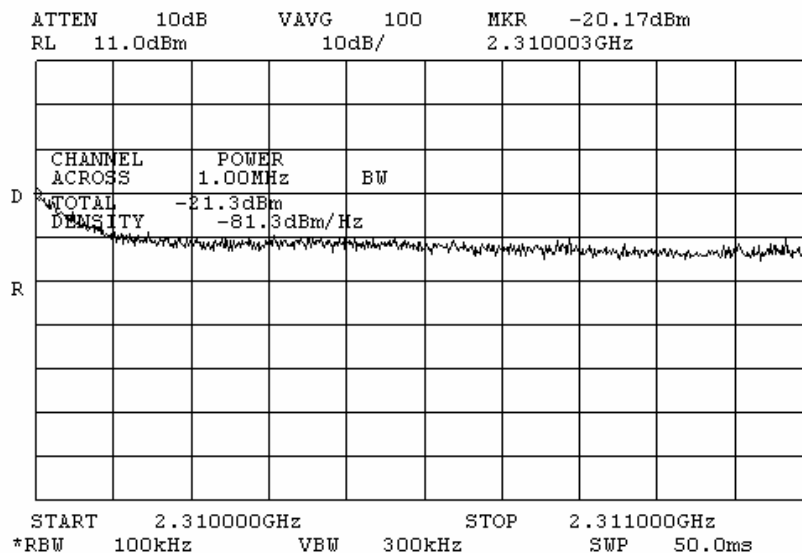
Title: BreezeMax 2300 Broadband Wireless Access System

Model: BMAX-CPE- Si- E- 2.3

FCC ID: LKT-BMAX-SI23



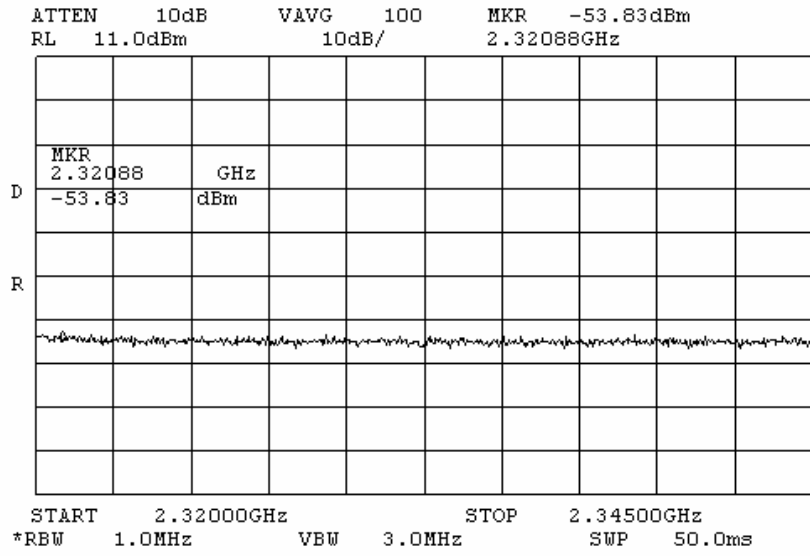
Plot # 15



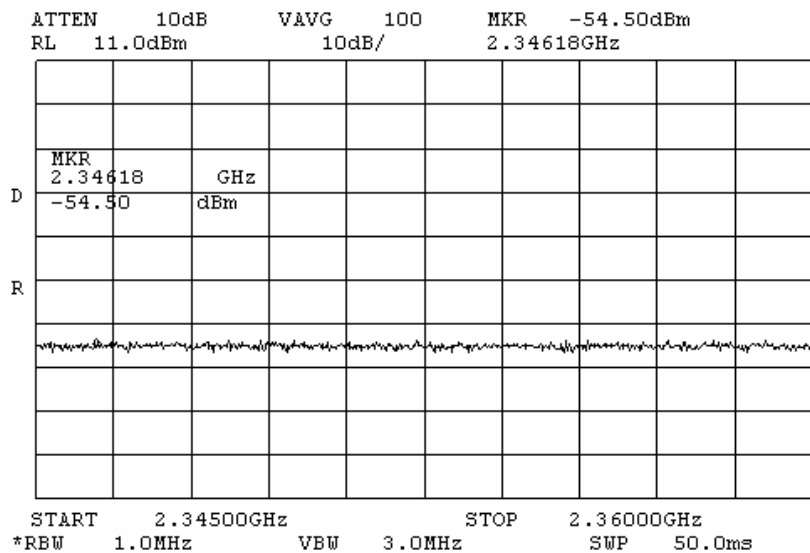
Plot # 16



Test report No: 8612337013	Page 19 of 82 Pages
Title: BreezeMax 2300 Broadband Wireless Access System	
Model: BMAX-CPE- Si- E- 2.3	FCC ID: LKT-BMAX-SI23



Plot # 17



Plot # 18



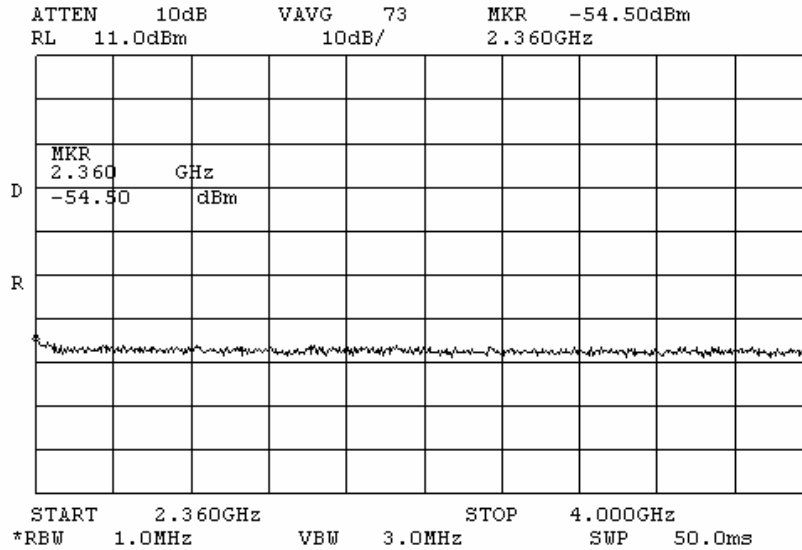
Test report No: 8612337013

Page 20 of 82 Pages

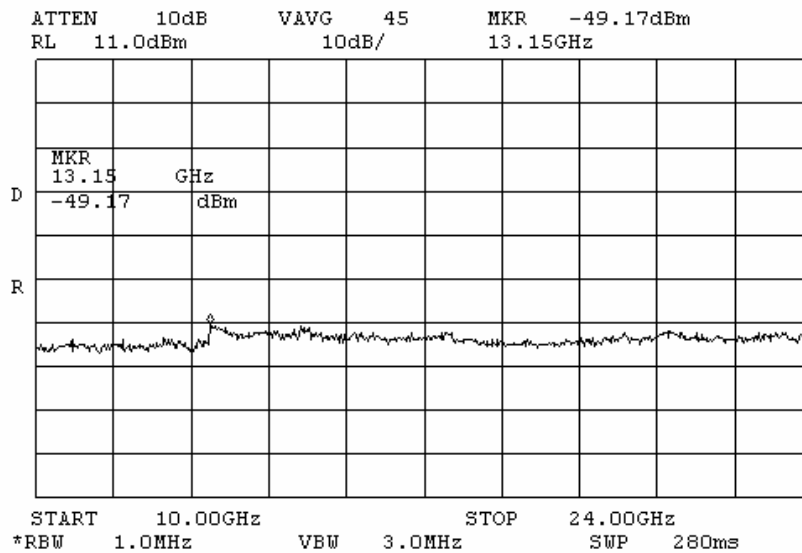
Title: BreezeMax 2300 Broadband Wireless Access System

Model: BMAX-CPE- Si- E- 2.3

FCC ID: LKT-BMAX-SI23



Plot # 19

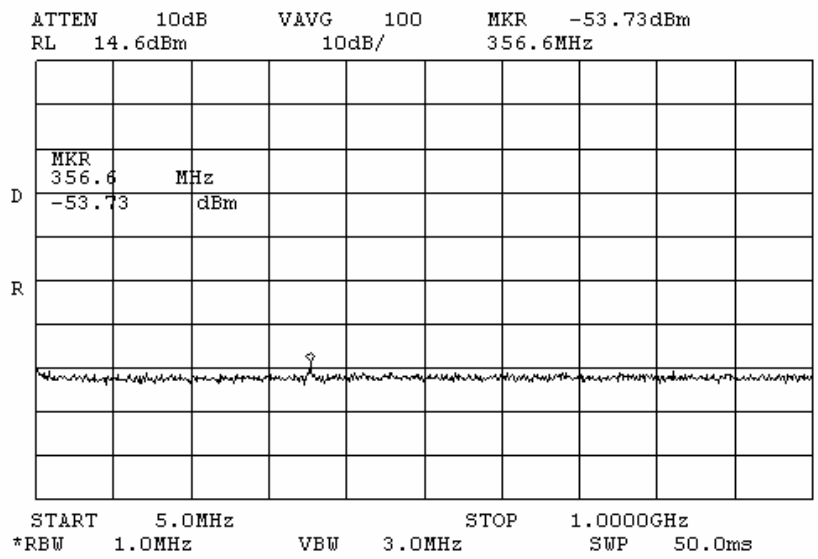


Plot # 20



Test report No: 8612337013 **Page 21 of 82 Pages**
Title: BreezeMax 2300 Broadband Wireless Access System
Model: BMAX-CPE- Si- E- 2.3 **FCC ID: LKT-BMAX-SI23**

Frequency carrier 2312.5 MHz.



Plot # 21



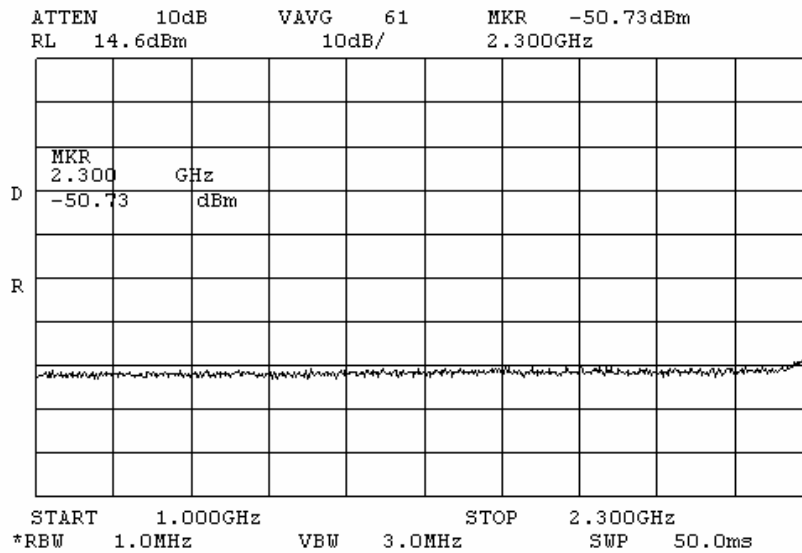
Test report No: 8612337013

Page 22 of 82 Pages

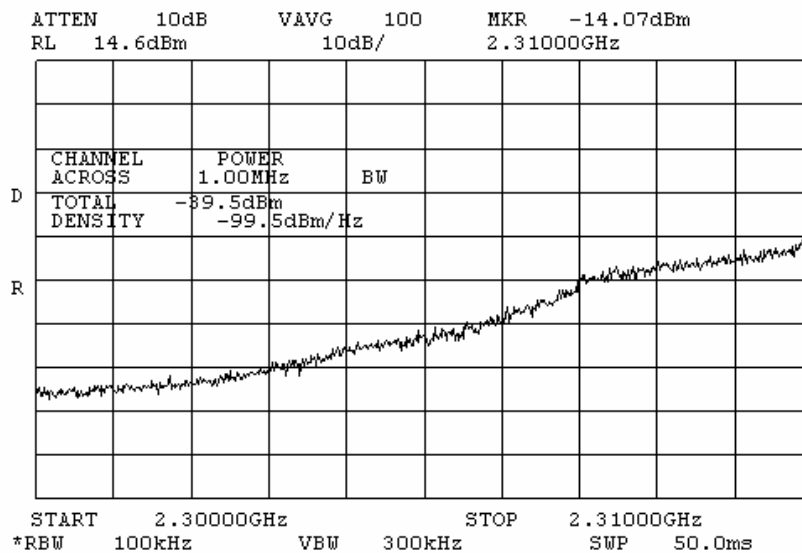
Title: BreezeMax 2300 Broadband Wireless Access System

Model: BMAX-CPE- Si- E- 2.3

FCC ID: LKT-BMAX-SI23



Plot # 22



Plot # 23



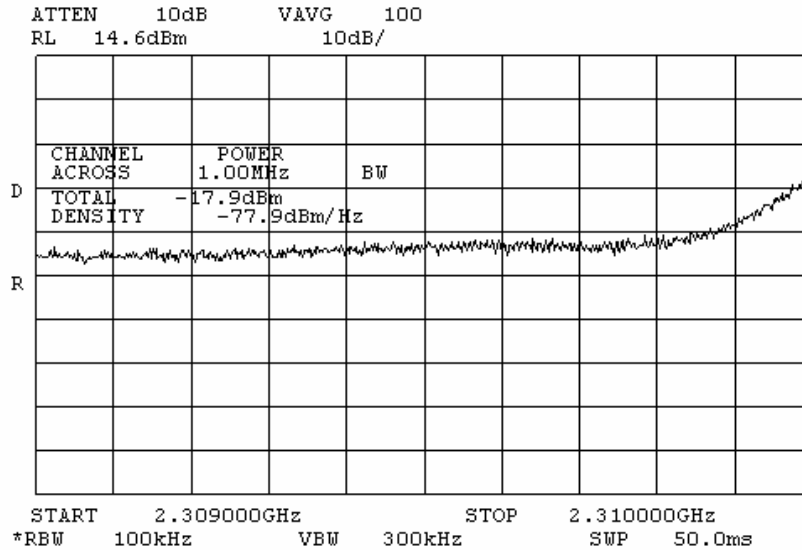
Test report No: 8612337013

Page 23 of 82 Pages

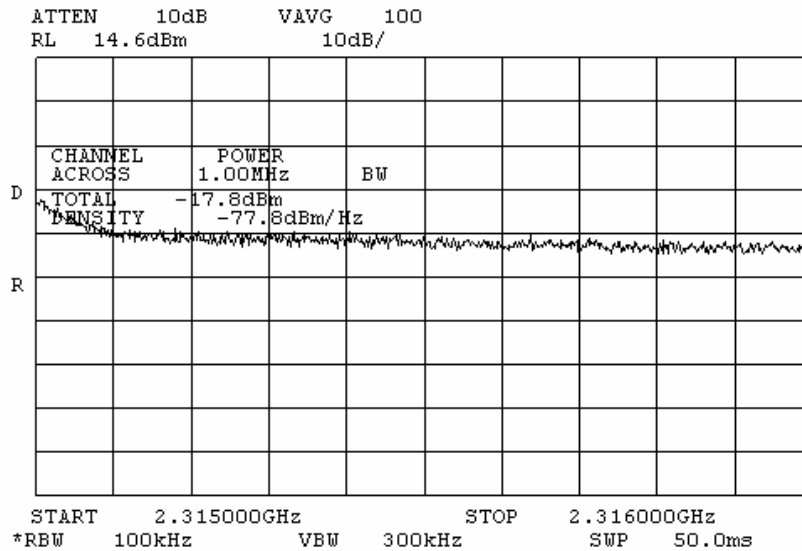
Title: BreezeMax 2300 Broadband Wireless Access System

Model: BMAX-CPE- Si- E- 2.3

FCC ID: LKT-BMAX-SI23



Plot # 24



Plot # 25



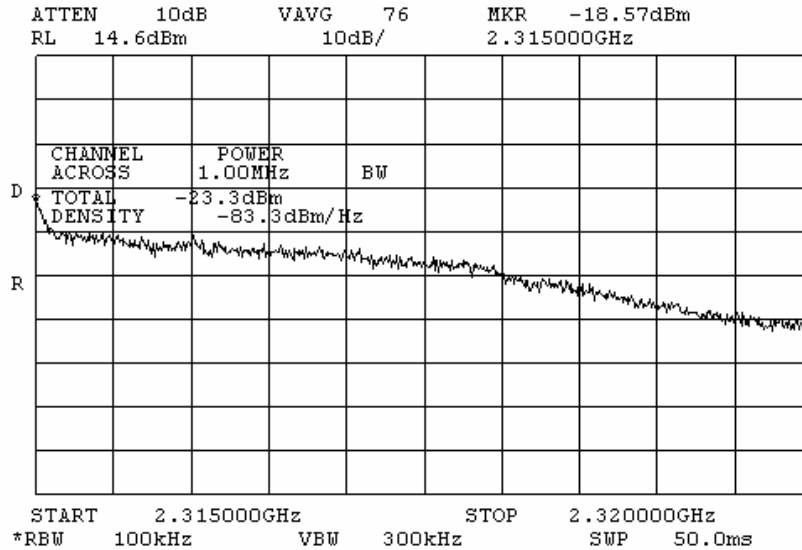
Test report No: 8612337013

Page 24 of 82 Pages

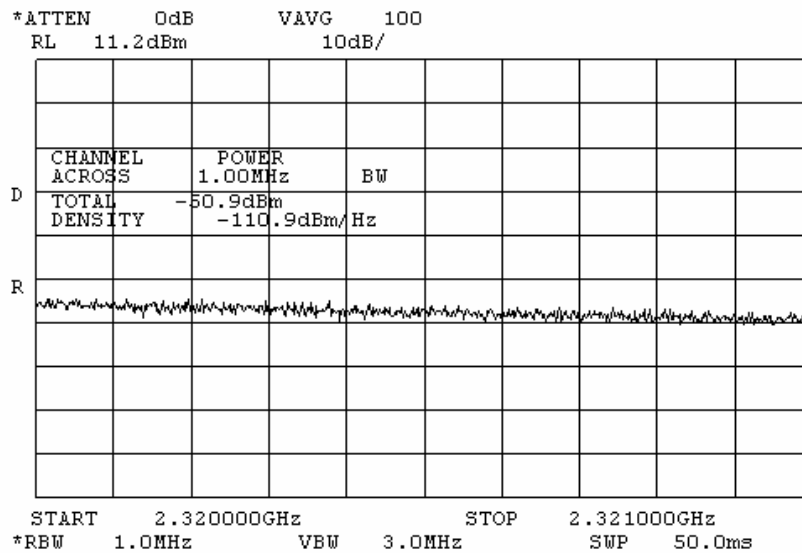
Title: BreezeMax 2300 Broadband Wireless Access System

Model: BMAX-CPE- Si- E- 2.3

FCC ID: LKT-BMAX-SI23



Plot # 26



Plot # 27



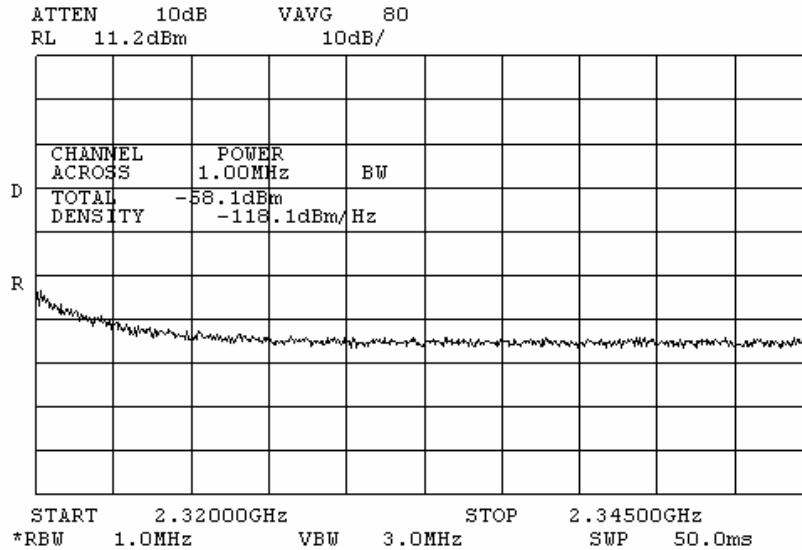
Test report No: 8612337013

Page 25 of 82 Pages

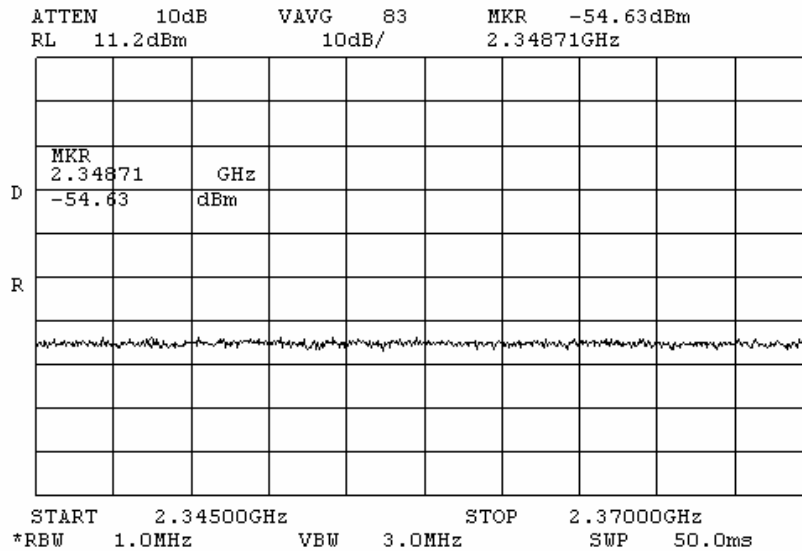
Title: BreezeMax 2300 Broadband Wireless Access System

Model: BMAX-CPE- Si- E- 2.3

FCC ID: LKT-BMAX-SI23



Plot # 28



Plot # 29



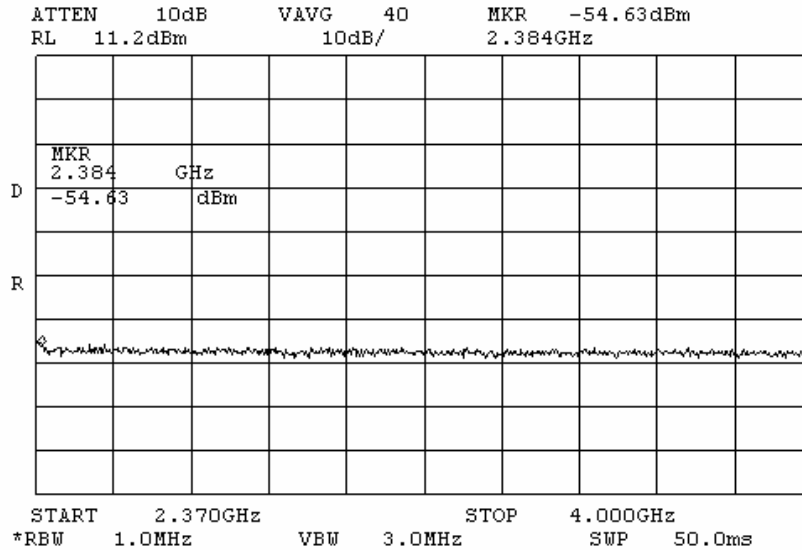
Test report No: 8612337013

Page 26 of 82 Pages

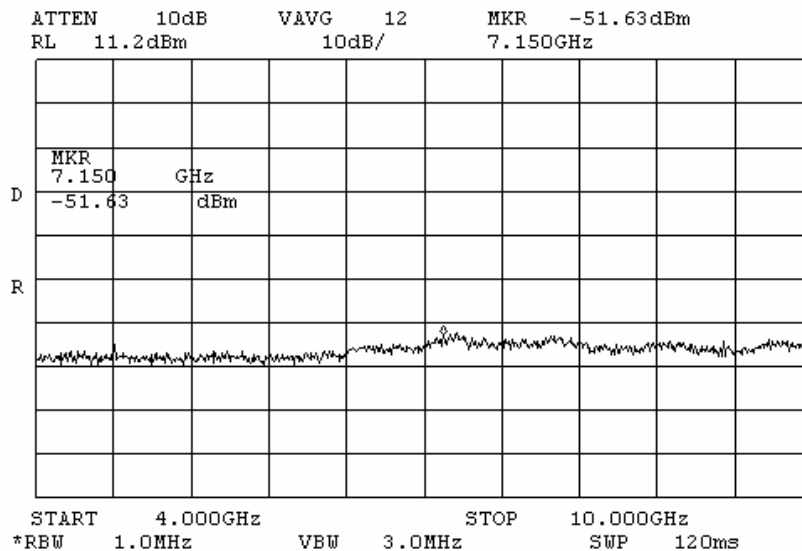
Title: BreezeMax 2300 Broadband Wireless Access System

Model: BMAX-CPE- Si- E- 2.3

FCC ID: LKT-BMAX-SI23



Plot # 30



Plot # 31



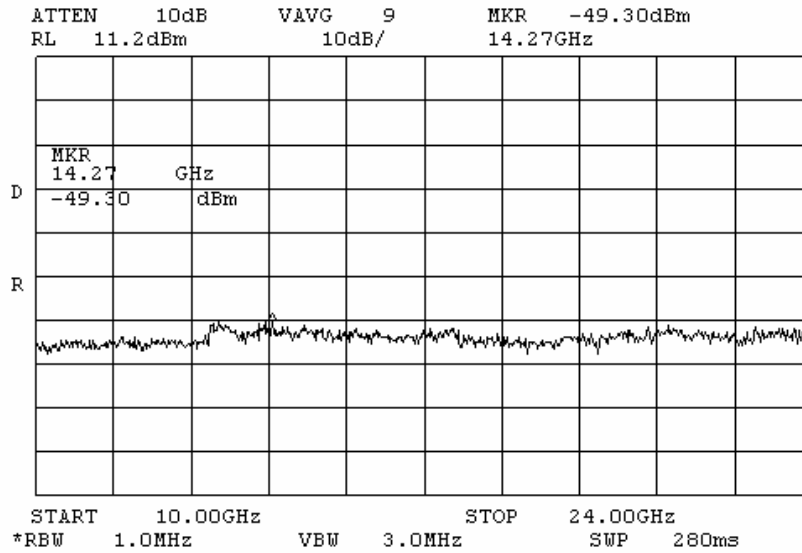
Test report No: 8612337013

Page 27 of 82 Pages

Title: BreezeMax 2300 Broadband Wireless Access System

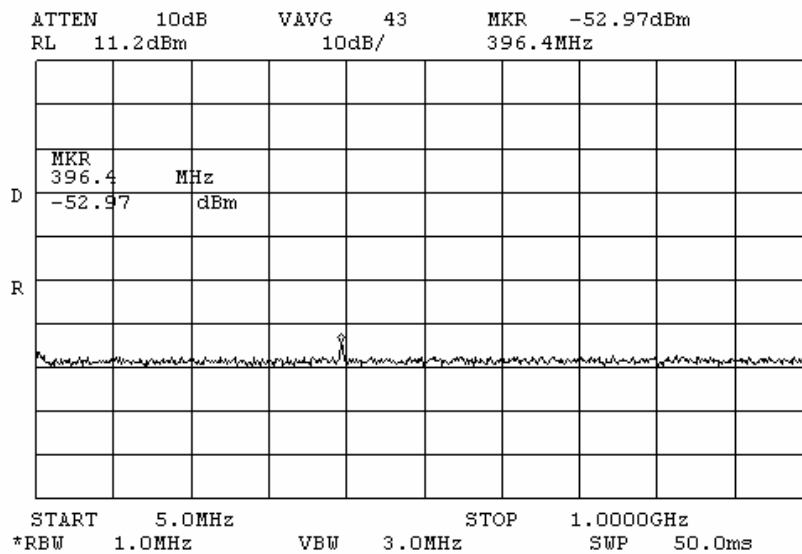
Model: BMAX-CPE- Si- E- 2.3

FCC ID: LKT-BMAX-SI23



Plot # 32

Frequency carrier 2352.5 MHz



Plot # 33



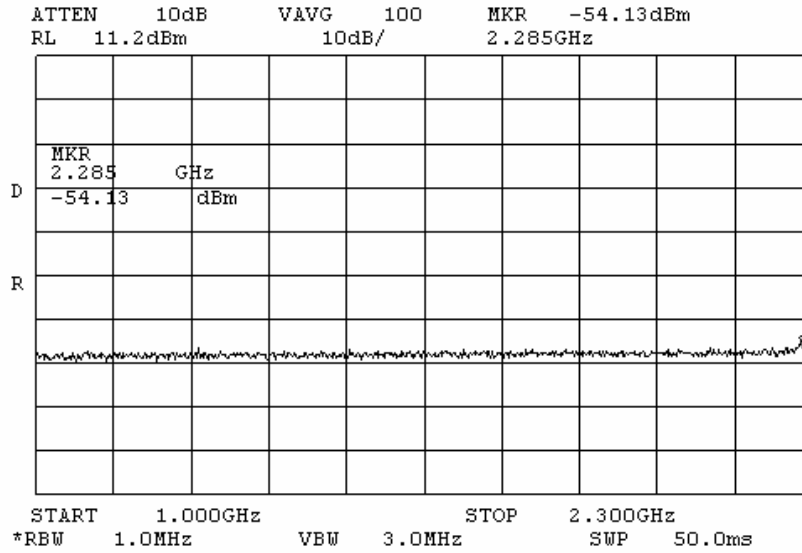
Test report No: 8612337013

Page 28 of 82 Pages

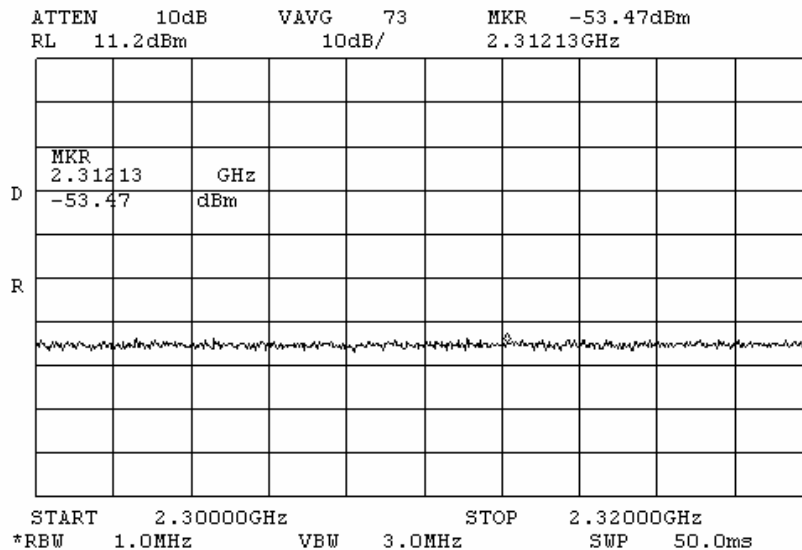
Title: BreezeMax 2300 Broadband Wireless Access System

Model: BMAX-CPE- Si- E- 2.3

FCC ID: LKT-BMAX-SI23



Plot # 34



Plot # 35



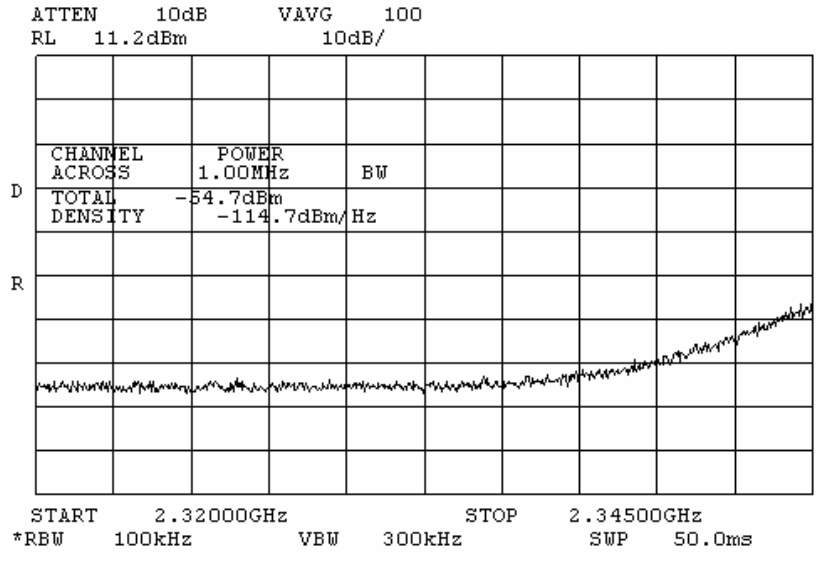
Test report No: 8612337013

Page 29 of 82 Pages

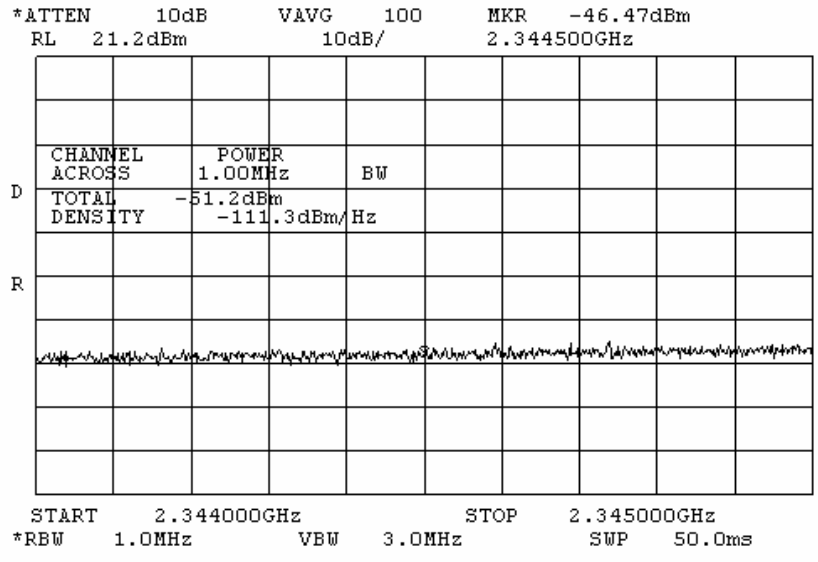
Title: BreezeMax 2300 Broadband Wireless Access System

Model: BMAX-CPE- Si- E- 2.3

FCC ID: LKT-BMAX-SI23



Plot # 36



Plot # 37



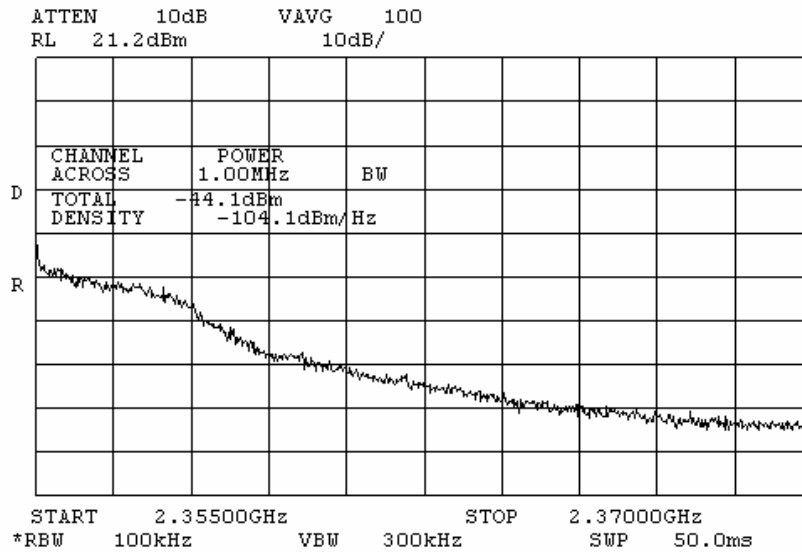
Test report No: 8612337013

Page 30 of 82 Pages

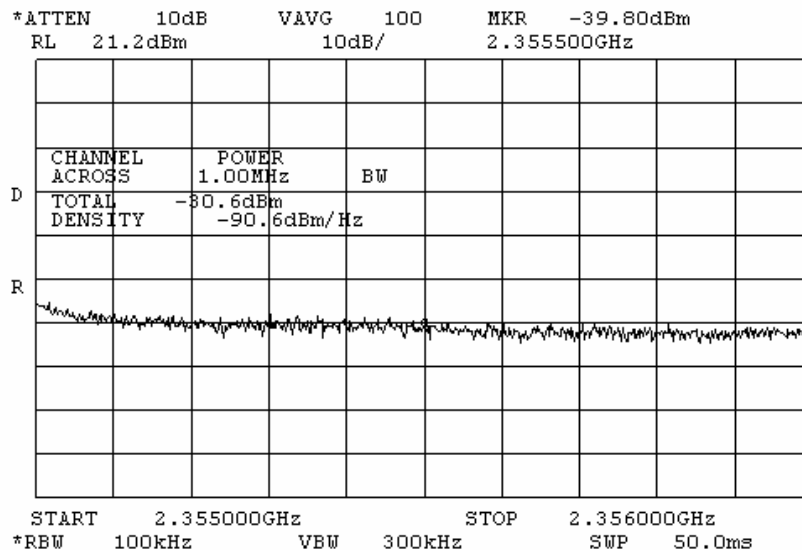
Title: BreezeMax 2300 Broadband Wireless Access System

Model: BMAX-CPE- Si- E- 2.3

FCC ID: LKT-BMAX-SI23



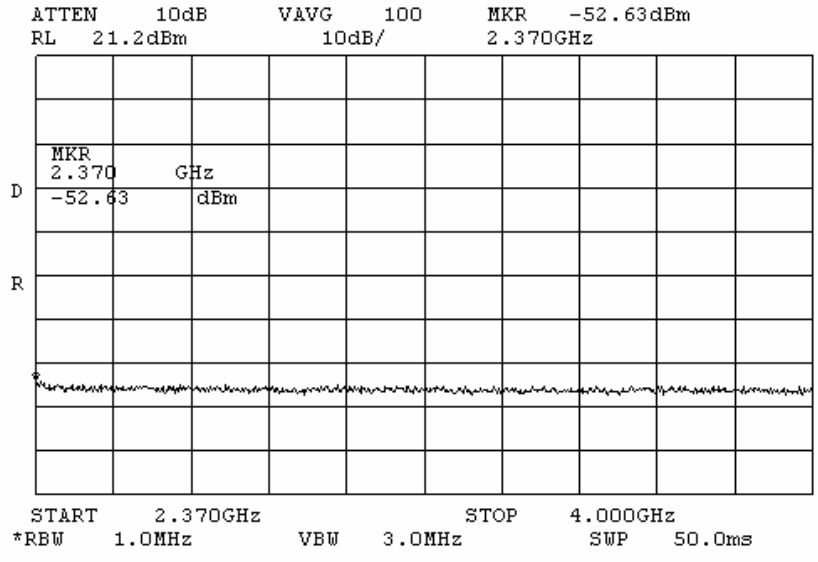
Plot # 38



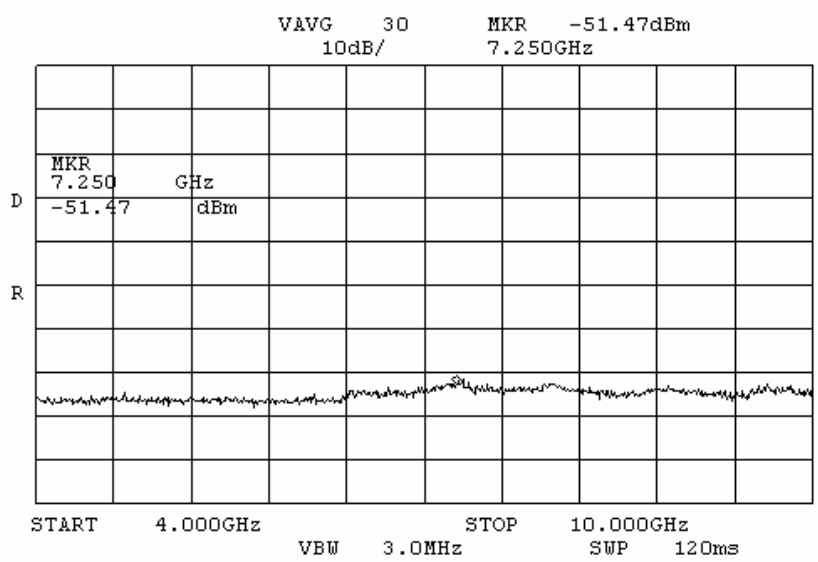
Plot # 39



Test report No: 8612337013	Page 31 of 82 Pages
Title: BreezeMax 2300 Broadband Wireless Access System	
Model: BMAX-CPE- Si- E- 2.3	FCC ID: LKT-BMAX-SI23



Plot # 40



Plot # 41



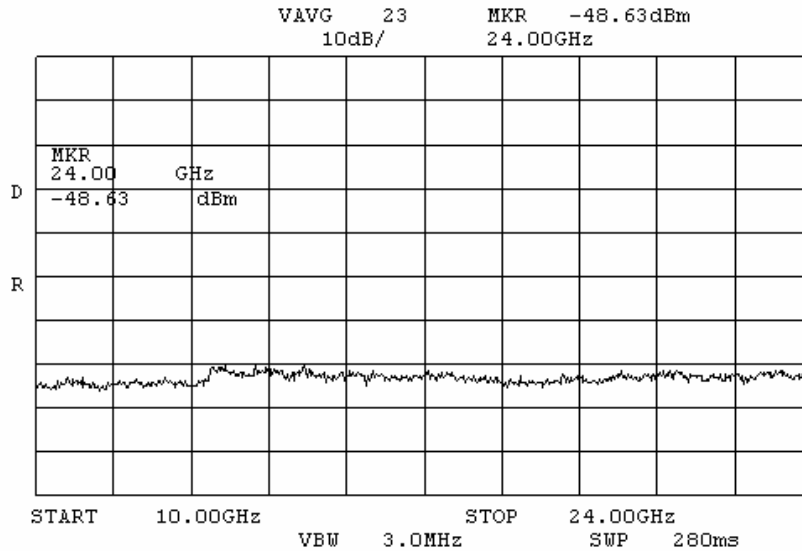
Test report No: 8612337013

Page 32 of 82 Pages

Title: BreezeMax 2300 Broadband Wireless Access System

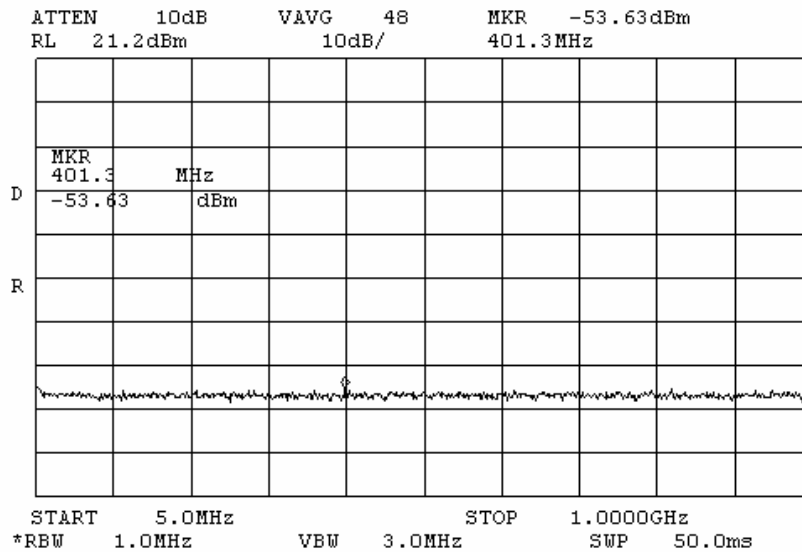
Model: BMAX-CPE- Si- E- 2.3

FCC ID: LKT-BMAX-SI23



Plot # 42

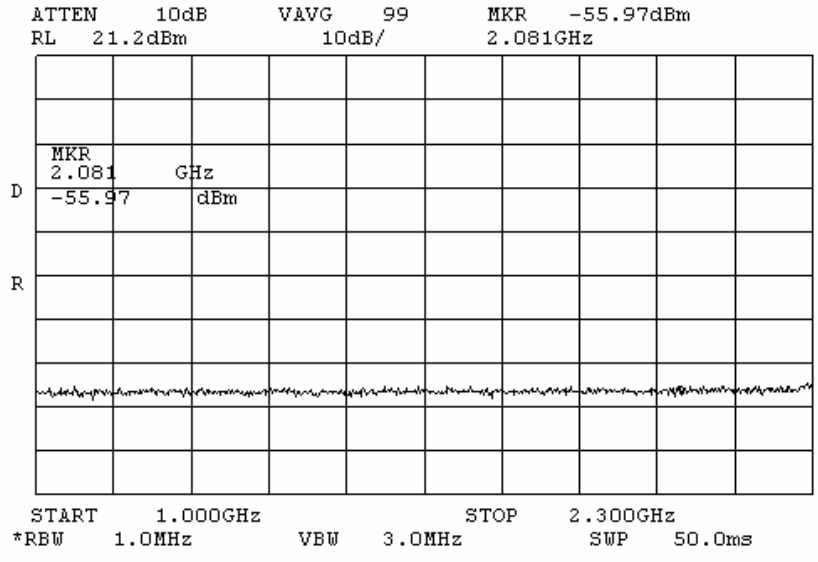
Frequency carrier 2357.5 MHz



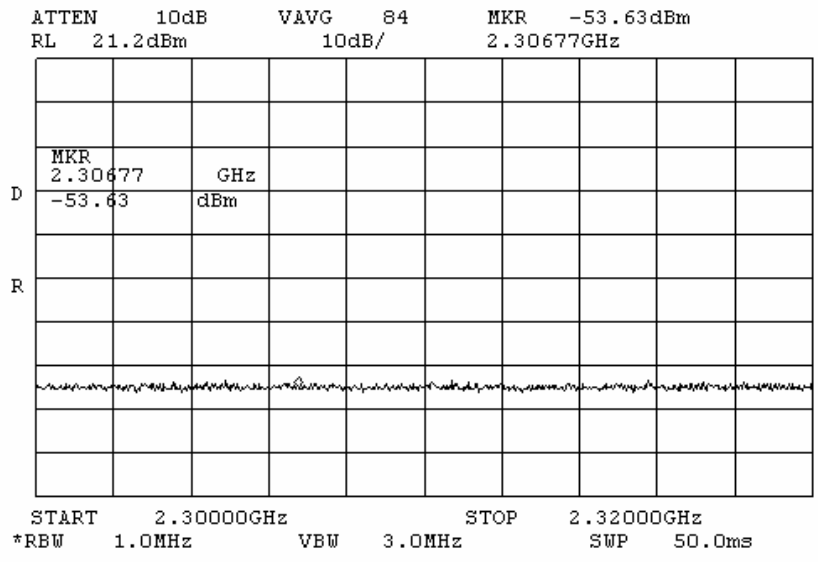
Plot # 43



Test report No: 8612337013 **Page 33 of 82 Pages**
Title: BreezeMax 2300 Broadband Wireless Access System
Model: BMAX-CPE- Si- E- 2.3 **FCC ID: LKT-BMAX-SI23**



Plot # 44



Plot # 45



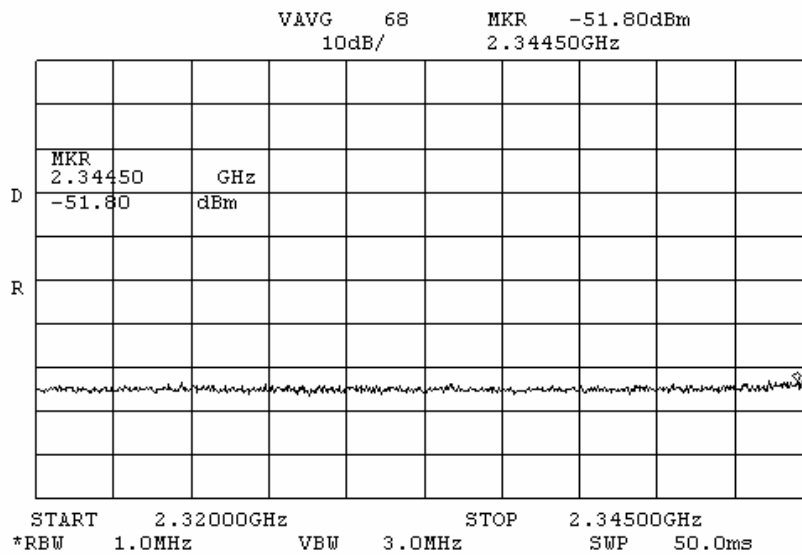
Test report No: 8612337013

Page 34 of 82 Pages

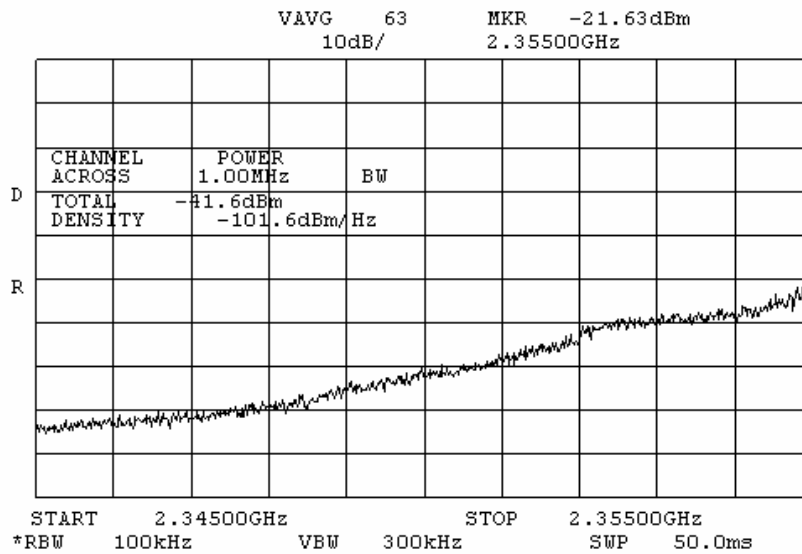
Title: BreezeMax 2300 Broadband Wireless Access System

Model: BMAX-CPE- Si- E- 2.3

FCC ID: LKT-BMAX-SI23



Plot # 46



Plot # 47



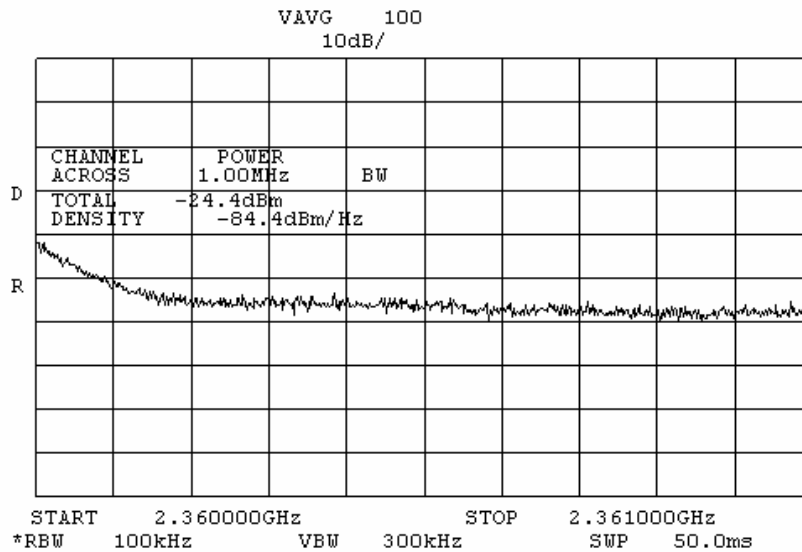
Test report No: 8612337013

Page 35 of 82 Pages

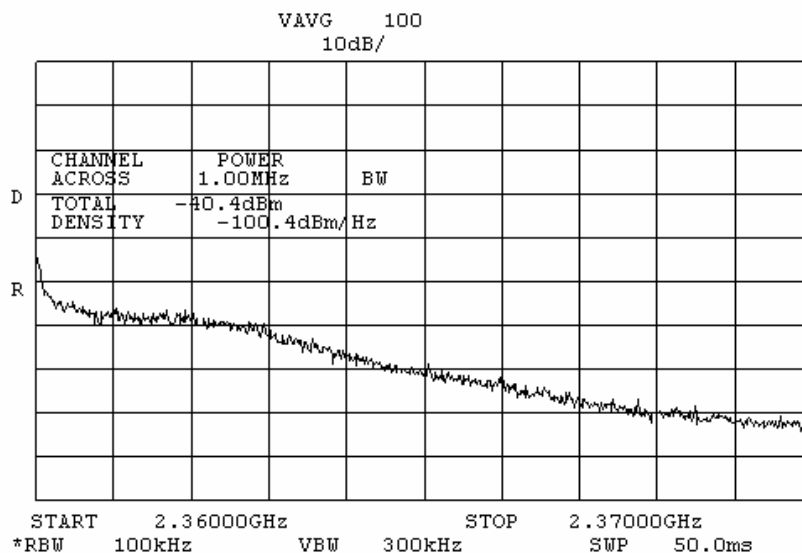
Title: BreezeMax 2300 Broadband Wireless Access System

Model: BMAX-CPE- Si- E- 2.3

FCC ID: LKT-BMAX-SI23



Plot # 48



Plot # 49



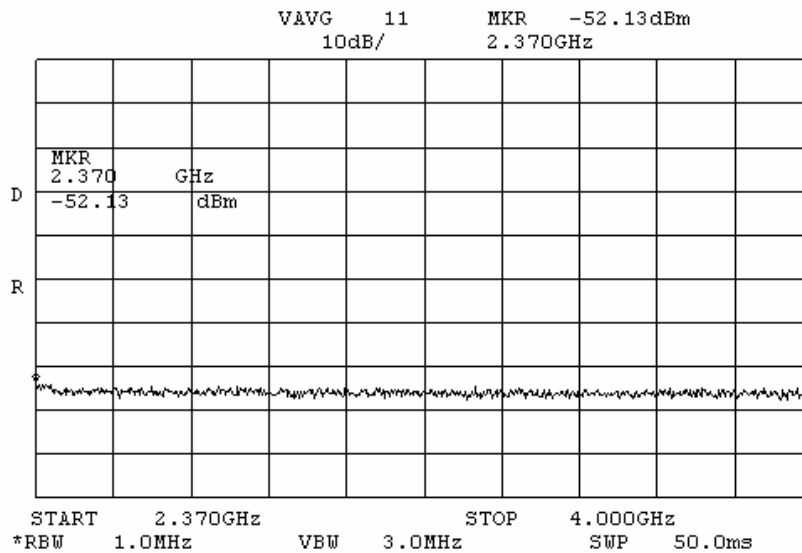
Test report No: 8612337013

Page 36 of 82 Pages

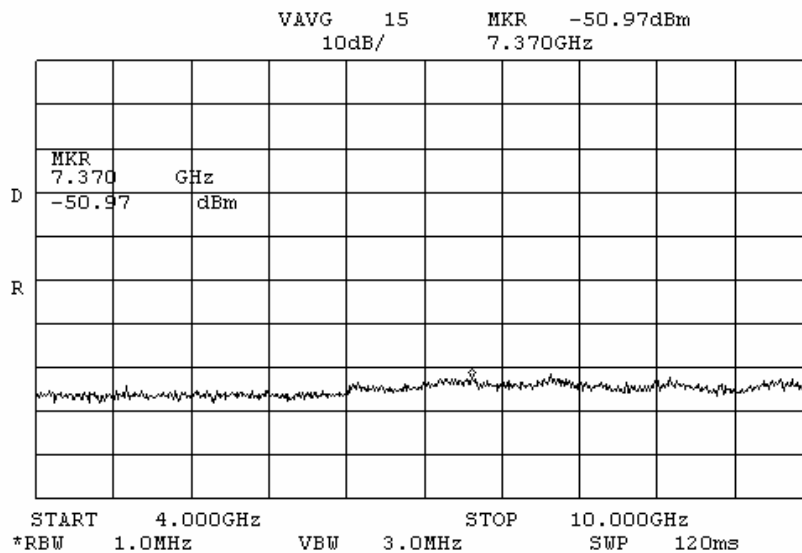
Title: BreezeMax 2300 Broadband Wireless Access System

Model: BMAX-CPE- Si- E- 2.3

FCC ID: LKT-BMAX-SI23



Plot # 50



Plot # 51



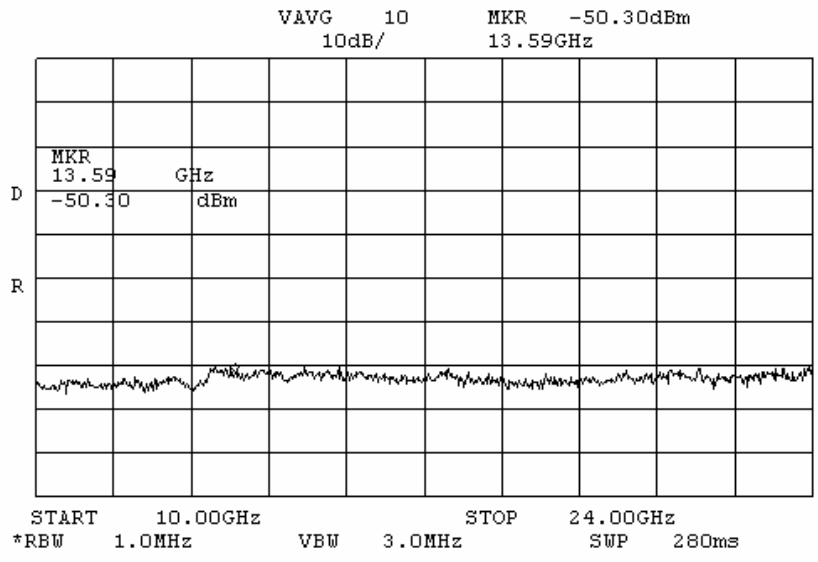
Test report No: 8612337013

Page 37 of 82 Pages

Title: BreezeMax 2300 Broadband Wireless Access System

Model: BMAX-CPE- Si- E- 2.3

FCC ID: LKT-BMAX-SI23



Plot # 52

**Test report No: 8612337013****Page 38 of 82 Pages****Title: BreezeMax 2300 Broadband Wireless Access System****Model: BMAX-CPE- Si- E- 2.3****FCC ID: LKT-BMAX-SI23****5.1.4 Radiated emissions according to §§ 2.1053, 27.53**

Ambient Temperature - 23⁰ C Relative Humidity - 49% Air Pressure - 1009 hPa
 Operating Frequency Range 2.305 – 2.360 GHz.

The frequency spectrum was investigated from the lowest radio frequency signal generated in the equipment, without going below 9 kHz, up to the tenth harmonic of the highest fundamental frequency. The emission levels of the EUT more than 20 dB lower than the specified limit were not recorded in the tables. For the test results refer to Plots in this section.

Carrier frequency = 2307.5 MHz

Frequency, MHz	Radiated emissions, dB (μV/m)	Limit, dBm/dB (μV/m)	Margin, dB	Note	Reference to Plot number
1786	33.8	-40/55.2	19.2		#54
2305	77.9	-13/82.2	4.3		#56
2310	73.8	-13/82.2	8.4		#58
21365	19.8	-40/65.2@1m		Noise floor	#62

Carrier frequency = 2312.5 MHz

Frequency, MHz	Radiated emissions, dB (μV/m)	Limit, dBm/dB (μV/m)	Margin, dB	Note	Reference to Plot number
1822	40.5	-40/55.2	14.7		#64
2309.9	78.1	-13/82.2	4.1		#66
2315	75.4	-13/82.2	6.8		#68
21365	21.0	-40/65.2@1m		Noise floor	#72

**Test report No: 8612337013****Page 39 of 82 Pages****Title: BreezeMax 2300 Broadband Wireless Access System****Model: BMAX-CPE- Si- E- 2.3****FCC ID: LKT-BMAX-SI23****Carrier frequency = 2352.5 MHz**

Frequency, MHz	Radiated emissions, dB (μV/m)	Limit, dBm/dB (μV/m)	Margin, dB	Note	Reference to Plot number
2328	29.1	-50/45.2	16.1		#76
2350	78.8	-13/82.2	3.4		#78
2355	75.3	-13/82.2	6.9		#80
2369	19.9	-40/65.2@1m	-	Noise floor	#82

Carrier frequency = 2357.5 MHz

Frequency, MHz	Radiated emissions, dB (μV/m)	Limit, dBm/dB (μV/m)	Margin, dB	Note	Reference to Plot number
2345	31.8	-50/45.2	13.4		#86
2355	77.1	-13/82.2	5.1		#88
2360	74.9	-13/82.2	7.3		#90
23650	21.2	-40/65.2@1m	-	Noise floor	#92

TEST PROCEDURE

The test was performed with transmitter operating in 4 carrier frequencies 2307.5 MHz; 2312.5 MHz; 2352.5 MHz and 2357.5 MHz with internal antenna.

The EUT was placed on a wooden 80 cm height turntable. The measurements were performed in Max hold mode at 1 and 3 m test distance. To find maximum radiation the turntable was rotated 360°, measuring antenna height was changed from 1 to 4 m, and the antennas polarization was changed from vertical to horizontal.

LIMIT

Below 2300 MHz and above 2370 MHz by factor not less than $70+10\log(P)$ dB = -40 dBm@ 55.2 dBμV/m at 3m distance. On all frequencies from 2300 to 2320 MHz and 2345 to 2370 MHz by factor not less than $43+10\log(P)$ dB =

-13 dBm@ 82.2 dBμV/m at 3m distance. On all frequencies from 2320 to 2345 MHz by factor not less than $80+10\log(P)$ dB - -50 dBm@ 45.2 dBμV/m at 3m distance.

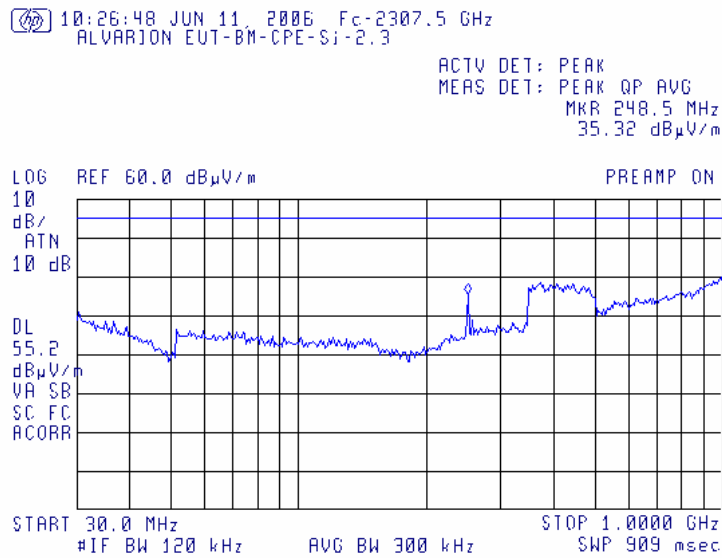
TEST EQUIPMENT USED:

3	4	5	6	9	12	
---	---	---	---	---	----	--

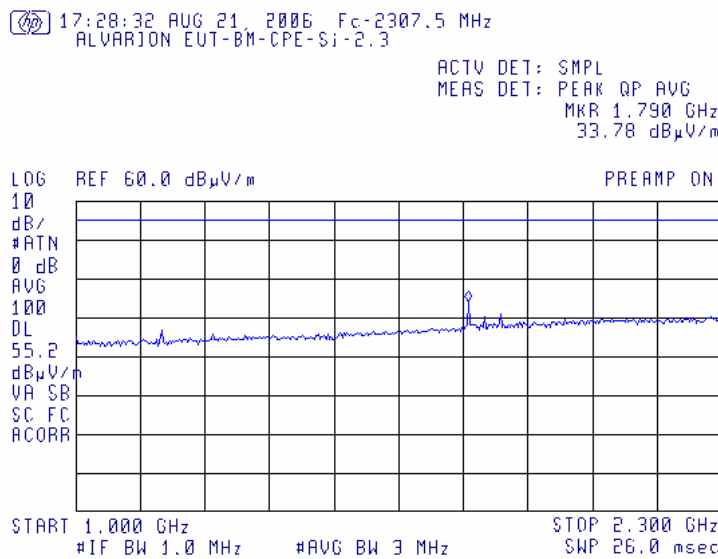


Test report No: 8612337013	Page 40 of 82 Pages
Title: BreezeMax 2300 Broadband Wireless Access System	
Model: BMAX-CPE- Si- E- 2.3	FCC ID: LKT-BMAX-SI23

Frequency carrier 2307.5 MHz.



Plot # 53





Test report No: 8612337013

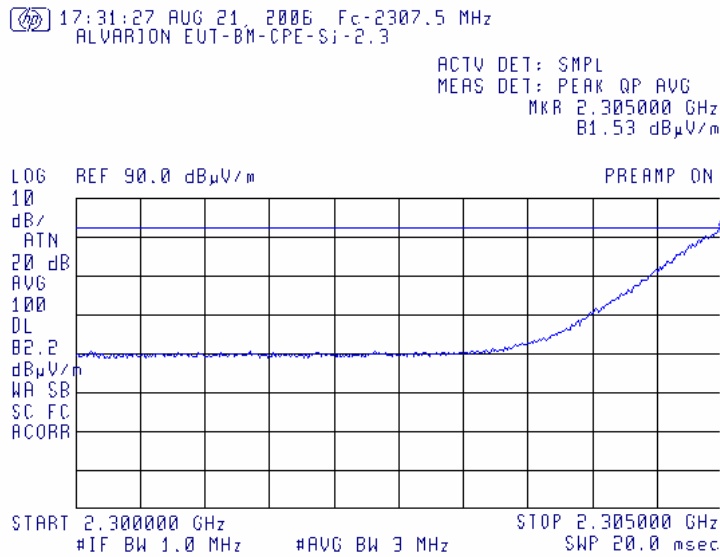
Page 41 of 82 Pages

Title: BreezeMax 2300 Broadband Wireless Access System

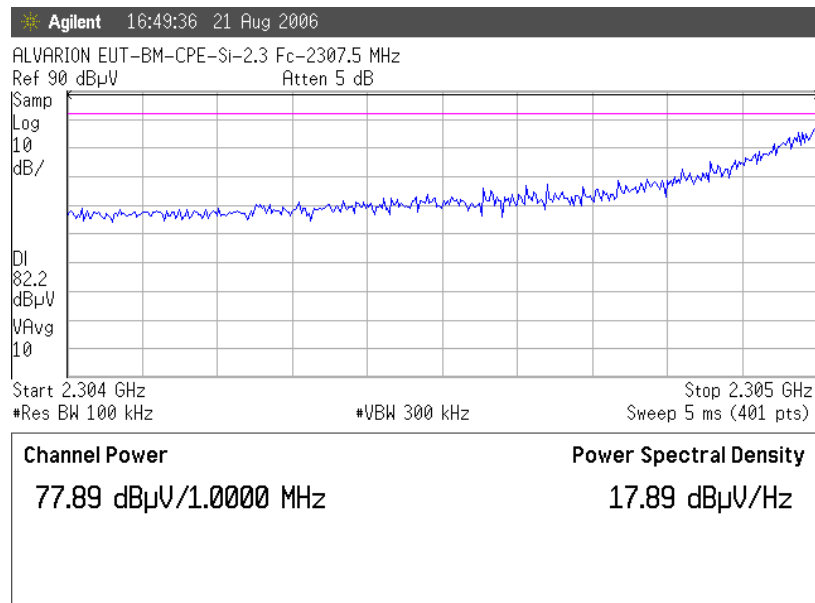
Model: BMAX-CPE- Si- E- 2.3

FCC ID: LKT-BMAX-SI23

Plot # 54



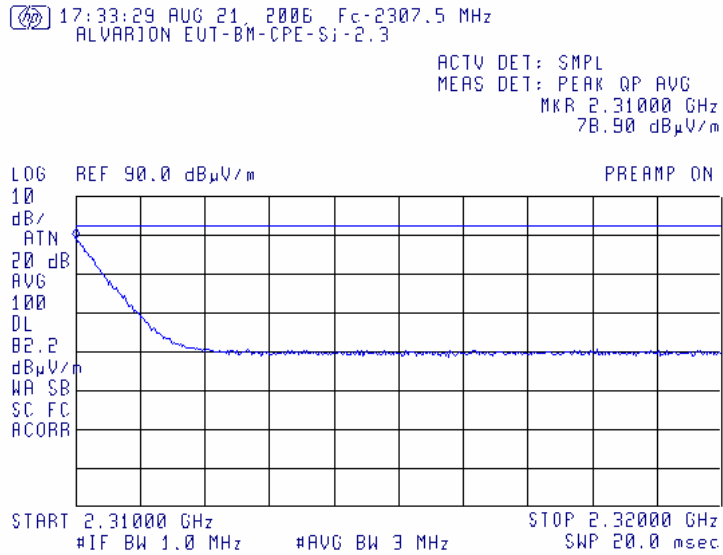
Plot # 55



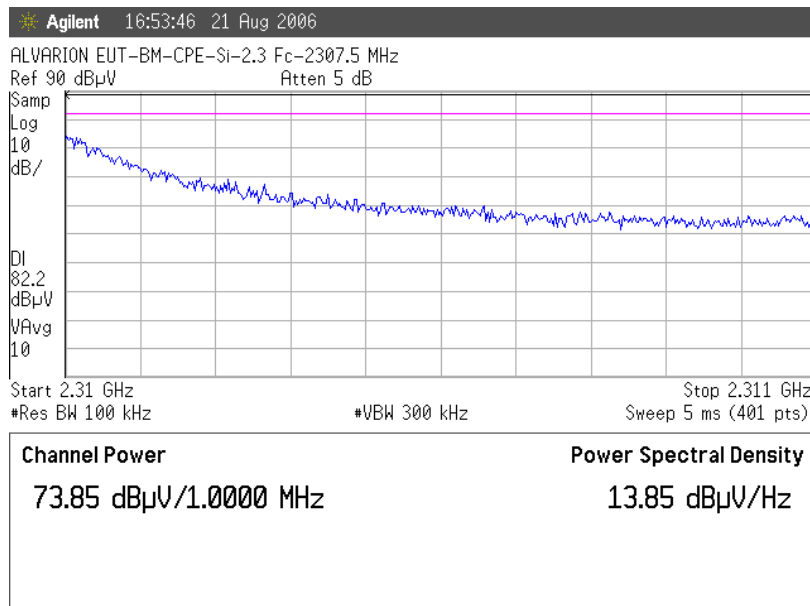
Plot # 56



Test report No: 8612337013	Page 42 of 82 Pages
Title: BreezeMax 2300 Broadband Wireless Access System	
Model: BMAX-CPE- Si- E- 2.3	FCC ID: LKT-BMAX-SI23



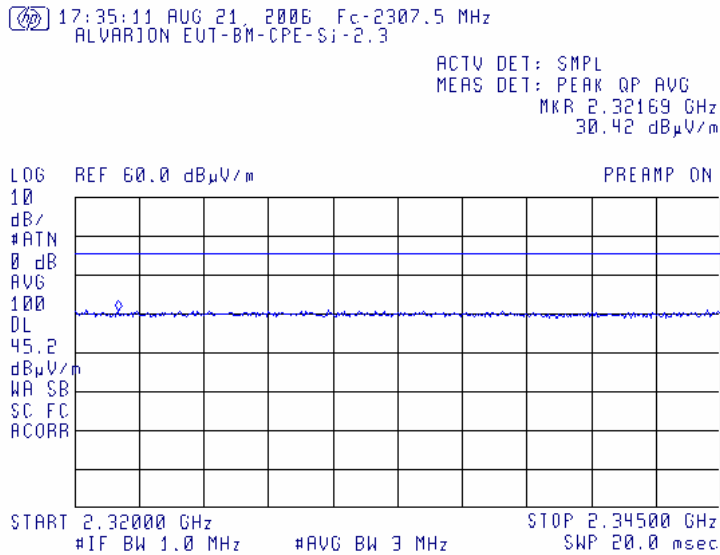
Plot # 57



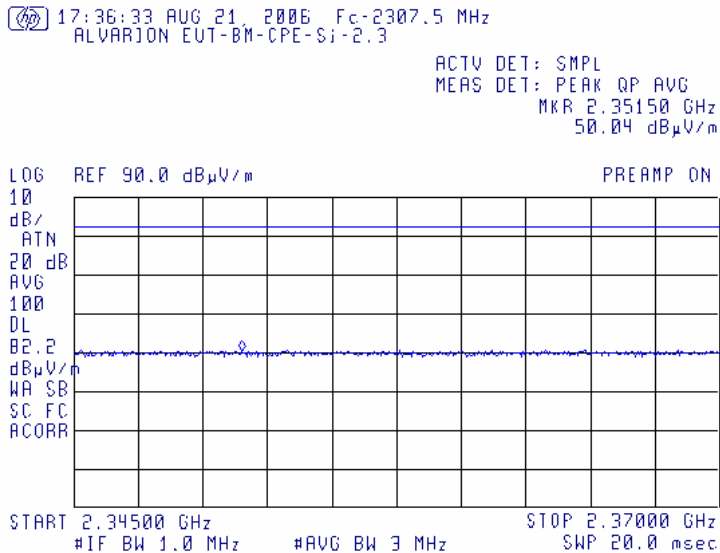
Plot # 58



Test report No: 8612337013	Page 43 of 82 Pages
Title: BreezeMax 2300 Broadband Wireless Access System	
Model: BMAX-CPE- Si- E- 2.3	FCC ID: LKT-BMAX-SI23



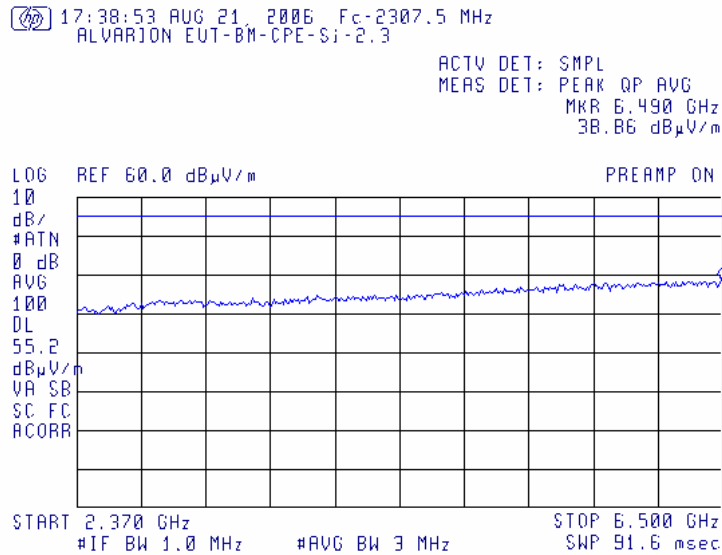
Plot # 59



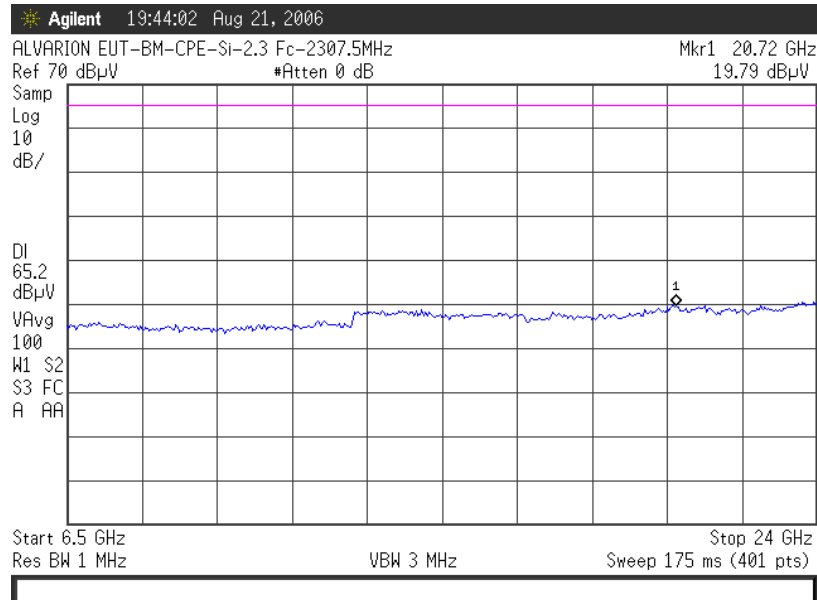
Plot # 60



Test report No: 8612337013	Page 44 of 82 Pages
Title: BreezeMax 2300 Broadband Wireless Access System	
Model: BMAX-CPE- Si- E- 2.3	FCC ID: LKT-BMAX-SI23



Plot # 61



Plot # 62



Test report No: 8612337013

Page 45 of 82 Pages

Title: BreezeMax 2300 Broadband Wireless Access System

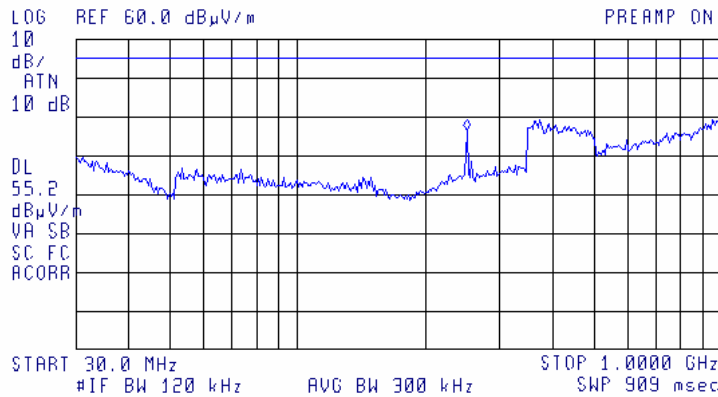
Model: BMAX-CPE- Si- E- 2.3

FCC ID: LKT-BMAX-SI23

Frequency carrier 2312.5 MHz

10:30:49 JUN 11, 2006 Fc-2312.5 MHz
ALVARION EUT-BM-CPE-Si-2.3

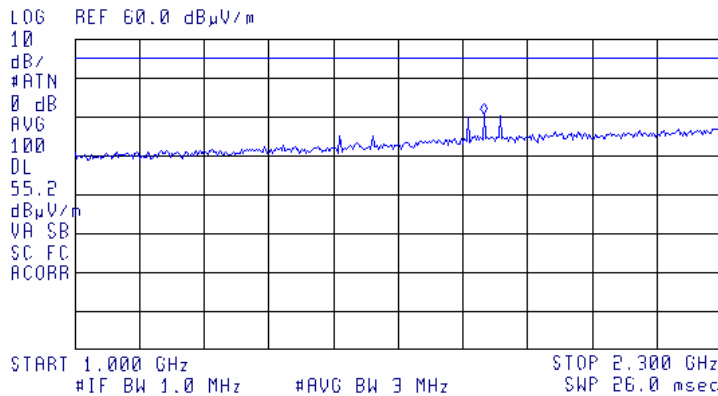
ACTV DET: PEAK
MEAS DET: PEAK QP AVG
MKR 248.5 MHz
36.42 dBμV/m



Plot # 63

18:00:28 AUG 21, 2006 Fc-2312.5 MHz
ALVARION EUT-BM-CPE-Si-2.3

ACTV DET: SMPL
MEAS DET: PEAK QP AVG
MKR 1.822 GHz
40.48 dBμV/m



Plot # 64



Test report No: 8612337013

Page 46 of 82 Pages

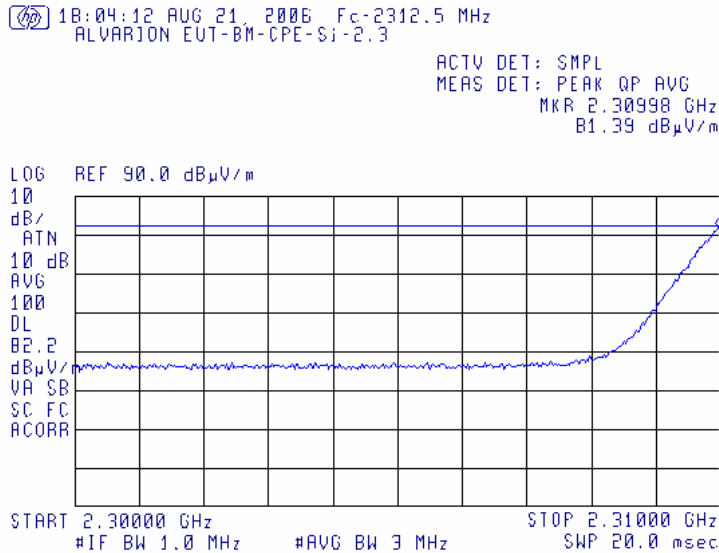
Title: BreezeMax 2300 Broadband Wireless Access System

Model: BMAX-CPE- Si- E- 2.3

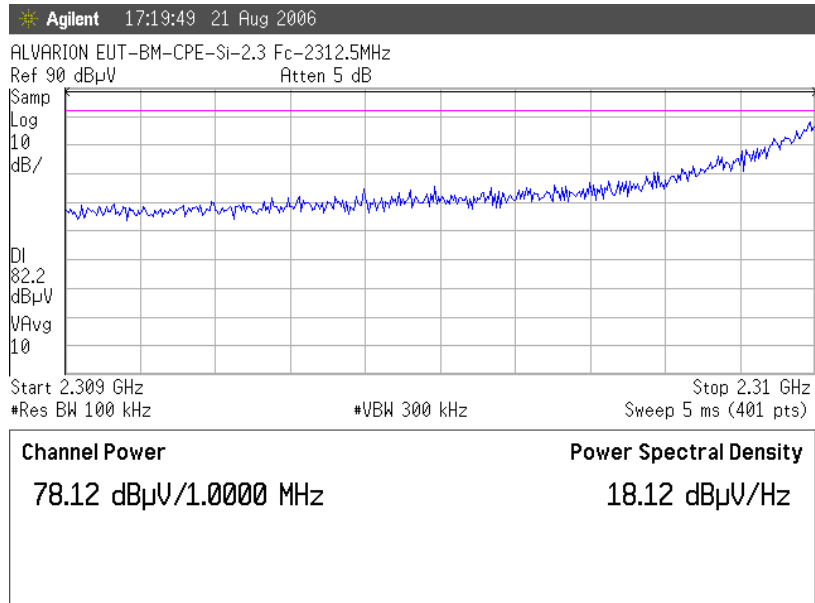
FCC ID: LKT-BMAX-SI23



Test report No: 8612337013	Page 47 of 82 Pages
Title: BreezeMax 2300 Broadband Wireless Access System	
Model: BMAX-CPE- Si- E- 2.3	FCC ID: LKT-BMAX-SI23



Plot # 65



Plot # 66



Test report No: 8612337013

Page 48 of 82 Pages

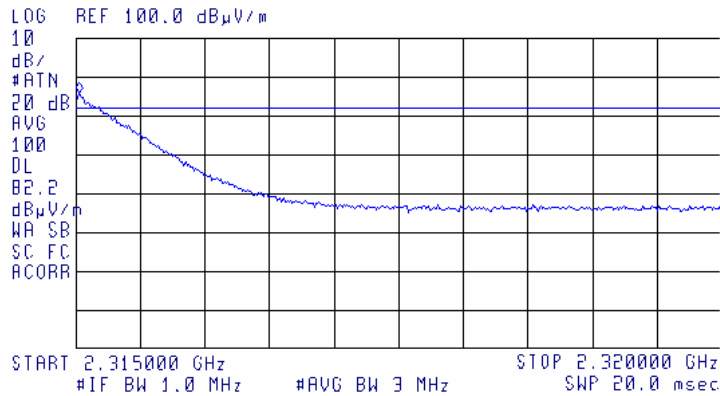
Title: BreezeMax 2300 Broadband Wireless Access System

Model: BMAX-CPE- Si- E- 2.3

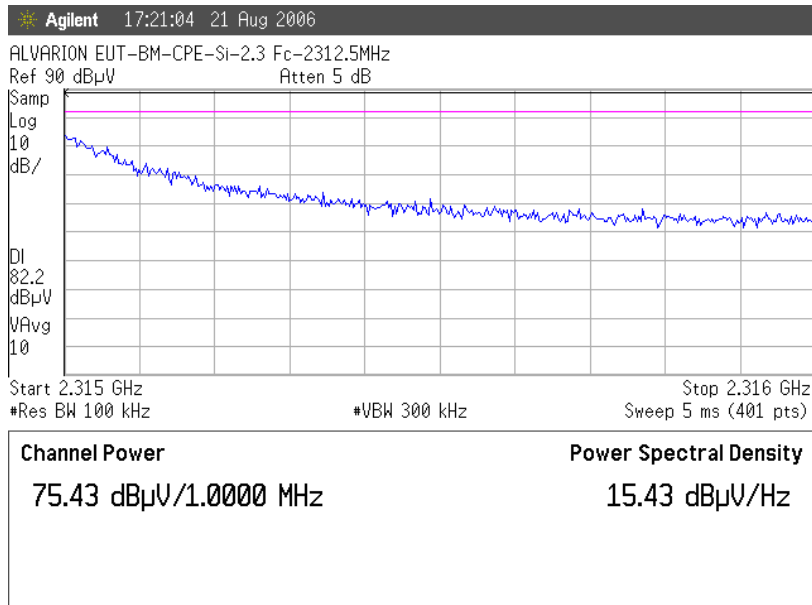
FCC ID: LKT-BMAX-SI23

18:08:54 AUG 21, 2006 Fc-2312.5 MHz
ALVARION EUT-BM-CPE-Si-2.3

ACTV DET: SMPL
MEAS DET: PEAK QP AVG
MKR 2.315025 GHz
85.41 dBμV/m



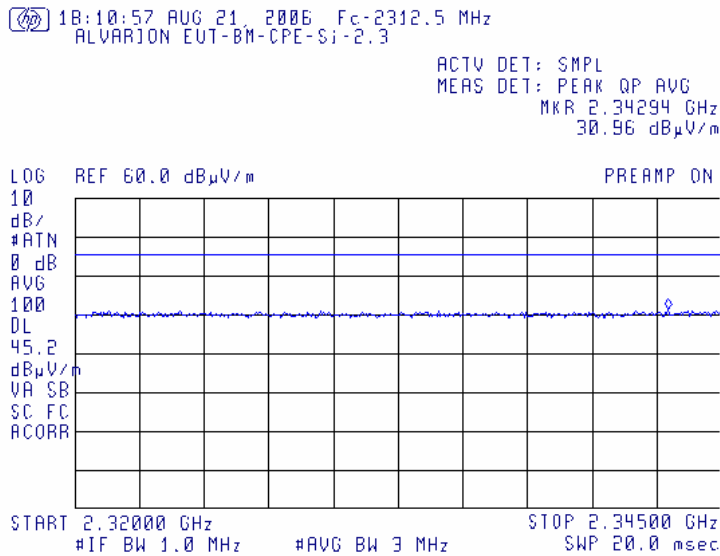
Plot # 67



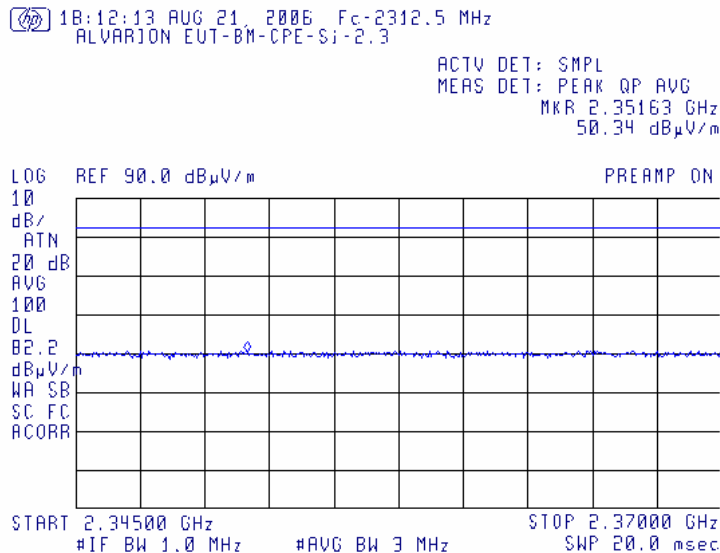
Plot # 68



Test report No: 8612337013	Page 49 of 82 Pages
Title: BreezeMax 2300 Broadband Wireless Access System	
Model: BMAX-CPE- Si- E- 2.3	FCC ID: LKT-BMAX-SI23



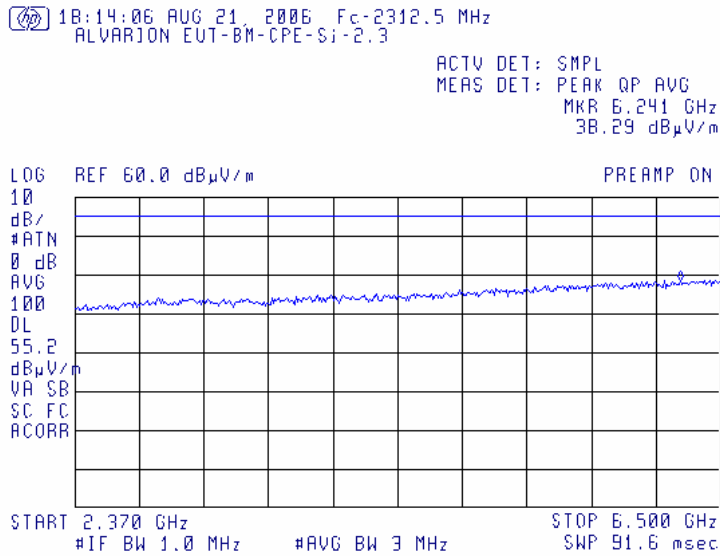
Plot # 69



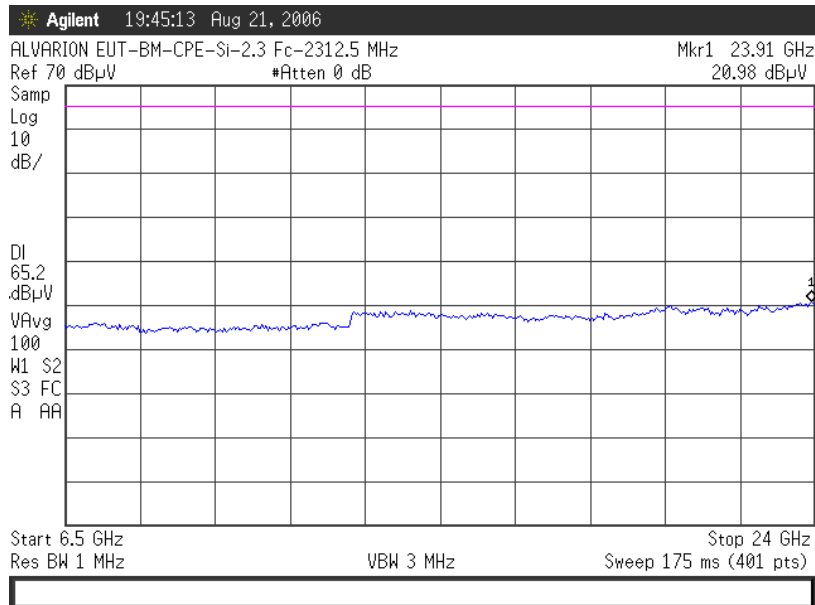
Plot # 70



Test report No: 8612337013	Page 50 of 82 Pages
Title: BreezeMax 2300 Broadband Wireless Access System	
Model: BMAX-CPE- Si- E- 2.3	FCC ID: LKT-BMAX-SI23



Plot # 71



Plot # 72



Test report No: 8612337013

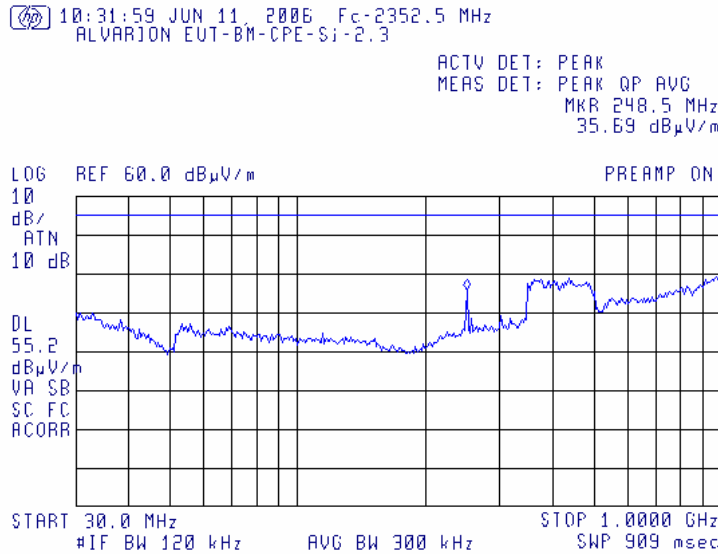
Page 51 of 82 Pages

Title: BreezeMax 2300 Broadband Wireless Access System

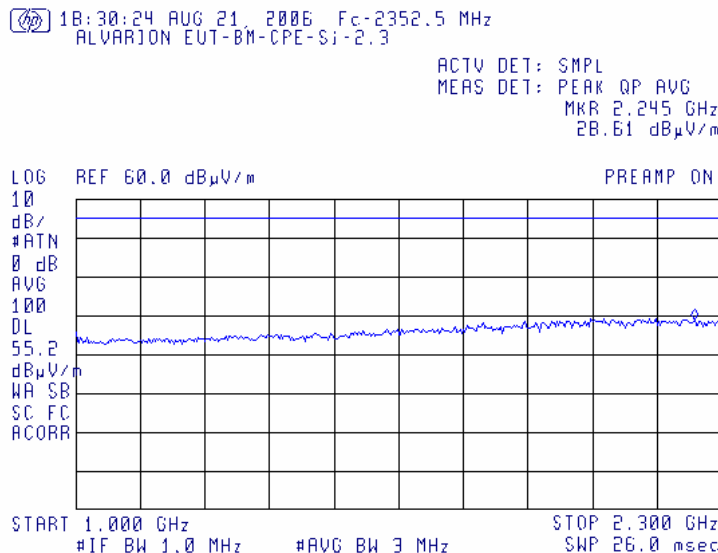
Model: BMAX-CPE- Si- E- 2.3

FCC ID: LKT-BMAX-SI23

Frequency carrier 2352.5 MHz



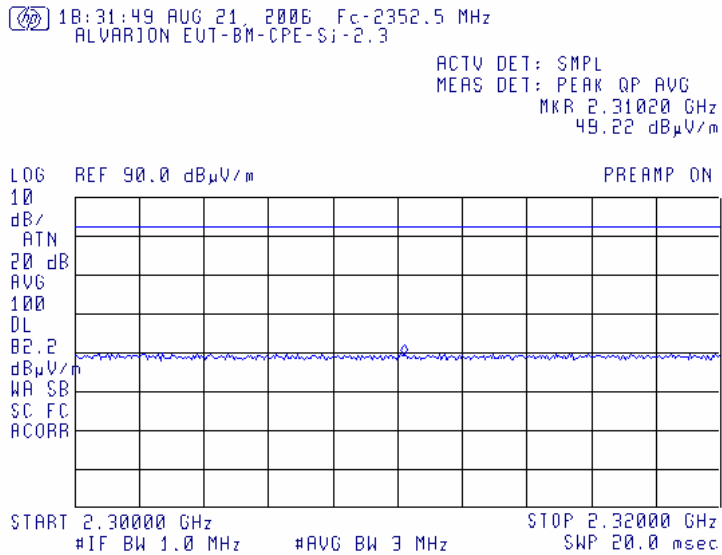
Plot # 73



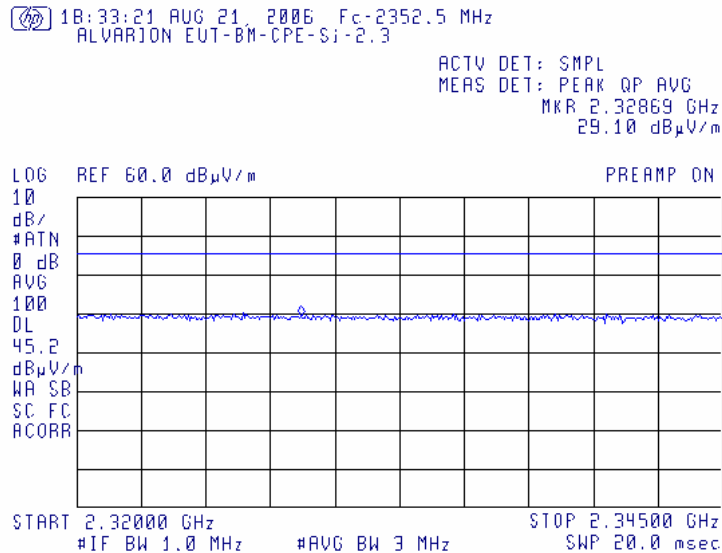
Plot # 74



Test report No: 8612337013	Page 52 of 82 Pages
Title: BreezeMax 2300 Broadband Wireless Access System	
Model: BMAX-CPE- Si- E- 2.3	FCC ID: LKT-BMAX-SI23



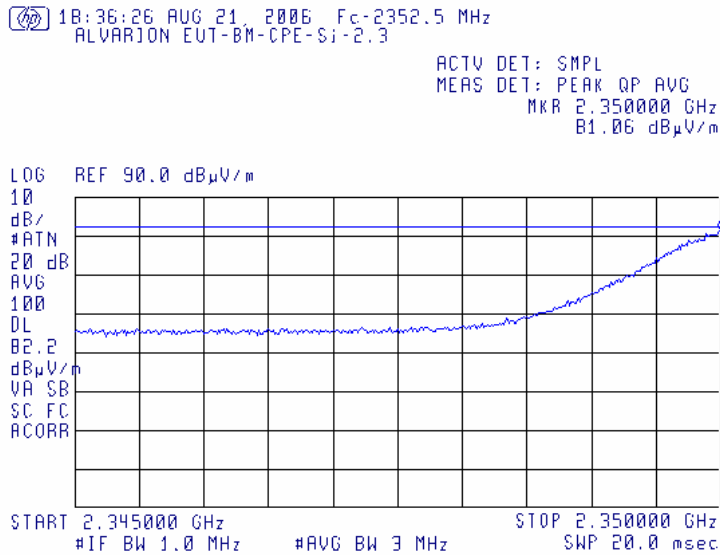
Plot # 75



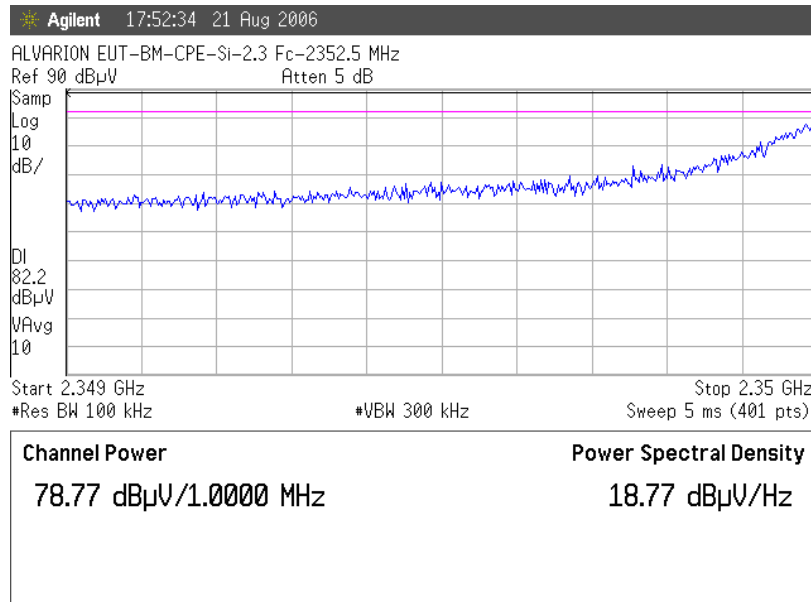
Plot # 76



Test report No: 8612337013	Page 53 of 82 Pages
Title: BreezeMax 2300 Broadband Wireless Access System	
Model: BMAX-CPE- Si- E- 2.3	FCC ID: LKT-BMAX-SI23



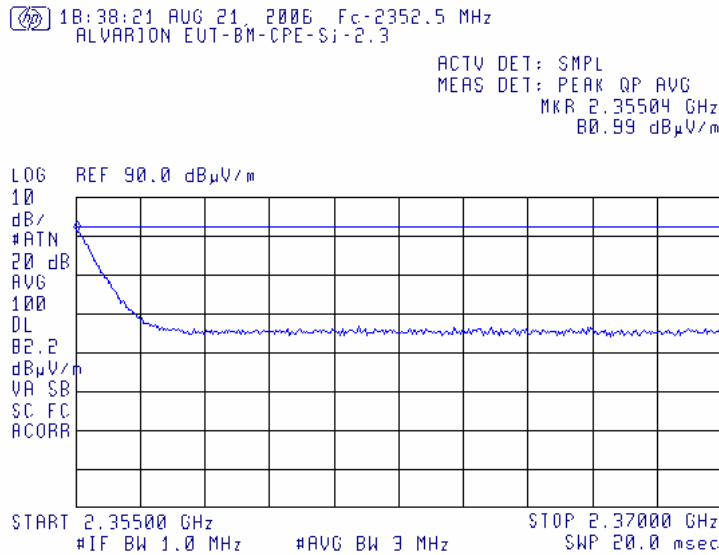
Plot # 77



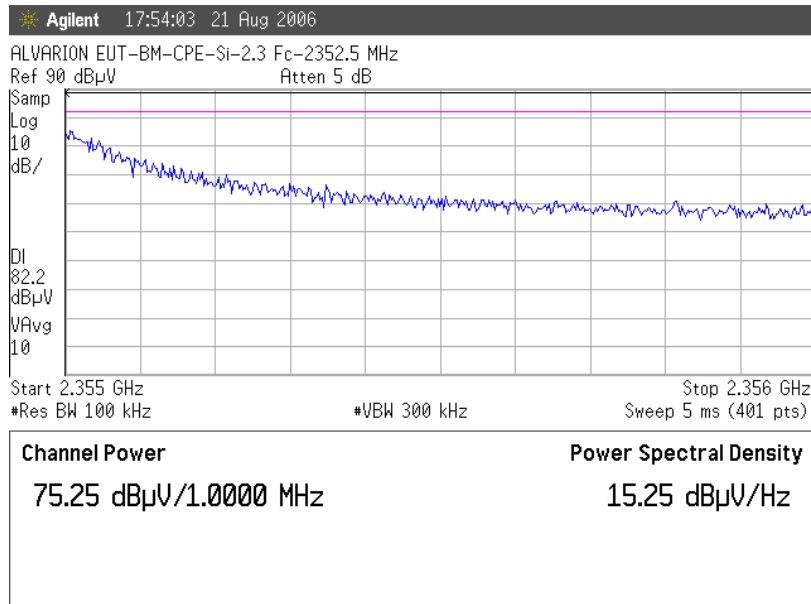
Plot # 78



Test report No: 8612337013	Page 54 of 82 Pages
Title: BreezeMax 2300 Broadband Wireless Access System	
Model: BMAX-CPE- Si- E- 2.3	FCC ID: LKT-BMAX-SI23



Plot # 79



Plot # 80



Test report No: 8612337013

Page 55 of 82 Pages

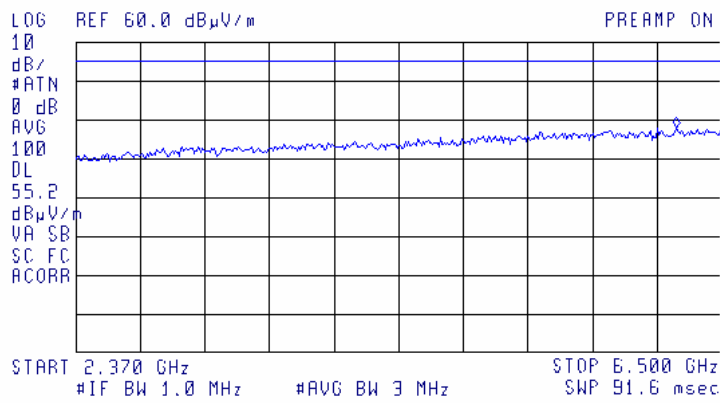
Title: BreezeMax 2300 Broadband Wireless Access System

Model: BMAX-CPE- Si- E- 2.3

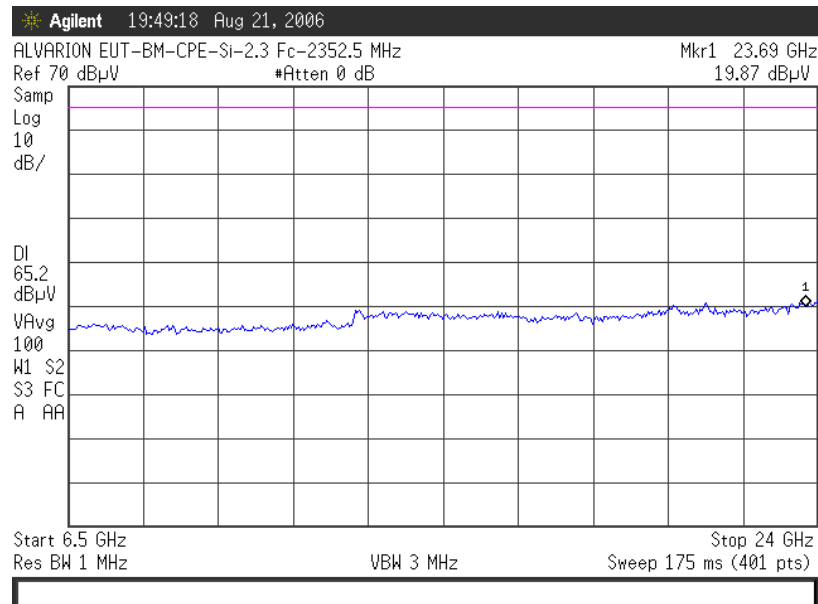
FCC ID: LKT-BMAX-SI23

18:40:17 AUG 21, 2006 Fc-2352.5 MHz
ALVARION EUT-BM-CPE-Si-2.3

ACTV DET: SMPL
MEAS DET: PEAK QP AVG
MKR 6.210 GHz
37.77 dBμV/m



Plot # 81



Plot # 82



Test report No: 8612337013

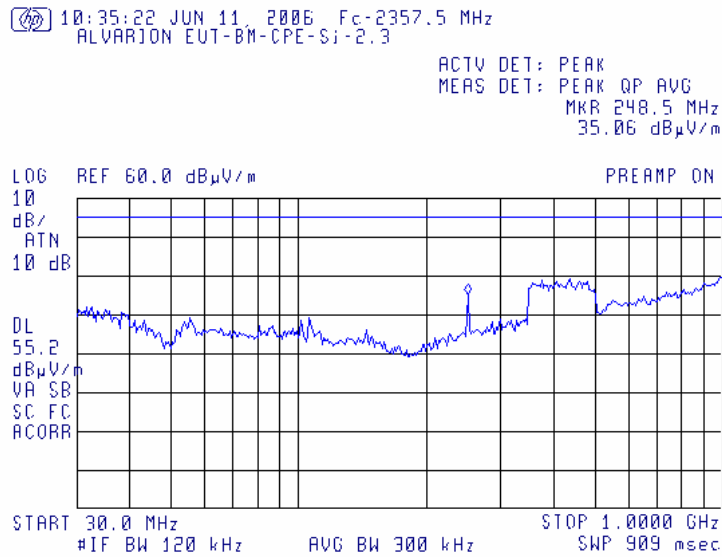
Page 56 of 82 Pages

Title: BreezeMax 2300 Broadband Wireless Access System

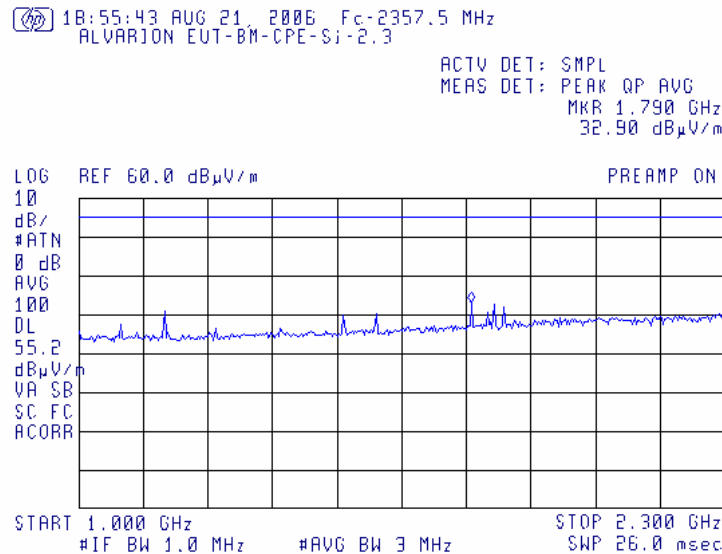
Model: BMAX-CPE- Si- E- 2.3

FCC ID: LKT-BMAX-SI23

Frequency carrier 2357.5 MHz



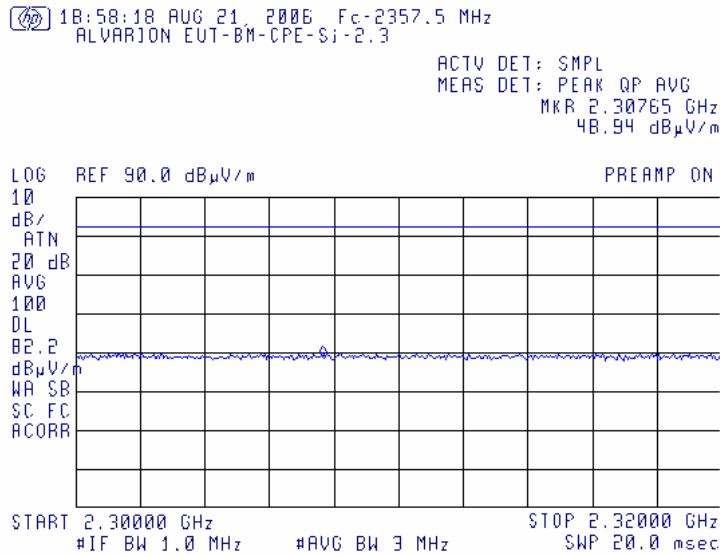
Plot # 83



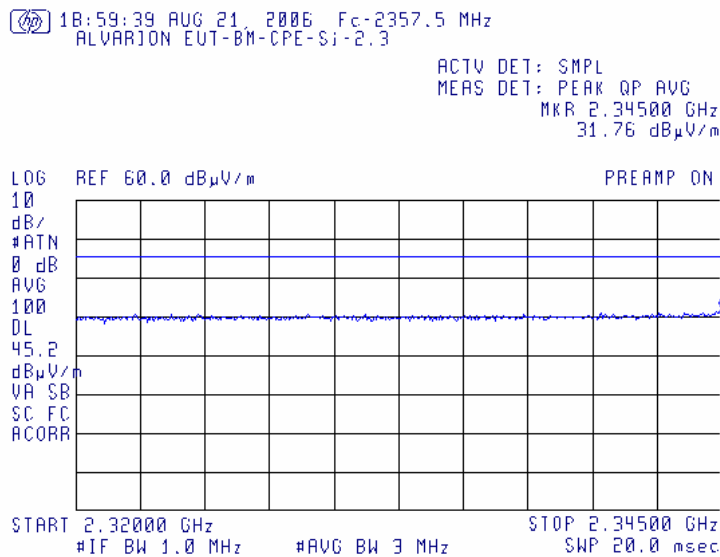
Plot # 84



Test report No: 8612337013	Page 57 of 82 Pages
Title: BreezeMax 2300 Broadband Wireless Access System	
Model: BMAX-CPE- Si- E- 2.3	FCC ID: LKT-BMAX-SI23



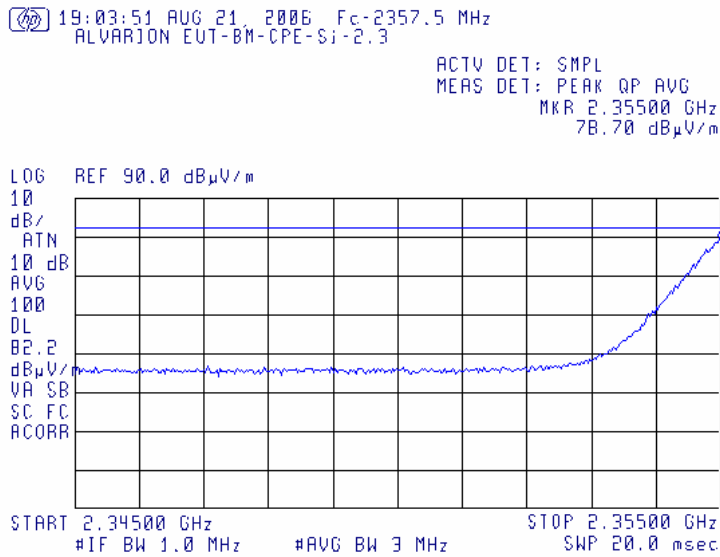
Plot # 85



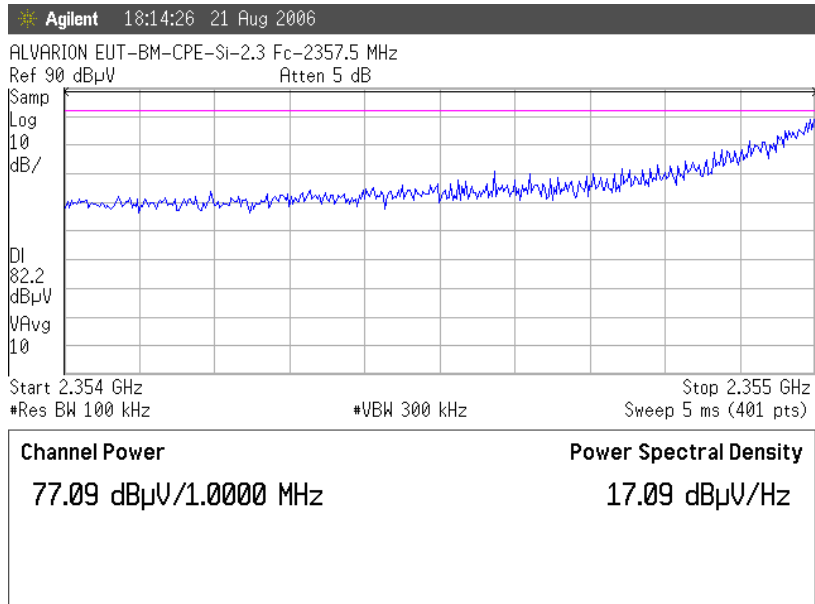
Plot # 86



Test report No: 8612337013	Page 58 of 82 Pages
Title: BreezeMax 2300 Broadband Wireless Access System	
Model: BMAX-CPE- Si- E- 2.3	FCC ID: LKT-BMAX-SI23



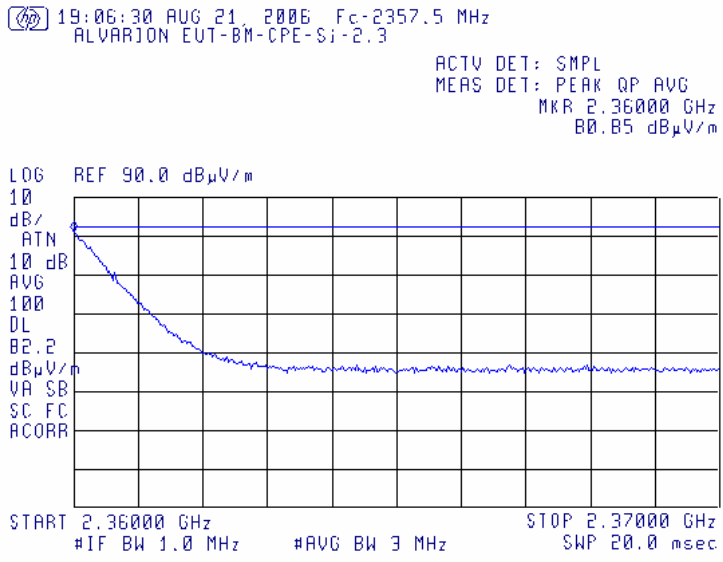
Plot # 87



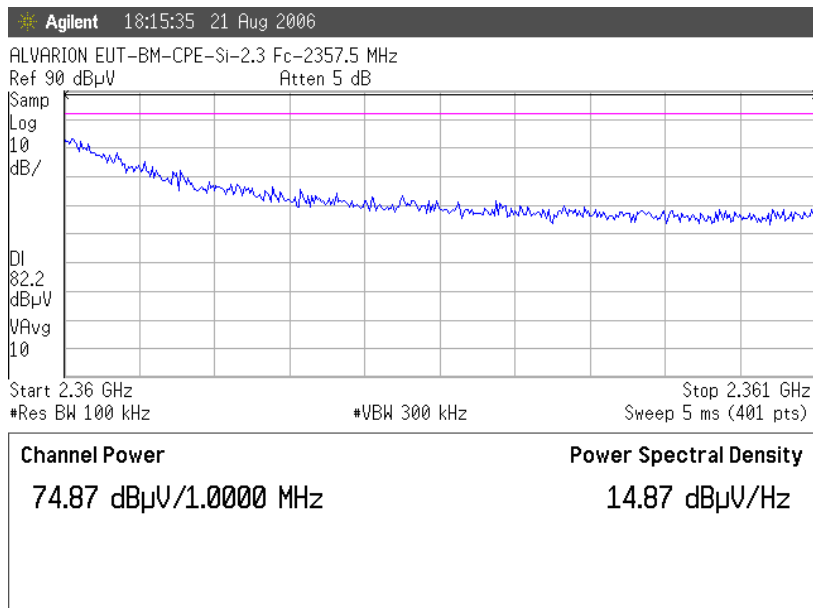
Plot # 88



Test report No: 8612337013	Page 59 of 82 Pages
Title: BreezeMax 2300 Broadband Wireless Access System	
Model: BMAX-CPE- Si- E- 2.3	FCC ID: LKT-BMAX-SI23



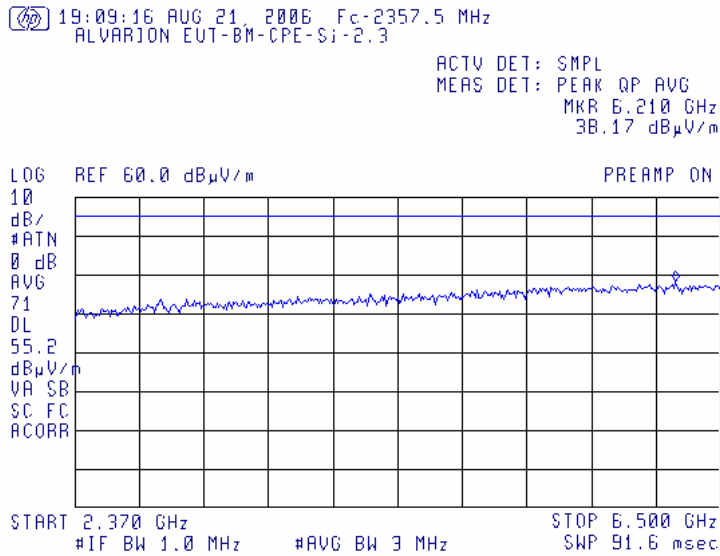
Plot # 89



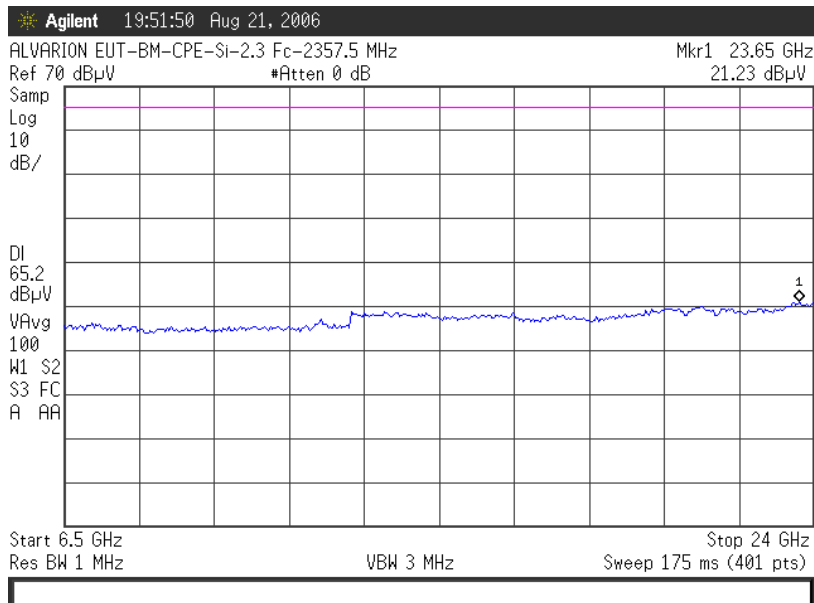
Plot # 90



Test report No: 8612337013	Page 60 of 82 Pages
Title: BreezeMax 2300 Broadband Wireless Access System	
Model: BMAX-CPE- Si- E- 2.3	FCC ID: LKT-BMAX-SI23



Plot # 91



Plot # 92



Test report No: 8612337013	Page 61 of 82 Pages
Title: BreezeMax 2300 Broadband Wireless Access System	
Model: BMAX-CPE- Si- E- 2.3	FCC ID: LKT-BMAX-SI23

5.1.5 Frequency stability test according to § 27.54

Ambient Temperature 23⁰ C Relative Humidity 49% Air Pressure 1009 hPa
 Operating Frequency Range 2.305 – 2.360 GHz.

TEST CONDITIONS		Frequency stability test result			
		Carrier frequency 2307.5 MHz	Carrier frequency 2312.5 MHz	Carrier frequency 2352.5 MHz	Carrier frequency 2357.5 MHz
Test temperature	Test voltage				
+20°C	Vnom (100%)	2307.481	2312.481	2352.480	2357.480
-5°C	Vmin (85%)	2307.494	2312.493	2352.485	2357.485
	Vmax (115%)	2307.494	2312.493	2352.486	2357.484
+45°C	Vmin (85%)	2307.478	2312.478	2352.478	2357.478
	Vmax (115%)	2307.478	2312.478	2352.478	2357.478

TEST PROCEDURE

The EUT was placed in a climatic chamber and allowed to stabilize at 20°C temperature and nominal voltage for at list 15 min. The reference carrier frequency was taken. The temperature in climatic chamber was varied from -5°C to +45°C and input voltage was changed from 85% of nominal to 115% in turn. Frequency changes were noted in table above.

LIMIT

The frequency stability shall be sufficient to ensure that the fundamental emissions stay within the authorized bands of operation.

TEST EQUIPMENT USED:

2	9	12				
---	---	----	--	--	--	--



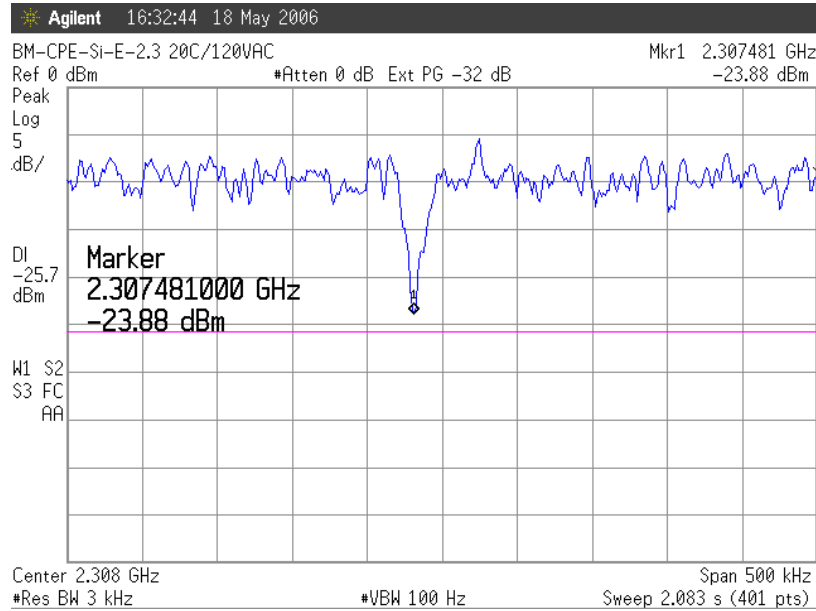
Test report No: 8612337013

Page 62 of 82 Pages

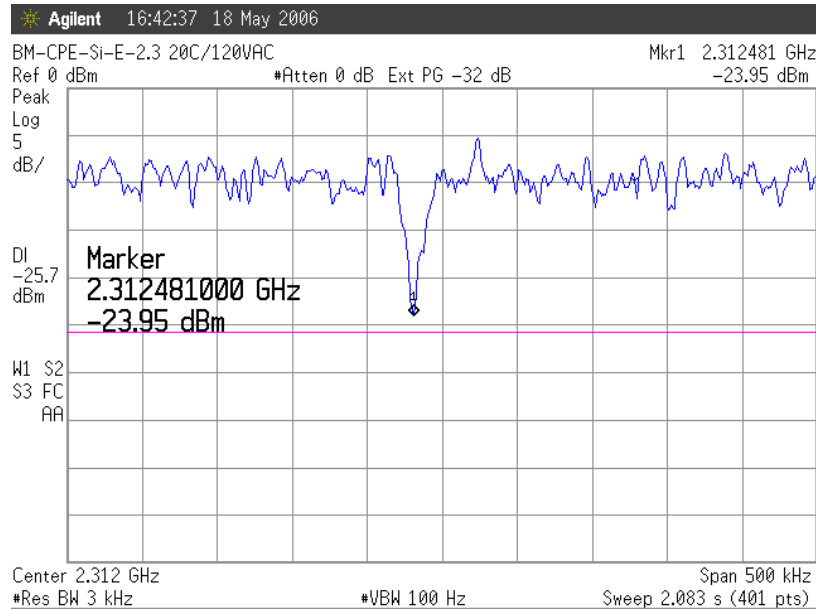
Title: BreezeMax 2300 Broadband Wireless Access System

Model: BMAX-CPE- Si- E- 2.3

FCC ID: LKT-BMAX-SI23



Plot # 93



Plot # 94



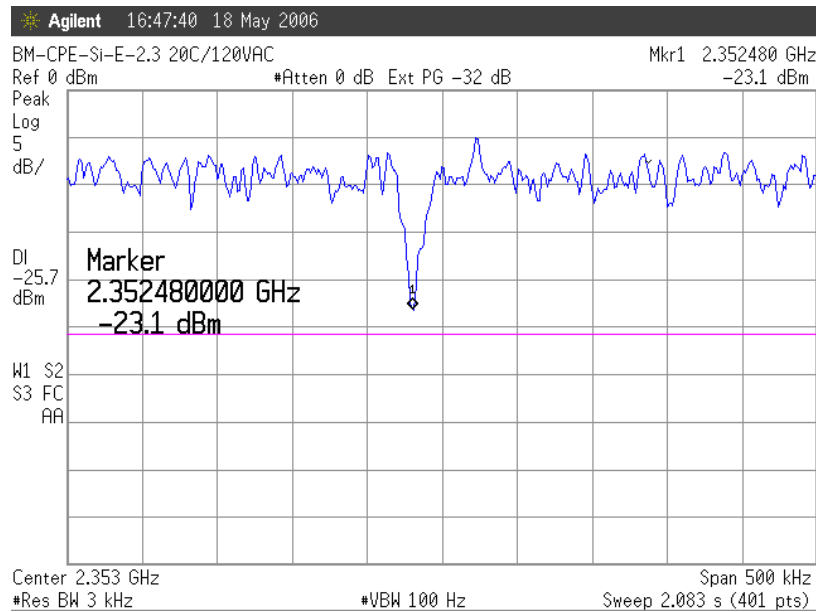
Test report No: 8612337013

Page 63 of 82 Pages

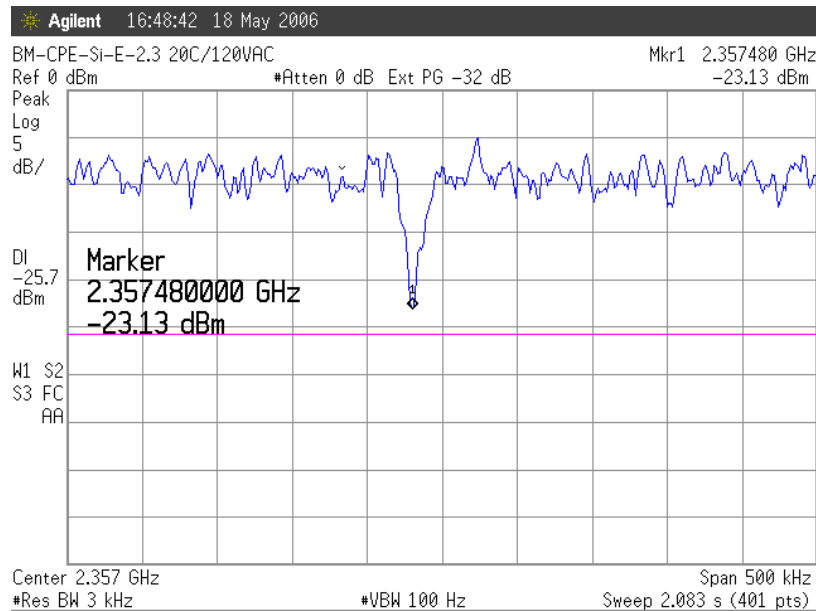
Title: BreezeMax 2300 Broadband Wireless Access System

Model: BMAX-CPE- Si- E- 2.3

FCC ID: LKT-BMAX-SI23



Plot # 95



Plot # 96



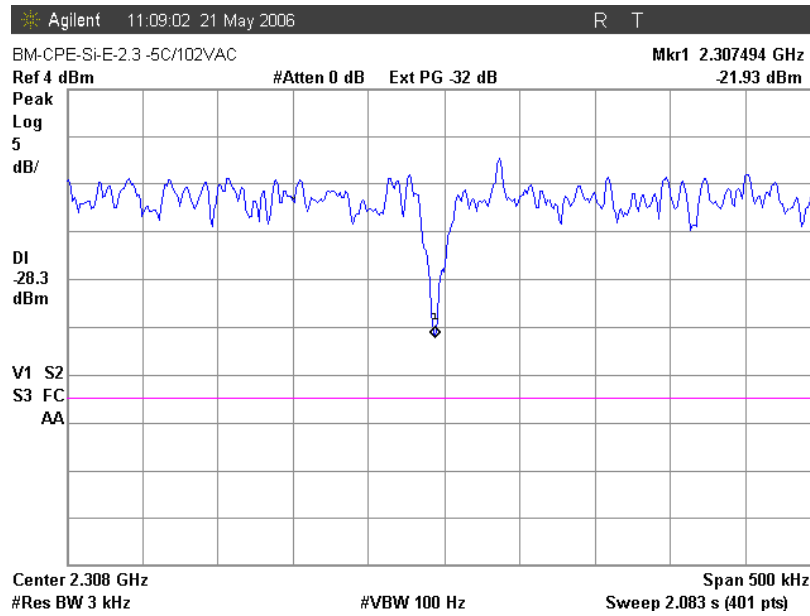
Test report No: 8612337013

Page 64 of 82 Pages

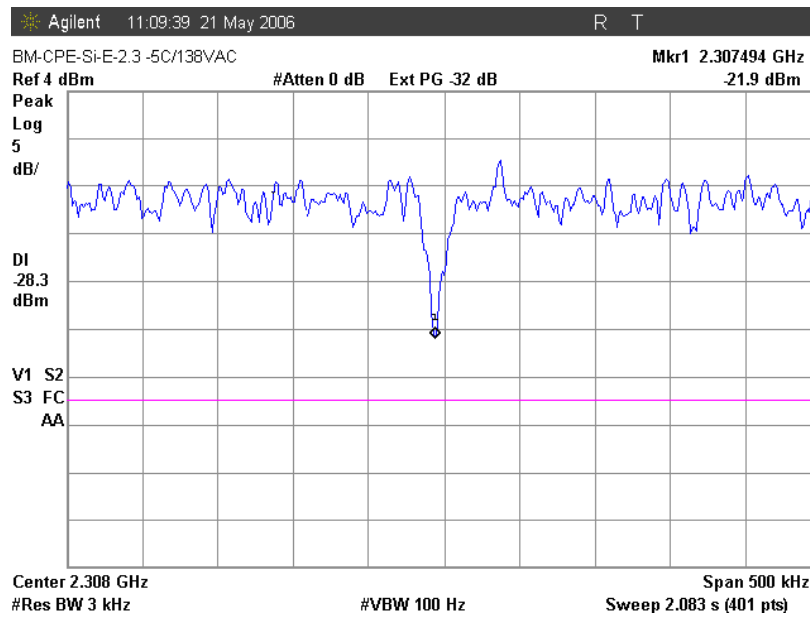
Title: BreezeMax 2300 Broadband Wireless Access System

Model: BMAX-CPE- Si- E- 2.3

FCC ID: LKT-BMAX-SI23



Plot # 97



Plot # 98



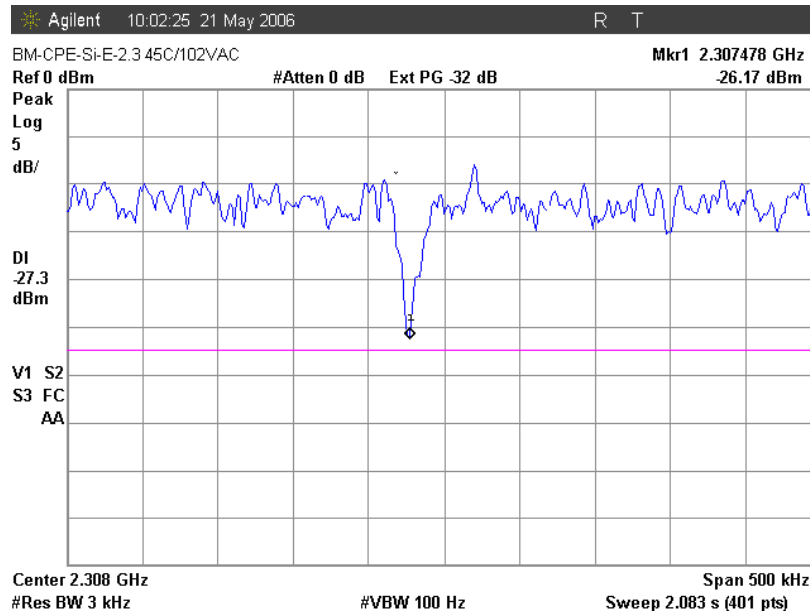
Test report No: 8612337013

Page 65 of 82 Pages

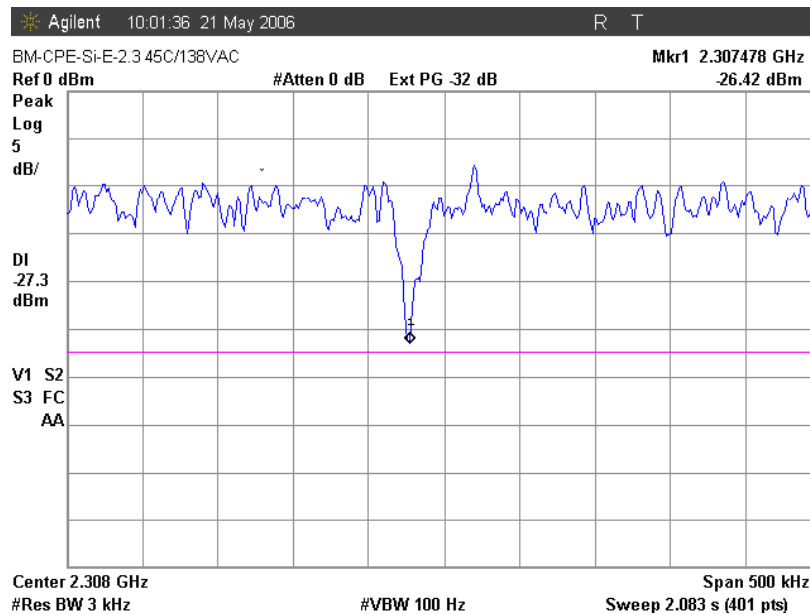
Title: BreezeMax 2300 Broadband Wireless Access System

Model: BMAX-CPE- Si- E- 2.3

FCC ID: LKT-BMAX-SI23



Plot # 99



Plot # 100



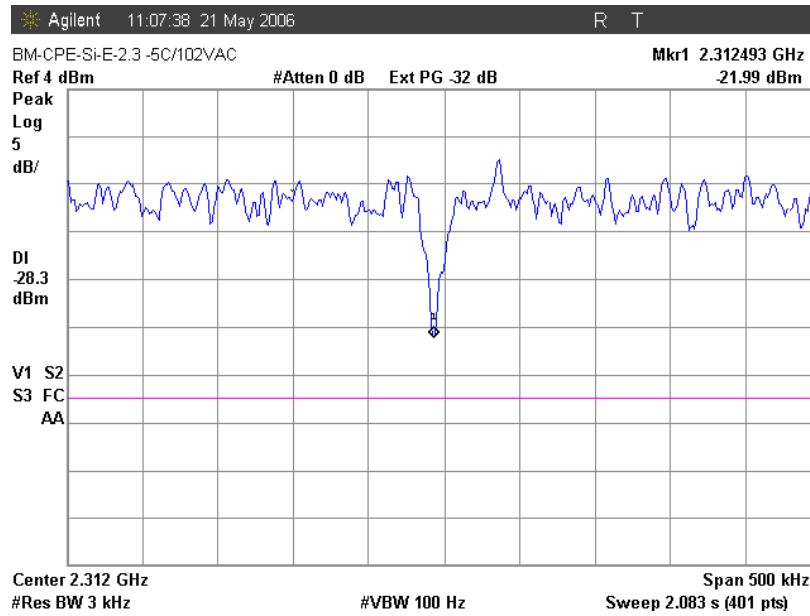
Test report No: 8612337013

Page 66 of 82 Pages

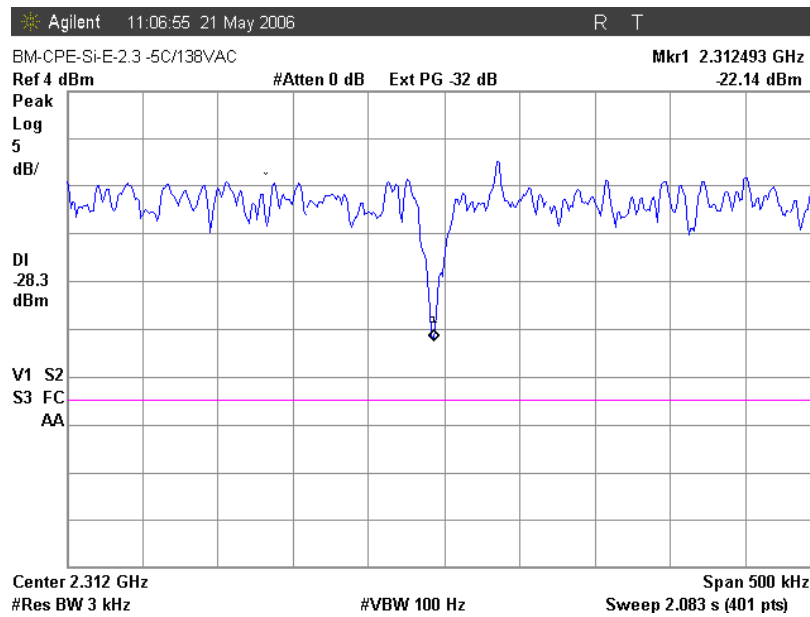
Title: BreezeMax 2300 Broadband Wireless Access System

Model: BMAX-CPE- Si- E- 2.3

FCC ID: LKT-BMAX-SI23



Plot # 101



Plot # 102



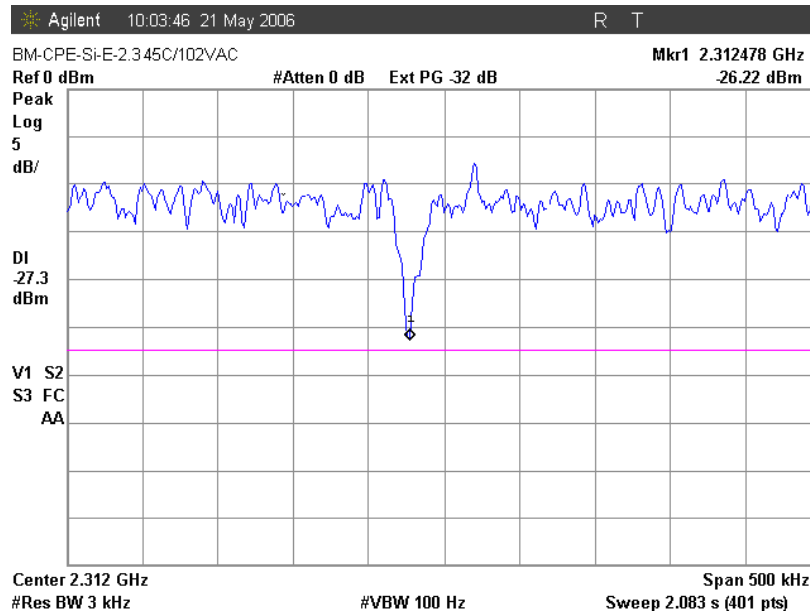
Test report No: 8612337013

Page 67 of 82 Pages

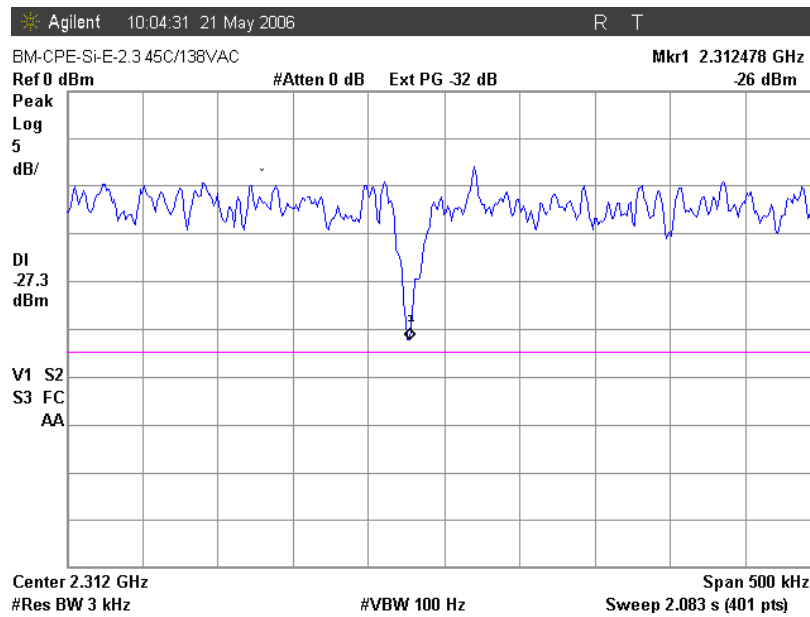
Title: BreezeMax 2300 Broadband Wireless Access System

Model: BMAX-CPE- Si- E- 2.3

FCC ID: LKT-BMAX-SI23



Plot # 103



Plot # 104



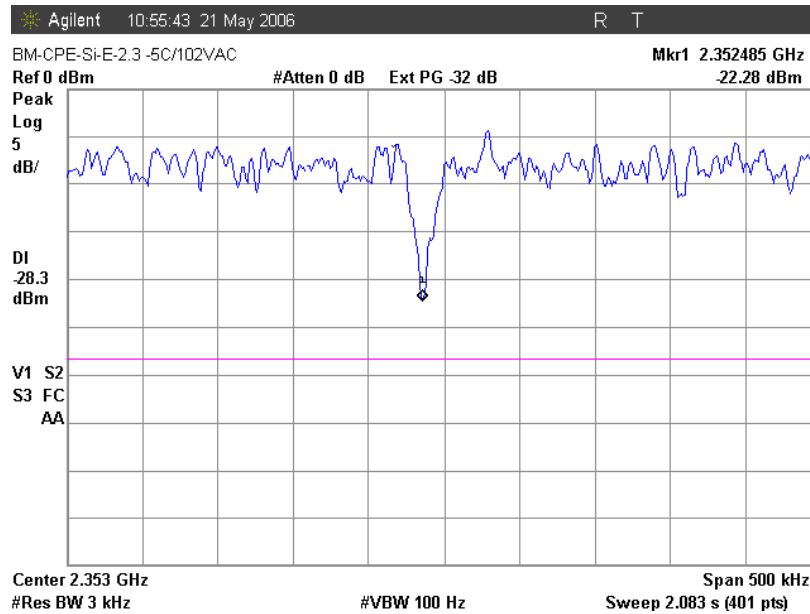
Test report No: 8612337013

Page 68 of 82 Pages

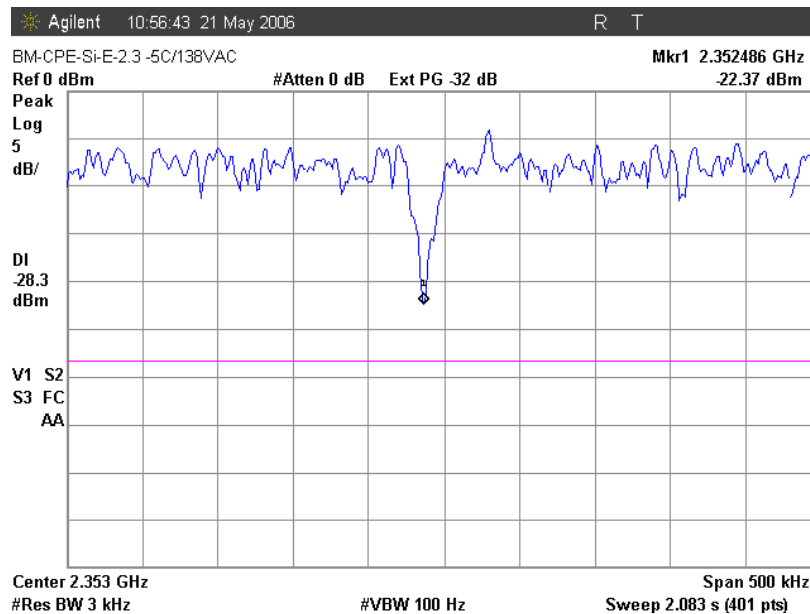
Title: BreezeMax 2300 Broadband Wireless Access System

Model: BMAX-CPE- Si- E- 2.3

FCC ID: LKT-BMAX-SI23



Plot # 105



Plot # 106



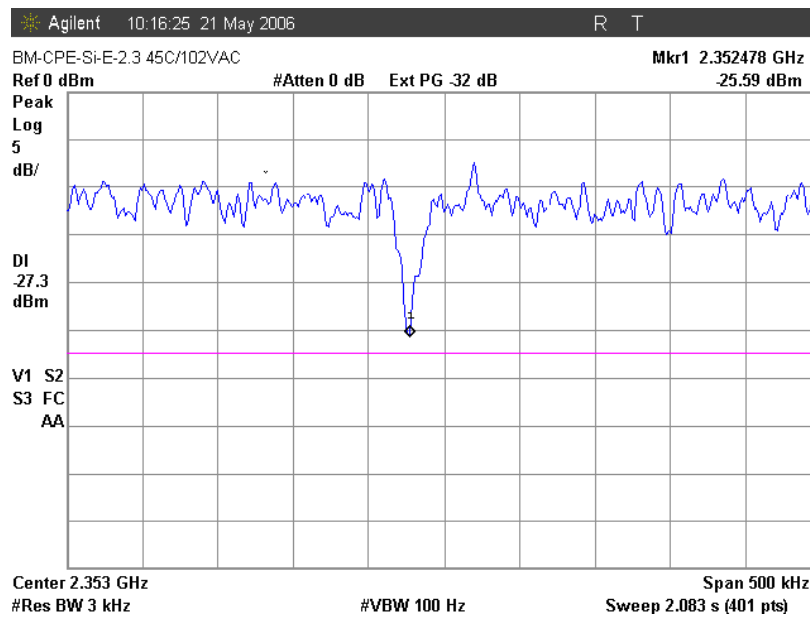
Test report No: 8612337013

Page 69 of 82 Pages

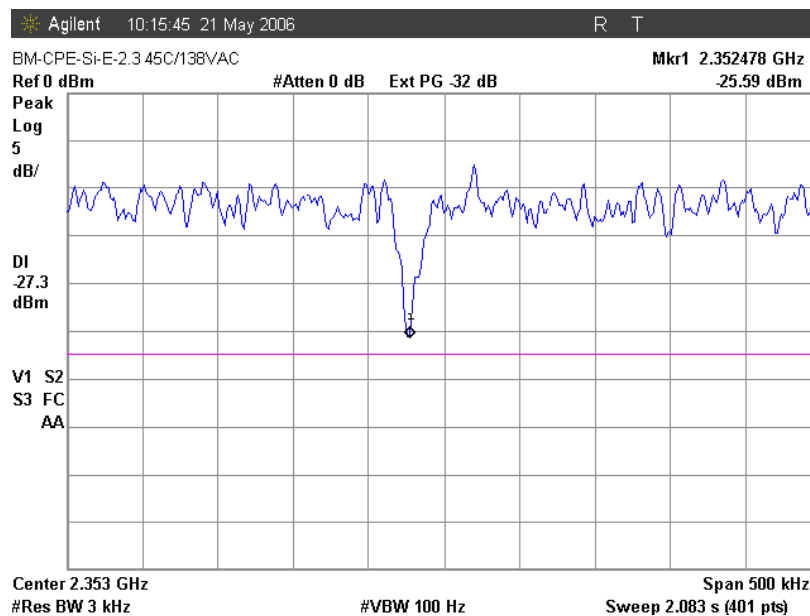
Title: BreezeMax 2300 Broadband Wireless Access System

Model: BMAX-CPE- Si- E- 2.3

FCC ID: LKT-BMAX-SI23



Plot # 107



Plot # 108



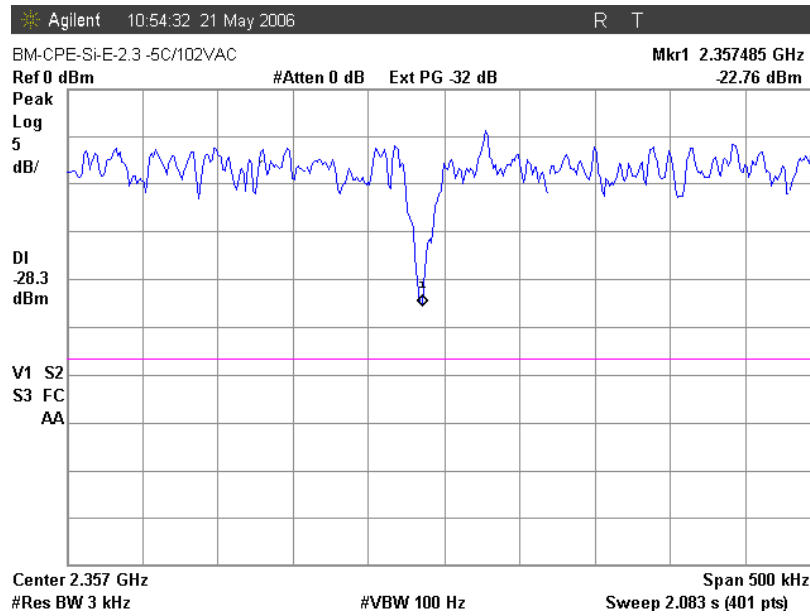
Test report No: 8612337013

Page 70 of 82 Pages

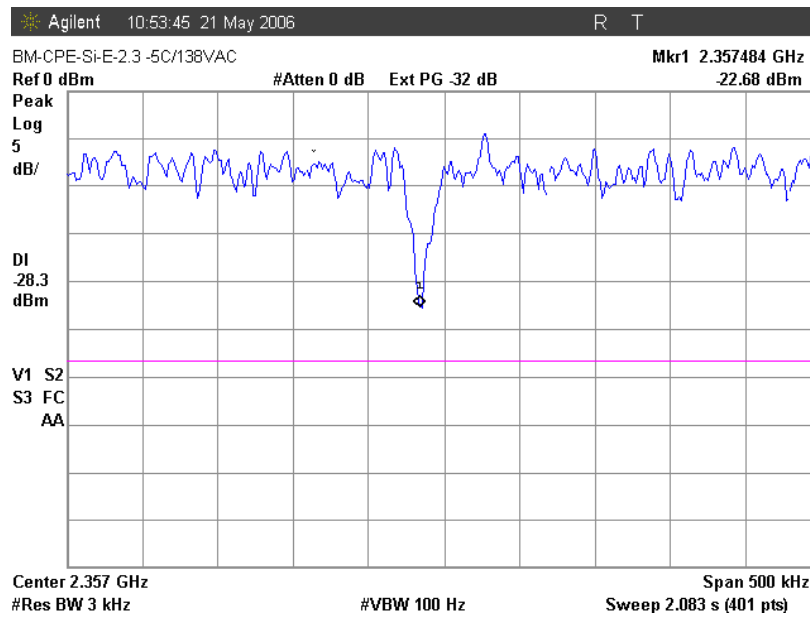
Title: BreezeMax 2300 Broadband Wireless Access System

Model: BMAX-CPE- Si- E- 2.3

FCC ID: LKT-BMAX-SI23



Plot # 109



Plot # 110



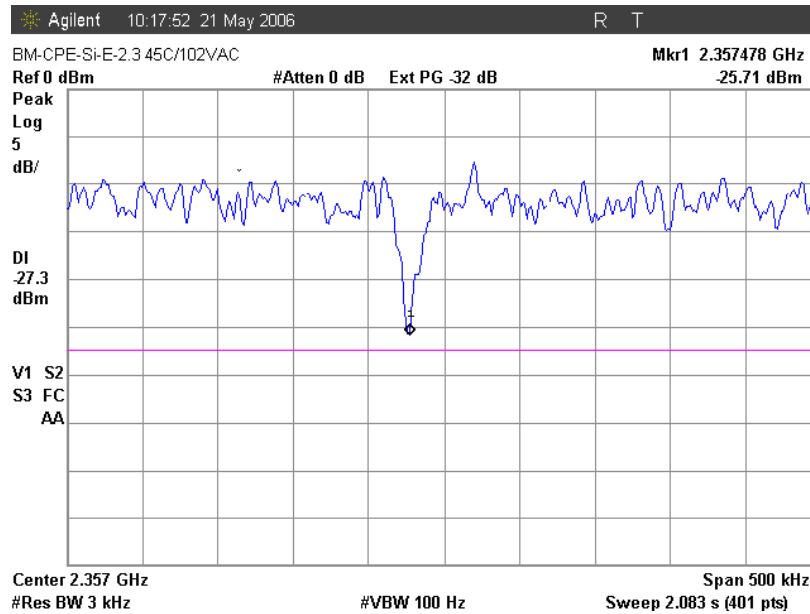
Test report No: 8612337013

Page 71 of 82 Pages

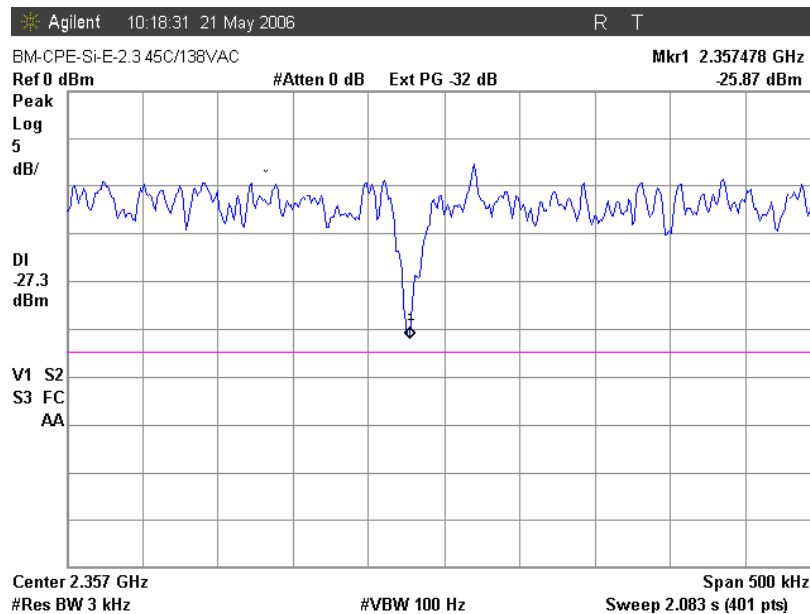
Title: BreezeMax 2300 Broadband Wireless Access System

Model: BMAX-CPE- Si- E- 2.3

FCC ID: LKT-BMAX-SI23



Plot # 111



Plot # 112



Test report No: 8612337013	Page 72 of 82 Pages
Title: BreezeMax 2300 Broadband Wireless Access System	
Model: BMAX-CPE- Si- E- 2.3	FCC ID: LKT-BMAX-SI23

5.2 Radiated emissions test according to § 15.209

Method of measurement	ANSI 63.4 §13.1.4
Date	5, June 2006
Ambient Temperature	24 ⁰ C
Relative Humidity	55 %
Air Pressure	1012 hPa

Test description:

The measurements were performed at the Open Area Test Site. The test configuration is shown in Fig.1
The EUT was arranged on a wooden table 0.8 m placed on the turn - table.
The measurements were performed at a 10 m measurement distance. The Biconilog 30 MHz-2 GHz antenna was used. The frequency range was investigated from 30 MHz to 1 GHz. The measurements were performed at each frequency at which the signal was 10 dB below the limit or less. The level was maximized by initially rotating turntable through 360°, varying the antenna height between 1 m and 4 m, rerouting EUT cables and changing antenna polarization from vertical to horizontal.

Requirements:

EUT radiated emission shall not exceed value required in section 15.209

Radiated emissions test result:

Test results are presented in Table 1.

Test equipment used

5	9				
---	---	--	--	--	--

**Test report No: 8612337013****Page 73 of 82 Pages****Title: BreezeMax 2300 Broadband Wireless Access System****Model: BMAX-CPE- Si- E- 2.3****FCC ID: LKT-BMAX-SI23****Table 1. Radiated emission test results**

Frequency (MHz)	Turn- table Angle (°)	Antenna Polariz.	Antenna Height (cm)	Emission Level Note 1 (dB μ V/m)	Limit @ 3m (dB μ V/m)	Margin Note 2 (dB)	Results
58.3	125	V	115	28.9	40	11.1	Pass
106.1	299	V	115	36.4	43.5	7.1	Pass
138.3	249	V	110	27.8	43.5	15.7	Pass
175.4	120	V	143	28.0	43.5	15.5	Pass
250.0	264	H	348	38.2	46	7.8	Pass
256.0	294	H	283	31.8	46	14.2	Pass
588.0	326	H	120	33.4	46	12.6	Pass
686.0	256	H	120	35.6	46	10.4	Pass

Note 1: Emission level = E Reading (dB μ V) + Cable loss (dB) + Antenna Factor (dB/m) + 10 dB

Where 10 dB is an extrapolation distance factor.

For Cable Loss and Antenna Factor refer to Appendix 2.

Note 2: Margin (dB) = Limit (dB μ V/m) – Emission level (dB μ V/m)



Test report No: 8612337013

Page 74 of 82 Pages

Title: BreezeMax 2300 Broadband Wireless Access System

Model: BMAX-CPE- Si- E- 2.3

FCC ID: LKT-BMAX-SI23

5.3 Conducted emissions according to § 15.207

Method of measurement ANSI 63.4 §13.1.3
 Ambient Temperature 23⁰ C
 Relative Humidity 49%
 Air Pressure 1006 hPa

Frequency, MHz	dB (µV)	
	QP	AVRG
0.15 - 0.5	66 - 56*	56 - 46*
0.5 - 5	56	46
5 - 30	60	50

* Decreases with the logarithm of the frequency.

TEST PROCEDURE

EUT was placed on a wooden table in a shielded chamber at a height of 80 cm from the floor and 40 cm from the vertical reference plane. The measurements were performed at mains terminals by means of LISN, connected to spectrum analyzer in the frequency range as referred to in the table above. The measurements were made with quasi-peak and average (CISPR) detectors.

The position of the EUT cables was varied to determine maximum emission level.

Test results:

Test results are shown at plots # 1 for line Phase and # 2 for line Neutral

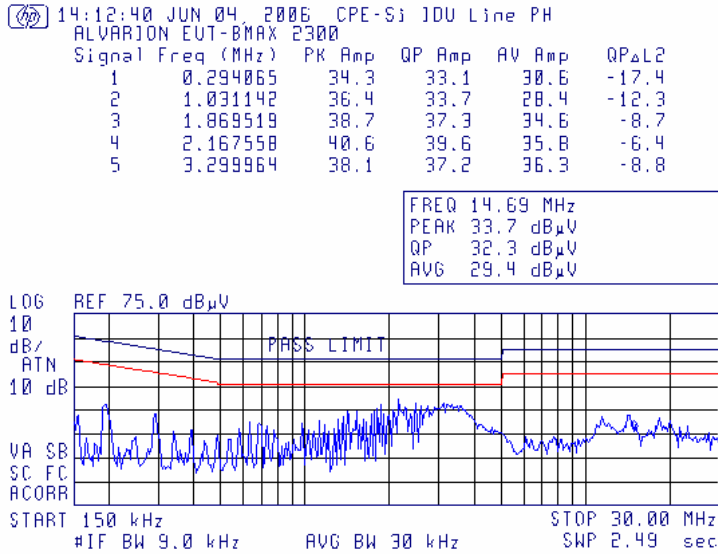
Test equipment used

8	9	10			
---	---	----	--	--	--

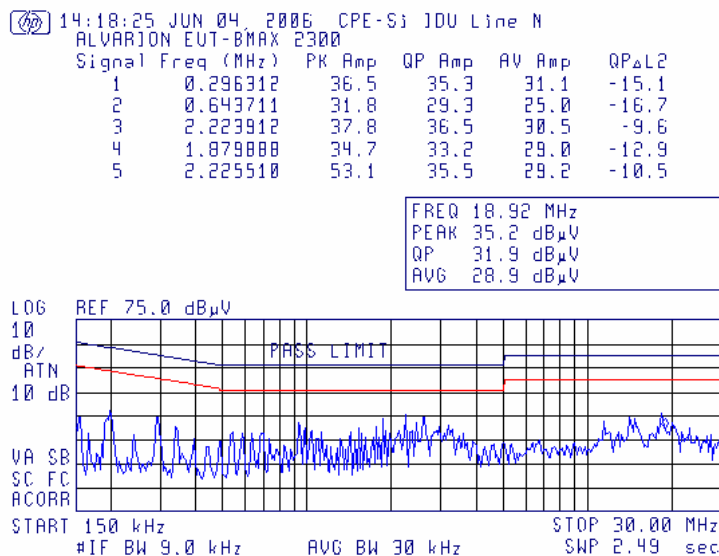


Test report No: 8612337013	Page 75 of 82 Pages
Title: BreezeMax 2300 Broadband Wireless Access System	
Model: BMAX-CPE- Si- E- 2.3	FCC ID: LKT-BMAX-SI23

Conducted emissions test. 120V AC. Plot # 1



Conducted emissions test. 120V AC. Plot # 2



Test report No: 8612337013

Page 76 of 82 Pages

Title: BreezeMax 2300 Broadband Wireless Access System

Model: BMAX-CPE- Si- E- 2.3

FCC ID: LKT-BMAX-SI23

APPENDIX A




Photo 1. Subscribe unit. Test setup.



Photo 2. Test setup on OATS

Test report No: 8612337013

Page 77 of 82 Pages

Title: BreezeMax 2300 Broadband Wireless Access System

Model: BMAX-CPE- Si- E- 2.3

FCC ID: LKT-BMAX-SI23



Photo 3. Component side view.




Photo 4. Internal antenna view.

**Test report No: 8612337013****Page 78 of 82 Pages****Title: BreezeMax 2300 Broadband Wireless Access System****Model: BMAX-CPE- Si- E- 2.3****FCC ID: LKT-BMAX-SI23****APPENDIX B****Test equipment used**

No	Description	Manufacturer information			Due Calibration date
		Name	Model No	Serial No	
1	Spectrum Analyzer 9 kHz - 26.5 GHz	HP	8563E	A01508	May 2007
2	Attenuators 30 dB DC - 18 GHz	Weinschel Engineering	33-30-34	A3451	Aug 2006
3	Cable RF 1m	Huber-Suhner	Sucoflex 104	21324/4PE	Aug 2006
4	Double Ridged Guide Antenna 1 – 18 GHz	EMCO	3115	5802	March 2007
5	Antenna Biconilog 30 – 2000 MHz	Schaffner- Chase	CBL6112B	S/N 2531	Dec 2006
6	EMI Receiver 9 kHz-6.5 GHz	HP	8546A+8546 0A	SII 4068	March 2007
7	LISN 9 kHz – 30 MHz	FCC	LISN 250- 32-4-16	SII5023	Feb 2007
8	Transient limiter 0.009-200 MHz	HP	11947A	3107105	March 2007
9	Spectrum analyzer 10 KHz-26.5 GHz	HP	E7405A	SII 4944	Feb 2007
11	Attenuator 50 Ohm 30 dB DC-18 GHz	HP	8491B	50655	May 2007
12	Cable RF 3m	Huber-Suhner	Sucoflex 104PE	21328/4PE	Aug 2006

**Test report No: 8612337013****Page 79 of 82 Pages****Title: BreezeMax 2300 Broadband Wireless Access System****Model: BMAX-CPE- Si- E- 2.3****FCC ID: LKT-BMAX-SI23****Cable Loss (10m cable + Mast)**

Point	Frequency (MHz)	Cable Loss (dB)	Point	Frequency (MHz)	Cable Loss (dB)
1	30	0.53	21	1000	3.68
2	50	0.75	22	1100	3.82
3	100	1.08	23	1200	4.07
4	150	1.39	24	1300	4.24
5	200	1.61	25	1400	4.43
6	250	1.752	26	1500	4.6
7	300	2.00	27	1600	4.7
8	350	2.15	28	1700	4.85
9	400	2.26	29	1800	4.98
10	450	2.383	30	1900	5.19
11	500	2.52	31	2000	5.34
12	550	2.606	32	2100	5.51
13	600	2.75	33	2200	5.69
14	650	2.856	34	2300	5.89
15	700	3.06	35	2400	6.07
16	750	3.201	36	2500	6.22
17	800	3.27	37	2600	6.28
18	850	3.38	38	2700	6.41
19	900	3.46	39	2800	6.53
20	950	3.55	40	2900	6.84



Test report No: 8612337013	Page 80 of 82 Pages
Title: BreezeMax 2300 Broadband Wireless Access System	
Model: BMAX-CPE- Si- E- 2.3	FCC ID: LKT-BMAX-SI23

Biconilog Antenna, Model Number: CBL-6112B, S/N: 2531
10 m Calibration

Frequency (MHz)	Antenna Factor (dB/m)	Frequency (MHz)	Antenna Factor (dB/m)	Frequency (MHz)	Antenna Factor (dB/m)	Frequency (MHz)	Antenna Factor (dB/m)
Vertical Polarization				Horizontal Polarization			
26.00	20.77	625.00	19.10	26.00	20.39	625.00	19.08
28.00	19.77	650.00	19.20	28.00	19.15	650.00	19.26
30.00	18.72	675.00	19.05	30.00	18.29	675.00	19.12
40.00	14.76	700.00	19.26	40.00	12.64	700.00	19.11
50.00	8.32	725.00	19.73	50.00	7.99	725.00	19.49
60.00	6.15	750.00	20.11	60.00	5.95	750.00	19.94
70.00	6.49	775.00	20.41	70.00	6.04	775.00	20.07
80.00	7.26	800.00	20.50	80.00	7.60	800.00	20.18
90.00	8.83	825.00	20.57	90.00	9.07	825.00	20.36
100.00	10.55	850.00	20.73	100.00	10.34	850.00	20.57
110.00	11.38	875.00	20.92	110.00	11.12	875.00	20.83
120.00	11.71	900.00	20.79	120.00	11.46	900.00	20.74
130.00	11.57	925.00	21.02	130.00	11.47	925.00	21.17
140.00	11.09	950.00	21.32	140.00	11.15	950.00	21.11
150.00	10.46	975.00	21.76	150.00	10.50	975.00	21.52
160.00	9.82	1,000.00	21.97	160.00	9.86	1,000.00	21.64
170.00	9.52	1,050.00	22.55	170.00	9.58	1,050.00	22.02
180.00	9.18	1,100.00	22.47	180.00	9.28	1,100.00	22.16
190.00	8.90	1,150.00	22.78	190.00	9.54	1,150.00	22.44
200.00	9.11	1,200.00	22.77	200.00	9.82	1,200.00	22.86
225.00	9.70	1,250.00	23.36	225.00	10.42	1,250.00	23.37
250.00	12.41	1,300.00	23.90	250.00	12.43	1,300.00	23.86
275.00	12.81	1,350.00	24.19	275.00	13.19	1,350.00	24.02
300.00	13.37	1,400.00	24.42	300.00	13.48	1,400.00	24.42
325.00	13.70	1,450.00	24.83	325.00	13.73	1,450.00	24.61
350.00	14.45	1,500.00	24.88	350.00	14.61	1,500.00	25.02
375.00	14.90	1,550.00	24.85	375.00	15.15	1,550.00	25.27
400.00	15.63	1,600.00	25.06	400.00	15.74	1,600.00	25.27
425.00	16.38	1,650.00	25.55	425.00	16.52	1,650.00	25.50
450.00	16.43	1,700.00	26.20	450.00	16.54	1,700.00	25.48
475.00	17.28	1,750.00	26.45	475.00	17.28	1,750.00	26.35
500.00	17.41	1,800.00	26.58	500.00	17.47	1,800.00	26.51
525.00	17.35	1,850.00	27.30	525.00	17.31	1,850.00	26.63
550.00	18.97	1,900.00	27.96	550.00	18.64	1,900.00	27.04
575.00	18.87	1,950.00	27.80	575.00	18.60	1,950.00	27.13
600.00	18.82	2,000.00	27.73	600.00	19.04	2,000.00	27.20

**Test report No: 8612337013****Page 81 of 82 Pages****Title: BreezeMax 2300 Broadband Wireless Access System****Model: BMAX-CPE- Si- E- 2.3****FCC ID: LKT-BMAX-SI23****Antenna Factor****Double Ridged Guide Antenna mfr EMCO model 3115 1m calibration**

Point	Frequency (MHz)	Antenna Factor (dB/m)
1	1000	23.9
2	2000	28.3
3	3000	31.0
4	4000	33.1
5	4500	32.5
6	5000	32.4
7	6000	53.7
8	6500	35.6
9	7000	36.4
10	7500	36.9
11	8000	37.0
12	8500	38.0
13	9000	38.6
14	9500	38.4
15	10000	38.4
16	10500	38.4
17	11000	38.9
18	11500	39.6
19	12000	39.4
20	12500	39.2
21	13000	40.3
22	13500	41.0
23	14000	41.2
24	14500	41.3
25	15000	40.0
26	15500	38.0
27	16000	38.1
28	16500	40.3
29	17000	42.2
30	17500	44.6
31	18000	46.2

Cable Loss**Type: Sucoflex 104PE; Ser.No.21328/4PE; 3 m length**

Point	Frequency (GHz)	Cable Loss (dB)
0	0.0-1.8	1.67
1	1.8 – 3.6	2.39
2	3.6 – 5.4	3.04
3	5.4-7.2	3.58
4	7.2-9.0	4.06
5	9.0-10.8	4.49
6	10.8-12.6	4.91
7	12.6-14.4	5.31
8	14.4-16.2	5.66
9	16.2-18.00	6.01

**Test report No: 8612337013****Page 82 of 82 Pages****Title: BreezeMax 2300 Broadband Wireless Access System****Model: BMAX-CPE- Si- E- 2.3****FCC ID: LKT-BMAX-SI23**

APPENDIX C

Abbreviations and acronyms

The following abbreviations and acronyms are applicable to this test report:

AC	alternating current
cm	centimeter
dB	decibel
dBm	decibel referred to one milliwatt
dB(μ V)	decibel referred to one microvolt
dB(μ V/m)	decibel referred to one microvolt per meter
EMC	electromagnetic compatibility
EUT	equipment under test
GHz	gigahertz
H	height
Hz	hertz
kHz	kilohertz
L	length
LNA	low noise amplifier
m	meter
Mbps	megabit per second
MHz	megahertz
NA	not applicable
OFDM	Orthogonal Frequency Division Multiple Access
PRBS	pseudo random binary sequence
QP	quasi-peak
RF	radio frequency
RE	radiated emission
rms	root mean square
W	width

Specification references

47 CFR part 15: 2006

Radio Frequency Devices

ANSI C63.4: 2003

American National Standard for Method of Measurements of Radio-Noise Emissions from Low-Voltage Electrical and Electronic Equipment in the Range of 9 kHz to 40 GHz