




EUT test setups



Picture 1 Spurious radiated emission measurement



Picture 2 Radiated emission measurement GSM RX / Bluetooth TX + Computer peripherals



Picture 3 AC powerline conducted emission measurement GSM RX / Bluetooth TX



Picture 4 AC powerline conducted emission measurement GSM RX + Computer peripherals