




EUT test setups



Picture 1 Spurious radiated emission measurement



Picture 2 Radiated emission measurement GSM RX / Bluetooth TX + Computer peripherals



Picture 3 AC powerline conducted emission measurement GSM RX / Bluetooth TX / WLAN TX



Picture 4 AC powerline conducted emission measurement GSM RX + Computer peripherals

Filename: RM-428_test_setup_photographs.doc
Directory: T:\Projects\RM-428\EMC\Results\FCC
Template: E:\TCC documentation\Reference documents\Templates\General TCC
template\TCC.dot
Title: TCC logo
Subject:
Author: Nokia
Keywords:
Comments:
Creation Date: 23.04.2008 11:00:00
Change Number: 7
Last Saved On: 27.11.2008 12:17:00
Last Saved By: Lehtonen Sami
Total Editing Time: 67 Minutes
Last Printed On: 27.11.2008 12:17:00
As of Last Complete Printing
Number of Pages: 2
Number of Words: 67 (approx.)
Number of Characters: 371 (approx.)