

December 7th, 2000

P.O. Box 86
Joensuunkatu 7E
FIN-24101 SALO
Finland

FEDERAL COMMUNICATIONS COMMISSION
Equipment Authorization Branch
7435 Oaklands Mills Road
Columbia, MD 21046

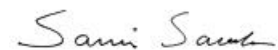
SAR TEST REPORT of Body Worn Accessory for LJPNSW-5NY

Gentlemen,

Please find attached SAR test report of FCC ID: LJPNSW-5NY

For and on behalf of Nokia Mobile Phones Ltd.

Respectfully,

A handwritten signature in cursive script, appearing to read "Sami Savola".

Sami Savola
Senior RF Design Engineer
Responsible for NMP SAR measurements

Evaluation of SAR in Body Worn Configurations LJPNSW-5NY.

Introduction

The tests described in this report have been performed in order to demonstrate that the equipment under test complies with the FCC requirements of the SAR specifications.

SAR was measured when phone was placed with body worn accessory against the Flat Phantom. Carrying Case accessory CSL-5 (Picture 1) was tested. The measurement test equipment and setup were the same as used and referred in SAR TEST REPORT of LJPNSW-5NY.



Picture 1. Carrying Case CSL-5

Test method

Measurements were done with the Dasy 2 dosimetric assessment system DAE V2, SN: 213 and with the generic Twin Phantom version 3 from Schmid & Partner Engineering Ag. The phone was positioned in body worn accessory against Flat Phantom. Two different battery options were first evaluated. There was no difference between Thinnest Li-polymer BPS-1 and Thickest BLS-4. Separation distance for CSL-5 is presented in picture 2. The point of maximum SAR was sought. Then the SAR was measured with a 3-dimensional cube measurement.



Picture 2. Separation distance with Carrying Case CSL-5

NOKIA MOBILE PHONES
Sami Savela

2000-12-7th

The maximum output power level in lowest, middle and highest channel was used (824, 836 and 849 MHz on AMPS mode. 1850, 1880 and 1910 MHz on TDMA PCS mode). Brain equivalent liquid was used.

Permittivity and conductivity of muscle tissue simulating liquids at 1880 MHz is shown in table 1 and at 836 MHz in table 2. FCC recommendation is from <http://www.fcc.gov/fcc-bin-dielec.sh>

	Permittivity	Conductivity
FCC recommendation	54.332108	1.436068
Used brain tissue	41.0	1.74

Table 1. Properties of liquids simulating muscle tissue @ 1880 MHz

The used brain tissue has higher conductivity and lower permittivity than the liquid FCC recommends to be used. Thus all SAR values are overestimated.

	Permittivity	Conductivity
FCC recommendation	56.111336	0.946714
Used brain tissue	44.6	0.80

Table 2. Properties of liquids simulating muscle tissue @ 836 MHz

FCC recommended conductivity would lead to higher SAR results than the liquid used. On the other hand, the used permittivity compensates difference caused by the conductivity.

When the measured SAR values are multiplied by factor 1.18, which is the difference between the conductivity values, the maximum body SAR result changes from 0,55 to 0,65. This approach leads to overestimate of SAR.

Results

Graphical presentations of test positions with SAR values are presented in the end of this report.

Analog mode AMPS, Body worn, Carry Case CSL-5

meas. nr:	Phone position	Frequency MHz / channel	Power dBm	SAR (1g) [mW/g]
1	Body Worn, against Flat Phantom	824 / 991	24.5	0.38
2	Body Worn, against Flat Phantom	836 / 383	24.6	0.48
3	Body Worn, against Flat Phantom	849 / 799	24.6	0.55
FCC ID: LJPNSW-5NY MEASURED: 2000-12-7/NMP		FCC limit		1.60 [mW/g] (ANSI/IEEE)

NOKIA MOBILE PHONES
Sami Savela

2000-12-7th

Digital TDMA (Cellular), Body worn, Carry Case CSL-5

meas. nr:	Phone position	Frequency MHz / channel	Power dBm	SAR (1g) [mW/g]
4	Body Worn, against Flat Phantom	824 / 991	26.9	0.23
5	Body Worn, against Flat Phantom	836 / 383	27.0	0.27
6	Body Worn, against Flat Phantom	849 / 799	26.8	0.30
FCC ID: LJPNSW-5NY MEASURED: 2000-12-7/NMP		FCC limit		1.60 [mW/g] (ANSI/IEEE)

Digital TDMA (PCS), Body worn, Carry Case CSL-5

meas. nr:	Phone position	Frequency MHz / channel	Power dBm	SAR (1g) [mW/g]
7	Body Worn, against Flat Phantom	1850 / 2	25.2	0.26
8	Body Worn, against Flat Phantom	1880 / 1000	25.3	0.28
9	Body Worn, against Flat Phantom	1910 / 1998	25.3	0.26
FCC ID: LJPNSW-5NY MEASURED: 2000-12-7/NMP		FCC limit		1.60 [mW/g] (ANSI/IEEE)

Summary

The SAR values found for the portable cellular phone (FCC ID: LJPNSW-5NY) are below the maximum recommended levels of 1.6 mW/g.

NOKIA MOBILE PHONES
Sami Savela

2000-12-7th

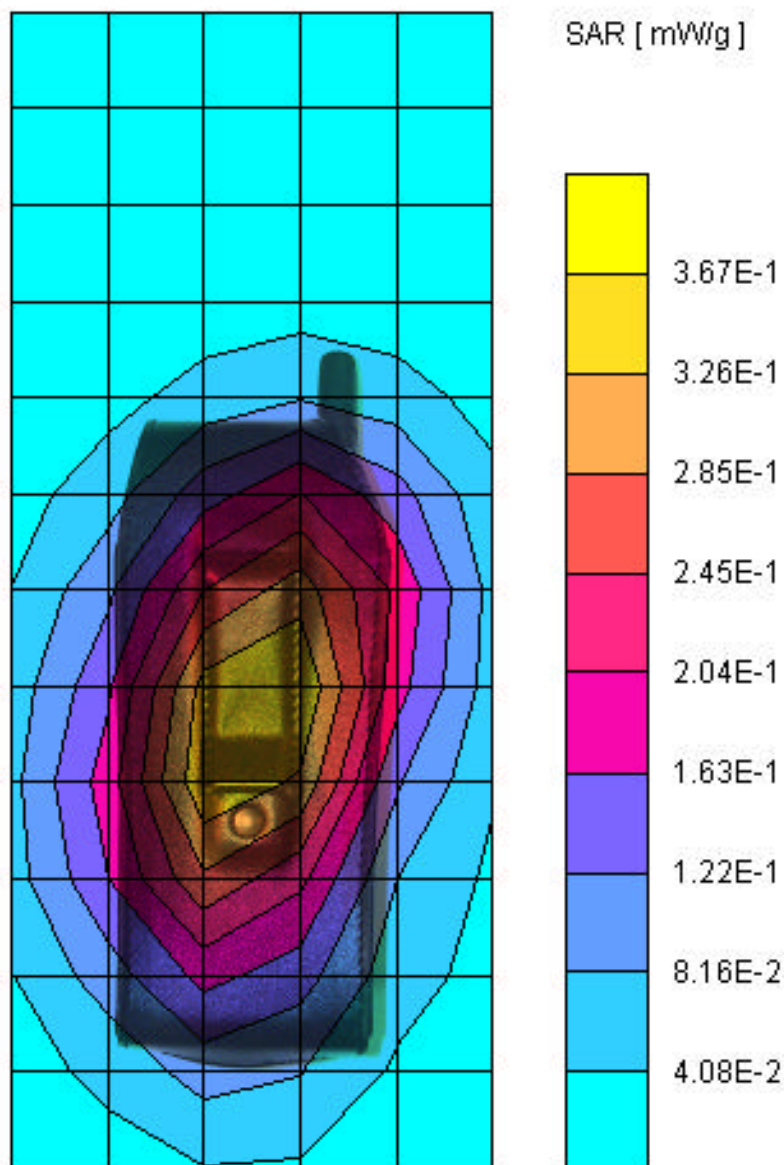
Meas 1

$\sigma = 0.79$ [mho/m] $\epsilon_r = 44.8$ $\rho = 1.00$ [g/cm³]

Coarse Grid Dx= 20.0 Dy= 20.0 Dz= 5.0 [mm]

SAR [mW/g] Max: 0.37

SAR (1g): 0.377 [mW/g] SAR (10g): 0.270 [mW/g]



NOKIA MOBILE PHONES
Sami Savela

2000-12-7th

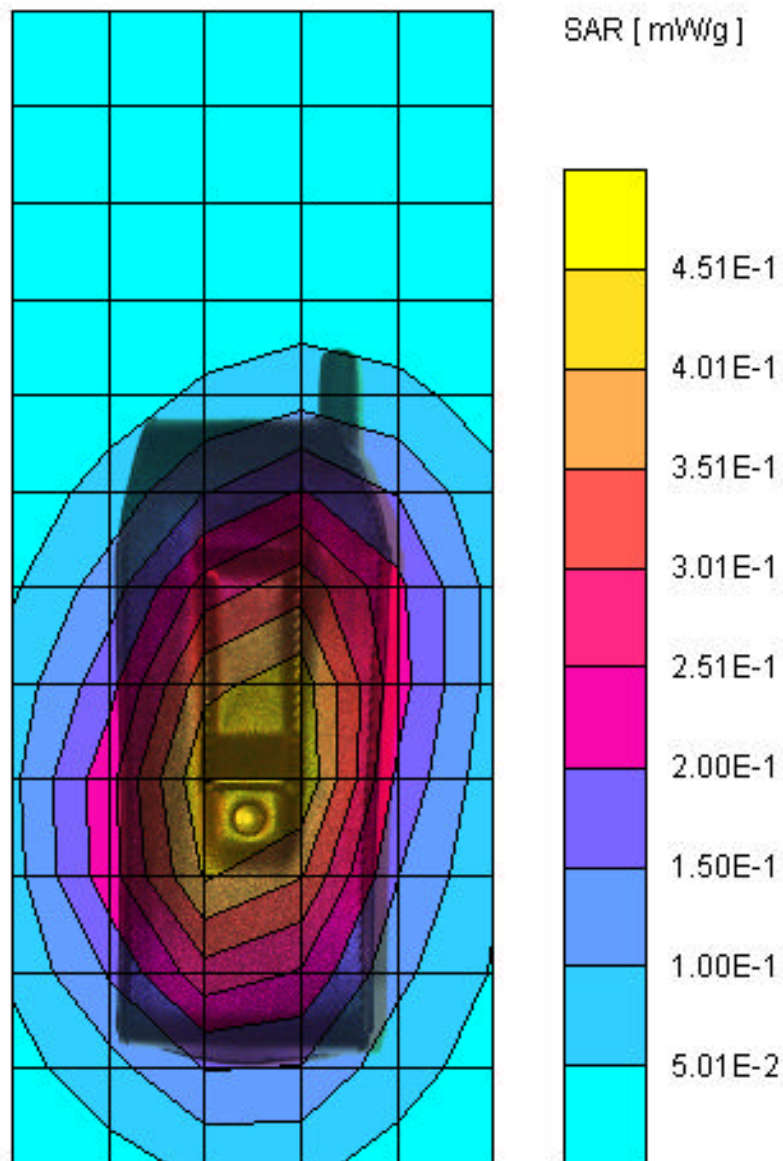
Meas 2

$\sigma = 0.80$ [mho/m] $\epsilon_r = 44.6$ $\rho = 1.00$ [g/cm³]

Coarse Grid Dx = 20.0 Dy = 20.0 Dz = 5.0 [mm]

SAR [mW/g] Max: 0.45

SAR (1g): 0.477 [mW/g] SAR (10g): 0.344 [mW/g]



NOKIA MOBILE PHONES
Sami Savela

2000-12-7th

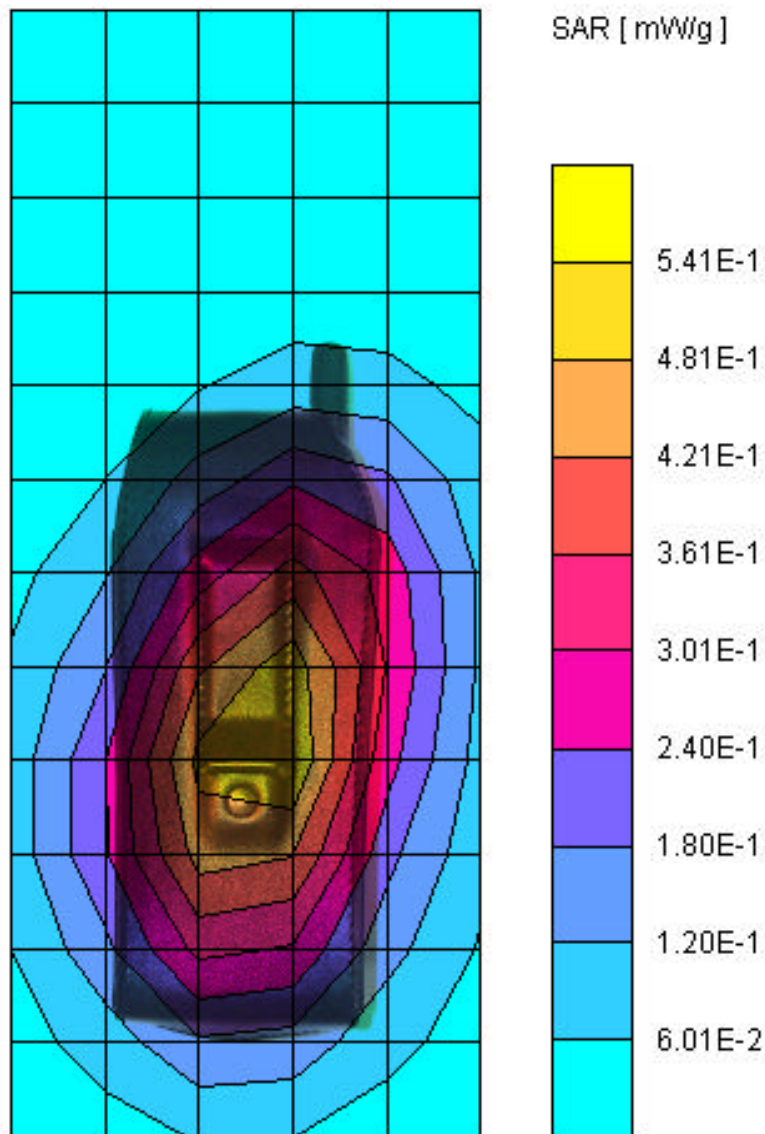
Meas 3

$\sigma = 0.82$ [mho/m] $\epsilon_r = 44.5$ $\rho = 1.00$ [g/cm³]

Coarse Grid Dx = 20.0 Dy = 20.0 Dz = 5.0 [mm]

SAR [mW/g] Max: 0.54

SAR (1g): 0.547 [mW/g] SAR (10g): 0.395 [mW/g]



NOKIA MOBILE PHONES
Sami Savela

2000-12-7th

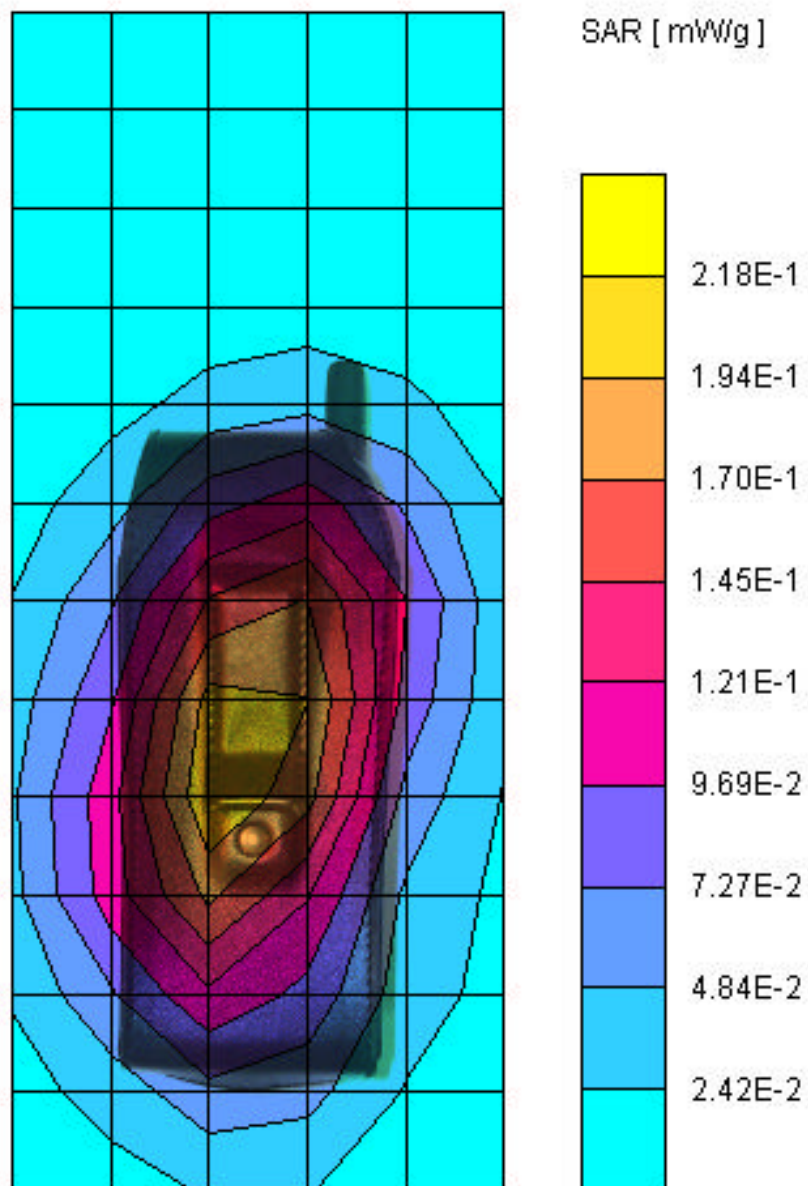
Meas 4

$\sigma = 0.79$ [mho/m] $\epsilon_r = 44.8$ $\rho = 1.00$ [g/cm³]

Coarse Grid Dx= 20.0 Dy= 20.0 Dz= 5.0 [mm]

SAR [mW/g] Max: 0.22

SAR (1g): 0.228 [mW/g] SAR (10g): 0.161 [mW/g]



NOKIA MOBILE PHONES
Sami Savela

2000-12-7th

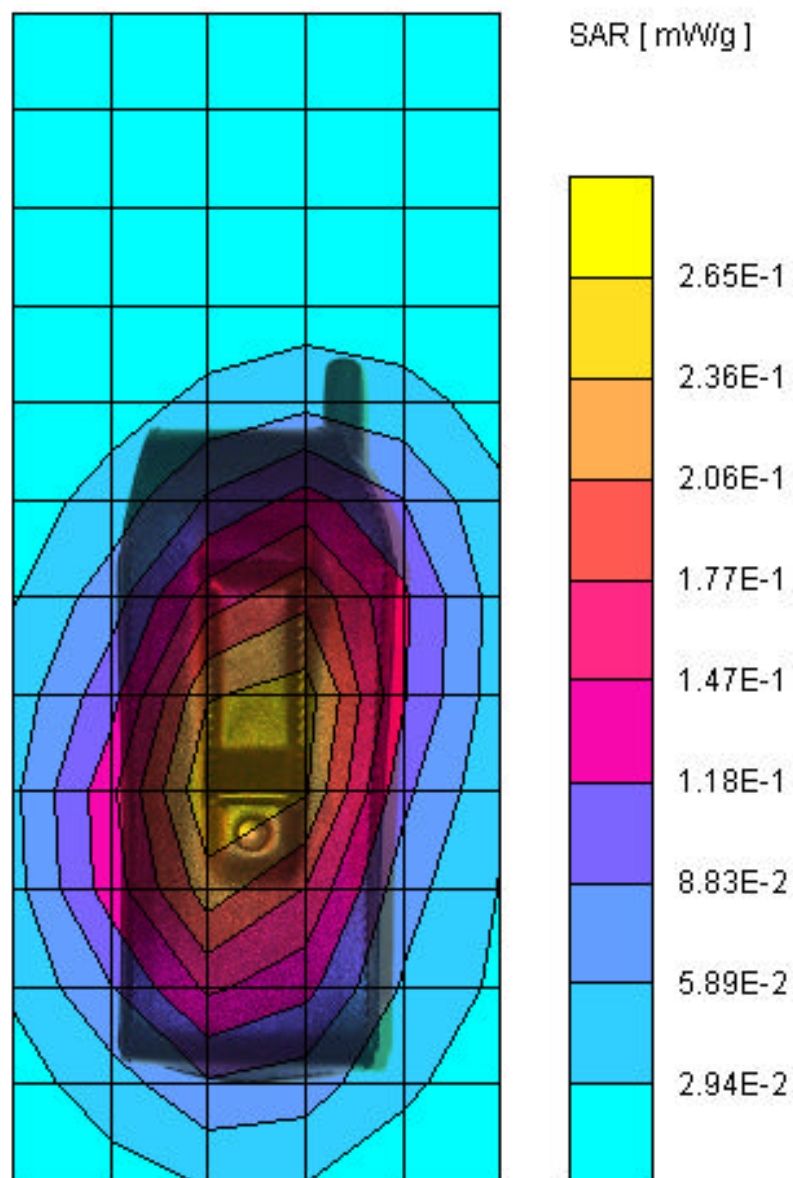
Meas 5

$\sigma = 0.80$ [mho/m] $\epsilon_r = 44.6$ $\rho = 1.00$ [g/cm³]

Coarse Grid Dx= 20.0 Dy= 20.0 Dz= 5.0 [mm]

SAR [mW/g] Max: 0.27

SAR (1g): 0.273 [mW/g] SAR (10g): 0.195 [mW/g]



NOKIA MOBILE PHONES
Sami Savela

2000-12-7th

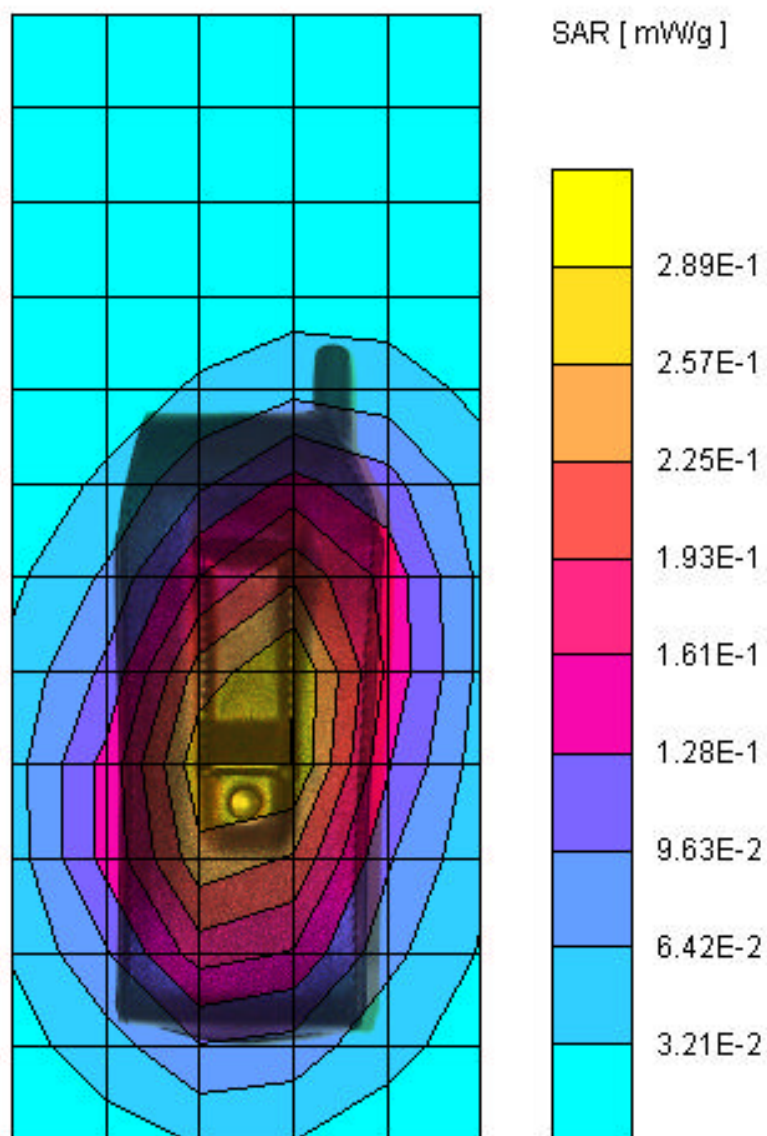
Meas 6

$\sigma = 0.82$ [mho/m] $\epsilon_r = 44.5$ $\rho = 1.00$ [g/cm³]

Coarse Grid Dx= 20.0 Dy= 20.0 Dz= 5.0 [mm]

SAR [mW/g] Max: 0.29

SAR (1g): 0.303 [mW/g] SAR (10g): 0.218 [mW/g]



NOKIA MOBILE PHONES
Sami Savela

2000-12-7th

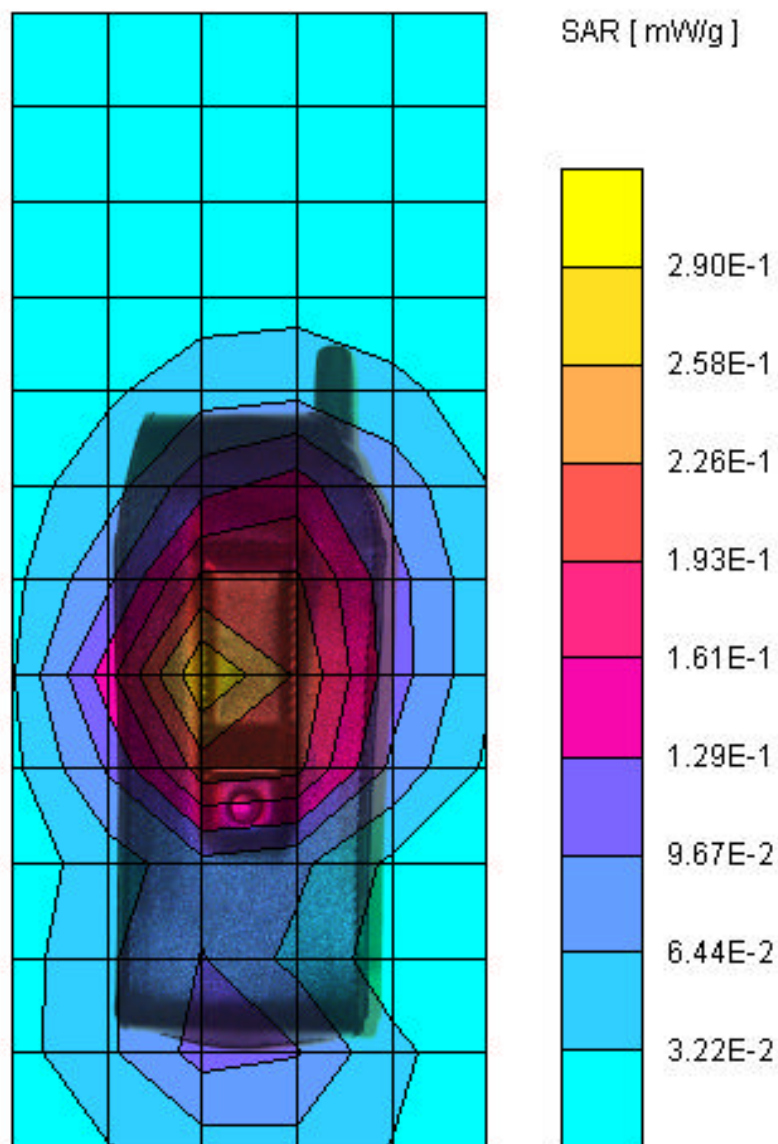
Meas 7

$\sigma = 1.71$ [mho/m] $\epsilon_r = 41.2$ $\rho = 1.00$ [g/cm³]

Coarse Grid Dx = 20.0 Dy = 20.0 Dz = 5.0 [mm]

SAR [mW/g] Max: 0.29

SAR (1g): 0.260 [mW/g] SAR (10g): 0.154 [mW/g]



NOKIA MOBILE PHONES
Sami Savela

2000-12-7th

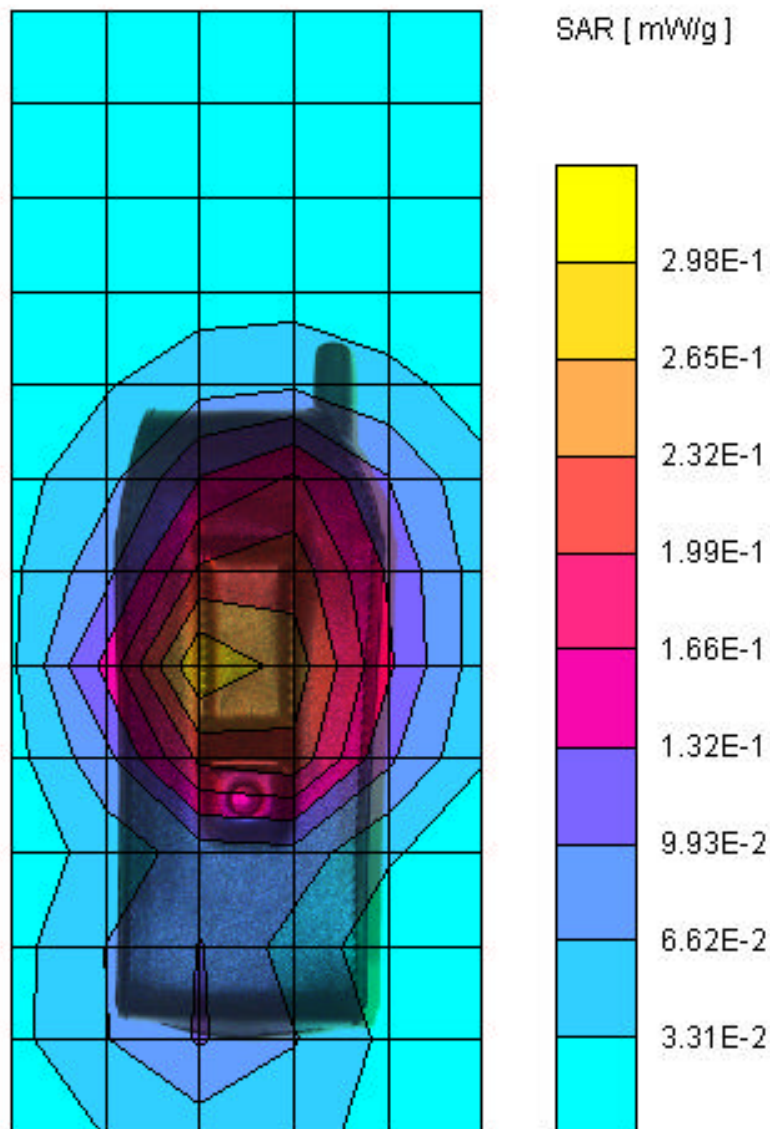
Meas 8

$\sigma = 1.74$ [mho/m] $\epsilon_r = 41.0$ $\rho = 1.00$ [g/cm³]

Coarse Grid Dx = 20.0 Dy = 20.0 Dz = 5.0 [mm]

SAR [mW/g] Max: 0.30

SAR (1g): 0.275 [mW/g] SAR (10g): 0.163 [mW/g]



NOKIA MOBILE PHONES
Sami Savela

2000-12-7th

Meas 9

$\sigma = 1.77$ [mho/m] $\epsilon_r = 40.8$ $\rho = 1.00$ [g/cm³]

Coarse Grid Dx = 20.0 Dy = 20.0 Dz = 5.0 [mm]

SAR [mW/g] Max: 0.27

SAR (1g): 0.257 [mW/g] SAR (10g): 0.149 [mW/g]

