



Appendix B. Setup Photographs



<HAF Antenna>

Front



Back




<NON-HAF Antenna>**Front****Back**

<Radiated Emission>


<HAF Antenna> of Test Setup

X Plane for PCS Band

LF



HF




Y Plane for Cellular Band and AWS Band


LF




HF



**<NON-HAF Antenna> of Test Setup
X Plane for Cellular Band and PCS Band
LF**



HF




Y Plane for AWS Band

LF



HF



—————THE END—————