

TEST RESULTS (Cont):

LTE QPSK MODULATION. BW = 5 MHz

Lowest Channel

Spurious frequency (MHz)	Level (dBm)	Measurement uncertainty (dB)
730.94	-24.01	< ± 1.20

Middle Channel

Spurious frequency (MHz)	Level (dBm)	Measurement uncertainty (dB)
737.81	-23.93	< ± 1.20

Highest Channel

Spurious frequency (MHz)	Level (dBm)	Measurement uncertainty (dB)
744.69	-23.8	< ± 1.20

LTE QPSK MODULATION. BW = 10 MHz

Lowest Channel

Spurious frequency (MHz)	Level (dBm)	Measurement uncertainty (dB)
737.19	-26.18	< ± 1.20

Middle Channel

Spurious frequency (MHz)	Level (dBm)	Measurement uncertainty (dB)
737.19	-26.21	< ± 1.20

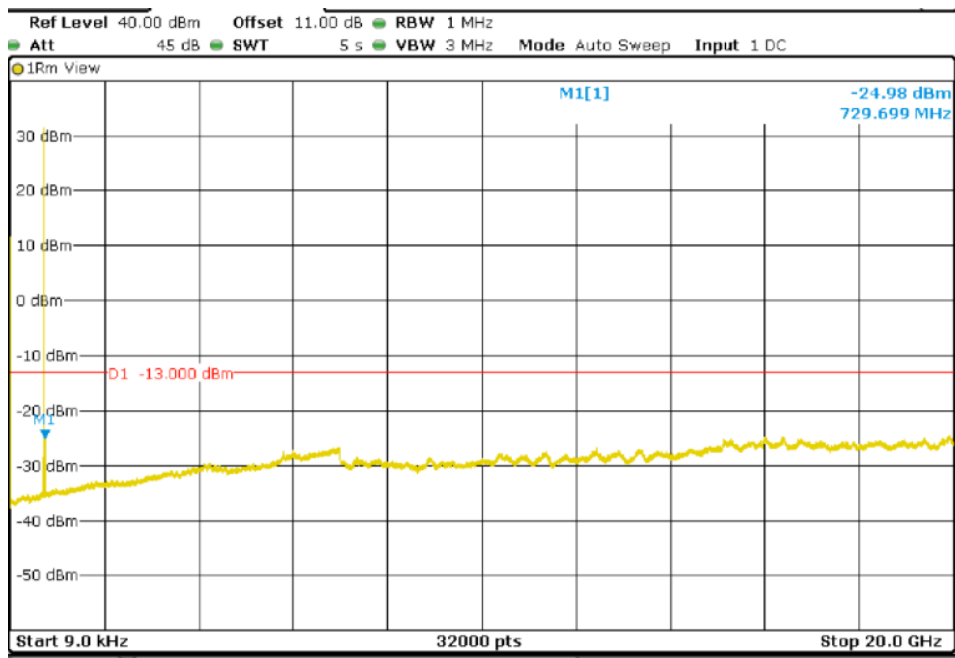
Highest Channel

Spurious frequency (MHz)	Level (dBm)	Measurement uncertainty (dB)
739.06	-26.4	< ± 1.20

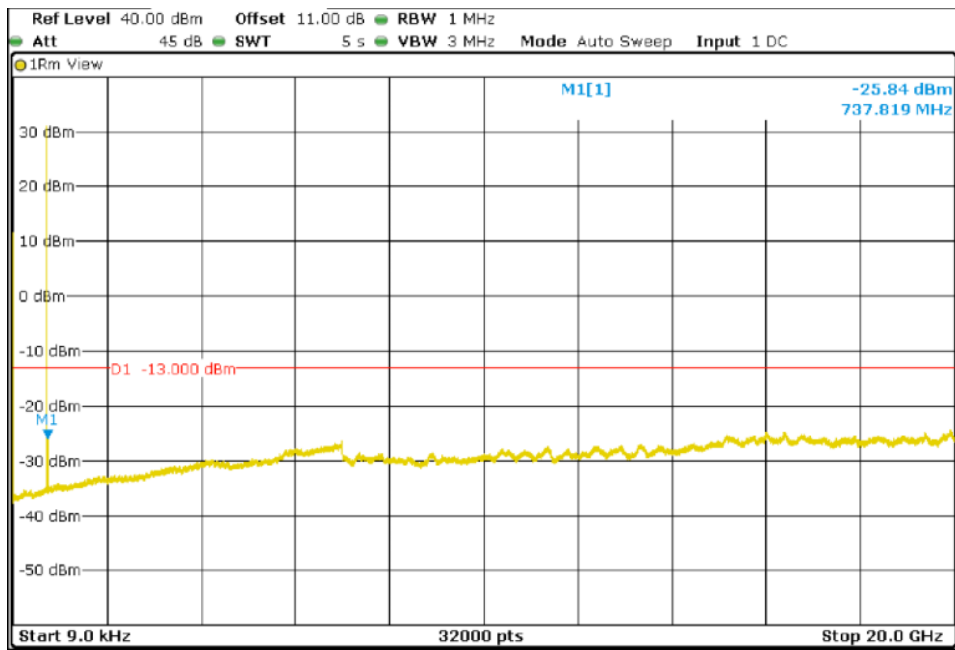
TEST RESULTS (Cont):

LTE QPSK MODULATION. BW = 1.4MHz

Lowest Channel

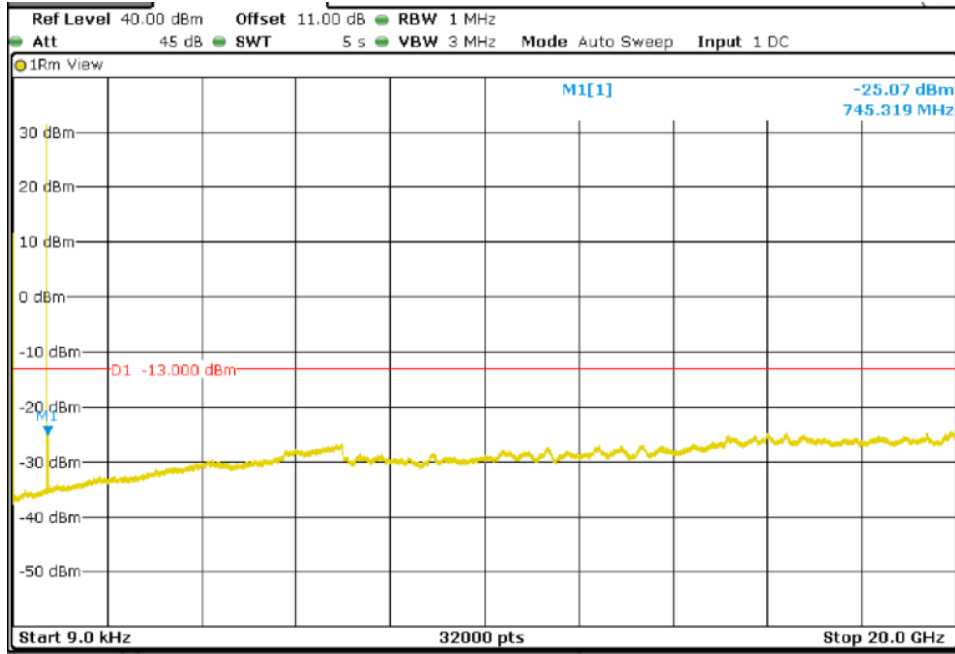


Middle Channel



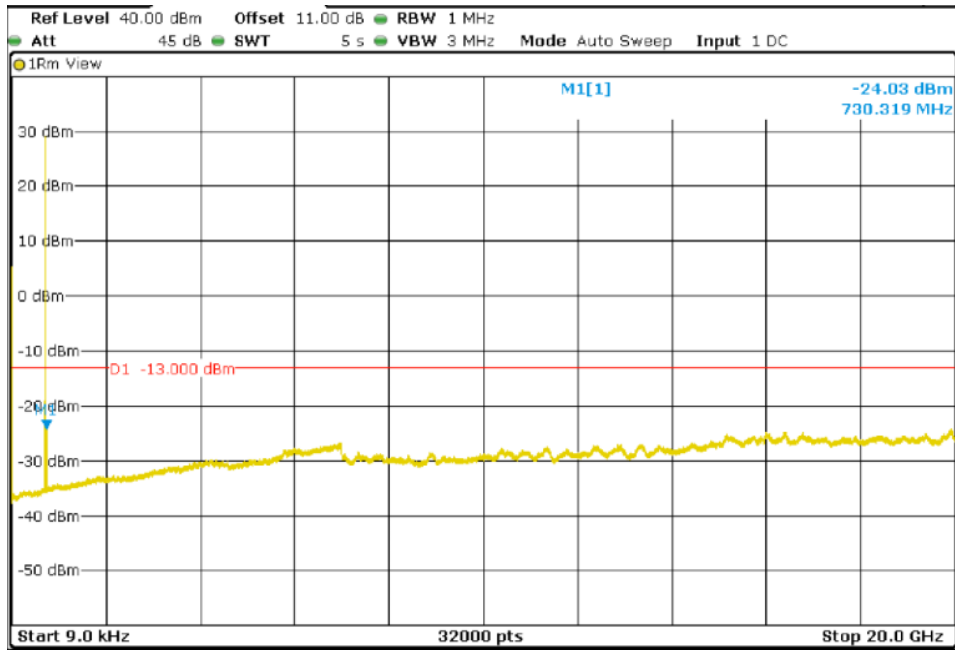
TEST RESULTS (Cont):

Highest Channel



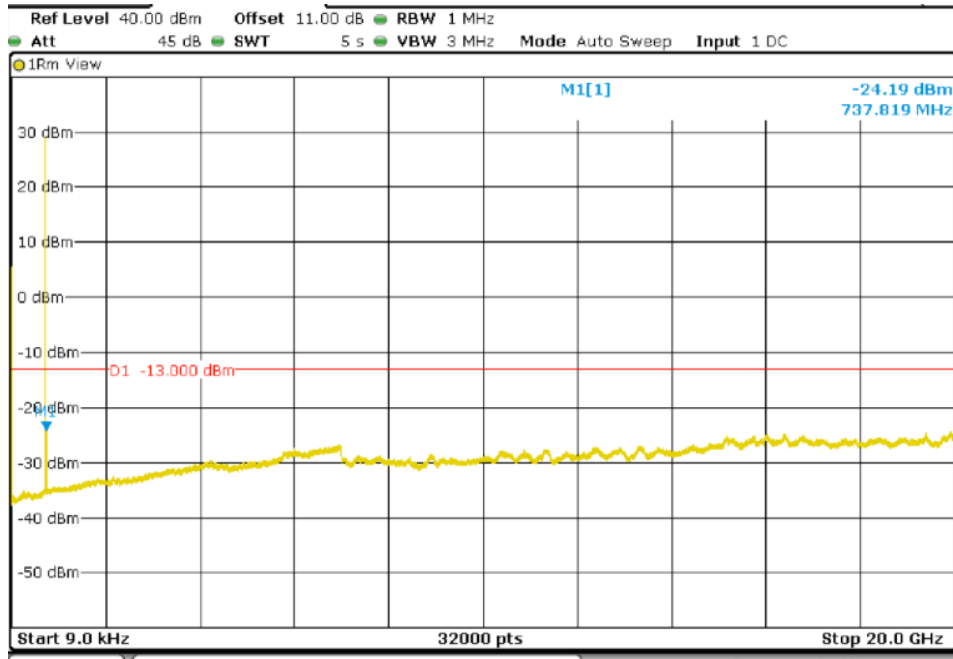
LTE QPSK MODULATION. BW = 3 MHz

Lowest Channel

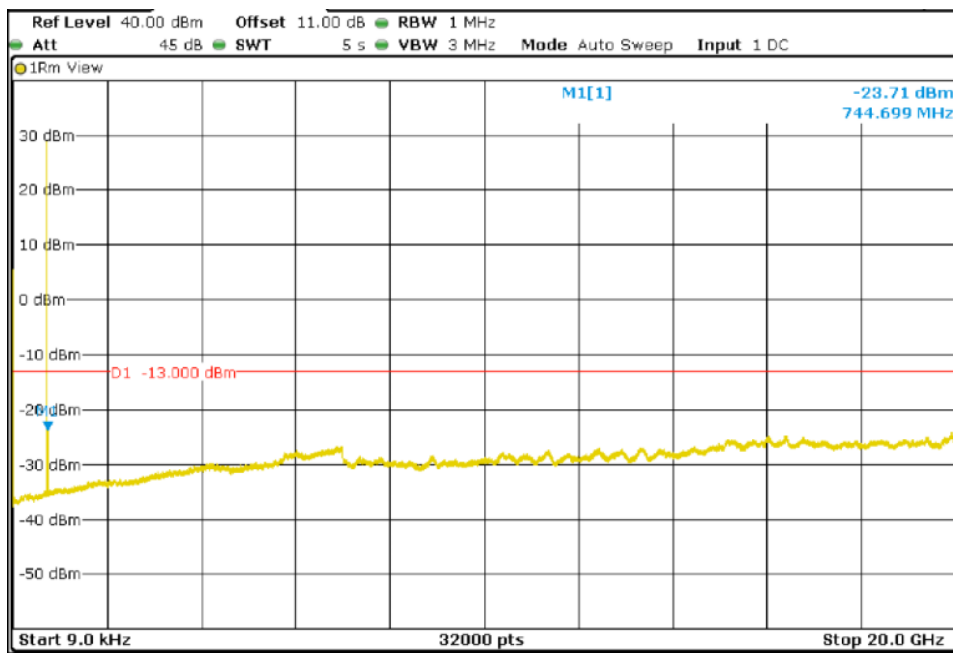


TEST RESULTS (Cont):

Middle Channel



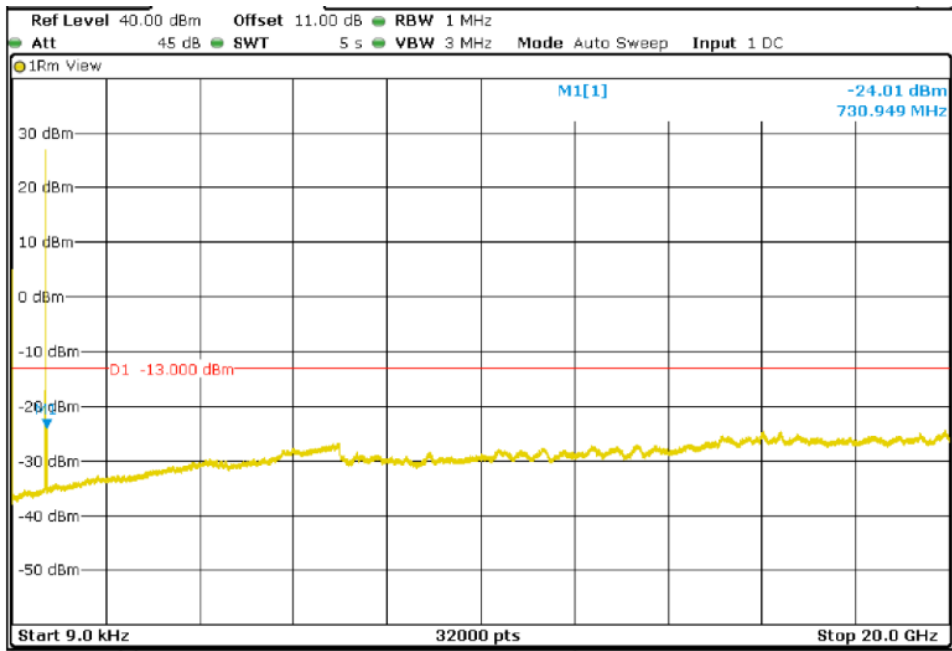
Highest Channel



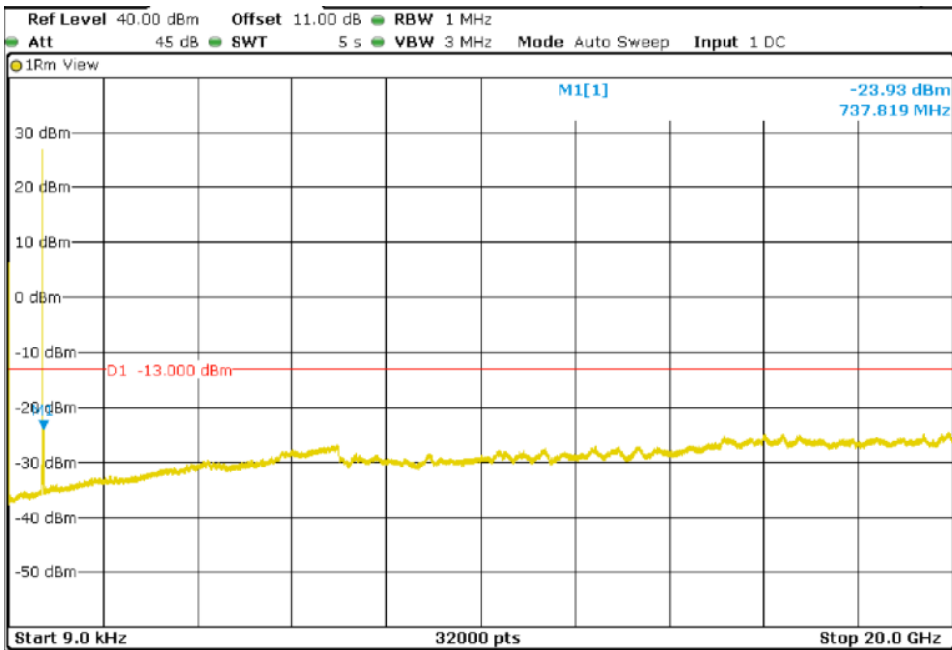
TEST RESULTS (Cont):

LTE QPSK MODULATION. BW = 5 MHz

Lowest Channel

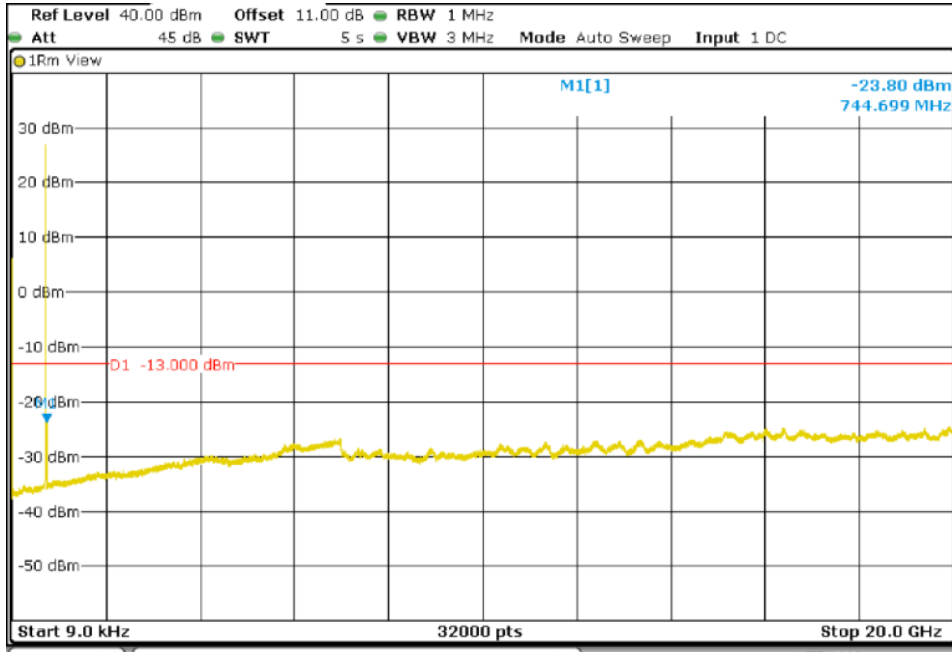


Middle Channel



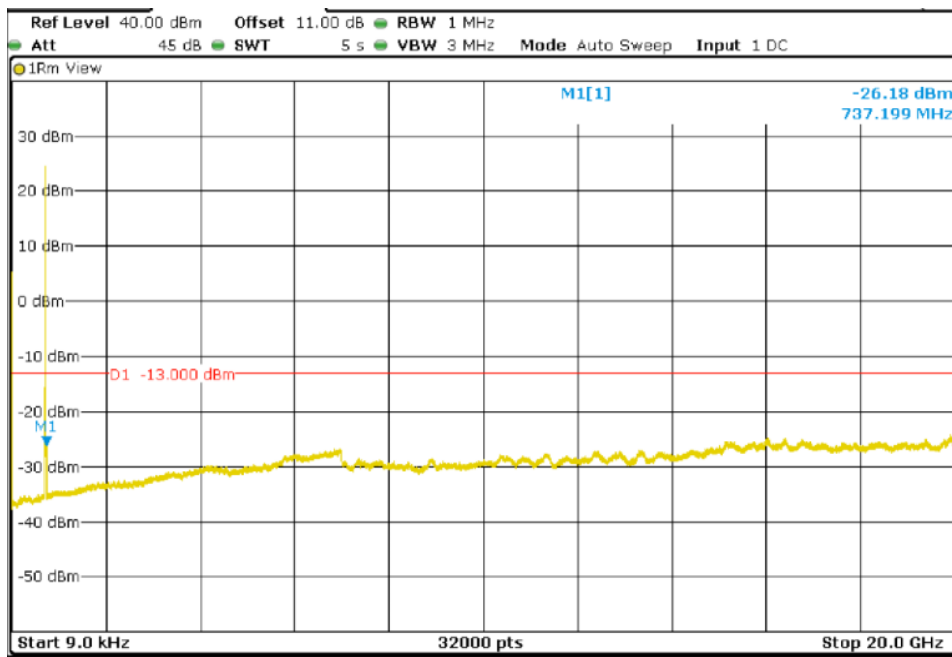
TEST RESULTS (Cont):

Highest Channel



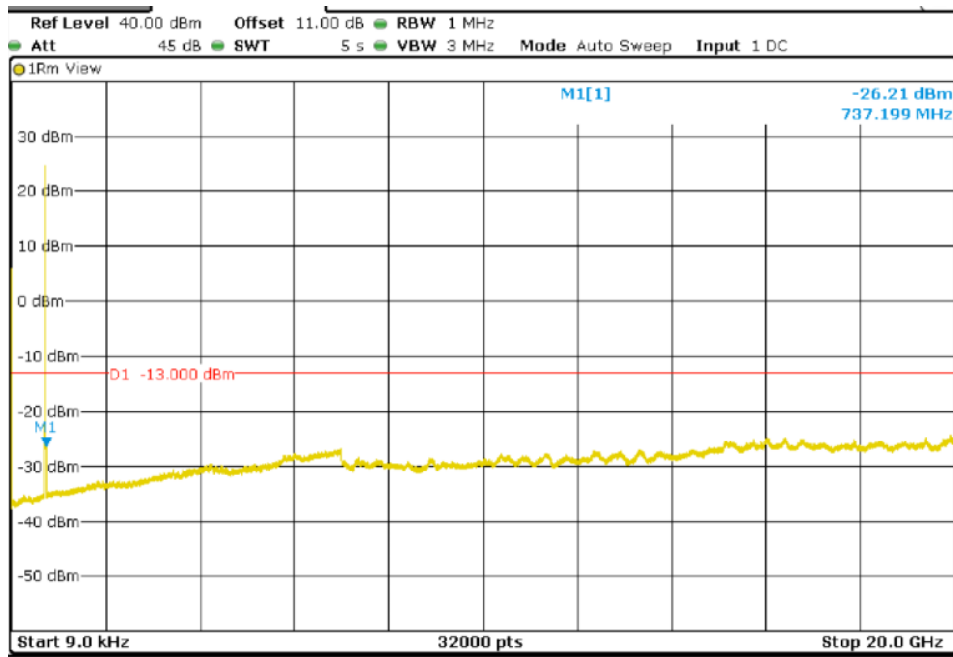
LTE QPSK MODULATION. BW = 10 MHz

Lowest Channel

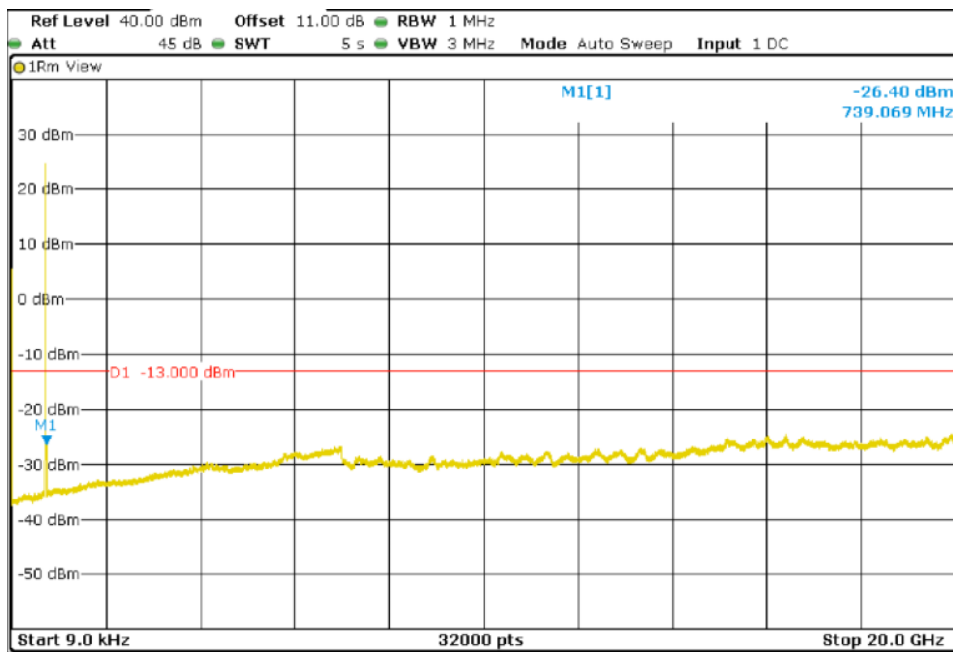


TEST RESULTS (Cont):

Middle Channel



Highest Channel



TESTED SAMPLES:	S/01
TESTED CONDITIONS MODES:	TC#04 (Band 13)
TEST RESULTS:	PASS

Frequency range 9 kHz – 20 GHz

LTE QPSK MODULATION. BW = 5 MHz

Lowest Channel

Spurious frequency (MHz)	Level (dBm)	Measurement uncertainty (dB)
749.69	-26.19	< ± 1.20

Middle Channel

Spurious frequency (MHz)	Level (dBm)	Measurement uncertainty (dB)
749.69	-26.33	< ± 1.20

Highest Channel

Spurious frequency (MHz)	Level (dBm)	Measurement uncertainty (dB)
752.19	-26.28	< ± 1.20

LTE QPSK MODULATION. BW = 10 MHz

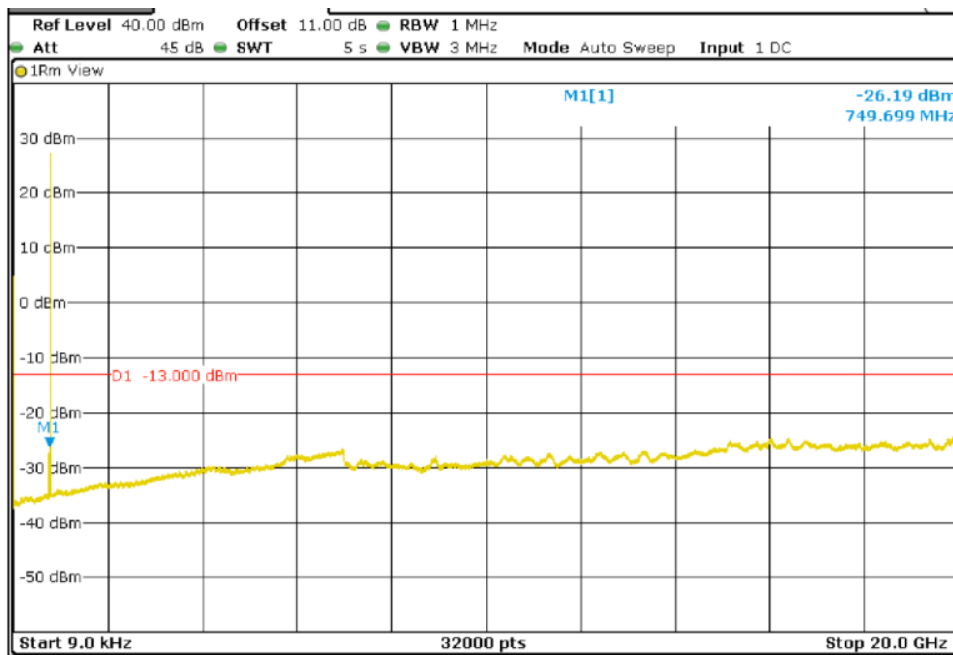
Middle Channel

Spurious frequency (MHz)	Level (dBm)	Measurement uncertainty (dB)
752.19	-26.25	< ± 1.20

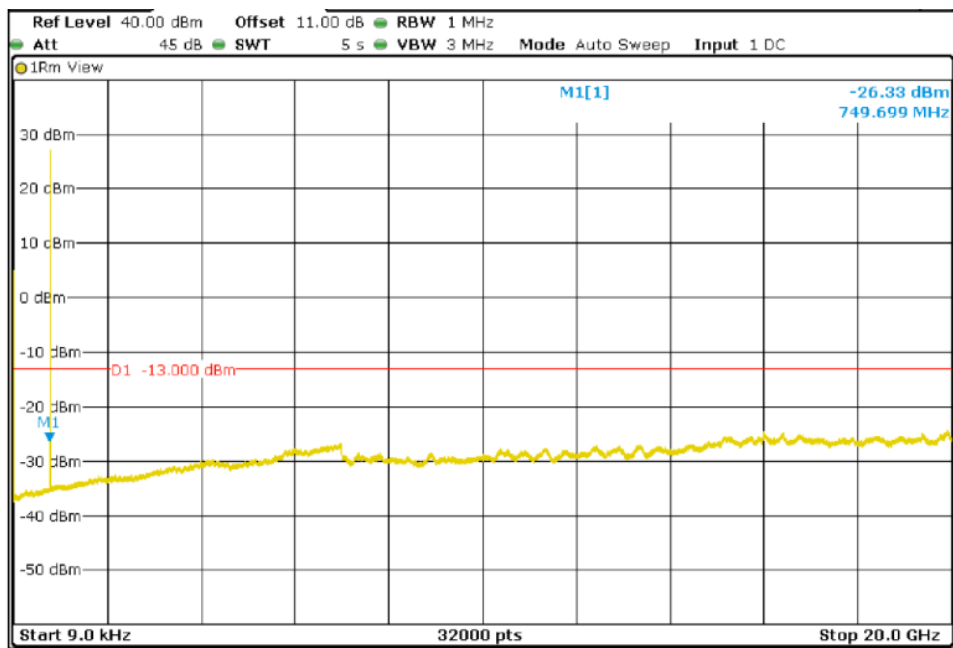
TEST RESULTS (Cont):

LTE QPSK MODULATION. BW = 5 MHz

Lowest Channel

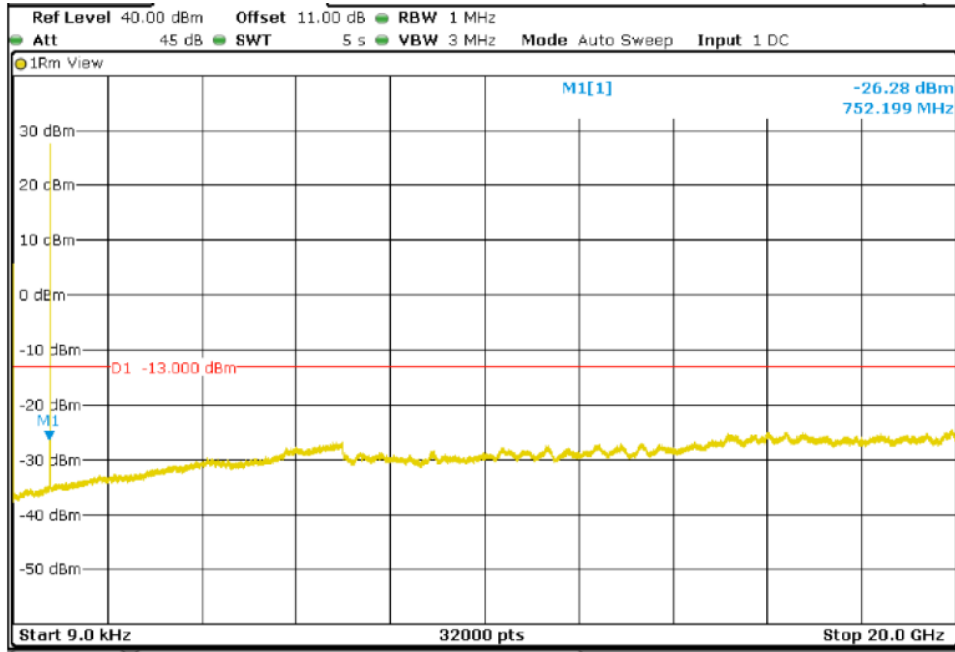


Middle Channel



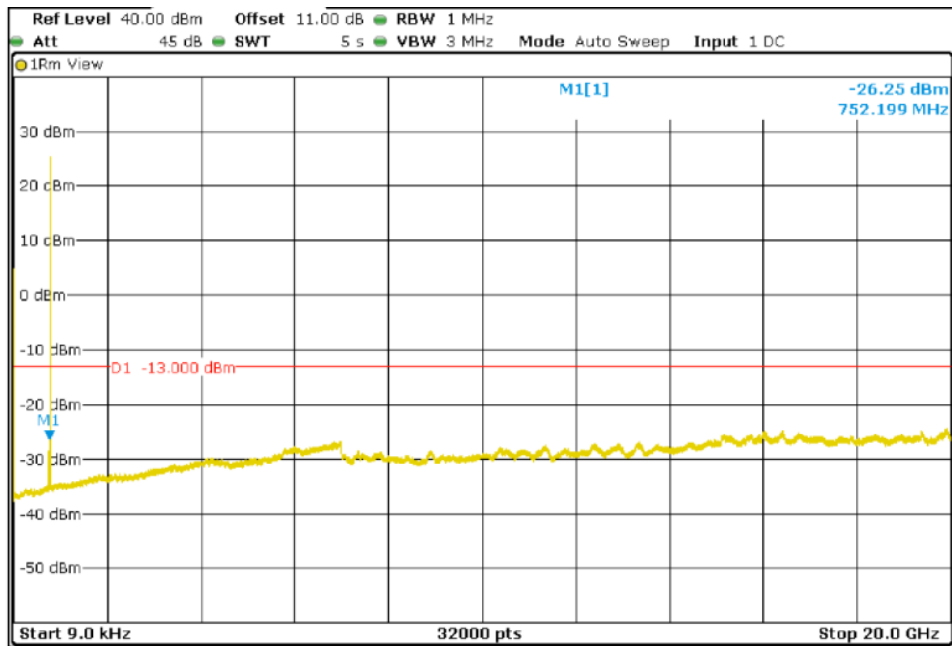
TEST RESULTS (Cont):

Highest Channel



LTE QPSK MODULATION. BW = 10 MHz

Middle Channel



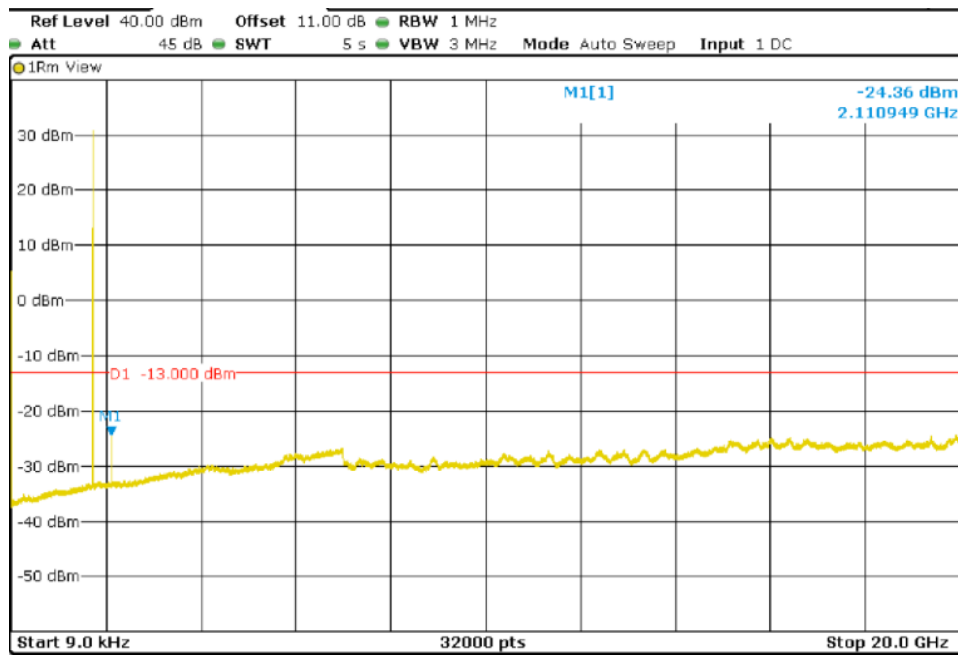
TESTED SAMPLES:	S/01																																																							
TESTED CONDITIONS MODES:	TC#05 (Band 66)																																																							
TEST RESULTS:	PASS																																																							
<p>Frequency range 9 kHz – 26 GHz</p> <p>LTE QPSK MODULATION. BW = 1.4 MHz</p> <p>Lowest Channel</p> <table border="1"> <thead> <tr> <th>Spurious frequency (MHz)</th> <th>Level (dBm)</th> <th>Measurement uncertainty (dB)</th> </tr> </thead> <tbody> <tr> <td>2110.94</td> <td>-24.36</td> <td>< ± 1.20</td> </tr> </tbody> </table> <p>Middle Channel</p> <table border="1"> <thead> <tr> <th>Spurious frequency (MHz)</th> <th>Level (dBm)</th> <th>Measurement uncertainty (dB)</th> </tr> </thead> <tbody> <tr> <td>2154.69</td> <td>-24.88</td> <td>< ± 1.20</td> </tr> </tbody> </table> <p>Highest Channel</p> <table border="1"> <thead> <tr> <th>Spurious frequency (MHz)</th> <th>Level (dBm)</th> <th>Measurement uncertainty (dB)</th> </tr> </thead> <tbody> <tr> <td>2179.69</td> <td>-24.94</td> <td>< ± 1.20</td> </tr> </tbody> </table> <p>LTE QPSK MODULATION. BW = 3 MHz</p> <p>Lowest Channel</p> <table border="1"> <thead> <tr> <th>Spurious frequency (MHz)</th> <th>Level (dBm)</th> <th>Measurement uncertainty (dB)</th> </tr> </thead> <tbody> <tr> <td>2112.19</td> <td>-23.22</td> <td>< ± 1.20</td> </tr> </tbody> </table> <p>Middle Channel</p> <table border="1"> <thead> <tr> <th>Spurious frequency (MHz)</th> <th>Level (dBm)</th> <th>Measurement uncertainty (dB)</th> </tr> </thead> <tbody> <tr> <td>2154.69</td> <td>-22.81</td> <td>< ± 1.20</td> </tr> </tbody> </table> <p>Highest Channel</p> <table border="1"> <thead> <tr> <th>Spurious frequency (MHz)</th> <th>Level (dBm)</th> <th>Measurement uncertainty (dB)</th> </tr> </thead> <tbody> <tr> <td>2178.44</td> <td>-22.83</td> <td>< ± 1.20</td> </tr> </tbody> </table> <p>LTE QPSK MODULATION. BW = 5 MHz</p> <p>Lowest Channel</p> <table border="1"> <thead> <tr> <th>Spurious frequency (MHz)</th> <th>Level (dBm)</th> <th>Measurement uncertainty (dB)</th> </tr> </thead> <tbody> <tr> <td>2111.56</td> <td>-22.91</td> <td>< ± 1.20</td> </tr> </tbody> </table> <p>Middle Channel</p> <table border="1"> <thead> <tr> <th>Spurious frequency (MHz)</th> <th>Level (dBm)</th> <th>Measurement uncertainty (dB)</th> </tr> </thead> <tbody> <tr> <td>2155.31</td> <td>-22.92</td> <td>< ± 1.20</td> </tr> </tbody> </table> <p>Highest Channel</p> <table border="1"> <thead> <tr> <th>Spurious frequency (MHz)</th> <th>Level (dBm)</th> <th>Measurement uncertainty (dB)</th> </tr> </thead> <tbody> <tr> <td>2177.19</td> <td>-22.7</td> <td>< ± 1.20</td> </tr> </tbody> </table>			Spurious frequency (MHz)	Level (dBm)	Measurement uncertainty (dB)	2110.94	-24.36	< ± 1.20	Spurious frequency (MHz)	Level (dBm)	Measurement uncertainty (dB)	2154.69	-24.88	< ± 1.20	Spurious frequency (MHz)	Level (dBm)	Measurement uncertainty (dB)	2179.69	-24.94	< ± 1.20	Spurious frequency (MHz)	Level (dBm)	Measurement uncertainty (dB)	2112.19	-23.22	< ± 1.20	Spurious frequency (MHz)	Level (dBm)	Measurement uncertainty (dB)	2154.69	-22.81	< ± 1.20	Spurious frequency (MHz)	Level (dBm)	Measurement uncertainty (dB)	2178.44	-22.83	< ± 1.20	Spurious frequency (MHz)	Level (dBm)	Measurement uncertainty (dB)	2111.56	-22.91	< ± 1.20	Spurious frequency (MHz)	Level (dBm)	Measurement uncertainty (dB)	2155.31	-22.92	< ± 1.20	Spurious frequency (MHz)	Level (dBm)	Measurement uncertainty (dB)	2177.19	-22.7	< ± 1.20
Spurious frequency (MHz)	Level (dBm)	Measurement uncertainty (dB)																																																						
2110.94	-24.36	< ± 1.20																																																						
Spurious frequency (MHz)	Level (dBm)	Measurement uncertainty (dB)																																																						
2154.69	-24.88	< ± 1.20																																																						
Spurious frequency (MHz)	Level (dBm)	Measurement uncertainty (dB)																																																						
2179.69	-24.94	< ± 1.20																																																						
Spurious frequency (MHz)	Level (dBm)	Measurement uncertainty (dB)																																																						
2112.19	-23.22	< ± 1.20																																																						
Spurious frequency (MHz)	Level (dBm)	Measurement uncertainty (dB)																																																						
2154.69	-22.81	< ± 1.20																																																						
Spurious frequency (MHz)	Level (dBm)	Measurement uncertainty (dB)																																																						
2178.44	-22.83	< ± 1.20																																																						
Spurious frequency (MHz)	Level (dBm)	Measurement uncertainty (dB)																																																						
2111.56	-22.91	< ± 1.20																																																						
Spurious frequency (MHz)	Level (dBm)	Measurement uncertainty (dB)																																																						
2155.31	-22.92	< ± 1.20																																																						
Spurious frequency (MHz)	Level (dBm)	Measurement uncertainty (dB)																																																						
2177.19	-22.7	< ± 1.20																																																						

TEST RESULTS (Cont):		
LTE QPSK MODULATION. BW = 10 MHz		
Lowest Channel		
Spurious frequency (MHz)	Level (dBm)	Measurement uncertainty (dB)
2117.19	-22.96	< ± 1.20
Middle Channel		
Spurious frequency (MHz)	Level (dBm)	Measurement uncertainty (dB)
2156.56	-22.95	< ± 1.20
Highest Channel		
Spurious frequency (MHz)	Level (dBm)	Measurement uncertainty (dB)
2175.94	-22.42	< ± 1.20
LTE QPSK MODULATION. BW = 15 MHz		
Lowest Channel		
Spurious frequency (MHz)	Level (dBm)	Measurement uncertainty (dB)
2117.81	-24.47	< ± 1.20
Middle Channel		
Spurious frequency (MHz)	Level (dBm)	Measurement uncertainty (dB)
2150.31	-24.31	< ± 1.20
Highest Channel		
Spurious frequency (MHz)	Level (dBm)	Measurement uncertainty (dB)
2173.44	-24.39	< ± 1.20
LTE QPSK MODULATION. BW = 20 MHz		
Lowest Channel		
Spurious frequency (MHz)	Level (dBm)	Measurement uncertainty (dB)
2117.81	-25.49	< ± 1.20
Middle Channel		
Spurious frequency (MHz)	Level (dBm)	Measurement uncertainty (dB)
2157.81	-25.45	< ± 1.20
Highest Channel		
Spurious frequency (MHz)	Level (dBm)	Measurement uncertainty (dB)
2172.81	-25.36	< ± 1.20

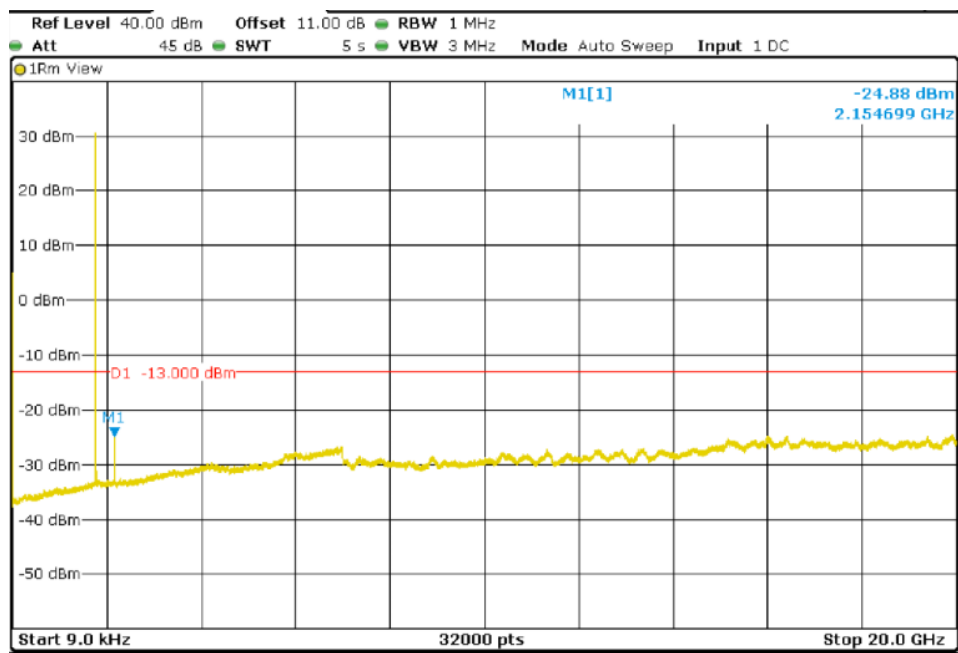
TEST RESULTS (Cont):

LTE QPSK MODULATION. BW = 1.4MHz

Lowest Channel

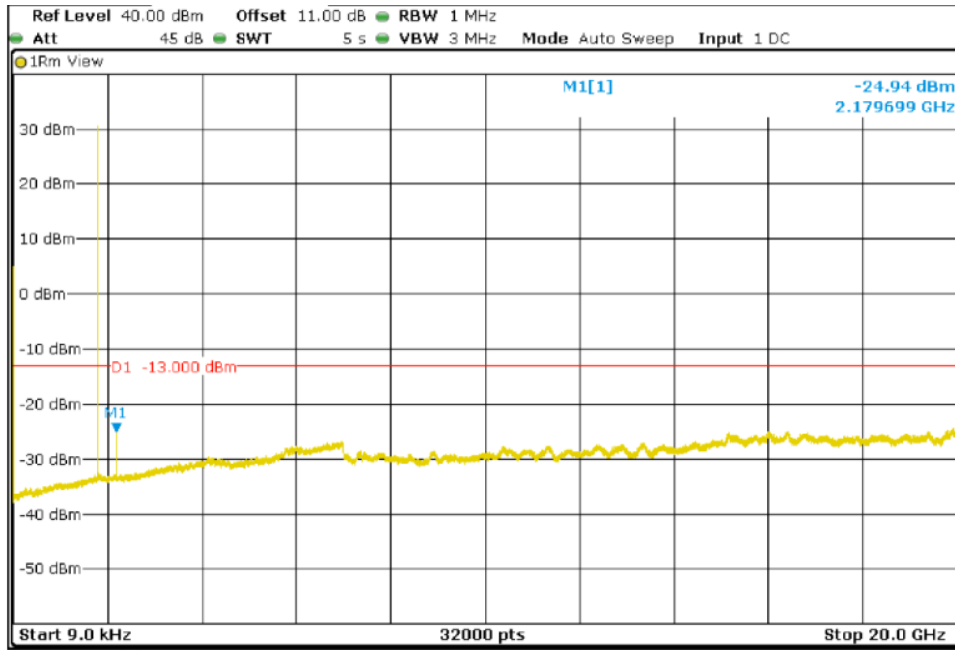


Middle Channel



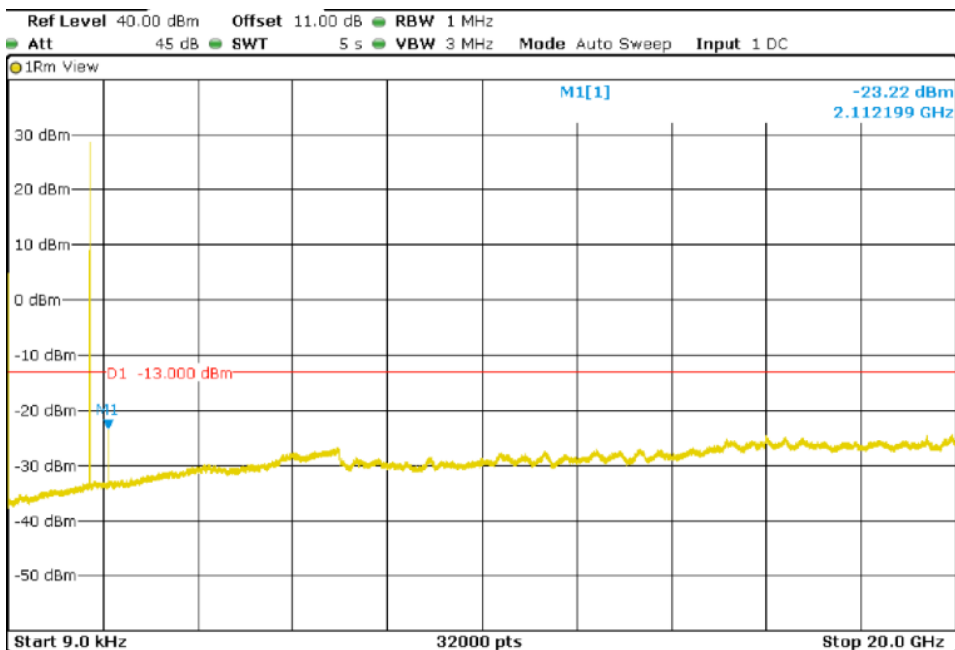
TEST RESULTS (Cont):

Highest Channel



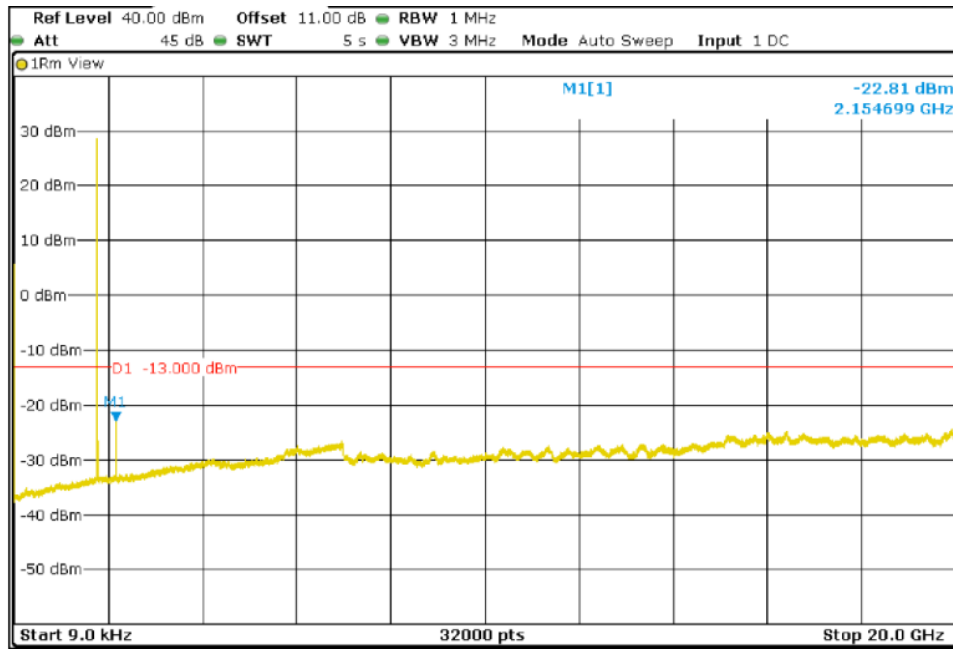
LTE QPSK MODULATION. BW = 3 MHz

Lowest Channel

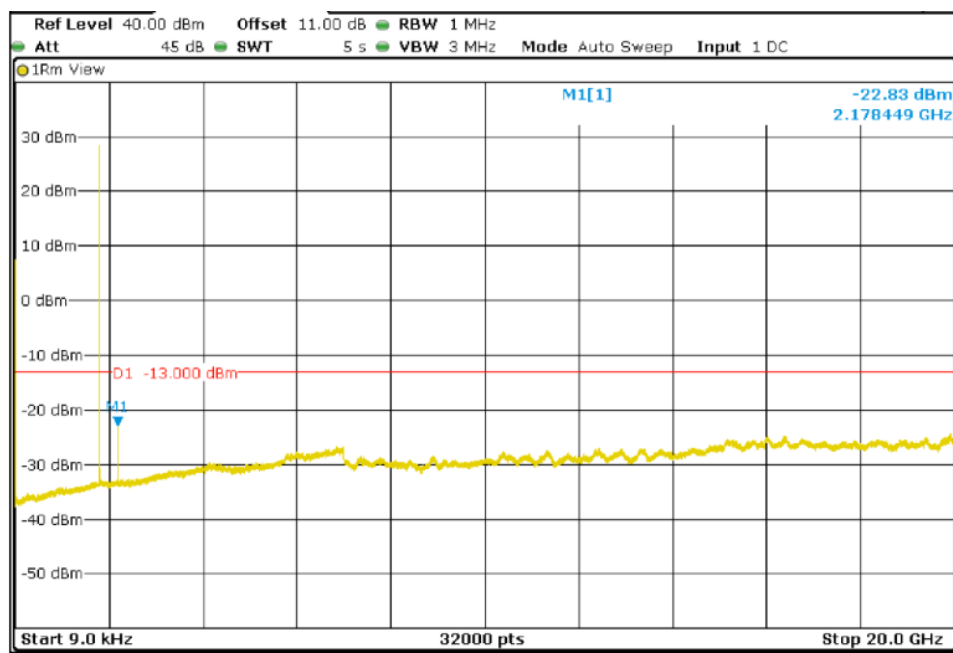


TEST RESULTS (Cont):

Middle Channel



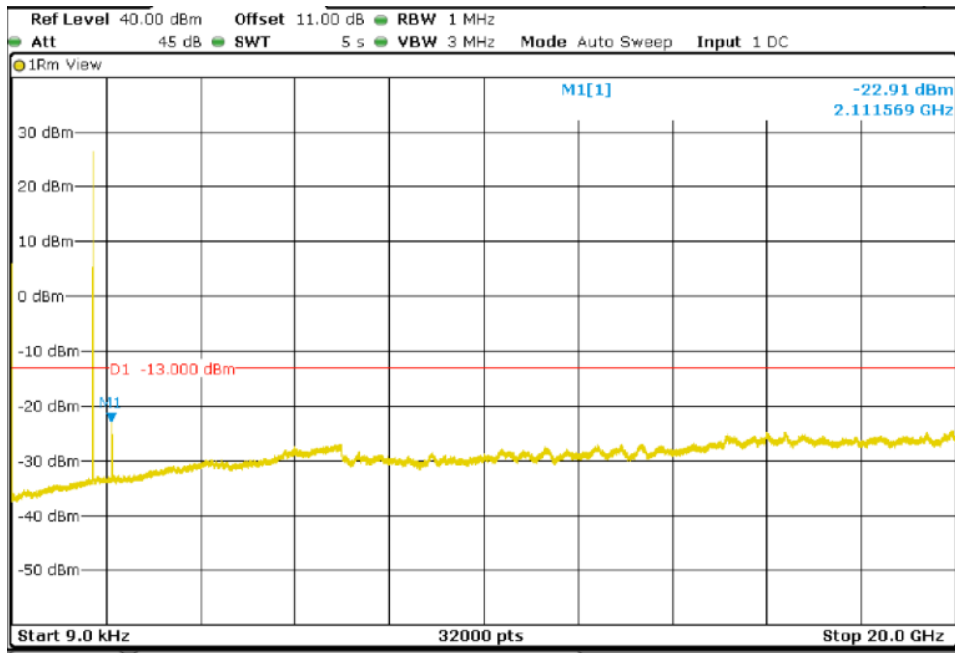
Highest Channel



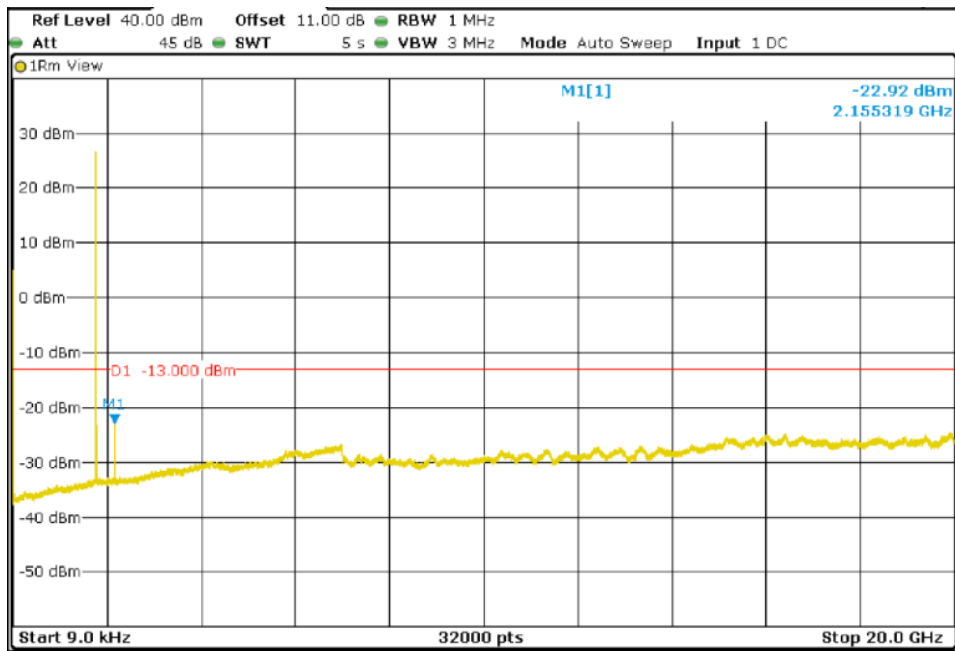
TEST RESULTS (Cont):

LTE QPSK MODULATION. BW = 5 MHz

Lowest Channel

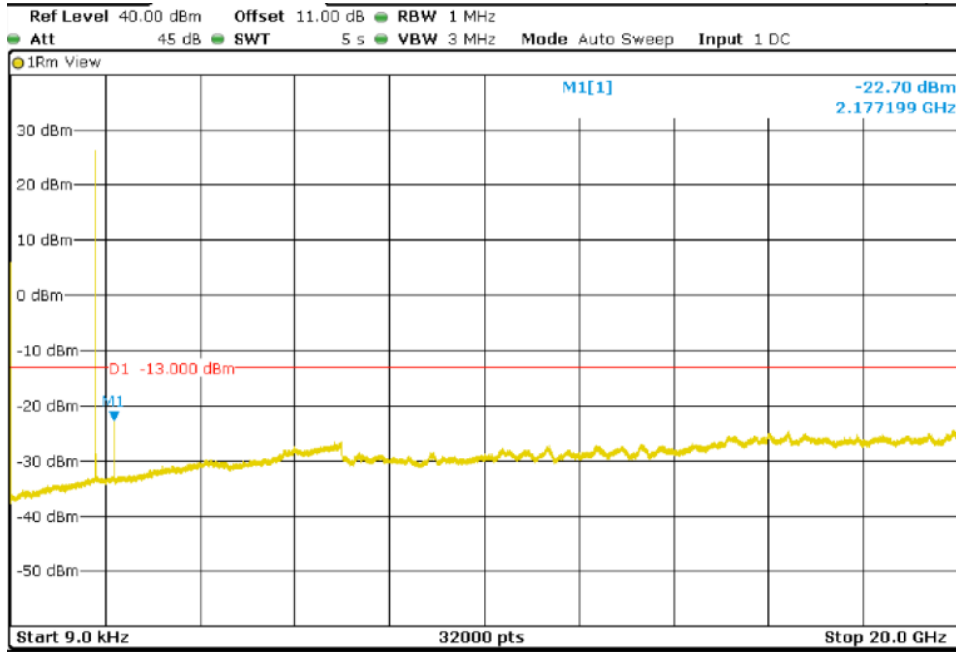


Middle Channel



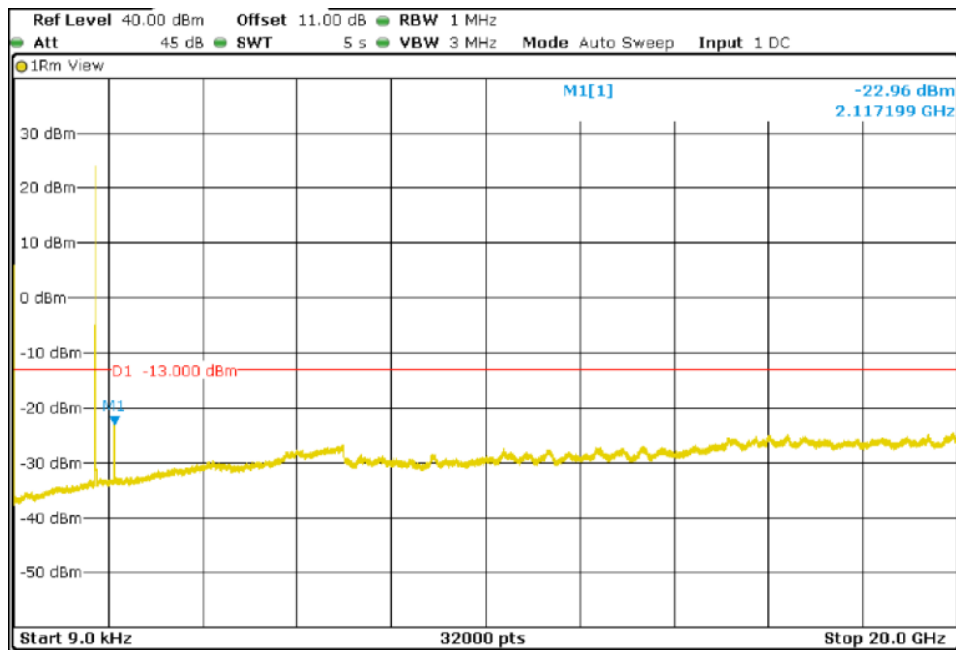
TEST RESULTS (Cont):

Highest Channel



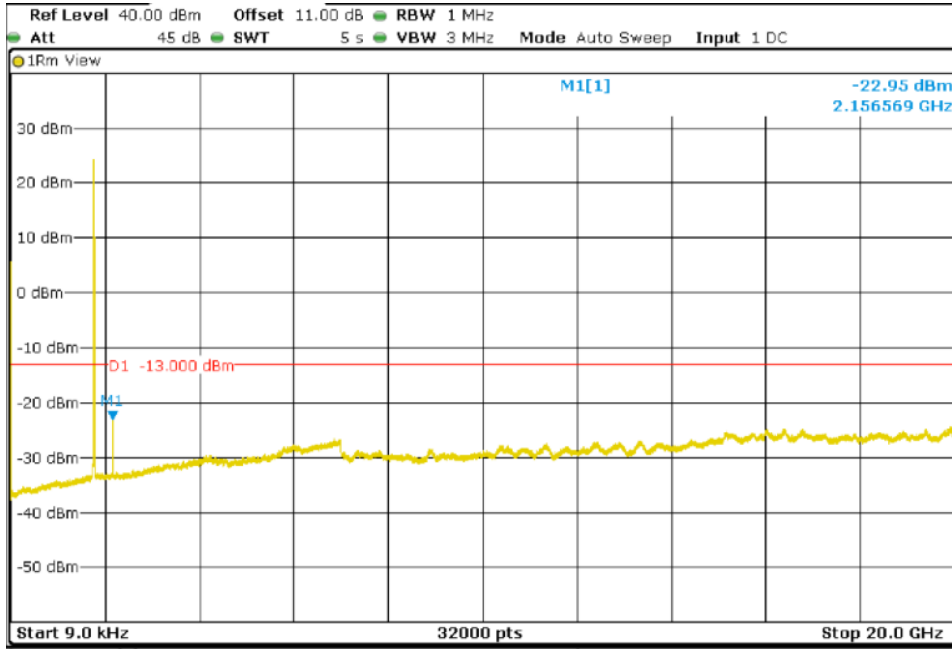
LTE QPSK MODULATION. BW = 10 MHz

Lowest Channel

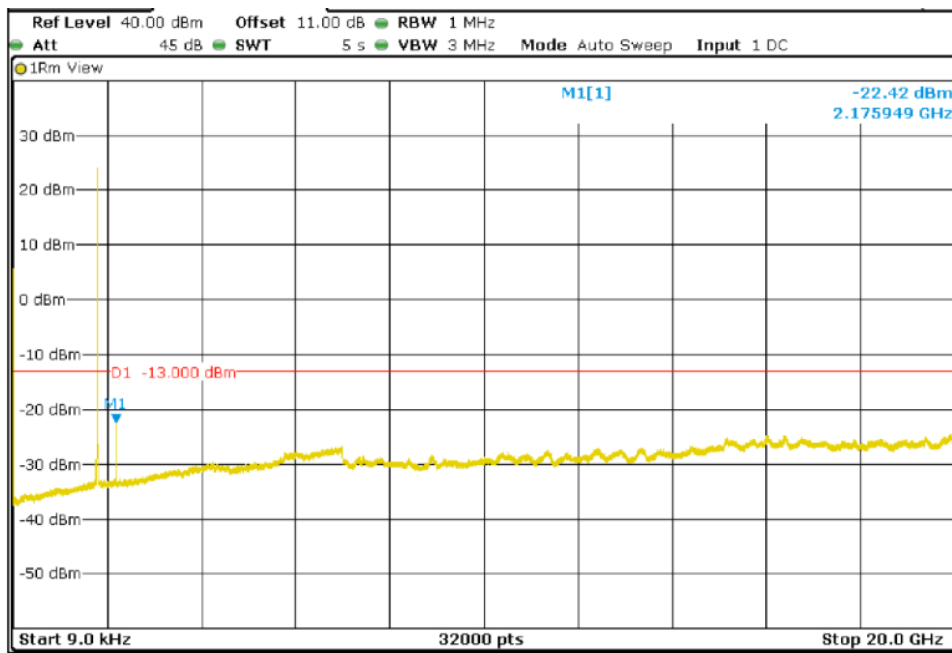


TEST RESULTS (Cont):

Middle Channel



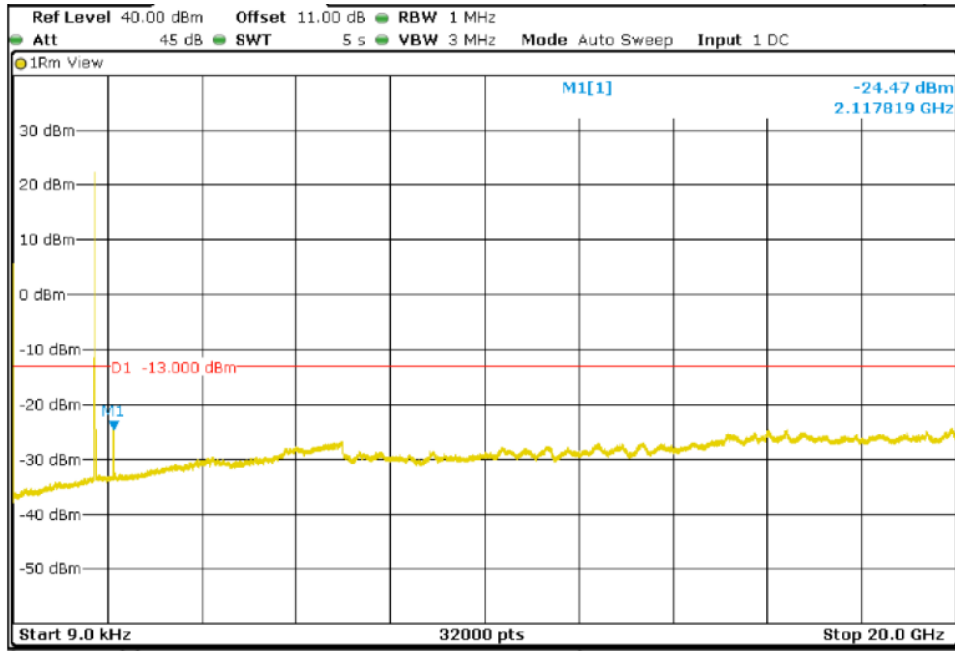
Highest Channel



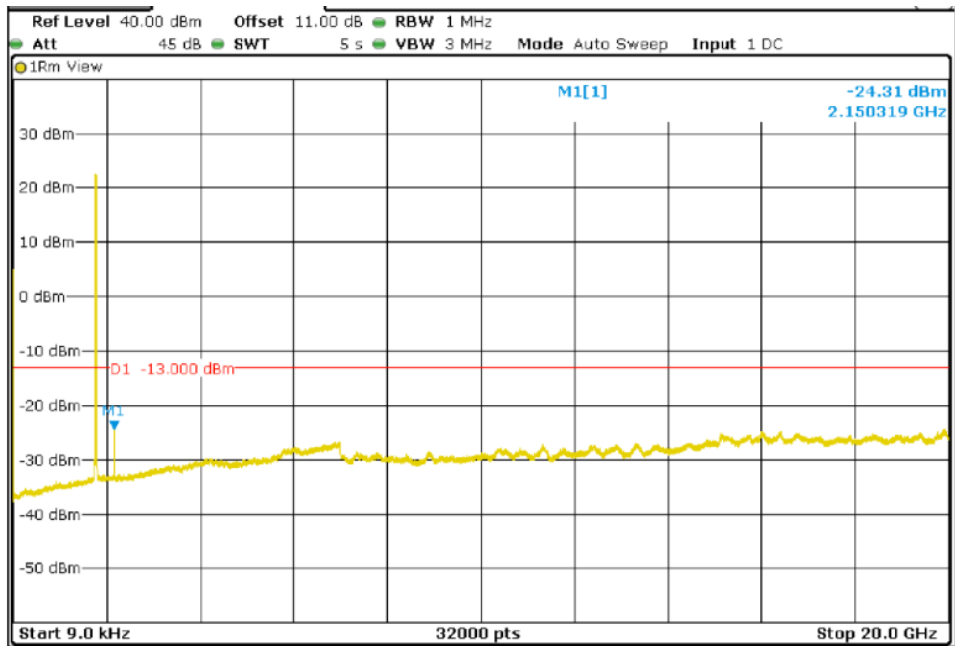
TEST RESULTS (Cont):

LTE QPSK MODULATION. BW = 15 MHz

Lowest Channel

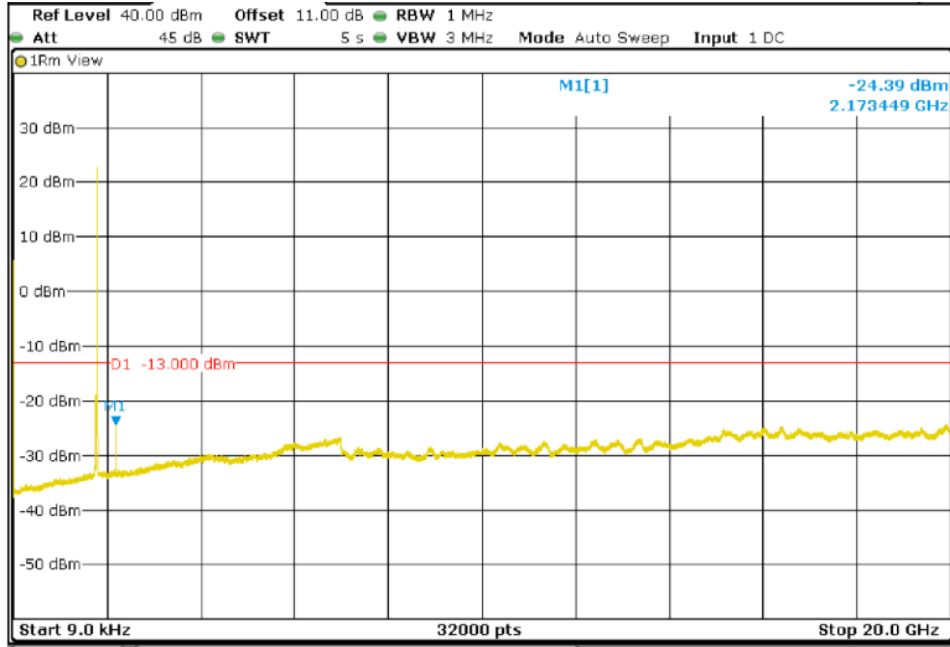


Middle Channel



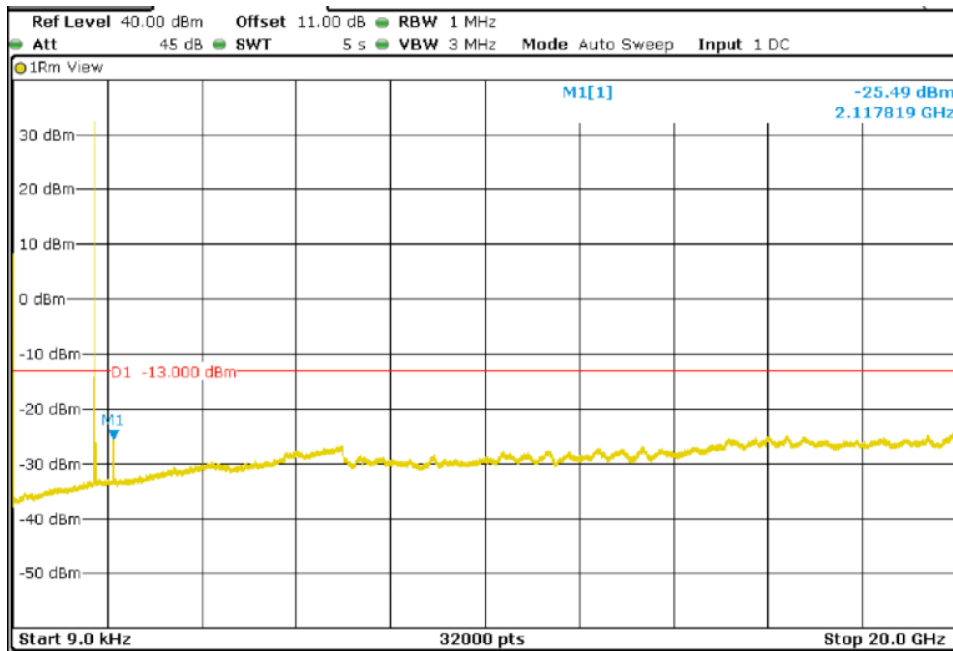
TEST RESULTS (Cont):

Highest Channel



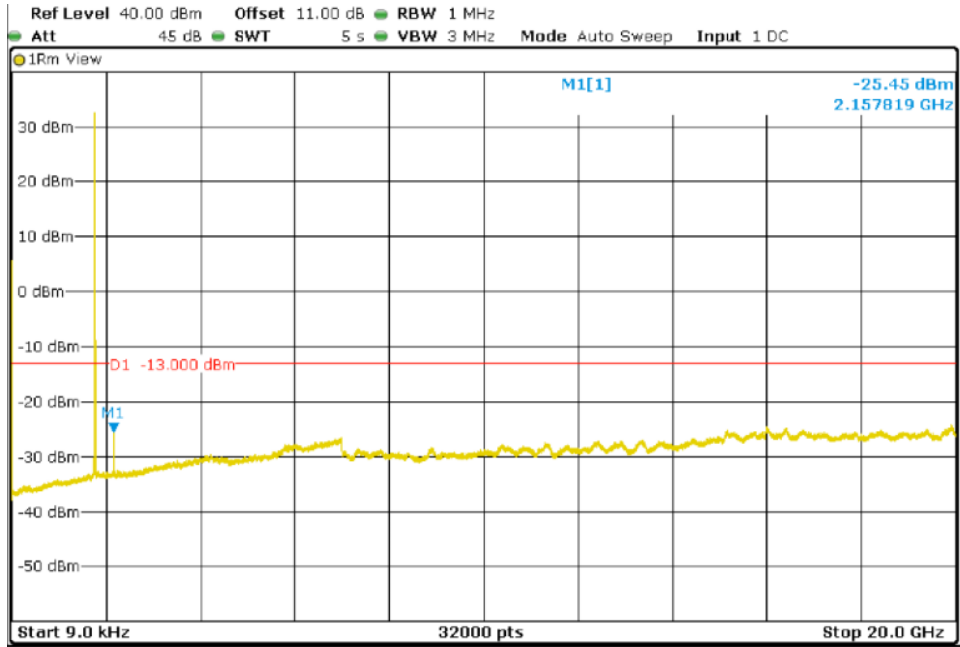
LTE QPSK MODULATION. BW = 20 MHz

Lowest Channel

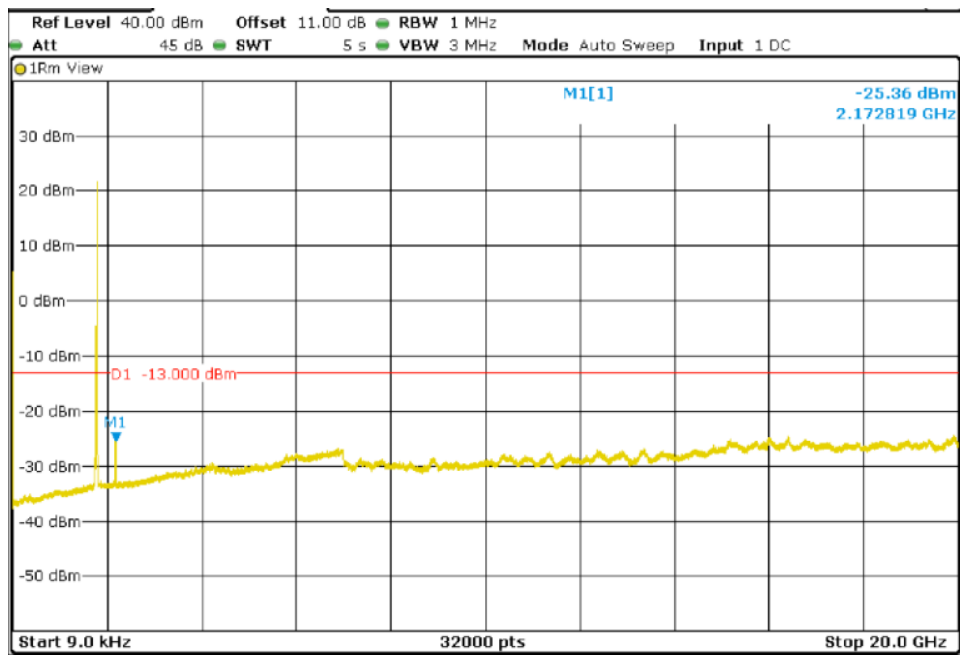


TEST RESULTS (Cont):

Middle Channel



Highest Channel



TEST A.6: SPURIOUS EMISSIONS AT ANTENNA TERMINALS AT BLOCK EDGES

LIMITS:	Product standard:	FCC Part 27 / IC RSS-199
	Test standard:	FCC § 27.53 / RSS- Clause 4.5

LIMITS

According to specification, the power of emissions shall be attenuated below the transmitter power (P) by a factor of at least $43 + 10 \log (P)$ dB. P in watts.

At P_o transmitting power of 2 watts (33 dBm), the specified minimum attenuation becomes $43+10\log (P_o)$. and the level in dBm relative to P_o becomes:

$$P_o \text{ (dBm)} - [43 + 10 \log (P_o \text{ in watts})] = -13 \text{ dBm}$$

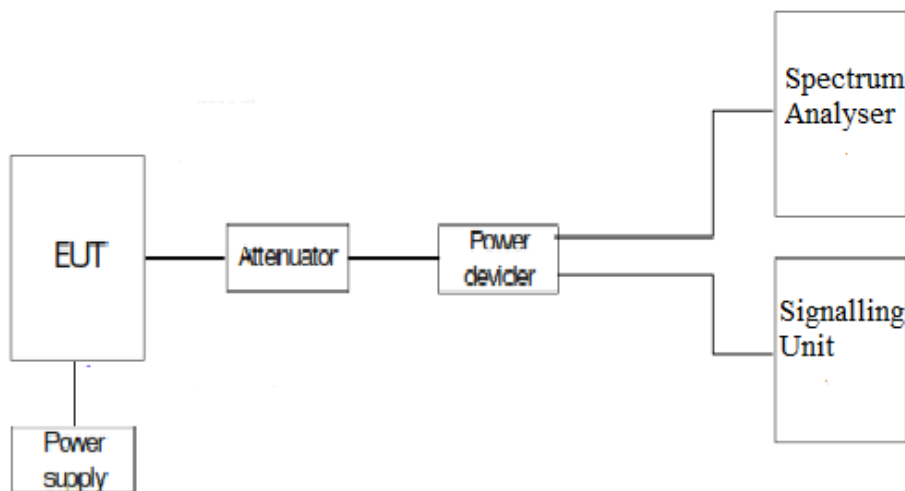
TEST SETUP

The EUT RF output connector was connected to a spectrum analyzer and to the Universal Radio Communication Tester R&S CMW500 (selecting maximum transmission power of the EUT and different modes of modulation) using a 50-ohm attenuator and a power splitter.

The reading of the spectrum analyzer is corrected with the attenuation loss of connection between output terminal of EUT and input of the spectrum analyzer.

For LTE mode the configuration of modulation which is the worst case for conducted power was used.

As indicated in FCC part 27.53 (h) (3), in the 1 MHz bands immediately outside and adjacent to the licensee's frequency block or band, a resolution bandwidth of at least one percent of the emission bandwidth of the fundamental emission of the transmitter may be employed.

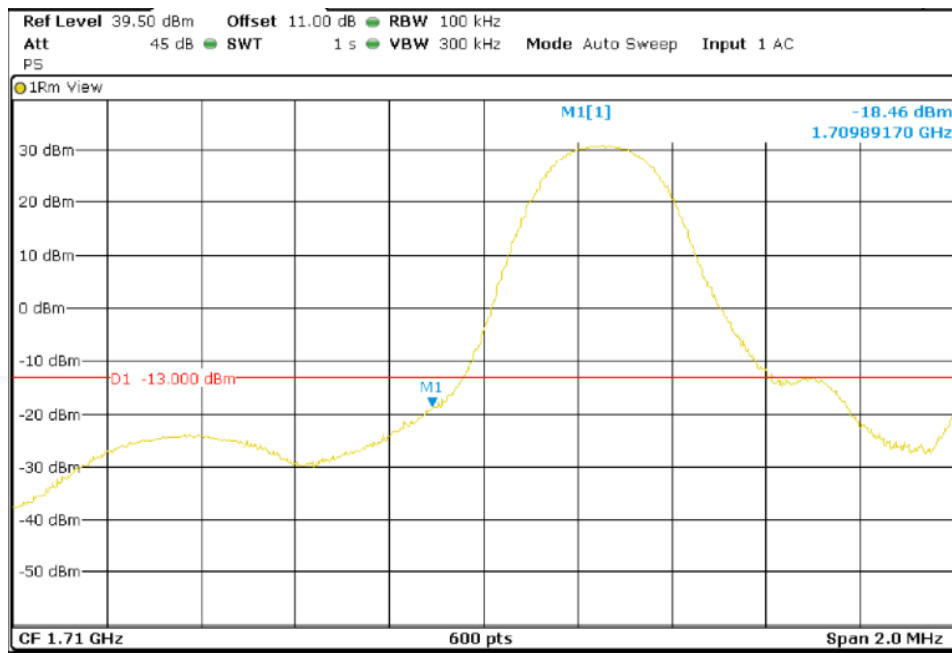


TESTED SAMPLES:		S/01				
TESTED CONDITIONS MODES:		TC#01 (Band 4)				
TEST RESULTS:		PASS				
LTE QPSK MODULATION	RB=1. Offset=0. BW=1.4 MHz	RB=1. Offset =0. BW = 3 MHz	RB=1. Offset =0. BW = 5 MHz	RB=1. Offset =0. BW = 10 MHz	RB=1. Offset =0. BW = 15 MHz	RB=1. Offset =0. BW = 20 MHz
Maximum measured level at lowest Block Edge at antenna port (dBm)	-18.46	-20.43	-19.87	-20.67	-20.85	-18.62
LTE QPSK MODULATION:	RB= All. Offset=0. BW=1.4 MHz	RB= All. Offset =0. BW = 3 MHz	RB= All. Offset =0. BW = 5 MHz	RB= All. Offset =0. BW = 10 MHz	RB= All. Offset =0. BW = 15 MHz	RB= All. Offset =0. BW = 20 MHz
Maximum measured level at lowest Block Edge at antenna port (dBm)	-16.78	-17.56	-17.7	-19.09	-18.25	-20.38
LTE QPSK MODULATION:	RB= 1. Offset=Max. BW=1.4 MHz	RB= 1. Offset=Max. BW = 3 MHz	RB= 1. Offset=Max. BW = 5 MHz	RB= 1. Offset=Max. BW = 10 MHz	RB= 1. Offset=Max. BW = 15 MHz	RB= 1. Offset=Max. BW = 20 MHz
Maximum measured level at highest Block Edge at antenna port (dBm)	-19.41	-21.73	-21.59	-22.89	-18.71	-20.88
LTE QPSK MODULATION:	RB= All. Offset=0. BW=1.4 MHz	RB= All. Offset =0. BW = 3 MHz	RB= All. Offset =0. BW = 5 MHz	RB= All. Offset =0. BW = 10 MHz	RB= All. Offset =0. BW = 15 MHz	RB= All. Offset =0. BW = 20 MHz
Maximum measured level at highest Block Edge at antenna port (dBm)	-20.41	-24.62	-23.94	-22.78	-20.62	-24

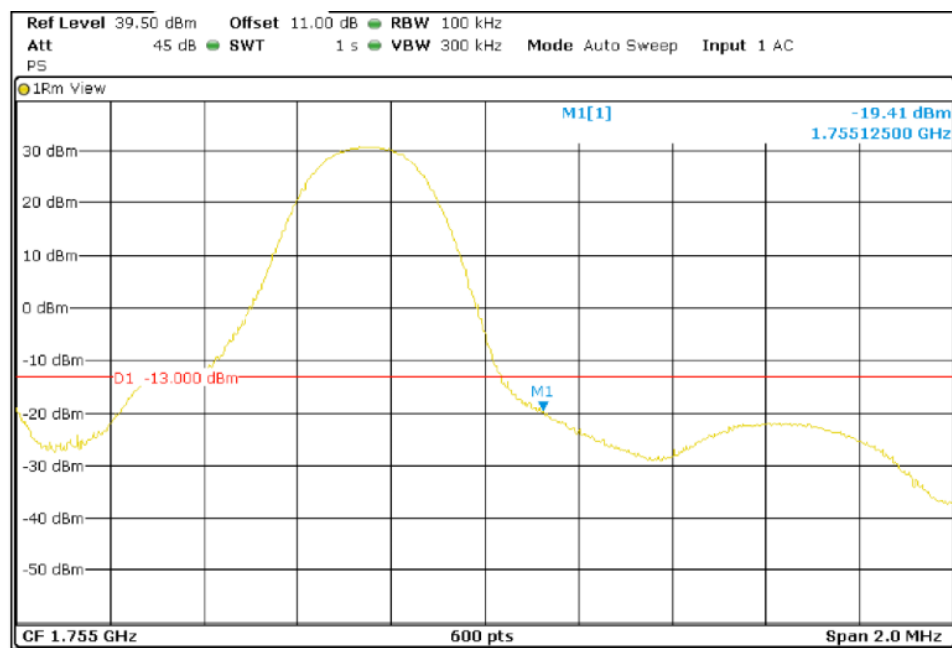
TEST RESULTS (Cont):

LTE QPSK MODULATION. RB = 1. Offset = 0. BW = 1.4 MHz

Lowest Channel



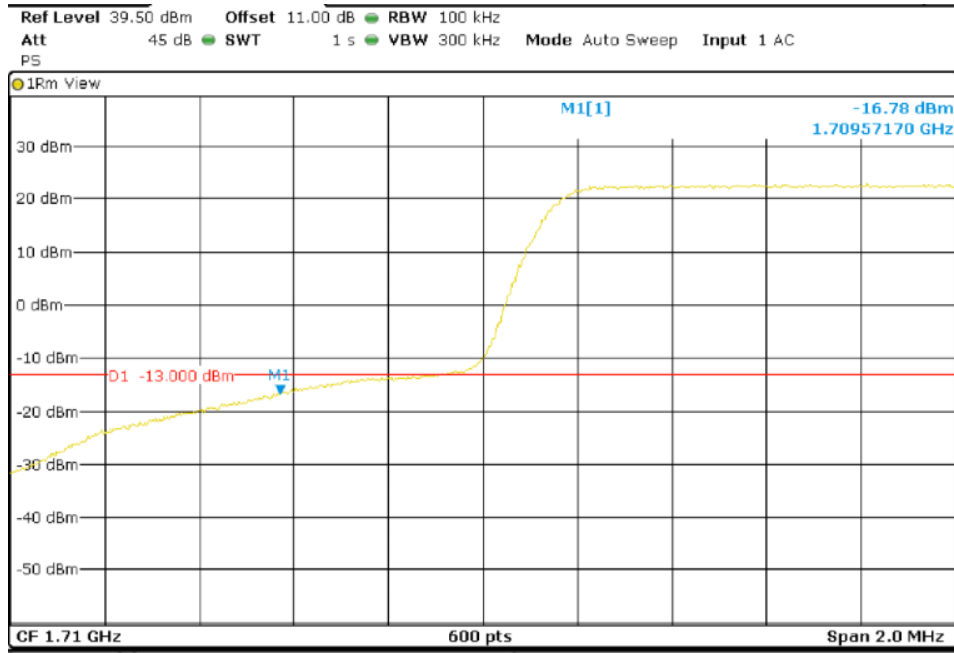
Highest Channel



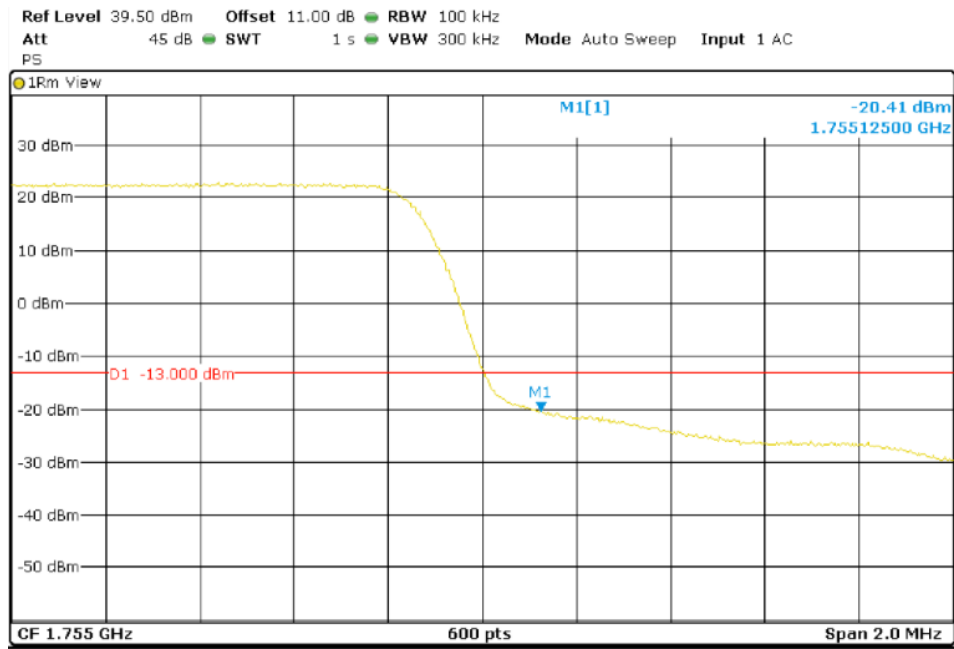
TEST RESULTS (Cont):

LTE QPSK MODULATION. RB = 6. Offset = 0. BW = 1.4 MHz

Lowest Channel



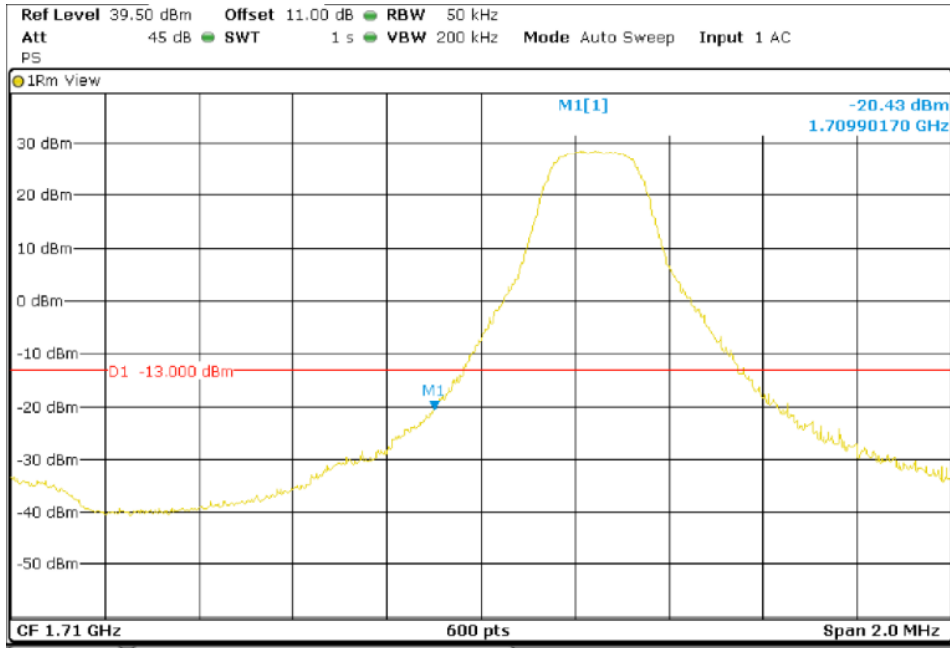
Highest Channel



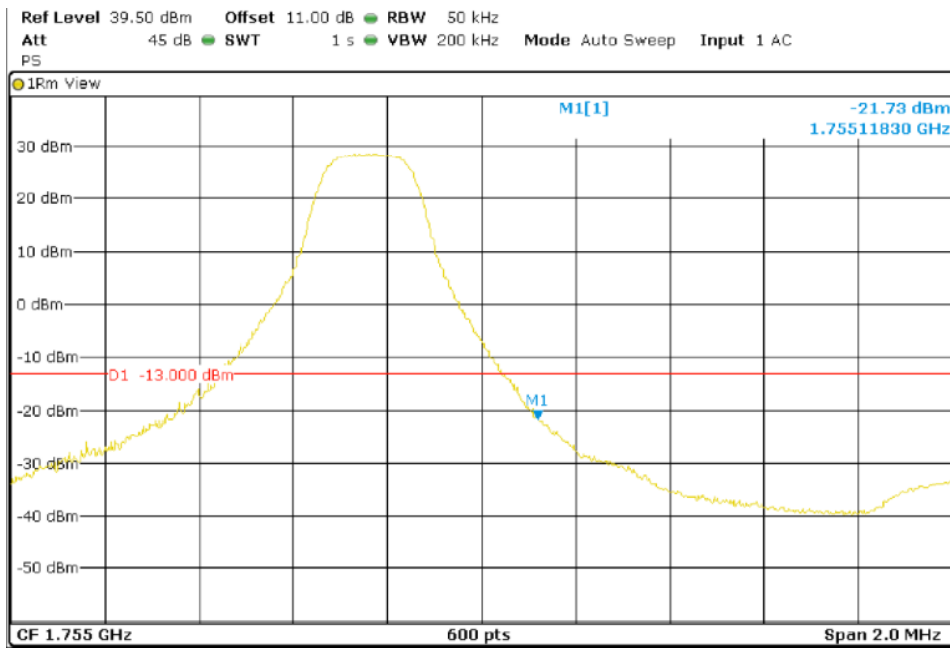
TEST RESULTS (Cont):

LTE QPSK MODULATION. RB = 1. Offset = 0. BW = 3 MHz

Lowest Channel



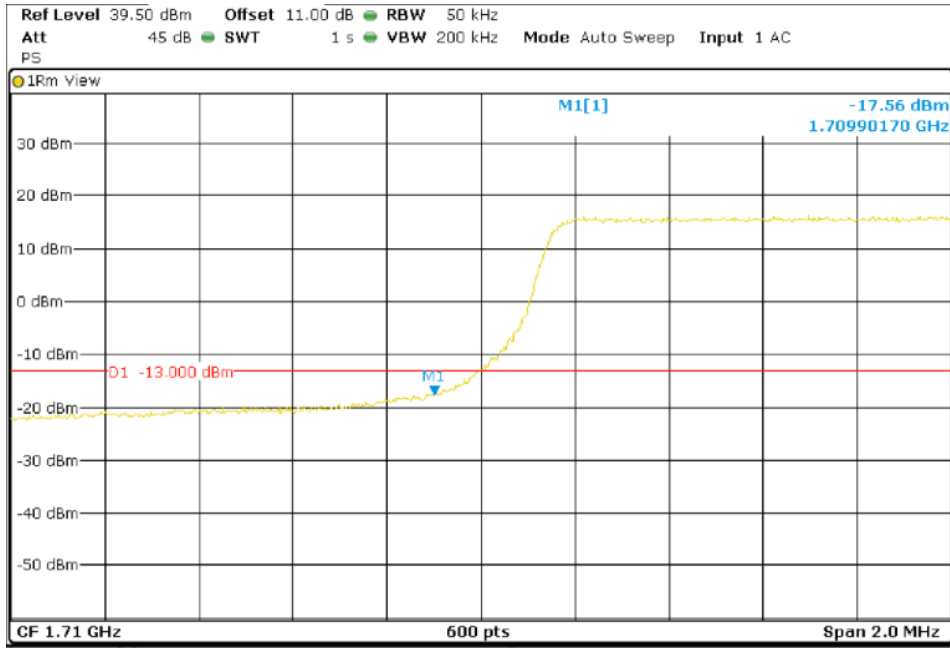
Highest Channel



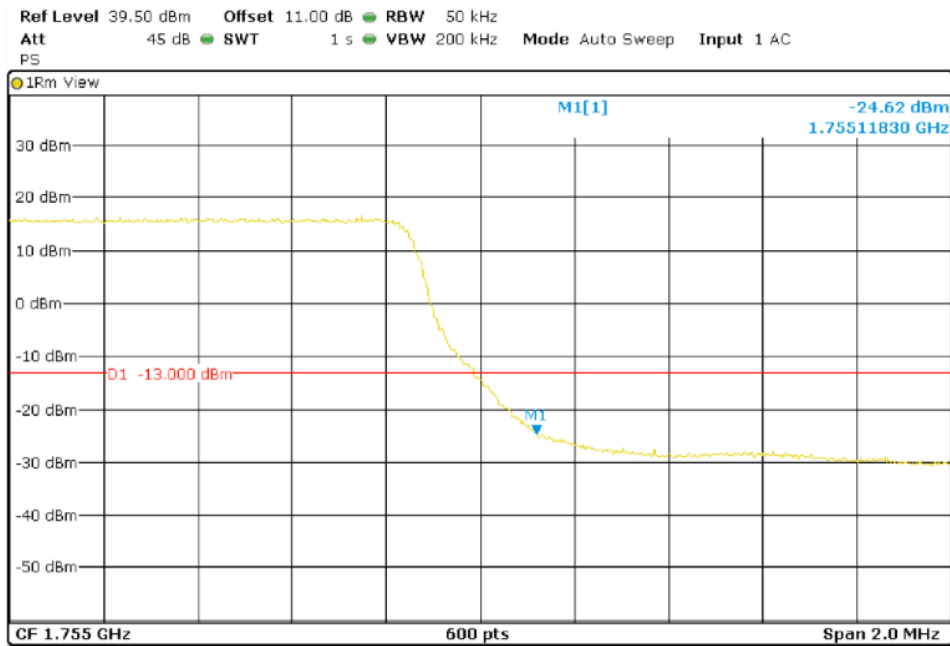
TEST RESULTS (Cont):

LTE QPSK MODULATION. RB = 15. Offset = 0. BW = 3 MHz

Lowest Channel



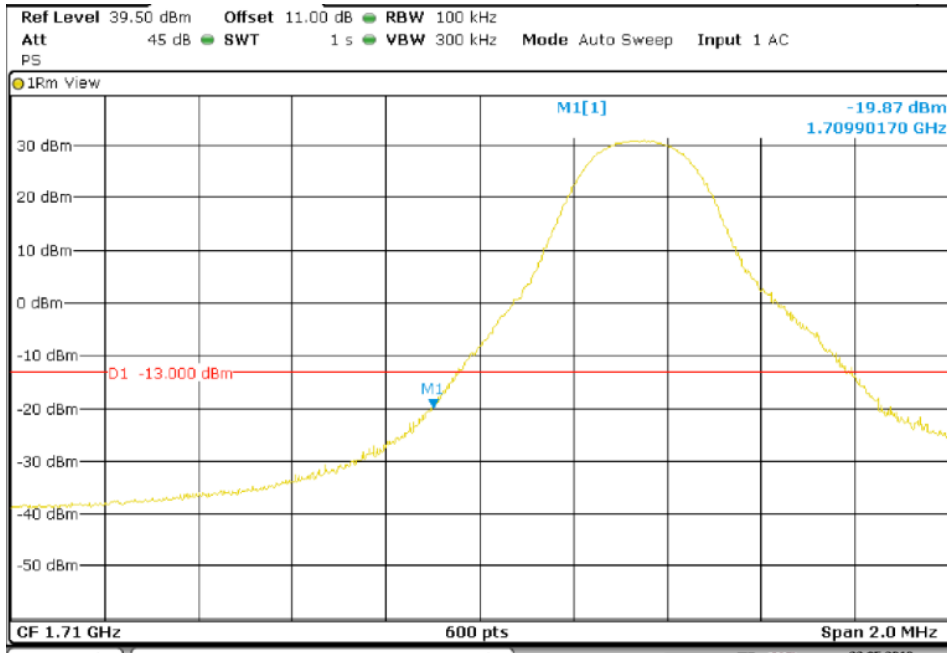
Highest Channel



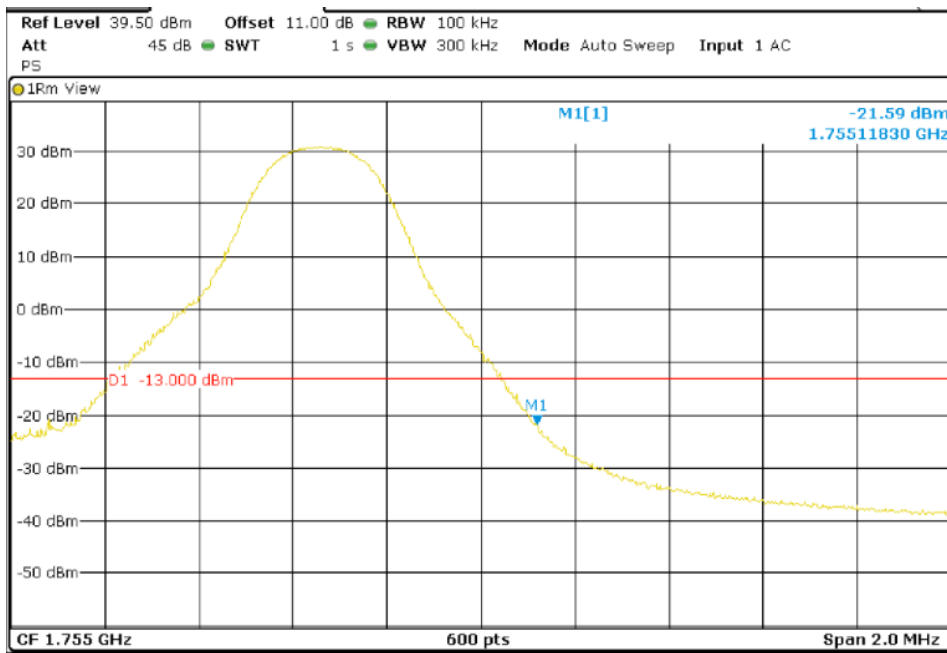
TEST RESULTS (Cont):

LTE QPSK MODULATION. RB = 1. Offset = 0. BW = 5 MHz

Lowest Channel



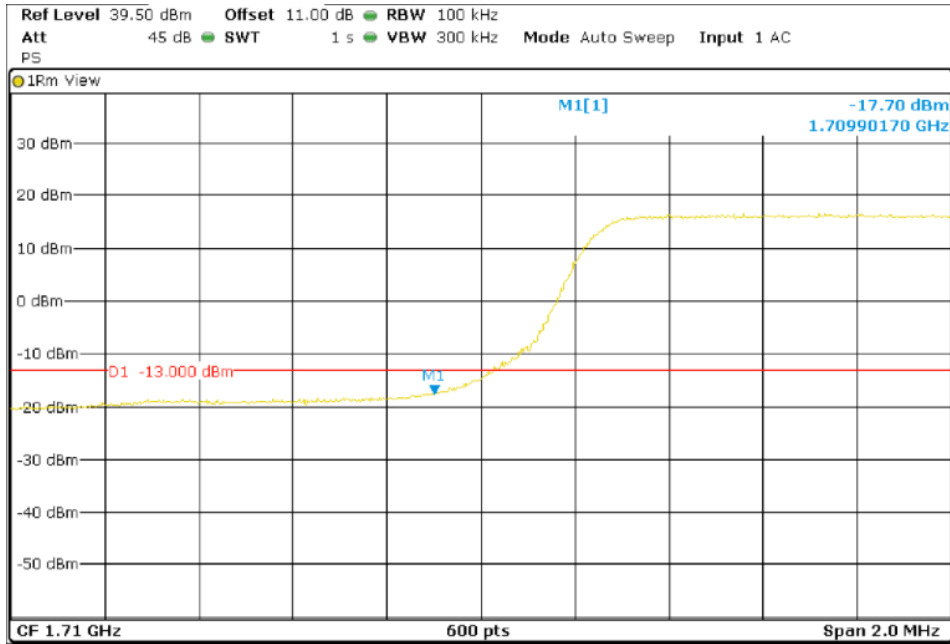
Highest Channel



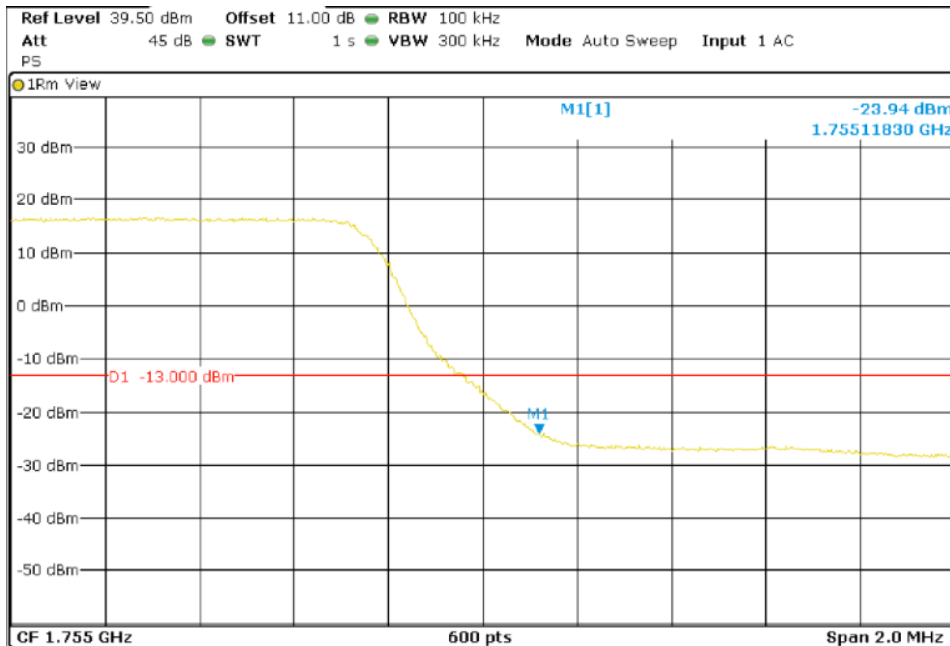
TEST RESULTS (Cont):

LTE QPSK MODULATION. RB = 25. Offset = 0. BW = 5 MHz

Lowest Channel



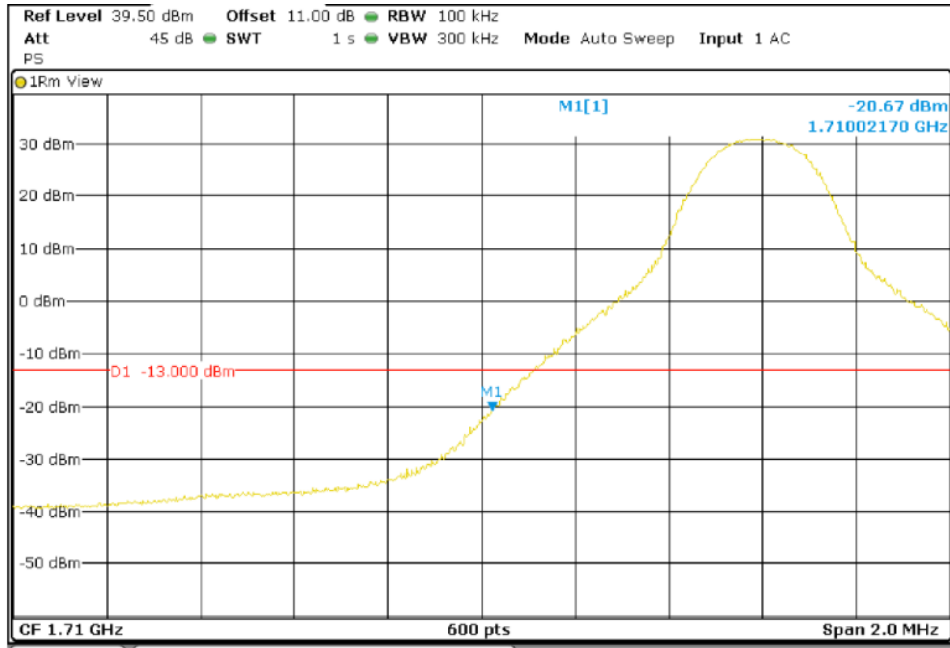
Highest Channel



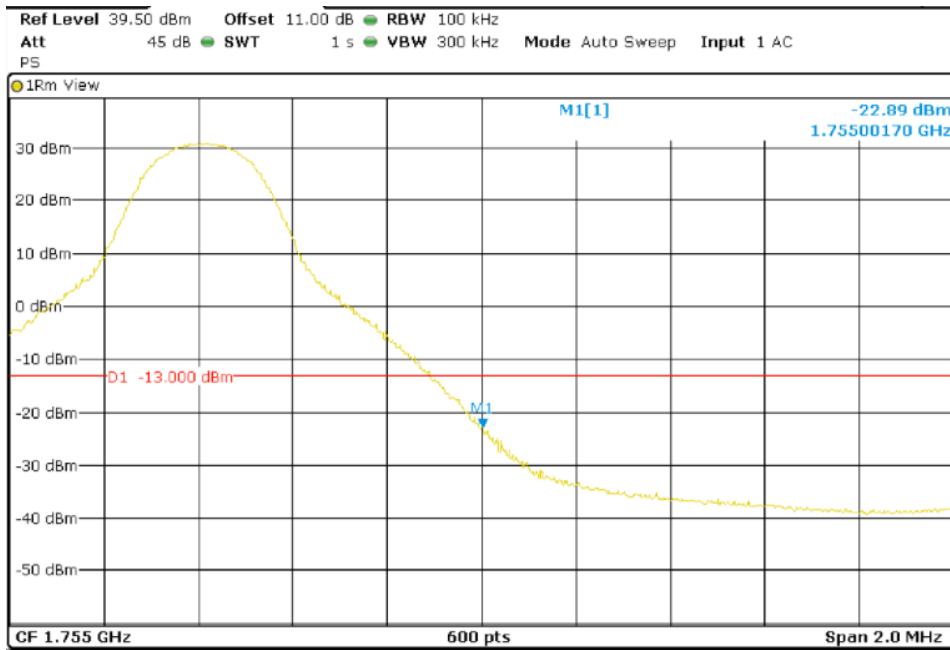
TEST RESULTS (Cont):

LTE QPSK MODULATION. RB = 1. Offset = 0. BW = 10 MHz

Lowest Channel



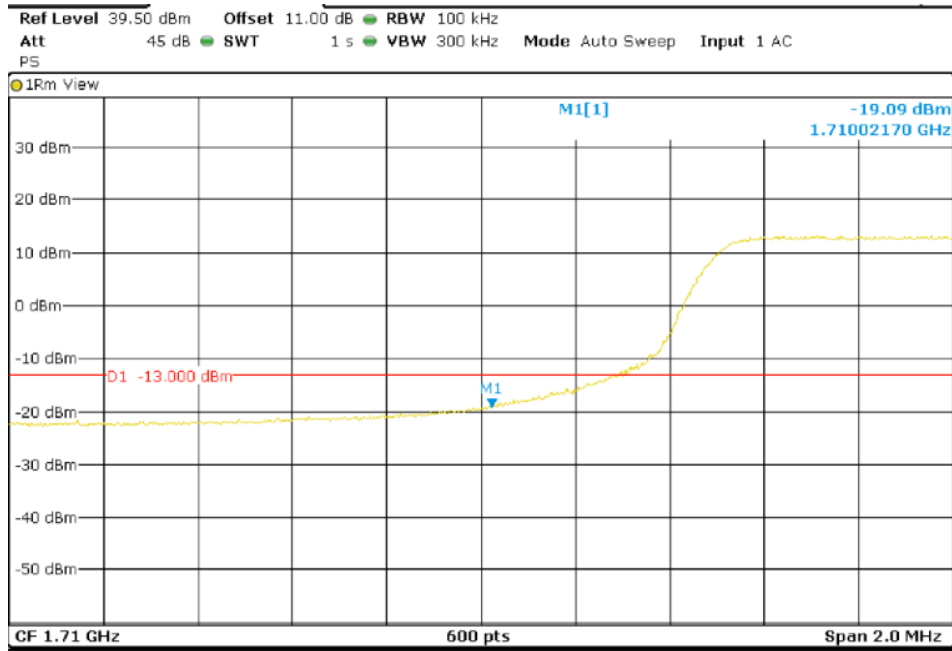
Highest Channel



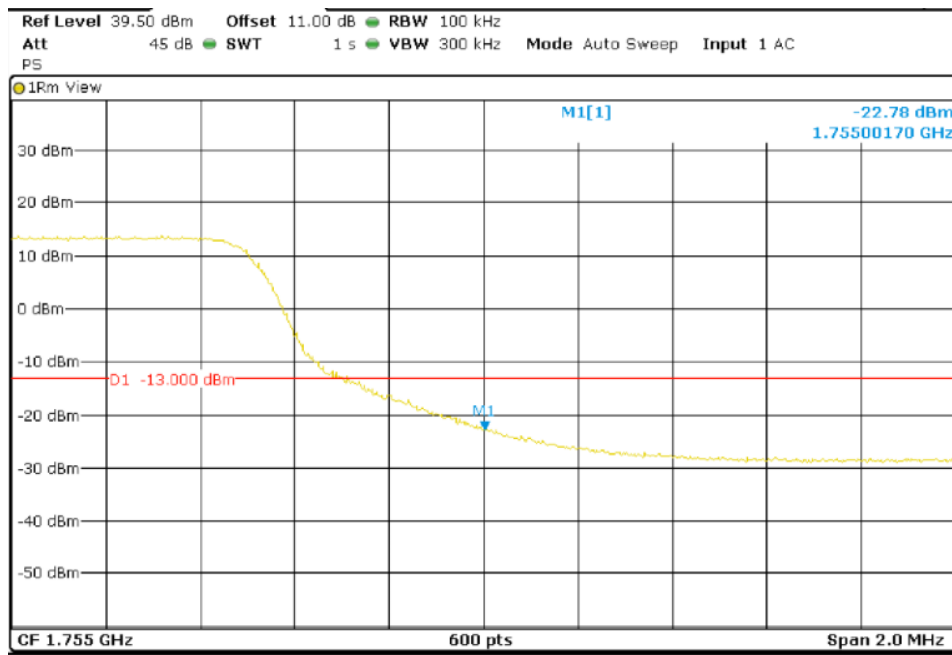
TEST RESULTS (Cont):

LTE QPSK MODULATION. RB = 50. Offset = 0. BW = 10 MHz

Lowest Channel



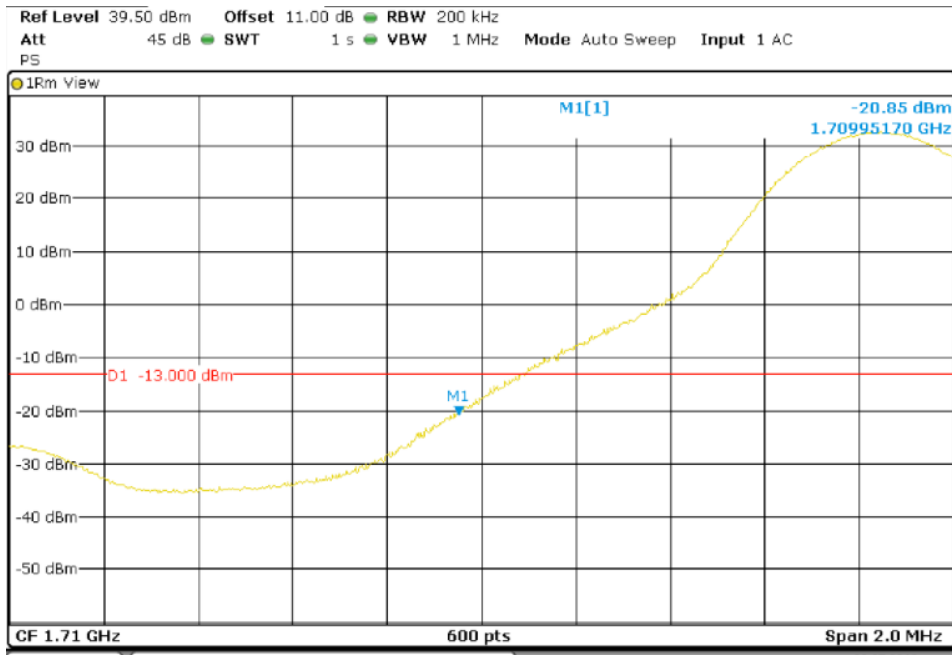
Highest Channel



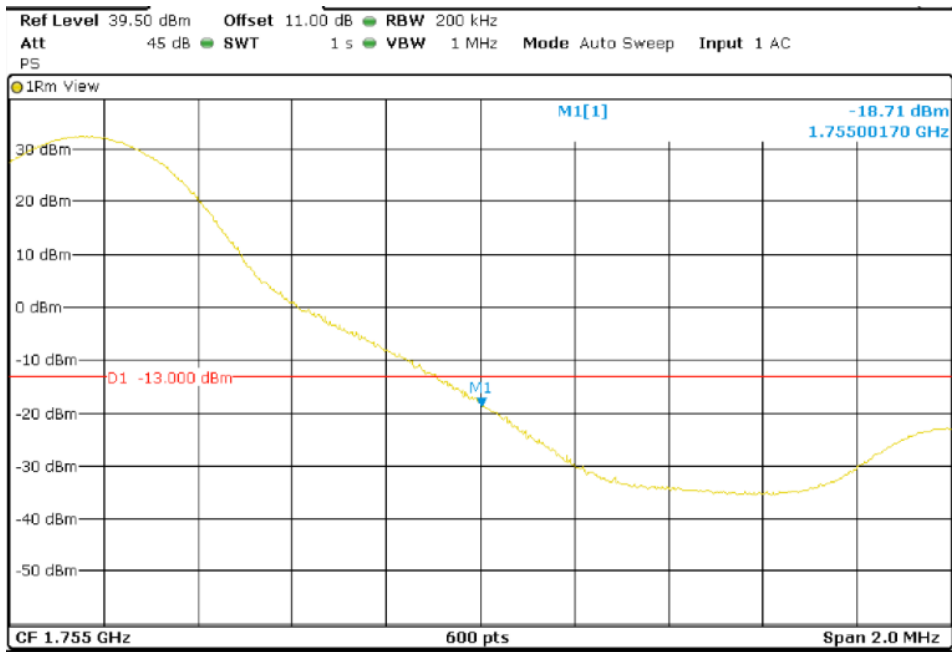
TEST RESULTS (Cont):

LTE QPSK MODULATION. RB = 1. Offset = 0. BW = 15 MHz

Lowest Channel



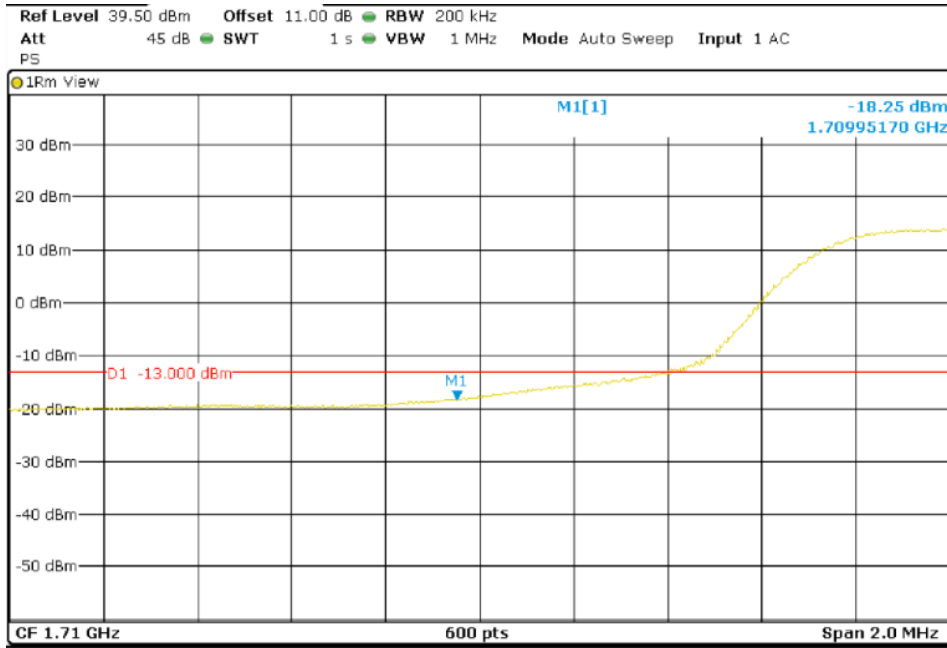
Highest Channel



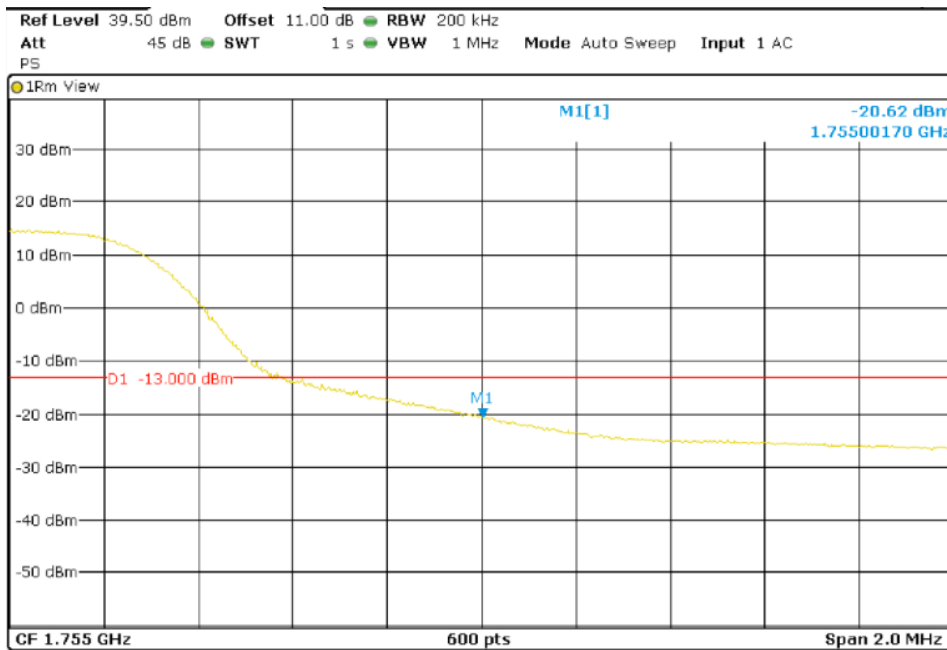
TEST RESULTS (Cont):

LTE QPSK MODULATION. RB = 75. Offset = 0. BW = 15 MHz

Lowest Channel



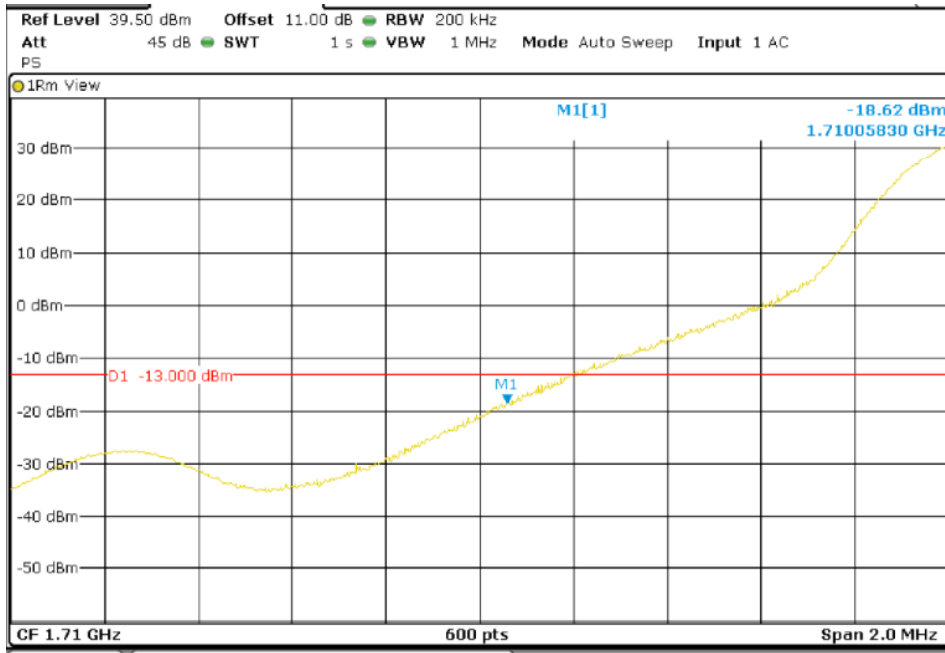
Highest Channel



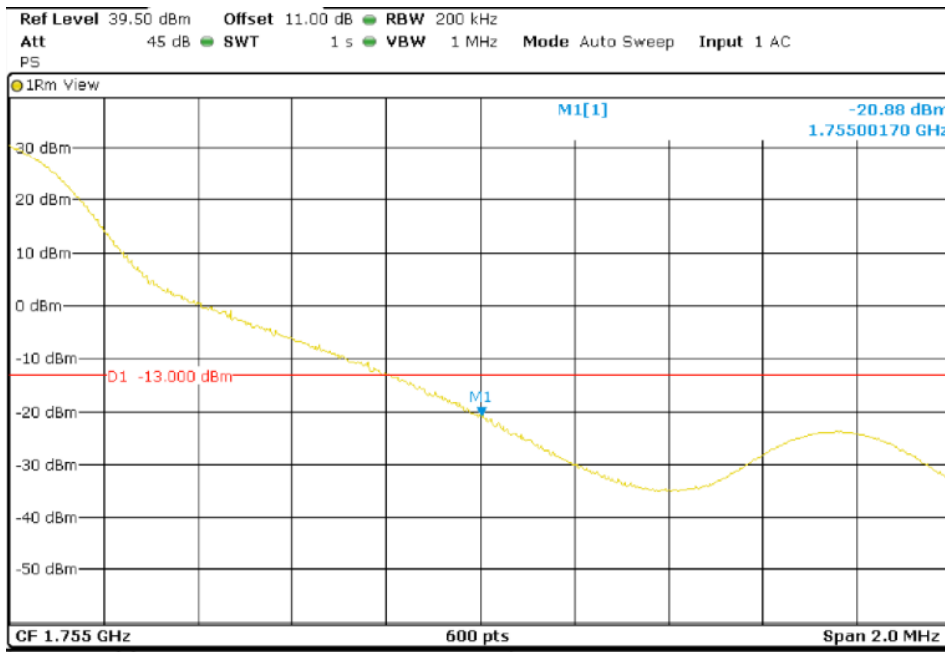
TEST RESULTS (Cont):

LTE QPSK MODULATION. RB = 1. Offset = 0. BW = 20 MHz

Lowest Channel



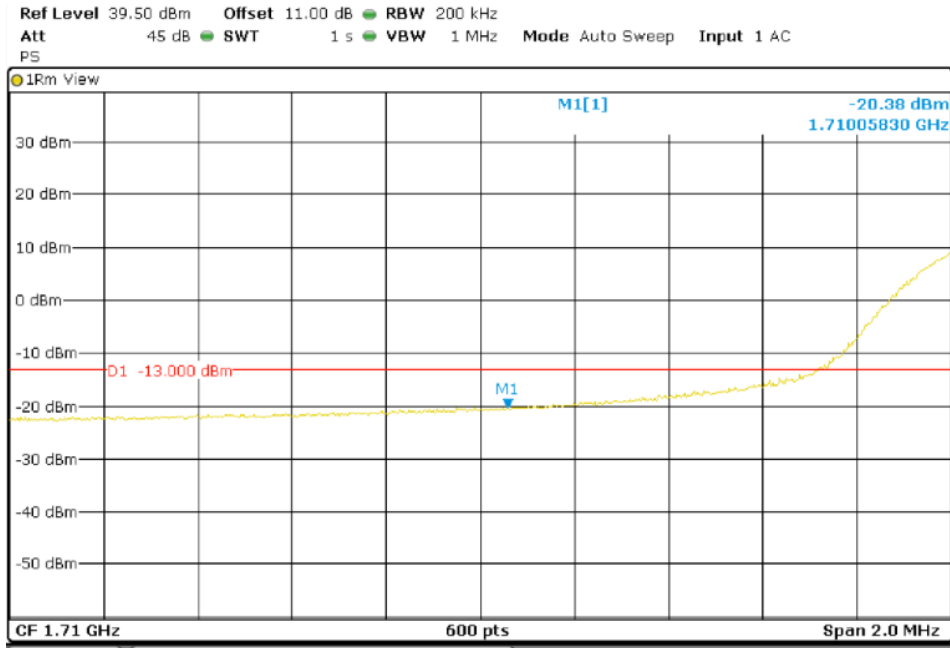
Highest Channel



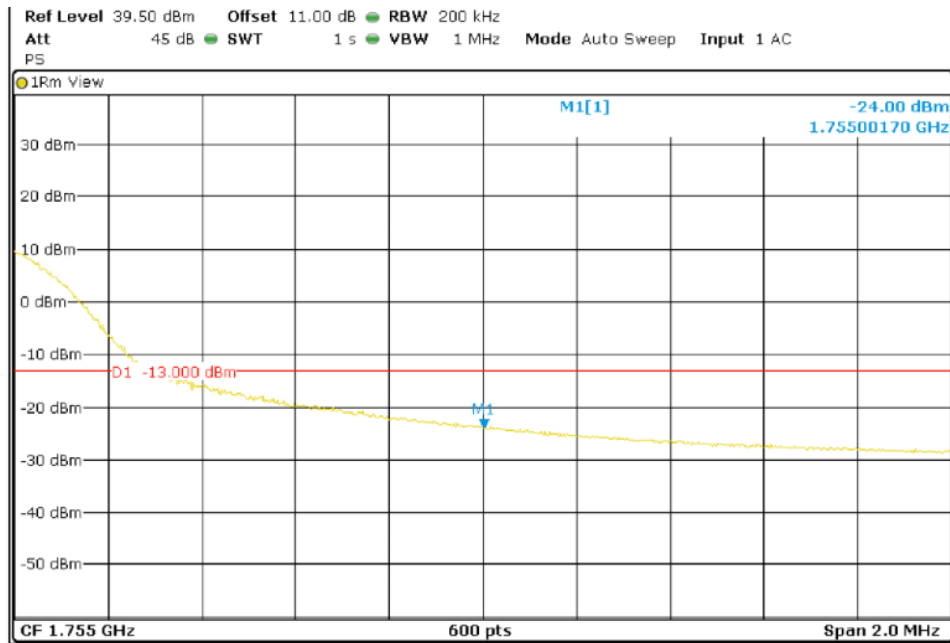
TEST RESULTS (Cont):

LTE QPSK MODULATION. RB = 100. Offset = 0. BW = 20 MHz

Lowest Channel



Highest Channel



TESTED SAMPLES:	S/01
TESTED CONDITIONS MODES:	TC#02 (Band 7)
TEST RESULTS:	PASS

RESULTS

LTE QPSK MODULATION	RB=1 Offset =0 BW = 5 MHz	RB=1 Offset =0 BW = 10 MHz	RB=15 Offset =0 BW = 15 MHz	RB=20 Offset =0 BW = 20 MHz
Maximum measured level at lowest Block Edge at antenna port (dBm)	-19.95	-23.24	-18.7	-20.95

LTE QPSK MODULATION	RB=25 Offset =0 BW = 5 MHz	RB=50 Offset =0 BW = 10 MHz	RB=75 Offset =0 BW = 15 MHz	RB=100 Offset =0 BW = 20 MHz
Maximum measured level at lowest Block Edge at antenna port (dBm)	-24.97	-24.65	-23.7	-27.17

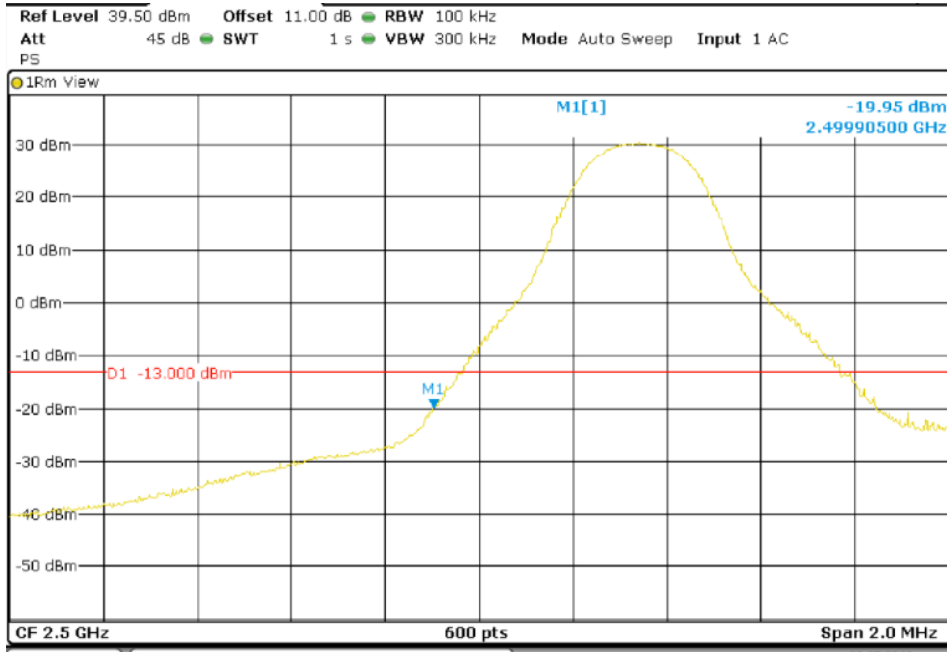
LTE QPSK MODULATION	RB=1 Offset =0 BW = 5 MHz	RB=1 Offset =0 BW = 10 MHz	RB=1 Offset =0 BW = 15 MHz	RB=1 Offset =0 BW = 20 MHz
Maximum measured level at Highest Block Edge at antenna port (dBm)	-21.48	-21.62	-19.79	-21.94

LTE QPSK MODULATION	RB=25 Offset =0 BW = 5 MHz	RB=50 Offset =0 BW = 10 MHz	RB=75 Offset =0 BW = 15 MHz	RB=100 Offset =0 BW = 20 MHz
Maximum measured level at Highest Block Edge at antenna port (dBm)	-27.46	-25.16	-22.67	-25.68

TEST RESULTS (Cont):

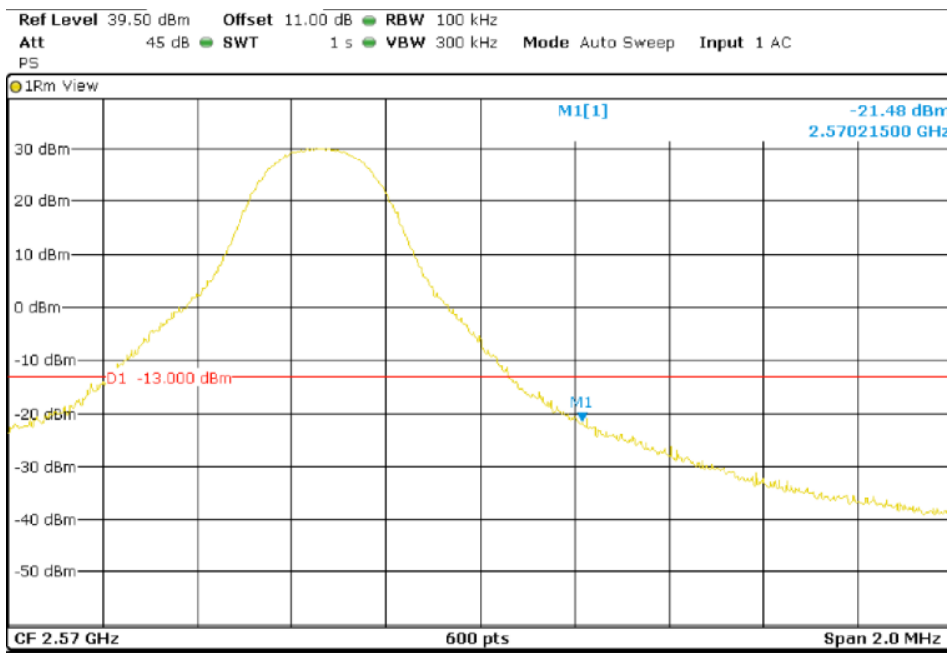
LTE QPSK MODULATION. RB = 1. Offset = 0. BW = 5 MHz

Lowest Channel



LTE QPSK MODULATION. RB = 1. Offset = Max. BW = 5 MHz

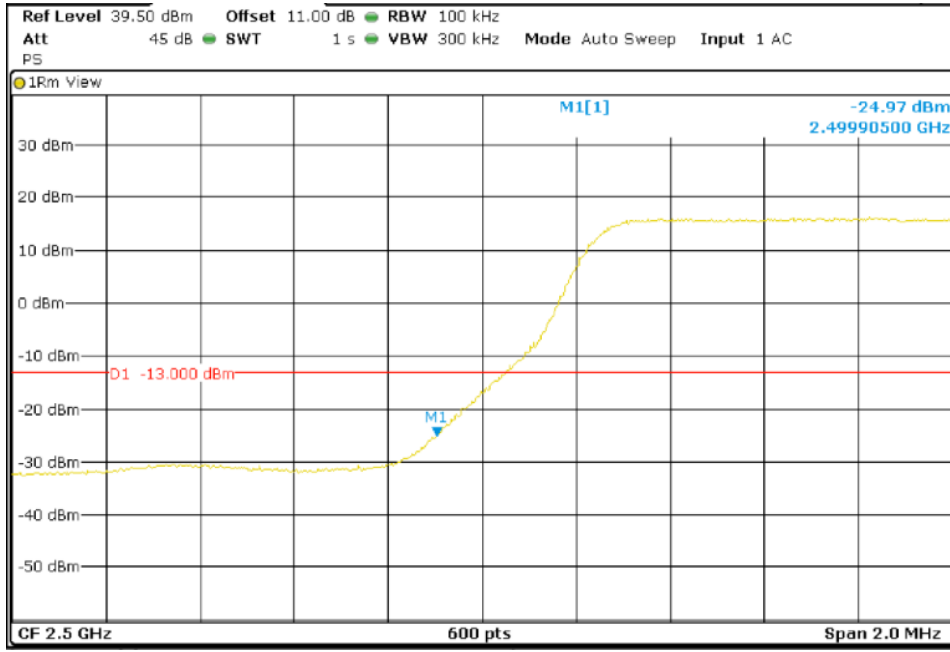
Highest Channel



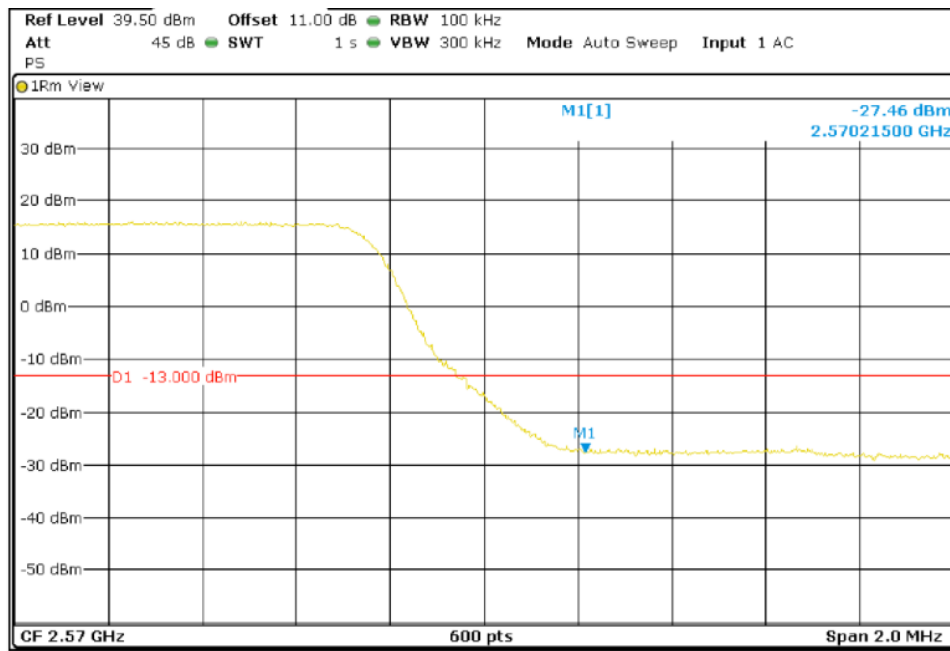
TEST RESULTS (Cont):

LTE QPSK MODULATION. RB = 25. Offset = 0. BW = 5 MHz

Lowest Channel



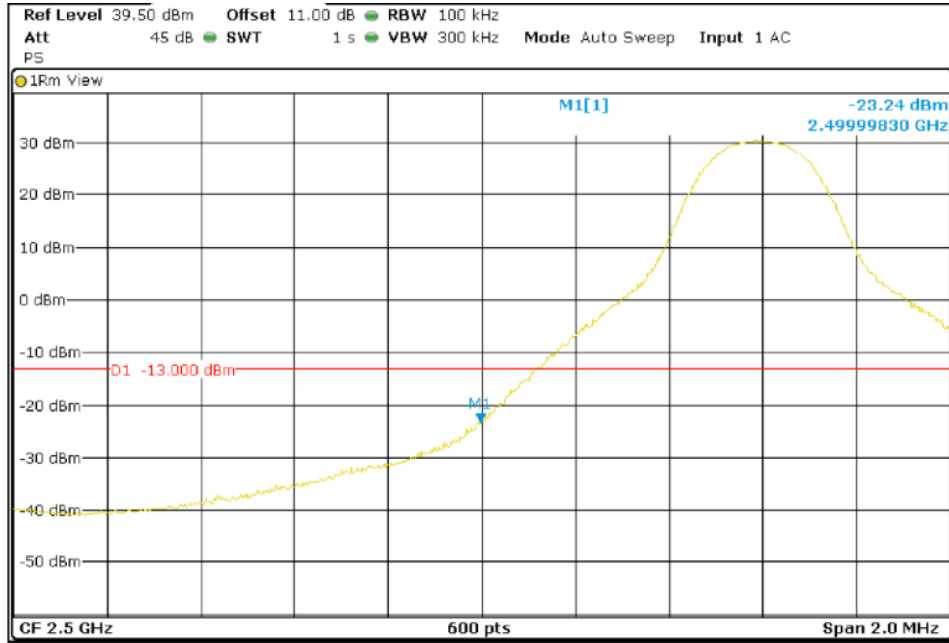
Highest Channel



TEST RESULTS (Cont):

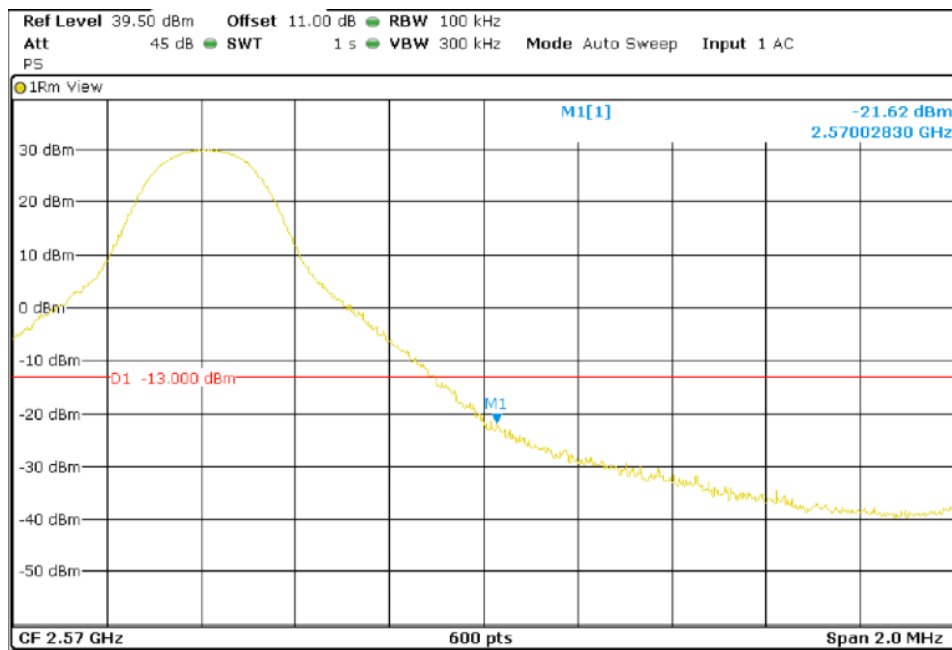
LTE QPSK MODULATION. RB = 1. Offset = 0. BW = 10 MHz

Lowest Channel



LTE QPSK MODULATION. RB = 1. Offset = Max. BW = 10 MHz

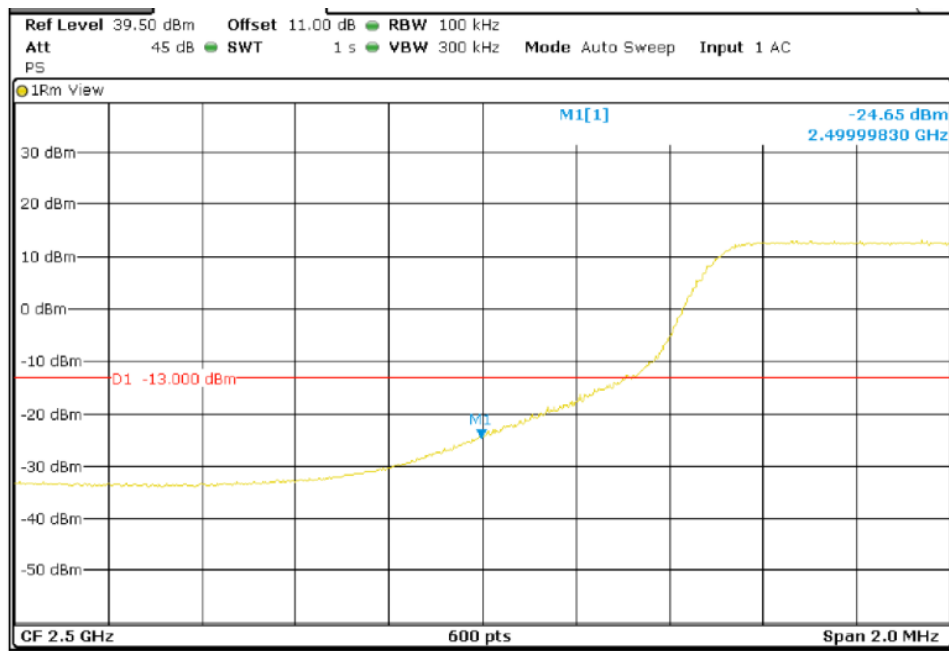
Highest Channel



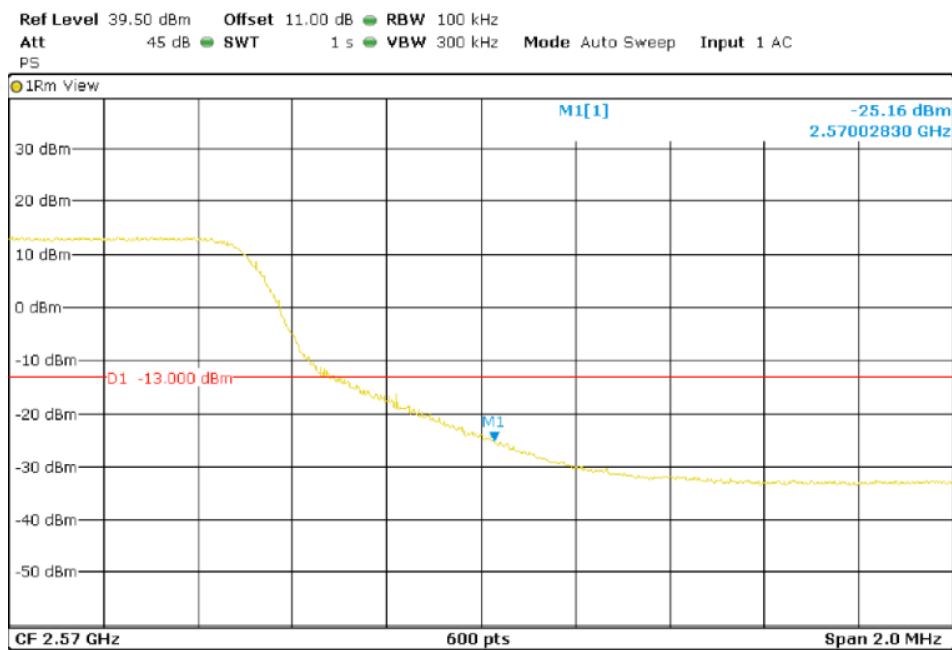
TEST RESULTS (Cont):

LTE QPSK MODULATION. RB = 50. Offset = 0. BW = 10 MHz

Lowest Channel



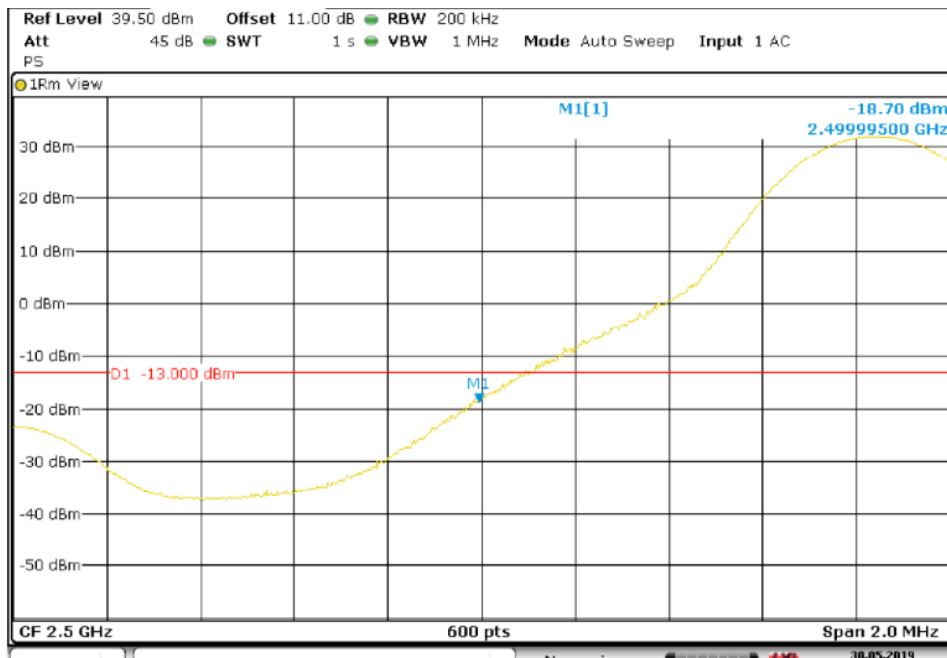
Highest Channel



TEST RESULTS (Cont):

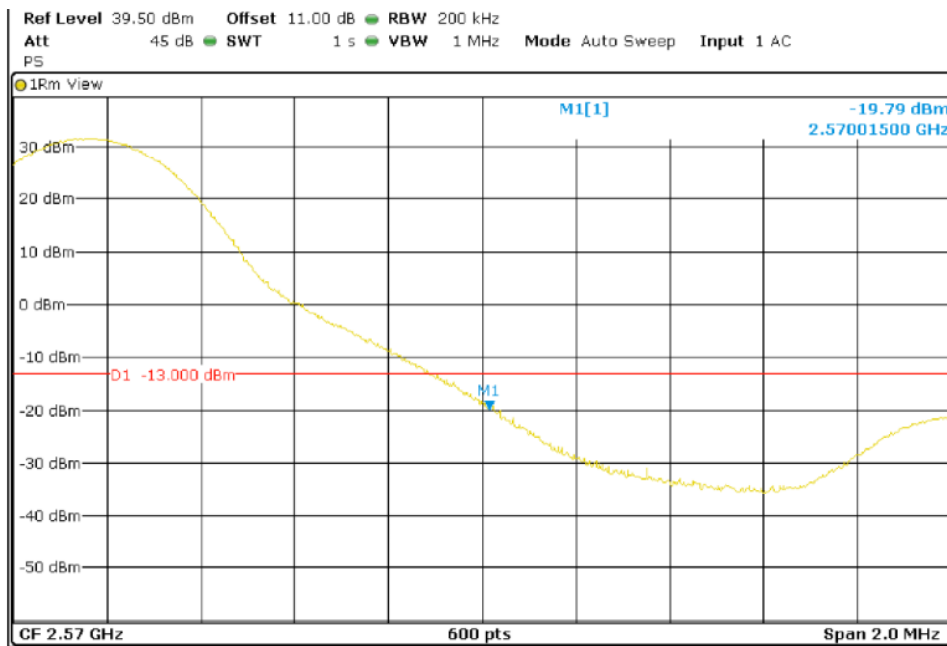
LTE QPSK MODULATION. RB = 1. Offset = 0. BW = 15 MHz

Lowest Channel



LTE QPSK MODULATION. RB = 1. Offset = Max. BW = 15 MHz

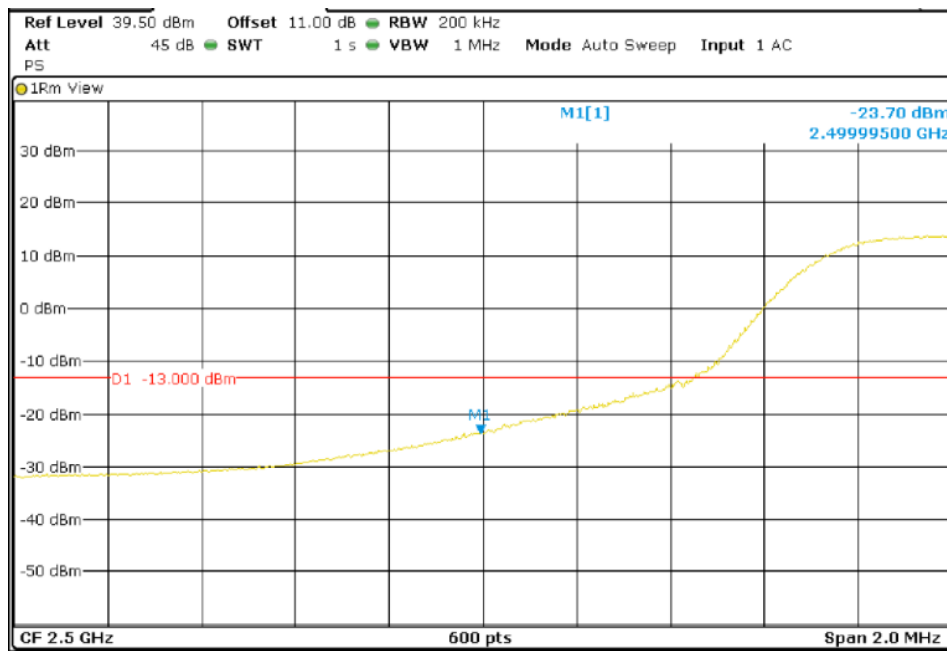
Highest Channel



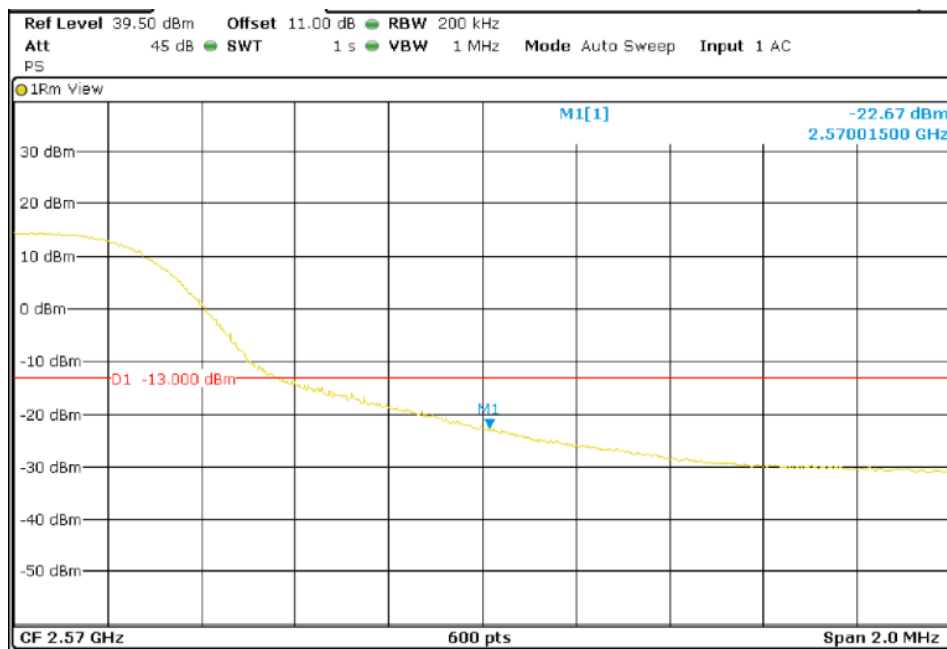
TEST RESULTS (Cont):

LTE QPSK MODULATION. RB = 75. Offset = 0. BW = 15 MHz

Lowest Channel



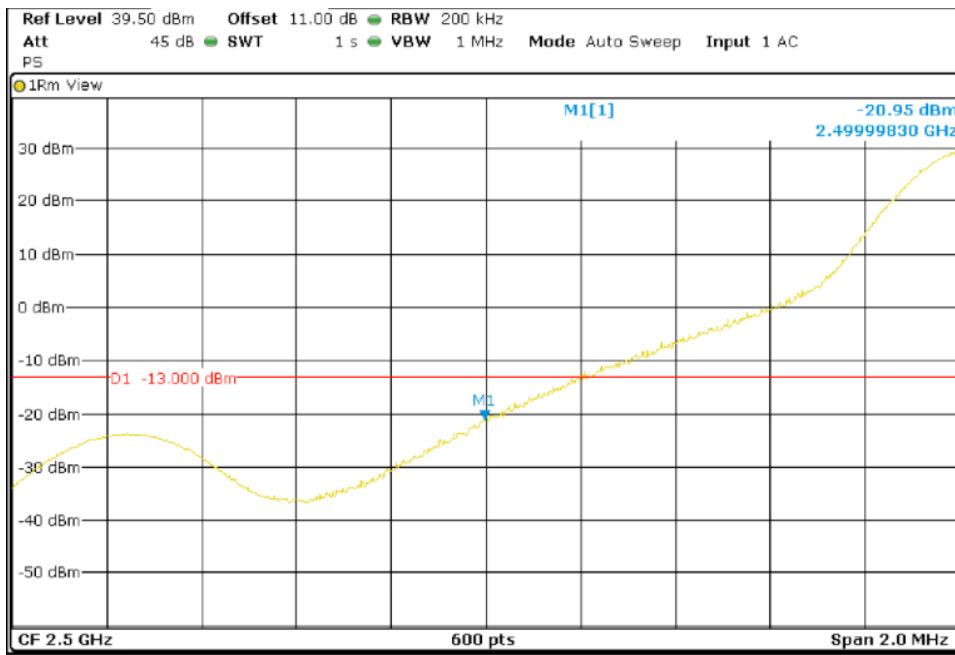
Highest Channel



TEST RESULTS (Cont):

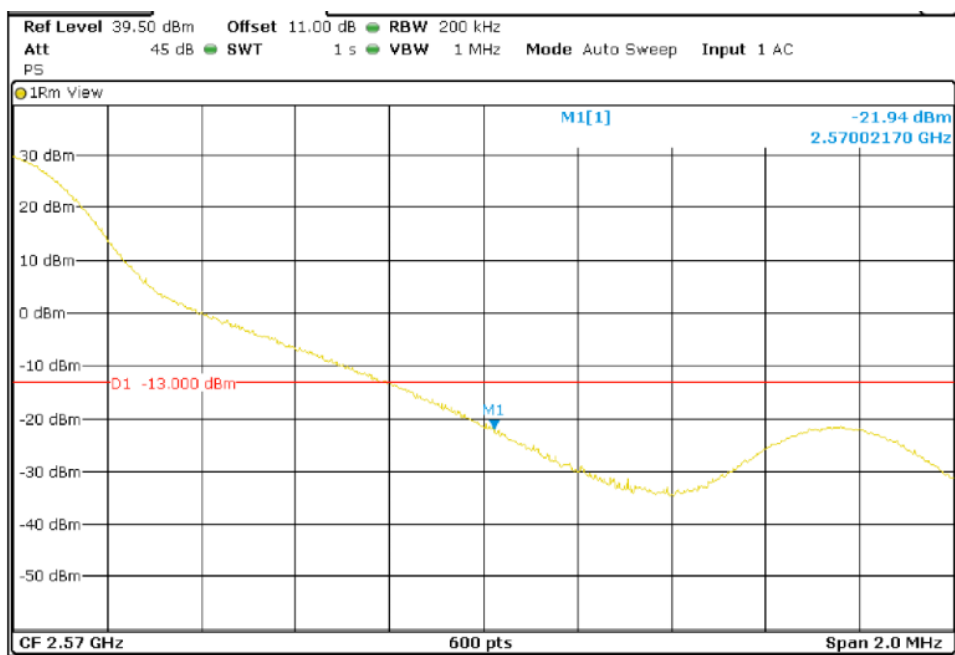
LTE QPSK MODULATION. RB = 1. Offset = 0. BW = 20 MHz

Lowest Channel



LTE QPSK MODULATION. RB = 1. Offset = Max. BW = 20 MHz

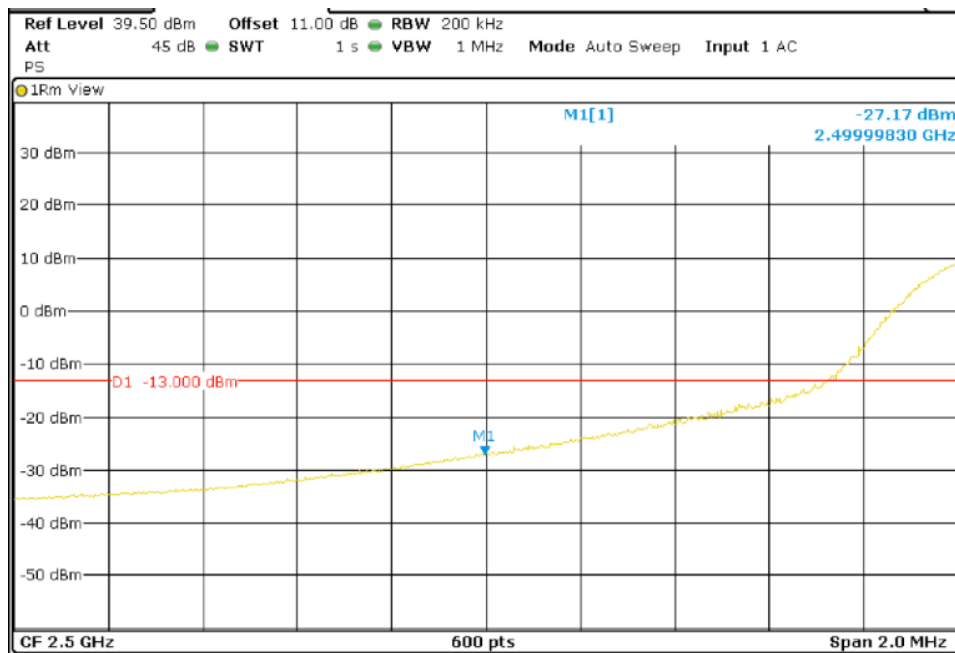
Highest Channel



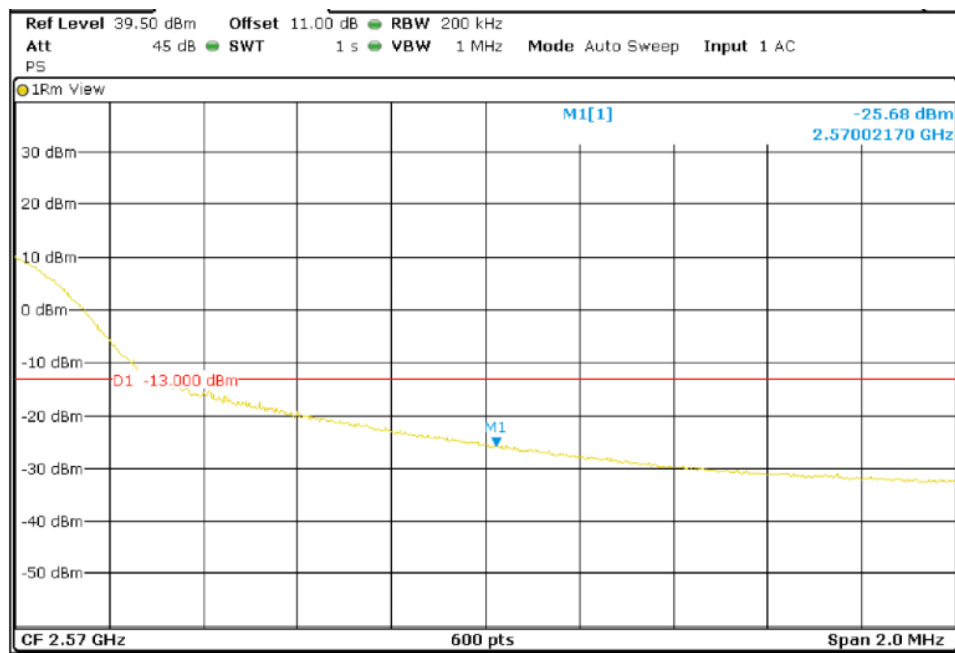
TEST RESULTS (Cont):

LTE QPSK MODULATION. RB = 100. Offset = 0. BW = 20 MHz

Lowest Channel



Highest Channel

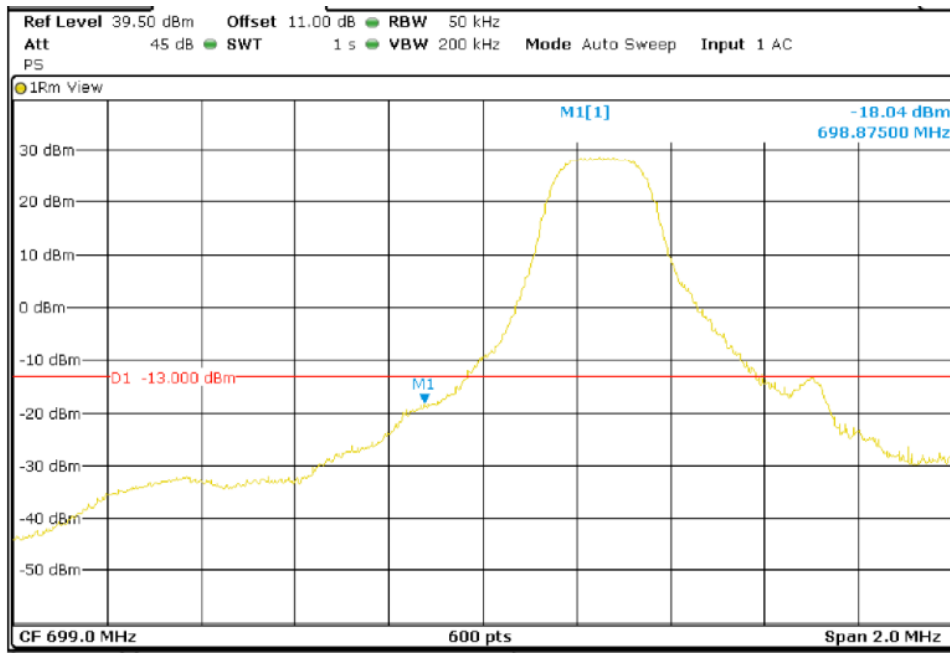


TESTED SAMPLES:		S/01		
TESTED CONDITIONS MODES:		TC#03 (Band 12)		
TEST RESULTS:		PASS		
LTE QPSK MODULATION	RB=1. Offset=0. BW=1.4 MHz	RB=1. Offset =0. BW = 3 MHz	RB=1. Offset =0. BW = 5 MHz	RB=1. Offset =0. BW = 10 MHz
Maximum measured level at lowest Block Edge at antenna port (dBm)	-18.04	-17.99	-18.54	-22.05
LTE QPSK MODULATION:	RB= All. Offset=0. BW=1.4 MHz	RB= All. Offset =0. BW = 3 MHz	RB= All. Offset =0. BW = 5 MHz	RB= All. Offset =0. BW = 10 MHz
Maximum measured level at lowest Block Edge at antenna port (dBm)	-18.83	-19.36	-20.99	-18.71
LTE QPSK MODULATION:	RB= 1. Offset=Max. BW=1.4 MHz	RB= 1. Offset=Max. BW = 3 MHz	RB= 1. Offset=Max. BW = 5 MHz	RB= 1. Offset=Max. BW = 10 MHz
Maximum measured level at highest Block Edge at antenna port (dBm)	-17.85	-18.81	-17.82	-18.6
LTE QPSK MODULATION:	RB= All. Offset=0. BW=1.4 MHz	RB= All. Offset =0. BW = 3 MHz	RB= All. Offset =0. BW = 5 MHz	RB= All. Offset =0. BW = 10 MHz
Maximum measured level at highest Block Edge at antenna port (dBm)	-16.3	-17.87	-19.86	-18.86

TEST RESULTS (Cont):

LTE QPSK MODULATION. RB = 1. Offset = 0. BW = 1.4 MHz

Lowest Channel



Highest Channel

