


Appendix C. Setup Photographs


<Radiated Emission>

X Plane with ant. 0 degree for Cellular Band

LF




HF




X Plane with ant. 90 degree for PCS Band and AWS Band

LF



HF



————THE END————