



Test Report No.: W7L-P20210616-3RF01



# FCC RF TEST REPORT

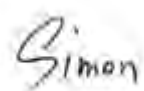

Applicant:	Continental Automotive Systems, Inc.
Address:	21440 W Lake Cook Rd., Deer Park, IL 60010, USA

Manufacturer or Supplier:	Continental Automotive Systems, Inc.
Address:	21440 W Lake Cook Rd., Deer Park, IL 60010, USA
Product:	FE5NA0020
Brand Name:	Continental
Model Name:	FE5NA0020
FCC ID:	LHJ-FE5NA0020
Date of tests:	Oct. 16, 2021 ~ Dec. 03, 2021

The tests have been carried out according to the requirements of the following standard:

- FCC PART 22, Subpart H     FCC PART 24, Subpart E     FCC Part 27, Subpart C, M     FCC Part 2
- ANSI/TIA/EIA-603-D             ANSI C63.26-2015
- ANSI/TIA/EIA-603-E

CONCLUSION: The submitted sample was found to COMPLY with the test requirement

Prepared by Simon Wang Engineer / Mobile Department	Approved by Luke Lu Manager / Mobile Department
 Date: Dec. 04, 2021	 Date: Dec. 04, 2021

This report is governed by, and incorporates by reference, CPS Conditions of Service as posted at the date of issuance of this report at <http://www.bureauveritas.com/home/about-us/our-business/cps/about-us/terms-conditions> and is intended for your exclusive use. Any copying or replication of this report to or for any other person or entity, or use of our name or trademark, is permitted only with our prior written permission. This report sets forth our findings solely with respect to the test samples identified herein. The results set forth in this report are not indicative or representative of the quality or characteristics of the lot from which a test sample was taken or any similar or identical product unless specifically and expressly noted. Our report includes all of the tests requested by you and the results thereof based upon the information that you provided to us. Measurement uncertainty is only provided upon request for accredited tests. You have 60 days from date of issuance of this report to notify us of any material error or omission caused by our negligence or if you require measurement uncertainty; provided, however, that such notice shall be in writing and shall specifically address the issue you wish to raise. A failure to raise such issue within the prescribed time shall constitute your unqualified acceptance of the completeness of this report, the tests conducted and the correctness of the report contents.



# TABLE OF CONTENTS

**RELEASE CONTROL RECORD .....4**

**1 SUMMARY OF TEST RESULTS.....5**

1.1 MEASUREMENT UNCERTAINTY .....5

1.2 TEST SITE AND INSTRUMENTS .....6

**2 GENERAL INFORMATION .....7**

2.1 GENERAL DESCRIPTION OF EUT .....7

2.2 CONFIGURATION OF SYSTEM UNDER TEST ..... 11

2.3 DESCRIPTION OF SUPPORT UNITS ..... 12

2.4 TEST ITEM AND TEST CONFIGURATION..... 12

2.5 EUT OPERATING CONDITIONS..... 18

2.6 GENERAL DESCRIPTION OF APPLIED STANDARDS ..... 19

**3 TEST TYPES AND RESULTS.....20**

3.1 OUTPUT POWER MEASUREMENT .....20

3.1.1 LIMITS OF OUTPUT POWER MEASUREMENT .....20

3.1.2 TEST PROCEDURES .....20

3.1.3 TEST SETUP .....21

3.1.4 TEST RESULTS .....21

3.2 FREQUENCY STABILITY MEASUREMENT ..... 106

3.2.1 LIMITS OF FREQUENCY STABILITY MEASUREMENT ..... 106

3.2.2 TEST PROCEDURE ..... 106

3.2.3 TEST SETUP ..... 106

3.2.4 TEST RESULTS ..... 107

3.3 OCCUPIED BANDWIDTH MEASUREMENT ..... 108

3.3.1 TEST PROCEDURES ..... 108

3.3.2 TEST SETUP ..... 108

3.3.3 TEST RESULTS ..... 109

3.4 BAND EDGE MEASUREMENT ..... 110

3.4.1 LIMITS OF BAND EDGE MEASUREMENT ..... 110

3.4.2 TEST SETUP ..... 110

3.4.3 TEST PROCEDURES ..... 111

3.4.4 TEST RESULTS ..... 111

3.5 CONDUCTED SPURIOUS EMISSIONS..... 112

3.5.1 LIMITS OF CONDUCTED SPURIOUS EMISSIONS MEASUREMENT ..... 112

3.5.2 TEST PROCEDURE ..... 112

3.5.3 TEST SETUP ..... 112

3.5.4 TEST RESULTS ..... 113

3.6 RADIATED EMISSION MEASUREMENT..... 114

3.6.1 LIMITS OF RADIATED EMISSION MEASUREMENT ..... 114

3.6.2 TEST PROCEDURES ..... 114

3.6.3 DEVIATION FROM TEST STANDARD ..... 114

3.6.4 TEST SETUP ..... 115



**BUREAU  
VERITAS**

**Test Report No.: W7L-P20210616-3RF01**

3.6.5	TEST RESULTS .....	117
3.7	PEAK TO AVERAGE RATIO .....	173
3.7.1	LIMITS OF PEAK TO AVERAGE RATIO MEASUREMENT .....	173
3.7.2	TEST SETUP .....	173
3.7.3	TEST PROCEDURES .....	173
3.7.4	TEST RESULTS .....	174
<b>4</b>	<b>PHOTOGRAPHS OF THE TEST CONFIGURATION .....</b>	<b>175</b>
<b>5</b>	<b>INFORMATION ON THE TESTING LABORATORIES .....</b>	<b>176</b>
<b>6</b>	<b>MODIFICATIONS RECORDERS FOR ENGINEERING CHANGES TO THE EUT BY THE LAB .....</b>	<b>177</b>



**BUREAU**  
**VERITAS**

Test Report No.: W7L-P20210616-3RF01

## RELEASE CONTROL RECORD

ISSUE NO.	REASON FOR CHANGE	DATE ISSUED
W7L-P20210616-3RF01	Original release	Dec. 04, 2021

## 1 SUMMARY OF TEST RESULTS

The EUT has been tested according to the following specifications:

APPLIED STANDARD: FCC Part 22/24/27 & Part 2		
STANDARD SECTION	TEST TYPE	RESULT
§2.1046	Conducted Output Power	Compliance
§22.913 (a)	Equivalent Radiated Power (5G NR n5)	Compliance
§24.232(c) §27.50(h)(2)	Equivalent Isotropically Radiated Power (5G NR n2,n7)	Compliance
§2.1055 §22.355 §24.235 §27.54	Frequency Stability	Compliance
§2.1049	Occupied Bandwidth	Compliance
§22.913 (d) §24.232(d)	Peak to average ratio*	Compliance
§2.1051 §22.917(a) §24.238(a) §27.53(m)(4)	Band Edge Measurements	Compliance
§2.1051 §22.917(a) §24.238(a) §27.53(m)(4)	Conducted Spurious Emissions	Compliance
§2.1053 §22.917(a) §24.238(a) §27.53(m)(4)	Radiated Spurious Emissions	Compliance

\* Refer to KDB 971168 D01 Power Meas License Digital Systems v03r01.

### 1.1 MEASUREMENT UNCERTAINTY

Where relevant, the following measurement uncertainty levels have been estimated for tests performed on the EUT as specified in CISPR 16-4-2:

MEASUREMENT	UNCERTAINTY
Maximum Peak Output Power	±2.06dB
Frequency Stability	± 76.97Hz
Radiated emissions (30MHz~1GMHz)	±4.98dB



Radiated emissions (1GMHz ~6GMHz)	±4.70dB
Radiated emissions (6GMHz ~18GMHz)	±4.60dB
Radiated emissions (18GMHz ~40GMHz)	±4.12dB
Conducted emissions	±4.01dB
Occupied Channel Bandwidth	±43.58KHz
Band Edge Measurements	±4.70dB
Peak to average ratio	±0.76dB

This uncertainty represents an expanded uncertainty expressed at approximately the 95% confidence level using a coverage factor of k=2.

## 1.2 TEST SITE AND INSTRUMENTS

Equipment	Manufacturer	Model No.	Serial No.	Last Cal.	Next Cal.
MXE EMI Receiver	KEYSIGHT	N9038A-544	MY54450026	Apr. 22,21	Apr. 21,22
EXA Signal Analyzer	KEYSIGHT	N9010A-544	MY54510355	Jun. 03,21	Jun. 02,22
Loop Antenna	Schwarzbeck	FMZB 1519B	1519B-051	Feb. 14,20	Feb. 13,23
Bilog Antenna	ETS-LINDGREN	3143B	00161965	Mar. 05,21	Mar. 04,22
Horn Antenna	ETS-LINDGREN	3117	00168692	Apr. 02,21	Apr. 01,22
Horn Antenna (18GHz-40GHz)	N/A	QWH-SL-18-40-K-SG/QMS-00361	15433	Aug. 25, 21	Aug. 24, 22
Radio Communication Analyzer	Anritsu(China) Co., Ltd	MT8000A	6262093255	Feb. 25,21	Feb. 24,22
Signal Pre-Amplifier	EMSI	EMC 9135	980249	Jun. 02,21	Jun. 01,22
Signal Pre-Amplifier	EMSI	EMC 012645B	980257	Jun. 03,21	Jun. 02,22
Signal Pre-Amplifier	EMSI	EMC 184045B	980259	Apr. 22,21	Apr. 21,22
3m Semi-anechoic Chamber	ETS-LINDGREN	9m*6m*6m	Euroshieldpn-CT0001143-1216	May. 19,20	May. 18,23
Test Software	E3	V 9.160323	N/A	N/A	N/A
Test Software	ADT	ADT_Radiated_V 7.6.15.9.2	N/A	N/A	N/A
10dB Attenuator	JFW/USA	50HF-010-SMA	1505	Jun. 03,21	Jun. 02,22
Power Meter	Anritsu	ML2495A	1506002	Apr. 07,21	Apr. 06,22
Power Sensor	Anritsu	MA2411B	1339352	May. 07,21	May. 06,22
Temperature Chamber	ESPEC	SH-242	93000855	Jun. 02,21	Jun. 01,22
MXG Analog Microwave Signal Generator	KEYSIGHT	N5183A	MY50143024	Mar. 05,21	Mar. 04,22
Power Divider	MCLI/USA	PS2-15	24880	N/A	N/A

- NOTE:**
1. The calibration interval of the above test instruments is 12 months or 24 months and the calibrations are traceable to CEPREI/CHINA, GRGT/CHINA and NIM/CHINA.
  2. The test was performed in 3m Semi-anechoic Chamber and RF Oven Room.
  3. The horn antenna is used only for the measurement of emission frequency above 1GHz if tested.
  4. The FCC Site Registration No. is 525120; The Designation No. is CN1171.



## 2 GENERAL INFORMATION

### 2.1 GENERAL DESCRIPTION OF EUT

<b>PRODUCT</b>	FE5NA0020	
<b>BRAND NAME</b>	Continental	
<b>MODEL NAME</b>	FE5NA0020	
<b>NOMINAL VOLTAGE</b>	EUT 4.0V	
<b>MODULATION TYPE</b>	<b>NR Band n2/n5/n7</b>	DFT-s-OFMA( $\pi/2$ BPSK,QPSK,16QAM,64QAM,256QAM); CP-OFMA(QPSK,16QAM,64QAM,256QAM);
<b>SUPPORT ENDC COMBINE</b>	<b>NR Band n2</b>	5A_n2A
		12A_n2A
		13A_n2A
		14A_n2A
	<b>NR Band n5</b>	2A_n5A
		7A_n5A
		66A_n5A
	<b>NR Band n7</b>	5A_n7A
		12A_n7A
	<b>FREQUENCY RANGE</b>	<b>NR Band n2</b>
<b>NR Band n5</b>		826.5MHz ~ 846.5MHz
<b>NR Band n7</b>		2502.5MHz ~ 2567.5MHz
<b>MAX. ERP POWER</b>	<b>NR Band n2</b> <b>Channel Bandwidth:</b> <b>5MHz</b>	424.62mW
	<b>NR Band n2</b> <b>Channel Bandwidth:</b> <b>10MHz</b>	418.79mW
	<b>NR Band n2</b> <b>Channel Bandwidth:</b> <b>15MHz</b>	419.76mW
	<b>NR Band n2</b> <b>Channel Bandwidth:</b> <b>20MHz</b>	425.60mW



<b>MAX. ERP/EIRP POWER</b>	<b>NR Band n5 Channel Bandwidth: 5MHz</b>	162.93mW
	<b>NR Band n5 Channel Bandwidth: 10MHz</b>	164.06mW
	<b>NR Band n5 Channel Bandwidth: 15MHz</b>	163.68mW
	<b>NR Band n5 Channel Bandwidth: 20MHz</b>	164.82mW
	<b>NR Band n7 Channel Bandwidth: 5MHz</b>	295.80mW
	<b>NR Band n7 Channel Bandwidth: 10MHz</b>	296.48mW
	<b>NR Band n7 Channel Bandwidth: 15MHz</b>	295.80mW
	<b>NR Band n7 Channel Bandwidth: 20MHz</b>	299.23mW
<b>EMISSION DESIGNATORGOGN</b>	<b>NR Band n2 Channel Bandwidth: 5MHz</b>	2BPSK: 4M48G7D
		QPSK: 4M48G7D
		16QAM: 4M49W7D
		64QAM: 4M47W7D
		256QAM: 4M49W7D
	<b>NR Band n2 Channel Bandwidth: 10MHz</b>	2BPSK: 8M91G7D
		QPSK: 8M92G7D
		16QAM: 8M94W7D
		64QAM: 8M92W7D
		256QAM: 8M91W7D
	<b>NR Band n2 Channel Bandwidth: 15MHz</b>	2BPSK: 13M4G7D
		QPSK: 13M4G7D
		16QAM: 13M4W7D
64QAM: 13M4W7D		
<b>NR Band n2</b>	256QAM: 13M4W7D	
<b>NR Band n2</b>	2BPSK: 17M9G7D	





<b>EMISSION DESIGNATORGOGN</b>	<b>Channel Bandwidth: 20MHz</b>	QPSK: 17M9G7D
		16QAM: 17M9W7D
		64QAM: 17M8W7D
		256QAM: 17M8W7D
	<b>NR Band n5 Channel Bandwidth: 5MHz</b>	2BPSK: 4M48G7D
		QPSK: 4M48G7D
		16QAM: 4M47W7D
		64QAM: 4M50W7D
	<b>NR Band n5 Channel Bandwidth: 10MHz</b>	256QAM: 4M49W7D
		2BPSK: 8M91G7D
		QPSK: 8M92G7D
		16QAM: 8M94W7D
	<b>NR Band n5 Channel Bandwidth: 15MHz</b>	64QAM: 8M93W7D
		256QAM: 8M91W7D
		2BPSK: 13M4G7D
		QPSK: 13M4G7D
	<b>NR Band n5 Channel Bandwidth: 20MHz</b>	16QAM: 13M4W7D
		64QAM: 13M4W7D
		256QAM: 13M4W7D
		2BPSK: 17M8G7D
	<b>NR Band n5 Channel Bandwidth: 20MHz</b>	QPSK: 17M8G7D
		16QAM: 17M8W7D
		64QAM: 17M8W7D
		256QAM: 17M8W7D
	<b>NR Band n7 Channel Bandwidth: 5MHz</b>	2BPSK: 4M48G7D
		QPSK: 4M48G7D
		16QAM: 4M47W7D
		64QAM: 4M49W7D
	<b>NR Band n7 Channel Bandwidth: 10MHz</b>	256QAM: 4M47W7D
		2BPSK: 8M92G7D
		QPSK: 8M93G7D
		16QAM: 8M94W7D
<b>NR Band n7 Channel Bandwidth: 15MHz</b>	64QAM: 8M94W7D	
	256QAM: 8M92W7D	
	2BPSK: 13M4G7D	
	QPSK: 13M4G7D	
<b>NR Band n7 Channel Bandwidth: 15MHz</b>	16QAM: 13M4W7D	
	64QAM: 13M4W7D	
	256QAM: 13M5W7D	
	2BPSK: 17M9G7D	
<b>NR Band n7 Channel Bandwidth: 20MHz</b>	QPSK: 17M9G7D	
	16QAM: 17M9W7D	
	64QAM: 17M9W7D	



	256QAM: 17M9W7D
<b>ANTENNA TYPE</b>	Monopole Antenna with 2.45dBi gain for NR Band n2 Monopole Antenna with 0.58dBi gain for NR Band n5 Monopole Antenna with 1.69 dBi gain for NR Band n7
<b>HW VERSION</b>	P4.1
<b>SW VERSION</b>	MODEMSA515M_01.15.62
<b>I/O PORTS</b>	Refer to user's manual
<b>CABLE SUPPLIED</b>	N/A
<b>EXTREME TEMPERATURE</b>	-40-85 °C
<b>EXTREME VOLTAGE</b>	EUT 3.8V - EUT 4.2V

**NOTE:**

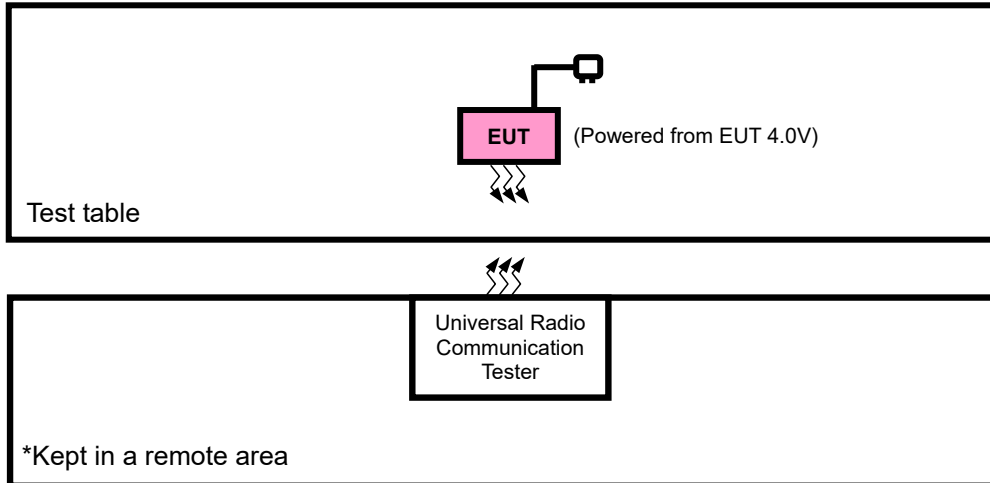
1. For a more detailed features description, please refer to the manufacturer's specifications or the user's manual.
2. The EUT incorporates a SISO function. Physically, the EUT provides one completed transmitter and one receiver.

<b>MODULATION MODE</b>	<b>TX FUNCTION</b>
<b>5G NR</b>	1TX/4RX

3. For the test results, the EUT had been tested with all conditions. But only the worst case was shown in test report.
4. Max ERP/EIRP is according to Max conducted power calculate for EN\_DC combine.



## 2.2 CONFIGURATION OF SYSTEM UNDER TEST FOR RADIATION EMISSION





### 2.3 DESCRIPTION OF SUPPORT UNITS

The EUT has been tested as an independent unit together with other necessary accessories or support units. The following support units or accessories were used to form a representative test configuration during the tests.

NO.	PRODUCT	BRAND	MODEL NO.	SERIAL NO.	FCC ID
1	DC source	Kikusui/JP	PMX18-5A	0000001	N/A

NO.	SIGNAL CABLE DESCRIPTION OF THE ABOVE SUPPORT UNITS
1	DC Line: Unshielded, Detachable 1.0m

### 2.4 TEST ITEM AND TEST CONFIGURATION

Pre-Scan has been conducted to determine the worst-case mode from all possible combinations between available modulations, data rates, XYZ axis and antenna ports. The worst case in ERP and radiated emission was found when positioned on X-plane for GSM /EDGE /LTE. Following channel(s) was (were) selected for the final test as listed below:

EUT CONFIGURE MODE	DESCRIPTION
A	EUT + DC source + 5G NR link



**5G NR Band n2 MODE (DC\_5A\_n2A/DC\_12A\_n2A/DC\_13A\_n2A/DC\_14A\_n2A)**

EUT CONFIGURE MODE	TEST ITEM	AVAILABLE CP-OFDM CHANNEL	AVAILABLE DFT-S-OFDM CHANNEL	TESTED CHANNEL	CHANNEL BANDWIDTH	MODULATION	MODE(DFT-S-OFDM) (INCLUDE CP-OFDM)
A	EIRP	370500 to 381500	370500 to 381500	Low, Middle, High	5MHz	Pi/2BPSK,QPSK, 16QAM, 64QAM, 256QAM	1RB/ 0RB Offset
		371000 to 381000	371000 to 381000	Low, Middle, High	10MHz	Pi/2BPSK, QPSK, 16QAM, 64QAM, 256QAM	1RB/ 0RB Offset
		371500 to 380500	371500 to 380500	Low, Middle, High	15MHz	Pi/2BPSK, QPSK, 16QAM, 64QAM, 256QAM	1RB/ 0RB Offset
		372000 to 513500	372000 to 513500	Low, Middle, High	20MHz	Pi/2BPSK, QPSK, 16QAM, 64QAM, 256QAM	1RB/ 0RB Offset
A	FREQUENCY STABILITY	372000 to 513500	372000 to 513500	Low, Middle, High	20MHz	Pi/2BPSK, QPSK, 16QAM, 64QAM, 256QAM	Outer_ Full
A	OCCUPIED BANDWIDTH	370500 to 381500	370500 to 381500	Low, Middle, High	5MHz	Pi/2BPSK, QPSK, 16QAM, 64QAM, 256QAM	Outer_ Full
		371000 to 381000	371000 to 381000	Low, Middle, High	10MHz	Pi/2BPSK, QPSK, 16QAM, 64QAM, 256QAM	Outer_ Full
		371500 to 380500	371500 to 380500	Low, Middle, High	15MHz	Pi/2BPSK,QPSK, 16QAM, 64QAM, 256QAM	Outer_ Full
		372000 to 513500	372000 to 513500	Low, Middle, High	20MHz	Pi/2BPSK,QPSK, 16QAM, 64QAM, 256QAM	Outer_ Full
A	BAND EDGE	370500 to 381500	370500 to 381500	Low	5MHz	Pi/2BPSK,QPSK, 16QAM, 64QAM, 256QAM	1RB/ 0RB Offset 1RB/ 24RB Offset Outer_ Full
				High	5MHz	Pi/2BPSK,QPSK, 16QAM, 64QAM, 256QAM	1RB/ 0RB Offset 1RB/ 24RB Offset Outer_ Full
				Low	10MHz	Pi/2BPSK,QPSK, 16QAM, 64QAM, 256QAM	1RB/ 0RB Offset 1RB/ 51RB Offset Outer_ Full
				High	10MHz	Pi/2BPSK,QPSK, 16QAM, 64QAM, 256QAM	1RB/ 0RB Offset 1RB/ 51RB Offset Outer_ Full
		371000 to 381000	371000 to 381000	Low	10MHz	Pi/2BPSK,QPSK, 16QAM, 64QAM, 256QAM	1RB/ 0RB Offset 1RB/ 78RB Offset Outer_ Full
				High	10MHz	Pi/2BPSK,QPSK, 16QAM, 64QAM, 256QAM	1RB/ 0RB Offset 1RB/ 78RB Offset Outer_ Full
				Low	15MHz	Pi/2BPSK,QPSK, 16QAM, 64QAM, 256QAM	1RB/ 0RB Offset 1RB/ 78RB Offset Outer_ Full
				High	15MHz	Pi/2BPSK,QPSK, 16QAM, 64QAM, 256QAM	1RB/ 0RB Offset 1RB/ 78RB Offset Outer_ Full
		371500 to 380500	371500 to 380500	Low	15MHz	Pi/2BPSK,QPSK, 16QAM, 64QAM, 256QAM	1RB/ 0RB Offset 1RB/ 78RB Offset Outer_ Full
				High	15MHz	Pi/2BPSK,QPSK, 16QAM, 64QAM, 256QAM	1RB/ 0RB Offset 1RB/ 78RB Offset Outer_ Full
				Low	15MHz	Pi/2BPSK,QPSK, 16QAM, 64QAM, 256QAM	1RB/ 0RB Offset 1RB/ 78RB Offset Outer_ Full
				High	15MHz	Pi/2BPSK,QPSK, 16QAM, 64QAM, 256QAM	1RB/ 0RB Offset 1RB/ 78RB Offset Outer_ Full



		372000 to 513500	372000 to 513500	Low	20MHz	Pi/2BPSK,QPSK, 16QAM, 64QAM, 256QAM	Outer_Full 1RB/ ORB Offset 1RB/ 105RB Offset
				High	20MHz	Pi/2BPSK,QPSK, 16QAM, 64QAM, 256QAM	Outer_Full 1RB/ ORB Offset 1RB/ 105RB Offset
							Outer_Full
							Outer_Full
A	CONDUCTED EMISSION	370500 to 381500	370500 to 381500	Low, Middle, High	5MHz	Pi/2BPSK,QPSK	1RB/ ORB Offset
		371000 to 381000	371000 to 381000	Low, Middle, High	10MHz	Pi/2BPSK,QPSK	1RB/ ORB Offset
		371500 to 380500	371500 to 380500	Low, Middle, High	15MHz	Pi/2BPSK,QPSK	1RB/ ORB Offset
		372000 to 513500	372000 to 513500	Low, Middle, High	20MHz	Pi/2BPSK,QPSK	1RB/ ORB Offset
A	RADIATED EMISSION	370500 to 381500	370500 to 381500	Low, Middle, High	5MHz	Pi/2BPSK,QPSK	1RB/ ORB Offset
		371000 to 381000	371000 to 381000	Low, Middle, High	10MHz	Pi/2BPSK,QPSK	1RB/ ORB Offset
		371500 to 380500	371500 to 380500	Low, Middle, High	15MHz	Pi/2BPSK,QPSK	1RB/ ORB Offset
		372000 to 513500	372000 to 513500	Low, Middle, High	20MHz	Pi/2BPSK,QPSK	1RB/ ORB Offset

**Note:** 1.This device was tested under all bandwidths, RB configurations and modulations. The worst case was found in Pi/2BPSK modulation.

2. The test data presented in the report from worst ENDC 5A\_n2A combination.

**5G NR Band n5 MODE(DC\_2A\_n5A/DC\_7A\_n5A/DC\_66A\_n5A)**

EUT CONFIGURE MODE	TEST ITEM	AVAILABLE CP-OFDM CHANNEL	AVAILABLE DFT-S-OFDM CHANNEL	TESTED CHANNEL	CHANNEL BANDWIDTH	MODULATION	MODE(DFT-S-OFDM) (INCLUDE CP-OFDM)
A	ERP	165300 to 169300	165300 to 169300	Low, Middle, High	5MHz	Pi/2BPSK,QPSK, 16QAM, 64QAM, 256QAM	1RB/ ORB Offset
		165800 to 168800	165800 to 168800	Low, Middle, High	10MHz	Pi/2BPSK, QPSK, 16QAM, 64QAM, 256QAM	1RB/ ORB Offset
		166300 to 168300	166300 to 168300	Low, Middle, High	15MHz	Pi/2BPSK, QPSK, 16QAM, 64QAM, 256QAM	1RB/ ORB Offset
		166800 to 167800	166800 to 167800	Low, Middle, High	20MHz	Pi/2BPSK, QPSK, 16QAM, 64QAM, 256QAM	1RB/ ORB Offset
A	FREQUENCY STABILITY	166800 to 167800	166800 to 167800	Low, Middle, High	20MHz	Pi/2BPSK, QPSK, 16QAM, 64QAM, 256QAM	Outer_Full



A	OCCUPIED BANDWIDTH	165300 to 169300	165300 to 169300	Low, Middle, High	5MHz	Pi/2BPSK, QPSK, 16QAM, 64QAM, 256QAM	Outer_ Full		
		165800 to 168800	165800 to 168800	Low, Middle, High	10MHz	Pi/2BPSK, QPSK, 16QAM, 64QAM, 256QAM	Outer_ Full		
		166300 to 168300	166300 to 168300	Low, Middle, High	15MHz	Pi/2BPSK, QPSK, 16QAM, 64QAM, 256QAM	Outer_ Full		
		166800 to 167800	166800 to 167800	Low, Middle, High	20MHz	Pi/2BPSK, QPSK, 16QAM, 64QAM, 256QAM	Outer_ Full		
A	BAND EDGE	165300 to 169300	165300 to 169300	Low	5MHz	Pi/2BPSK, QPSK, 16QAM, 64QAM, 256QAM	1RB/ 0RB Offset		
				High	5MHz	Pi/2BPSK, QPSK, 16QAM, 64QAM, 256QAM	1RB/ 24RB Offset		
		165800 to 168800	165800 to 168800	Low	10MHz	Pi/2BPSK, QPSK, 16QAM, 64QAM, 256QAM	Outer_ Full		
				High	10MHz	Pi/2BPSK, QPSK, 16QAM, 64QAM, 256QAM	1RB/ 0RB Offset		
		166300 to 168300	166300 to 168300	Low	15MHz	Pi/2BPSK, QPSK, 16QAM, 64QAM, 256QAM	1RB/ 24RB Offset		
				High	15MHz	Pi/2BPSK, QPSK, 16QAM, 64QAM, 256QAM	1RB/ 51RB Offset		
		166800 to 167800	166800 to 167800	Low	20MHz	Pi/2BPSK, QPSK, 16QAM, 64QAM, 256QAM	Outer_ Full		
				High	20MHz	Pi/2BPSK, QPSK, 16QAM, 64QAM, 256QAM	1RB/ 0RB Offset		
		A	CONDUCT ED EMISSION	165300 to 169300	165300 to 169300	Low, Middle, High	5MHz	Pi/2BPSK, QPSK	1RB/ 0RB Offset
				165800 to 168800	165800 to 168800	Low, Middle, High	10MHz	Pi/2BPSK, QPSK	1RB/ 0RB Offset
				166300 to 168300	166300 to 168300	Low, Middle, High	15MHz	Pi/2BPSK, QPSK	1RB/ 0RB Offset



		166800 to 167800	166800 to 167800	Low, Middle, High	20MHz	Pi/2BPSK,QPSK	1RB/ 0RB Offset
A	RADIATED EMISSION	165300 to 169300	165300 to 169300	Low, Middle, High	5MHz	Pi/2BPSK,QPSK	1RB/ 0RB Offset
		165800 to 168800	165800 to 168800	Low, Middle, High	10MHz	Pi/2BPSK,QPSK	1RB/ 0RB Offset
		166300 to 168300	166300 to 168300	Low, Middle, High	15MHz	Pi/2BPSK,QPSK	1RB/ 0RB Offset
		166800 to 167800	166800 to 167800	Low, Middle, High	20MHz	Pi/2BPSK,QPSK	1RB/ 0RB Offset

**Note:** 1.This device was tested under all bandwidths, RB configurations and modulations. The worst case was found in Pi/2BPSK modulation.

2. The test data presented in the report from worst ENDC 66A\_N5A combination.

**5G NR Band n7 MODE(DC\_5A\_n7A/DC\_12A\_n7A)**

EUT CONFIGURE MODE	TEST ITEM	AVAILABLE CP-OFDM CHANNEL	AVAILABLE DFT-S-OFDM CHANNEL	TESTED CHANNEL	CHANNEL BANDWIDTH	MODULATION	MODE(DFT-S-OFDM) (INCLUDE CP-OFDM)
A	EIRP	500500 to 513500	500500 to 513500	Low, Middle, High	5MHz	Pi/2BPSK,QPSK, 16QAM, 64QAM, 256QAM	1RB/ 0RB Offset
		501000 to 513000	501000 to 513000	Low, Middle, High	10MHz	Pi/2BPSK, QPSK, 16QAM, 64QAM, 256QAM	1RB/ 0RB Offset
		501500 to 512500	501500 to 512500	Low, Middle, High	15MHz	Pi/2BPSK, QPSK, 16QAM, 64QAM, 256QAM	1RB/ 0RB Offset
		502000 to 512000	502000 to 512000	Low, Middle, High	20MHz	Pi/2BPSK, QPSK, 16QAM, 64QAM, 256QAM	1RB/ 0RB Offset
A	FREQUENCY STABILITY	502000 to 512000	502000 to 512000	Low, Middle, High	20MHz	Pi/2BPSK, QPSK, 16QAM, 64QAM, 256QAM	Outer_ Full
A	OCCUPIED BANDWIDTH	500500 to 513500	500500 to 513500	Low, Middle, High	5MHz	Pi/2BPSK, QPSK, 16QAM, 64QAM, 256QAM	Outer_ Full
		501000 to 513000	501000 to 513000	Low, Middle, High	10MHz	Pi/2BPSK, QPSK, 16QAM, 64QAM, 256QAM	Outer_ Full
		501500 to 512500	501500 to 512500	Low, Middle, High	15MHz	Pi/2BPSK,QPSK, 16QAM, 64QAM, 256QAM	Outer_ Full
		502000 to 512000	502000 to 512000	Low, Middle, High	20MHz	Pi/2BPSK,QPSK, 16QAM, 64QAM, 256QAM	Outer_ Full
A	BAND EDGE	500500 to 513500	500500 to 513500	Low	5MHz	Pi/2BPSK,QPSK, 16QAM, 64QAM, 256QAM	1RB/ 0RB Offset 1RB/ 24RB Offset Outer_ Full
				High	5MHz	Pi/2BPSK,QPSK, 16QAM, 64QAM, 256QAM	1RB/ 0RB Offset 1RB/ 24RB Offset Outer_ Full
		501000 to 513000	501000 to 513000	Low	10MHz	Pi/2BPSK,QPSK, 16QAM, 64QAM, 256QAM	1RB/ 0RB Offset 1RB/ 51RB Offset





				High	10MHz	Pi/2BPSK,QPSK, 16QAM, 64QAM, 256QAM	Outer Full 1RB/ 0RB Offset 1RB/ 51RB Offset
				Low	15MHz	Pi/2BPSK,QPSK, 16QAM, 64QAM, 256QAM	Outer Full 1RB/ 0RB Offset 1RB/ 78RB Offset
							Outer Full 1RB/ 0RB Offset 1RB/ 78RB Offset
				High	15MHz	Pi/2BPSK,QPSK, 16QAM, 64QAM, 256QAM	Outer Full 1RB/ 0RB Offset 1RB/ 78RB Offset
		501500 to 512500	501500 to 512500	Low	20MHz	Pi/2BPSK,QPSK, 16QAM, 64QAM, 256QAM	Outer Full 1RB/ 0RB Offset 1RB/ 105RB Offset
							Outer Full 1RB/ 0RB Offset 1RB/ 105RB Offset
				High	20MHz	Pi/2BPSK,QPSK, 16QAM, 64QAM, 256QAM	Outer Full 1RB/ 0RB Offset 1RB/ 105RB Offset
							Outer Full 1RB/ 0RB Offset 1RB/ 105RB Offset
502000 to 512000	502000 to 512000	Low	20MHz	Pi/2BPSK,QPSK, 16QAM, 64QAM, 256QAM	Outer Full 1RB/ 0RB Offset 1RB/ 105RB Offset		
					Outer Full 1RB/ 0RB Offset 1RB/ 105RB Offset		
		High	20MHz	Pi/2BPSK,QPSK, 16QAM, 64QAM, 256QAM	Outer Full 1RB/ 0RB Offset 1RB/ 105RB Offset		
					Outer Full 1RB/ 0RB Offset 1RB/ 105RB Offset		
A	CONDUCT ED EMISSION	500500 to 513500	500500 to 513500	Low, Middle, High	5MHz	Pi/2BPSK,QPSK	1RB/ 0RB Offset
		501000 to 513000	501000 to 513000	Low, Middle, High	10MHz	Pi/2BPSK,QPSK	1RB/ 0RB Offset
		501500 to 512500	501500 to 512500	Low, Middle, High	15MHz	Pi/2BPSK,QPSK	1RB/ 0RB Offset
		502000 to 512000	502000 to 512000	Low, Middle, High	20MHz	Pi/2BPSK,QPSK	1RB/ 0RB Offset
A	RADIATED EMISSION	500500 to 513500	500500 to 513500	Low, Middle, High	5MHz	Pi/2BPSK,QPSK	1RB/ 0RB Offset
		501000 to 513000	501000 to 513000	Low, Middle, High	10MHz	Pi/2BPSK,QPSK	1RB/ 0RB Offset
		501500 to 512500	501500 to 512500	Low, Middle, High	15MHz	Pi/2BPSK,QPSK	1RB/ 0RB Offset
		502000 to 512000	502000 to 512000	Low, Middle, High	20MHz	Pi/2BPSK,QPSK	1RB/ 0RB Offset

**Note:** 1.This device was tested under all bandwidths, RB configurations and modulations. The worst case was found in Pi/2BPSK modulation.

2. The test data presented in the report from worst ENDC 5A\_N7A combination.



**BUREAU  
VERITAS**

Test Report No.: W7L-P20210616-3RF01

**TEST CONDITION:**

TEST ITEM	ENVIRONMENTAL CONDITIONS	INPUT POWER	TESTED BY
ERP	23deg. C, 70%RH	EUT 4.0V	Jace Hu
FREQUENCY STABILITY	23deg. C, 70%RH	EUT 4.0V	James Fu
OCCUPIED BANDWIDTH	23deg. C, 70%RH	EUT 4.0V	James Fu
BAND EDGE	23deg. C, 70%RH	EUT 4.0V	James Fu
CONDCUDED EMISSION	23deg. C, 70%RH	EUT 4.0V	James Fu
RADIATED EMISSION	23deg. C, 70%RH	EUT 4.0V	Jace Hu
PEAK TO AVERAGE RATIO	23deg. C, 70%RH	EUT 4.0V	James Fu

## 2.5 EUT OPERATING CONDITIONS

The EUT makes a call to the communication simulator. The communication simulator station system controlled a EUT to export maximum output power under transmission mode and specific channel frequency



Test Report No.: W7L-P20210616-3RF01

## 2.6 GENERAL DESCRIPTION OF APPLIED STANDARDS

The EUT is a RF product. According to the specifications of the manufacturer, it must comply with the requirements of the following standards:

**FCC 47 CFR Part 2**

**FCC 47 CFR Part 22**

**FCC 47 CFR Part 24**

**FCC 47 CFR Part 27**

**KDB 971168 D01 Power Meas License Digital Systems v03r01**

**ANSI/TIA/EIA-603-D**

**ANSI/TIA/EIA-603-E**

**ANSI C63.26-2015**

**NOTE:** All test items have been performed and recorded as per the above standards.



### 3 TEST TYPES AND RESULTS

#### 3.1 OUTPUT POWER MEASUREMENT

##### 3.1.1 LIMITS OF OUTPUT POWER MEASUREMENT

According to the specific rule Part 22 ,Mobile / Portable station are limited to 7 watts e.r.p.for N5

According to the specific rule Part 24,Mobile and portable stations are limited to 2 watts EIRP for N2

The radiated peak output power shall be according to the specific rule Part 27.50(h)(2) that “User stations are limited to 2 watts” and 27.50(i) specific that “Peak transmit power must be measure over any interval of continuous transmission using instrumentation calibration in terms of rms-equivalent voltage.” for N7.

##### 3.1.2 TEST PROCEDURES

###### EIRP / ERP MEASUREMENT:

Per KDB 971168 D01 Power Meas License Digital Systems v03r01 or subclause 5.2.5.5 of ANSI C63.26-2015, the relevant equation for deterring the ERP or EIRP from the conducted RF output power measured using the guidance provided above is:

$$\text{ERP or EIRP} = P_{\text{Meas}} + G_{\text{T}} - L_{\text{c}}$$

Where:

ERP or EIRP = effective radiated power or equivalent isotropically radiated power, respectively

(expressed in the same units as  $P_{\text{Meas}}$ , typically dBW or dBm);

$P_{\text{Meas}}$  = measured transmitter output power or PSD, in dBm or dBW;

$G_{\text{T}}$  = gain of the transmitting antenna, in dBd (ERP) or dBi (EIRP);

$L_{\text{c}}$  = signal attenuation in the connecting cable between the transmitter and antenna, in dB.

###### CONDUCTED POWER MEASUREMENT:


The EUT was set up for the maximum power with WCDMA link data modulation and link up with simulator. Set the EUT to transmit under low, middle and high channel and record the power level shown on simulator.



### 3.1.3 TEST SETUP

**EIRP / ERP Measurement:**

**CONDUCTED POWER MEASUREMENT:**



### 3.1.4 TEST RESULTS

**CONDUCTED OUTPUT POWER (dBm)**



BUREAU  
VERITAS

Test Report No.: W7L-P20210616-3RF01

5A\_n2A

BW	MCS Index	RB	RB Size	RB Offset	Low CH 370500	Mid CH 376000	High CH 381500	Max. Tune-up (dBm)
					Frequency 1852.5MHz	Frequency 1880MHz	Frequency 1907.5MHz	
5M	CP-OFDM QPSK	Outer	1	0	20.57	20.58	20.43	21
			1	24	20.70	20.69	20.61	21
			2	0	20.76	20.72	20.61	21
			2	23	20.86	20.90	20.75	21
			25	0	20.81	20.77	20.70	21
		Inner	1	1	22.98	22.99	22.85	24
			1	23	23.10	23.09	23.01	24
			13	6	23.20	23.23	23.09	24
		CP-OFDM 16QAM	Outer	1	0	20.77	20.68	20.63
	1			24	20.90	20.89	20.76	21
	2			0	20.68	20.69	20.54	21
	2			23	20.84	20.78	20.74	21
	25			0	20.81	20.77	20.66	21
	Inner		1	1	22.02	21.97	21.92	23
			1	23	22.17	22.13	21.96	23
			13	6	21.75	21.69	21.60	23
	CP-OFDM 64QAM		Outer	1	0	19.93	19.85	19.78
		1		24	20.08	20.03	19.94	21
		2		0	19.87	19.78	19.73	21
		2		23	20.02	19.96	19.92	21
		25		0	20.23	20.24	20.12	21
		Inner	1	1	20.03	19.97	19.90	21
			1	23	20.13	20.05	19.96	21
			13	6	20.31	20.35	20.23	21
		CP-OFDM 256QAM	Outer	1	0	17.06	17.02	16.88
	1			24	17.17	17.21	17.09	18
	2			0	17.04	17.01	16.91	18
	2			23	17.23	17.14	17.10	18
	25			0	17.39	17.33	17.18	18
	Inner		1	1	17.18	17.16	17.02	18
			1	23	17.25	17.23	17.09	18
			13	6	17.31	17.29	17.22	18



**BUREAU  
VERITAS**

Test Report No.: W7L-P20210616-3RF01

BW	MCS Index	RB	RB Size	RB Offset	Low CH 371000	Mid CH 376000	High CH 381000	Max. Tune-up (dBm)
					Frequency 1855MHz	Frequency 1880MHz	Frequency 1905MHz	
10M	CP-OFDM QPSK	Outer	1	0	20.58	20.53	20.44	21
			1	51	20.75	20.66	20.61	21
			2	0	20.75	20.69	20.65	21
			2	50	20.90	20.86	20.75	21
			52	0	20.77	20.81	20.66	21
		Inner	1	1	23.00	22.96	22.89	24
			1	50	23.11	23.12	22.98	24
			26	13	23.21	23.20	23.12	24
		CP-OFDM 16QAM	Outer	1	0	20.71	20.74	20.60
	1			51	20.96	20.87	20.82	21
	2			0	20.66	20.65	20.52	21
	2			50	20.83	20.84	20.69	21
	52			0	20.78	20.77	20.69	21
	Inner		1	1	22.02	21.98	21.89	23
			1	50	22.11	22.10	22.02	23
			26	13	21.72	21.75	21.60	23
	CP-OFDM 64QAM		Outer	1	0	19.86	19.90	19.78
		1		51	20.09	20.05	19.91	21
		2		0	19.81	19.85	19.73	21
		2		50	20.03	19.99	19.85	21
		52		0	20.25	20.26	20.14	21
		Inner	1	1	20.00	19.96	19.87	21
			1	50	20.08	20.07	19.99	21
			26	13	20.31	20.34	20.19	21
		CP-OFDM 256QAM	Outer	1	0	17.02	17.06	16.94
	1			51	17.21	17.17	17.03	18
	2			0	17.01	17.05	16.93	18
	2			50	17.20	17.17	17.07	18
	52			0	17.38	17.29	17.25	18
	Inner		1	1	17.14	17.15	17.03	18
			1	50	17.24	17.18	17.11	18
			26	13	17.35	17.27	17.18	18



BUREAU  
VERITAS

Test Report No.: W7L-P20210616-3RF01

BW	MCS Index	RB	RB Size	RB Offset	Low CH 371500	Mid CH 376000	High CH 380500	Max. Tune-up (dBm)
					Frequency 1857.5MHz	Frequency 1880MHz	Frequency 1902.5MHz	
15M	CP-OFDM QPSK	Outer	1	0	20.62	20.56	20.41	21
			1	78	20.73	20.71	20.57	21
			2	0	20.78	20.76	20.62	21
			2	77	20.88	20.86	20.79	21
			79	0	20.84	20.80	20.66	21
		Inner	1	1	22.96	22.94	22.88	24
			1	77	23.16	23.10	23.00	24
			39	19	23.25	23.24	23.08	24
		CP-OFDM 16QAM	Outer	1	0	20.75	20.71	20.63
	1			78	20.92	20.93	20.81	21
	2			0	20.72	20.63	20.59	21
	2			77	20.81	20.82	20.70	21
	79			0	20.82	20.76	20.69	21
	Inner		1	1	22.07	22.00	21.86	23
			1	77	22.12	22.12	22.00	23
			39	19	21.78	21.70	21.61	23
	CP-OFDM 64QAM		Outer	1	0	19.88	19.83	19.78
		1		78	20.12	20.08	19.91	21
		2		0	19.82	19.78	19.69	21
		2		77	20.05	20.03	19.89	21
		79		0	20.29	20.20	20.16	21
		Inner	1	1	19.98	19.99	19.87	21
			1	77	20.13	20.04	20.00	21
			39	19	20.31	20.32	20.20	21
		CP-OFDM 256QAM	Outer	1	0	17.07	17.01	16.94
	1			78	17.23	17.15	17.06	18
	2			0	17.03	16.98	16.93	18
	2			77	17.24	17.20	17.03	18
	79			0	17.33	17.29	17.20	18
	Inner		1	1	17.19	17.13	17.06	18
			1	77	17.25	17.17	17.08	18
			39	19	17.31	17.26	17.21	18





**BUREAU  
VERITAS**

Test Report No.: W7L-P20210616-3RF01

BW	MCS Index	RB	RB Size	RB Offset	Low CH 372000	Mid CH 376000	High CH 380000	Max. Tune-up (dBm)
					Frequency 1860MHz	Frequency 1880MHz	Frequency 1900MHz	
20M	CP-OFDM QPSK	Outer	1	0	20.63	20.60	20.49	21
			1	105	20.77	20.74	20.63	21
			2	0	20.80	20.77	20.66	21
			2	104	20.94	20.91	20.80	21
			106	0	20.85	20.82	20.71	21
		Inner	1	1	23.04	23.01	22.90	24
			1	104	23.17	23.14	23.03	24
			53	26	23.28	23.25	23.14	24
		CP-OFDM 16QAM	Outer	1	0	20.79	20.76	20.65
	1			105	20.98	20.95	20.84	21
	2			0	20.74	20.71	20.60	21
	2			104	20.89	20.86	20.75	21
	106			0	20.85	20.82	20.71	21
	Inner		1	1	22.08	22.05	21.94	23
			1	104	22.18	22.15	22.04	23
			53	26	21.80	21.77	21.66	23
	CP-OFDM 64QAM		Outer	1	0	19.94	19.91	19.80
		1		105	20.13	20.10	19.99	21
		2		0	19.89	19.86	19.75	21
		2		104	20.07	20.04	19.93	21
		106		0	20.31	20.28	20.17	21
		Inner	1	1	20.06	20.03	19.92	21
			1	104	20.15	20.12	20.01	21
			53	26	20.39	20.36	20.25	21
		CP-OFDM 256QAM	Outer	1	0	17.10	17.07	16.96
	1			105	17.25	17.22	17.11	18
	2			0	17.09	17.06	16.95	18
	2			104	17.25	17.22	17.11	18
	106			0	17.40	17.37	17.26	18
	Inner		1	1	17.22	17.19	17.08	18
			1	104	17.27	17.24	17.13	18
			53	26	17.37	17.34	17.23	18



BUREAU  
VERITAS

Test Report No.: W7L-P20210616-3RF01

BW	MCS Index	RB	RB Size	RB Offset	Low CH 370500	Mid CH 376000	High CH 381500	Max. Tune-up (dBm)
					Frequency 1852.5MHz	Frequency 1880MHz	Frequency 1907.5MHz	
5M	DFT-s-OFDM Pi/2 BPSK	Outer	1	0	23.64	23.54	23.56	24
			1	24	23.71	23.69	23.63	24
			2	0	23.56	23.56	23.48	24
			2	23	23.74	23.67	23.70	24
			25	0	22.76	22.71	22.67	24
		Inner	1	1	23.61	23.55	23.57	24
			1	23	23.83	23.78	23.68	24
			12	6	23.73	23.66	23.64	24
		DFT-s-OFDM QPSK	Outer	1	0	23.06	23.06	22.98
	1			24	23.11	23.09	23.08	24
	2			0	23.11	23.06	23.02	24
	2			23	23.24	23.27	23.19	24
	25			0	23.21	23.16	23.16	24
	Inner		1	1	23.57	23.57	23.50	24
			1	23	23.68	23.66	23.65	24
			12	6	23.71	23.73	23.66	24
	DFT-s-OFDM 16QAM		Outer	1	0	21.38	21.29	21.29
		1		24	21.50	21.44	21.42	23
		2		0	21.58	21.48	21.50	23
		2		23	21.74	21.67	21.70	23
		25		0	21.71	21.71	21.66	23
		Inner	1	1	22.37	22.30	22.30	23
			1	23	22.56	22.47	22.45	23
			12	6	22.71	22.74	22.69	23
		DFT-s-OFDM 64QAM	Outer	1	0	21.23	21.18	21.11
	1			24	21.31	21.34	21.29	22
	2			0	21.04	21.00	20.97	22
	2			23	21.23	21.13	21.16	22
	25			0	21.28	21.21	21.13	22
	Inner		1	1	21.30	21.27	21.20	22
			1	23	21.43	21.40	21.33	22
			12	6	21.18	21.15	21.15	22
	DFT-s-OFDM 256QAM		Outer	1	0	20.78	20.73	20.66
		1		24	20.85	20.82	20.83	22
		2		0	21.24	21.17	21.14	22
		2		23	21.42	21.40	21.31	22
25		0		21.26	21.21	21.20	22	
Inner		1	1	20.75	20.75	20.70	22	
		1	23	20.93	20.86	20.86	22	
		12	6	21.28	21.20	21.13	22	



**BUREAU  
VERITAS**

**Test Report No.: W7L-P20210616-3RF01**

BW	MCS Index	RB	RB Size	RB Offset	Low CH 371000	Mid CH 376000	High CH 381000	Max. Tune-up (dBm)
					Frequency 1855MHz	Frequency 1880MHz	Frequency 1905MHz	
10M	DFT-s-OFDM Pi/2 BPSK	Outer	1	0	23.58	23.60	23.53	24
			1	51	23.77	23.67	23.69	24
			2	0	23.54	23.52	23.46	24
			2	50	23.73	23.73	23.65	24
			50	0	22.73	22.71	22.70	24
		Inner	1	1	23.61	23.56	23.54	24
			1	50	23.77	23.75	23.74	24
			25	12	23.70	23.72	23.64	24
		DFT-s-OFDM QPSK	Outer	1	0	23.07	23.01	22.99
	1			51	23.16	23.06	23.08	24
	2			0	23.10	23.03	23.06	24
	2			50	23.28	23.23	23.19	24
	50			0	23.17	23.20	23.12	24
	Inner		1	1	23.59	23.54	23.54	24
			1	50	23.69	23.69	23.62	24
			25	12	23.72	23.70	23.69	24
	DFT-s-OFDM 16QAM		Outer	1	0	21.31	21.34	21.29
		1		51	21.51	21.46	21.39	23
		2		0	21.52	21.55	21.50	23
		2		50	21.75	21.70	21.63	23
		50		0	21.73	21.73	21.68	23
		Inner	1	1	22.34	22.29	22.27	23
			1	50	22.51	22.49	22.48	23
			25	12	22.71	22.73	22.65	23
		DFT-s-OFDM 64QAM	Outer	1	0	21.19	21.22	21.17
	1			51	21.35	21.30	21.23	22
	2			0	21.01	21.04	20.99	22
	2			50	21.20	21.16	21.13	22
	50			0	21.27	21.17	21.20	22
	Inner		1	1	21.26	21.26	21.21	22
			1	50	21.42	21.35	21.35	22
			25	12	21.22	21.13	21.11	22
	DFT-s-OFDM 256QAM		Outer	1	0	20.73	20.67	20.69
		1		51	20.92	20.87	20.77	22
		2		0	21.20	21.13	21.11	22
		2		50	21.44	21.35	21.35	22
50		0		21.25	21.24	21.15	22	
Inner		1	1	20.79	20.69	20.72	22	
		1	50	20.88	20.88	20.83	22	
		25	12	21.27	21.17	21.20	22	



BUREAU  
VERITAS

Test Report No.: W7L-P20210616-3RF01

BW	MCS Index	RB	RB Size	RB Offset	Low CH 371500	Mid CH 376000	High CH 380500	Max. Tune-up (dBm)
					Frequency 1857.5MHz	Frequency 1880MHz	Frequency 1902.5MHz	
15M	DFT-s-OFDM Pi/2 BPSK	Outer	1	0	23.62	23.57	23.56	24
			1	78	23.73	23.73	23.68	24
			2	0	23.60	23.50	23.53	24
			2	77	23.71	23.71	23.66	24
			75	0	22.77	22.70	22.70	24
		Inner	1	1	23.66	23.58	23.51	24
			1	77	23.78	23.77	23.72	24
			36	18	23.76	23.67	23.65	24
		DFT-s-OFDM QPSK	Outer	1	0	23.11	23.04	22.96
	1			78	23.14	23.11	23.04	24
	2			0	23.13	23.10	23.03	24
	2			77	23.26	23.23	23.23	24
	75			0	23.24	23.19	23.12	24
	Inner		1	1	23.55	23.52	23.53	24
			1	77	23.74	23.67	23.64	24
			36	18	23.76	23.74	23.65	24
	DFT-s-OFDM 16QAM		Outer	1	0	21.33	21.27	21.29
		1		78	21.54	21.49	21.39	23
		2		0	21.53	21.48	21.46	23
		2		77	21.77	21.74	21.67	23
		75		0	21.77	21.67	21.70	23
		Inner	1	1	22.32	22.32	22.27	23
			1	77	22.56	22.46	22.49	23
			36	18	22.71	22.71	22.66	23
		DFT-s-OFDM 64QAM	Outer	1	0	21.24	21.17	21.17
	1			78	21.37	21.28	21.26	22
	2			0	21.03	20.97	20.99	22
	2			77	21.24	21.19	21.09	22
	75			0	21.22	21.17	21.15	22
	Inner		1	1	21.31	21.24	21.24	22
			1	77	21.43	21.34	21.32	22
			36	18	21.18	21.12	21.14	22
	DFT-s-OFDM 256QAM		Outer	1	0	20.77	20.67	20.70
		1		78	20.85	20.85	20.80	22
		2		0	21.23	21.13	21.16	22
		2		77	21.37	21.37	21.32	22
75		0		21.27	21.20	21.20	22	
Inner		1	1	20.79	20.70	20.68	22	
		1	77	20.90	20.84	20.86	22	
		36	18	21.28	21.23	21.13	22	



BW	MCS Index	RB	RB Size	RB Offset	Low CH 372000	Mid CH 376000	High CH 380000	Max. Tune-up (dBm)
					Frequency 1860MHz	Frequency 1880MHz	Frequency 1900MHz	
20M	DFT-s-OFDM Pi/2 BPSK	Outer	1	0	23.66	23.62	23.58	24
			1	105	23.79	23.75	23.71	24
			2	0	23.62	23.58	23.54	24
			2	104	23.79	23.75	23.71	24
			100	0	22.80	22.76	22.72	24
		Inner	1	1	23.67	23.63	23.59	24
			1	104	23.84	23.80	23.76	24
	50		25	23.78	23.74	23.70	24	
	DFT-s-OFDM QPSK	Outer	1	0	23.12	23.08	23.04	24
			1	105	23.18	23.14	23.10	24
			2	0	23.15	23.11	23.07	24
			2	104	23.32	23.28	23.24	24
			100	0	23.25	23.21	23.17	24
		Inner	1	1	23.63	23.59	23.55	24
			1	104	23.75	23.71	23.67	24
	50		25	23.79	23.75	23.71	24	
	DFT-s-OFDM 16QAM	Outer	1	0	21.39	21.35	21.31	23
			1	105	21.55	21.51	21.47	23
			2	0	21.60	21.56	21.52	23
			2	104	21.79	21.75	21.71	23
			100	0	21.79	21.75	21.71	23
		Inner	1	1	22.40	22.36	22.32	23
			1	104	22.58	22.54	22.50	23
	50		25	22.79	22.75	22.71	23	
	DFT-s-OFDM 64QAM	Outer	1	0	21.27	21.23	21.19	22
			1	105	21.39	21.35	21.31	22
			2	0	21.09	21.05	21.01	22
			2	104	21.25	21.21	21.17	22
			100	0	21.29	21.25	21.21	22
		Inner	1	1	21.34	21.30	21.26	22
			1	104	21.45	21.41	21.37	22
	50		25	21.24	21.20	21.16	22	
	DFT-s-OFDM 256QAM	Outer	1	0	20.79	20.75	20.71	22
			1	105	20.93	20.89	20.85	22
			2	0	21.25	21.21	21.17	22
			2	104	21.45	21.41	21.37	22
100			0	21.30	21.26	21.22	22	
Inner		1	1	20.81	20.77	20.73	22	
		1	104	20.96	20.92	20.88	22	
	50	25	21.29	21.25	21.21	22		



BUREAU  
VERITAS

Test Report No.: W7L-P20210616-3RF01

12A\_n2A

BW	MCS Index	RB	RB Size	RB Offset	Low CH 370500	Mid CH 376000	High CH 381500	Max. Tune-up (dBm)
					Frequency 1852.5MHz	Frequency 1880MHz	Frequency 1907.5MHz	
5M	CP-OFDM QPSK	Outer	1	0	20.52	20.51	20.38	21
			1	24	20.68	20.61	20.59	21
			2	0	20.71	20.64	20.60	21
			2	23	20.82	20.85	20.70	21
			25	0	20.73	20.76	20.65	21
		Inner	1	1	22.94	22.94	22.84	24
			1	23	23.04	23.07	22.96	24
			13	6	23.13	23.18	23.07	24
		CP-OFDM 16QAM	Outer	1	0	20.69	20.66	20.58
	1			24	20.88	20.81	20.74	21
	2			0	20.60	20.63	20.46	21
	2			23	20.78	20.76	20.68	21
	25			0	20.74	20.72	20.64	21
	Inner		1	1	22.00	21.92	21.88	23
			1	23	22.12	22.11	21.88	23
			13	6	21.73	21.64	21.56	23
	CP-OFDM 64QAM		Outer	1	0	19.85	19.83	19.72
		1		24	20.02	19.95	19.87	21
		2		0	19.85	19.72	19.65	21
		2		23	19.97	19.94	19.90	21
		25		0	20.21	20.19	20.04	21
		Inner	1	1	19.97	19.90	19.84	21
			1	23	20.11	20.00	19.89	21
			13	6	20.23	20.33	20.17	21
		CP-OFDM 256QAM	Outer	1	0	17.04	17.01	16.81
	1			24	17.09	17.16	17.01	18
	2			0	17.01	17.00	16.83	18
	2			23	17.18	17.07	17.05	18
	25			0	17.37	17.25	17.16	18
	Inner		1	1	17.13	17.08	17.01	18
			1	23	17.24	17.21	17.01	18
			13	6	17.24	17.21	17.16	18



BW	MCS Index	RB	RB Size	RB Offset	Low CH 371000	Mid CH 376000	High CH 381000	Max. Tune-up (dBm)
					Frequency 1855MHz	Frequency 1880MHz	Frequency 1905MHz	
10M	CP-OFDM QPSK	Outer	1	0	20.53	20.46	20.39	21
			1	51	20.73	20.58	20.59	21
			2	0	20.70	20.61	20.64	21
			2	50	20.86	20.81	20.70	21
			52	0	20.69	20.80	20.61	21
		Inner	1	1	22.96	22.91	22.88	24
			1	50	23.05	23.10	22.93	24
			26	13	23.14	23.15	23.10	24
		CP-OFDM 16QAM	Outer	1	0	20.63	20.72	20.55
	1			51	20.94	20.79	20.80	21
	2			0	20.58	20.59	20.44	21
	2			50	20.77	20.82	20.63	21
	52			0	20.71	20.72	20.67	21
	Inner		1	1	22.00	21.93	21.85	23
			1	50	22.06	22.08	21.94	23
			26	13	21.70	21.70	21.56	23
	CP-OFDM 64QAM		Outer	1	0	19.78	19.88	19.72
		1		51	20.03	19.97	19.84	21
		2		0	19.79	19.79	19.65	21
		2		50	19.98	19.97	19.83	21
		52		0	20.23	20.21	20.06	21
		Inner	1	1	19.94	19.89	19.81	21
			1	50	20.06	20.02	19.92	21
			26	13	20.23	20.32	20.13	21
		CP-OFDM 256QAM	Outer	1	0	17.00	17.05	16.87
	1			51	17.13	17.12	16.95	18
	2			0	16.98	17.04	16.85	18
	2			50	17.15	17.10	17.02	18
	52			0	17.36	17.21	17.23	18
	Inner		1	1	17.09	17.07	17.02	18
			1	50	17.23	17.16	17.03	18
			26	13	17.28	17.19	17.12	18



BUREAU  
VERITAS

Test Report No.: W7L-P20210616-3RF01

BW	MCS Index	RB	RB Size	RB Offset	Low CH 371500	Mid CH 376000	High CH 380500	Max. Tune-up (dBm)
					Frequency 1857.5MHz	Frequency 1880MHz	Frequency 1902.5MHz	
15M	CP-OFDM QPSK	Outer	1	0	20.57	20.49	20.36	21
			1	78	20.71	20.63	20.55	21
			2	0	20.73	20.68	20.61	21
			2	77	20.84	20.81	20.74	21
			79	0	20.76	20.79	20.61	21
		Inner	1	1	22.92	22.89	22.87	24
			1	77	23.10	23.08	22.95	24
			39	19	23.18	23.19	23.06	24
		CP-OFDM 16QAM	Outer	1	0	20.67	20.69	20.58
	1			78	20.90	20.85	20.79	21
	2			0	20.64	20.57	20.51	21
	2			77	20.75	20.80	20.64	21
	79			0	20.75	20.71	20.67	21
	Inner		1	1	22.05	21.95	21.82	23
			1	77	22.07	22.10	21.92	23
			39	19	21.76	21.65	21.57	23
	CP-OFDM 64QAM		Outer	1	0	19.80	19.81	19.72
		1		78	20.06	20.00	19.84	21
		2		0	19.80	19.72	19.61	21
		2		77	20.00	20.01	19.87	21
		79		0	20.27	20.15	20.08	21
		Inner	1	1	19.92	19.92	19.81	21
			1	77	20.11	19.99	19.93	21
			39	19	20.23	20.30	20.14	21
		CP-OFDM 256QAM	Outer	1	0	17.05	17.00	16.87
	1			78	17.15	17.10	16.98	18
	2			0	17.00	16.97	16.85	18
	2			77	17.19	17.13	16.98	18
	79			0	17.31	17.21	17.18	18
	Inner		1	1	17.14	17.05	17.05	18
			1	77	17.24	17.15	17.00	18
			39	19	17.24	17.18	17.15	18





BUREAU  
VERITAS

Test Report No.: W7L-P20210616-3RF01

BW	MCS Index	RB	RB Size	RB Offset	Low CH 372000	Mid CH 376000	High CH 380000	Max. Tune-up (dBm)
					Frequency 1860MHz	Frequency 1880MHz	Frequency 1900MHz	
20M	CP-OFDM QPSK	Outer	1	0	20.58	20.53	20.44	21
			1	105	20.75	20.66	20.61	21
			2	0	20.75	20.69	20.65	21
			2	104	20.90	20.86	20.75	21
			106	0	20.77	20.81	20.66	21
		Inner	1	1	23.00	22.96	22.89	24
			1	104	23.11	23.12	22.98	24
			53	26	23.21	23.20	23.12	24
		CP-OFDM 16QAM	Outer	1	0	20.71	20.74	20.60
	1			105	20.96	20.87	20.82	21
	2			0	20.66	20.65	20.52	21
	2			104	20.83	20.84	20.69	21
	106			0	20.78	20.77	20.69	21
	Inner		1	1	22.06	22.00	21.90	23
			1	104	22.13	22.13	21.96	23
			53	26	21.78	21.72	21.62	23
	CP-OFDM 64QAM		Outer	1	0	19.86	19.89	19.74
		1		105	20.07	20.02	19.92	21
		2		0	19.87	19.80	19.67	21
		2		104	20.02	20.02	19.91	21
		106		0	20.29	20.23	20.09	21
		Inner	1	1	20.00	19.96	19.86	21
			1	104	20.13	20.07	19.94	21
			53	26	20.31	20.34	20.19	21
		CP-OFDM 256QAM	Outer	1	0	17.08	17.06	16.89
	1			105	17.17	17.17	17.03	18
	2			0	17.06	17.05	16.87	18
	2			104	17.20	17.15	17.06	18
	106			0	17.38	17.29	17.24	18
	Inner		1	1	17.17	17.11	17.07	18
			1	104	17.26	17.22	17.05	18
			53	26	17.30	17.26	17.17	18



**BUREAU  
VERITAS**

**Test Report No.: W7L-P20210616-3RF01**

BW	MCS Index	RB	RB Size	RB Offset	Low CH 370500	Mid CH 376000	High CH 381500	Max. Tune-up (dBm)
					Frequency 1852.5MHz	Frequency 1880MHz	Frequency 1907.5MHz	
5M	DFT-s-OFDM Pi/2 BPSK	Outer	1	0	23.56	23.52	23.51	24
			1	24	23.69	23.61	23.61	24
			2	0	23.48	23.50	23.40	24
			2	23	23.68	23.65	23.64	24
			25	0	22.69	22.66	22.65	24
		Inner	1	1	23.59	23.50	23.53	24
			1	23	23.78	23.76	23.60	24
			12	6	23.71	23.61	23.60	24
		DFT-s-OFDM QPSK	Outer	1	0	23.01	22.99	22.93
	1			24	23.09	23.01	23.06	24
	2			0	23.06	22.98	23.01	24
	2			23	23.20	23.22	23.14	24
	25			0	23.13	23.15	23.11	24
	Inner		1	1	23.53	23.52	23.49	24
			1	23	23.62	23.64	23.60	24
			12	6	23.64	23.68	23.64	24
	DFT-s-OFDM 16QAM		Outer	1	0	21.30	21.27	21.23
		1		24	21.44	21.36	21.35	23
		2		0	21.56	21.42	21.42	23
		2		23	21.69	21.65	21.68	23
		25		0	21.69	21.66	21.58	23
		Inner	1	1	22.31	22.23	22.24	23
			1	23	22.54	22.42	22.38	23
			12	6	22.63	22.72	22.63	23
		DFT-s-OFDM 64QAM	Outer	1	0	21.21	21.17	21.04
	1			24	21.23	21.29	21.21	22
	2			0	21.01	20.99	20.89	22
	2			23	21.18	21.06	21.11	22
	25			0	21.26	21.13	21.11	22
	Inner		1	1	21.25	21.19	21.19	22
			1	23	21.42	21.38	21.25	22
			12	6	21.11	21.07	21.09	22
	DFT-s-OFDM 256QAM		Outer	1	0	20.75	20.67	20.64
		1		24	20.83	20.75	20.78	22
		2		0	21.18	21.09	21.12	22
		2		23	21.40	21.32	21.30	22
25		0		21.18	21.17	21.15	22	
Inner		1	1	20.73	20.68	20.65	22	
		1	23	20.87	20.78	20.84	22	
		12	6	21.27	21.18	21.05	22	



BUREAU  
VERITAS

Test Report No.: W7L-P20210616-3RF01

BW	MCS Index	RB	RB Size	RB Offset	Low CH 371000	Mid CH 376000	High CH 381000	Max. Tune-up (dBm)
					Frequency 1855MHz	Frequency 1880MHz	Frequency 1905MHz	
10M	DFT-s-OFDM Pi/2 BPSK	Outer	1	0	23.50	23.58	23.48	24
			1	51	23.75	23.59	23.67	24
			2	0	23.46	23.46	23.38	24
			2	50	23.67	23.71	23.59	24
			50	0	22.66	22.66	22.68	24
		Inner	1	1	23.59	23.51	23.50	24
			1	50	23.72	23.73	23.66	24
			25	12	23.68	23.67	23.60	24
		DFT-s-OFDM QPSK	Outer	1	0	23.02	22.94	22.94
	1			51	23.14	22.98	23.06	24
	2			0	23.05	22.95	23.05	24
	2			50	23.24	23.18	23.14	24
	50			0	23.09	23.19	23.07	24
	Inner		1	1	23.55	23.49	23.53	24
			1	50	23.63	23.67	23.57	24
			25	12	23.65	23.65	23.67	24
	DFT-s-OFDM 16QAM		Outer	1	0	21.23	21.32	21.23
		1		51	21.45	21.38	21.32	23
		2		0	21.50	21.49	21.42	23
		2		50	21.70	21.68	21.61	23
		50		0	21.71	21.68	21.60	23
		Inner	1	1	22.28	22.22	22.21	23
			1	50	22.49	22.44	22.41	23
			25	12	22.63	22.71	22.59	23
		DFT-s-OFDM 64QAM	Outer	1	0	21.17	21.21	21.10
	1			51	21.27	21.25	21.15	22
	2			0	20.98	21.03	20.91	22
	2			50	21.15	21.09	21.08	22
	50			0	21.25	21.09	21.18	22
	Inner		1	1	21.21	21.18	21.20	22
			1	50	21.41	21.33	21.27	22
			25	12	21.15	21.05	21.05	22
	DFT-s-OFDM 256QAM		Outer	1	0	20.70	20.61	20.67
		1		51	20.90	20.80	20.72	22
		2		0	21.14	21.05	21.09	22
		2		50	21.42	21.27	21.34	22
50		0		21.17	21.20	21.10	22	
Inner		1	1	20.77	20.62	20.67	22	
		1	50	20.82	20.80	20.81	22	
		25	12	21.26	21.15	21.12	22	



BUREAU  
VERITAS

Test Report No.: W7L-P20210616-3RF01

BW	MCS Index	RB	RB Size	RB Offset	Low CH 371500	Mid CH 376000	High CH 380500	Max. Tune-up (dBm)
					Frequency 1857.5MHz	Frequency 1880MHz	Frequency 1902.5MHz	
15M	DFT-s-OFDM Pi/2 BPSK	Outer	1	0	23.54	23.55	23.51	24
			1	78	23.71	23.65	23.66	24
			2	0	23.52	23.44	23.45	24
			2	77	23.65	23.69	23.60	24
			75	0	22.70	22.65	22.68	24
		Inner	1	1	23.64	23.53	23.47	24
			1	77	23.73	23.75	23.64	24
			36	18	23.74	23.62	23.61	24
		DFT-s-OFDM QPSK	Outer	1	0	23.06	22.97	22.91
	1			78	23.12	23.03	23.02	24
	2			0	23.08	23.02	23.02	24
	2			77	23.22	23.18	23.18	24
	75			0	23.16	23.18	23.07	24
	Inner		1	1	23.51	23.47	23.52	24
			1	77	23.68	23.65	23.59	24
			36	18	23.69	23.69	23.63	24
	DFT-s-OFDM 16QAM		Outer	1	0	21.25	21.25	21.23
		1		78	21.48	21.41	21.32	23
		2		0	21.51	21.42	21.38	23
		2		77	21.72	21.72	21.65	23
		75		0	21.75	21.62	21.62	23
		Inner	1	1	22.26	22.25	22.21	23
			1	77	22.54	22.41	22.42	23
			36	18	22.63	22.69	22.60	23
		DFT-s-OFDM 64QAM	Outer	1	0	21.22	21.16	21.10
	1			78	21.29	21.23	21.18	22
	2			0	21.00	20.96	20.91	22
	2			77	21.19	21.12	21.04	22
	75			0	21.20	21.09	21.13	22
	Inner		1	1	21.26	21.16	21.23	22
			1	77	21.42	21.32	21.24	22
			36	18	21.11	21.04	21.08	22
	DFT-s-OFDM 256QAM		Outer	1	0	20.74	20.61	20.68
		1		78	20.83	20.78	20.75	22
		2		0	21.17	21.05	21.14	22
		2		77	21.35	21.29	21.31	22
75		0		21.19	21.16	21.15	22	
Inner		1	1	20.77	20.63	20.63	22	
		1	77	20.84	20.76	20.84	22	
		36	18	21.27	21.21	21.05	22	



BW	MCS Index	RB	RB Size	RB Offset	Low CH 372000	Mid CH 376000	High CH 380000	Max. Tune-up (dBm)
					Frequency 1860MHz	Frequency 1880MHz	Frequency 1900MHz	
20M	DFT-s-OFDM Pi/2 BPSK	Outer	1	0	23.58	23.60	23.53	24
			1	105	23.77	23.67	23.69	24
			2	0	23.54	23.52	23.46	24
			2	104	23.73	23.73	23.65	24
			100	0	22.73	22.71	22.70	24
		Inner	1	1	23.65	23.58	23.55	24
			1	104	23.79	23.78	23.68	24
			50	25	23.76	23.69	23.66	24
		DFT-s-OFDM QPSK	Outer	1	0	23.07	23.01	22.99
	1			105	23.16	23.06	23.08	24
	2			0	23.10	23.03	23.06	24
	2			104	23.28	23.23	23.19	24
	100			0	23.17	23.20	23.12	24
	Inner		1	1	23.59	23.54	23.54	24
			1	104	23.69	23.69	23.62	24
			50	25	23.72	23.70	23.69	24
	DFT-s-OFDM 16QAM		Outer	1	0	21.31	21.33	21.25
		1		105	21.49	21.43	21.40	23
		2		0	21.58	21.50	21.44	23
		2		104	21.74	21.73	21.69	23
		100		0	21.77	21.70	21.63	23
		Inner	1	1	22.34	22.29	22.26	23
			1	104	22.56	22.49	22.43	23
			50	25	22.71	22.73	22.65	23
		DFT-s-OFDM 64QAM	Outer	1	0	21.25	21.22	21.12
	1			105	21.31	21.30	21.23	22
	2			0	21.06	21.04	20.93	22
	2			104	21.20	21.14	21.12	22
	100			0	21.27	21.17	21.19	22
	Inner		1	1	21.29	21.22	21.25	22
			1	104	21.44	21.39	21.29	22
			50	25	21.17	21.12	21.10	22
	DFT-s-OFDM 256QAM		Outer	1	0	20.76	20.69	20.69
		1		105	20.91	20.82	20.80	22
		2		0	21.19	21.13	21.15	22
		2		104	21.43	21.33	21.36	22
100		0		21.22	21.22	21.17	22	
Inner		1	1	20.79	20.70	20.68	22	
		1	104	20.90	20.84	20.86	22	
		50	25	21.28	21.23	21.13	22	



**BUREAU  
VERITAS**

Test Report No.: W7L-P20210616-3RF01

13A\_n2A

BW	MCS Index	RB	RB Size	RB Offset	Low CH 370500	Mid CH 376000	High CH 381500	Max. Tune-up (dBm)
					Frequency 1852.5MHz	Frequency 1880MHz	Frequency 1907.5MHz	
5M	CP-OFDM QPSK	Outer	1	0	20.53	20.50	20.42	21
			1	24	20.67	20.63	20.57	21
			2	0	20.75	20.68	20.59	21
			2	23	20.81	20.89	20.69	21
			25	0	20.79	20.72	20.69	21
		Inner	1	1	22.91	22.97	22.77	24
			1	23	23.06	23.06	23.00	24
			13	6	23.19	23.17	23.06	24
		CP-OFDM 16QAM	Outer	1	0	20.72	20.66	20.59
	1			24	20.88	20.86	20.70	21
	2			0	20.60	20.68	20.52	21
	2			23	20.80	20.73	20.66	21
	25			0	20.75	20.75	20.63	21
	Inner		1	1	21.97	21.89	21.91	23
			1	23	22.14	22.09	21.90	23
			13	6	21.68	21.64	21.58	23
	CP-OFDM 64QAM		Outer	1	0	19.85	19.83	19.72
		1		24	20.06	19.95	19.93	21
		2		0	19.79	19.72	19.66	21
		2		23	20.01	19.92	19.90	21
		25		0	20.15	20.23	20.10	21
		Inner	1	1	20.01	19.91	19.82	21
			1	23	20.12	20.03	19.88	21
			13	6	20.26	20.27	20.19	21
		CP-OFDM 256QAM	Outer	1	0	17.05	17.00	16.80
	1			24	17.12	17.13	17.05	18
	2			0	17.02	16.98	16.85	18
	2			23	17.18	17.12	17.03	18
	25			0	17.32	17.28	17.16	18
	Inner		1	1	17.12	17.09	16.97	18
			1	23	17.18	17.18	17.07	18
			13	6	17.23	17.27	17.16	18



**BUREAU  
VERITAS**

Test Report No.: W7L-P20210616-3RF01

BW	MCS Index	RB	RB Size	RB Offset	Low CH 371000	Mid CH 376000	High CH 381000	Max. Tune-up (dBm)
					Frequency 1855MHz	Frequency 1880MHz	Frequency 1905MHz	
10M	CP-OFDM QPSK	Outer	1	0	20.54	20.45	20.43	21
			1	51	20.72	20.60	20.57	21
			2	0	20.74	20.65	20.63	21
			2	50	20.85	20.85	20.69	21
			52	0	20.75	20.76	20.65	21
		Inner	1	1	22.93	22.94	22.81	24
			1	50	23.07	23.09	22.97	24
			26	13	23.20	23.14	23.09	24
		CP-OFDM 16QAM	Outer	1	0	20.66	20.72	20.56
	1			51	20.94	20.84	20.76	21
	2			0	20.58	20.64	20.50	21
	2			50	20.79	20.79	20.61	21
	52			0	20.72	20.75	20.66	21
	Inner		1	1	21.97	21.90	21.88	23
			1	50	22.08	22.06	21.96	23
			26	13	21.65	21.70	21.58	23
	CP-OFDM 64QAM		Outer	1	0	19.78	19.88	19.72
		1		51	20.07	19.97	19.90	21
		2		0	19.73	19.79	19.66	21
		2		50	20.02	19.95	19.83	21
		52		0	20.17	20.25	20.12	21
		Inner	1	1	19.98	19.90	19.79	21
			1	50	20.07	20.05	19.91	21
			26	13	20.26	20.26	20.15	21
		CP-OFDM 256QAM	Outer	1	0	17.01	17.04	16.86
	1			51	17.16	17.09	16.99	18
	2			0	16.99	17.02	16.87	18
	2			50	17.15	17.15	17.00	18
	52			0	17.31	17.24	17.23	18
	Inner		1	1	17.08	17.08	16.98	18
			1	50	17.17	17.13	17.09	18
			26	13	17.27	17.25	17.12	18



BUREAU  
VERITAS

Test Report No.: W7L-P20210616-3RF01

BW	MCS Index	RB	RB Size	RB Offset	Low CH 371500	Mid CH 376000	High CH 380500	Max. Tune-up (dBm)
					Frequency 1857.5MHz	Frequency 1880MHz	Frequency 1902.5MHz	
15M	CP-OFDM QPSK	Outer	1	0	20.58	20.48	20.40	21
			1	78	20.70	20.65	20.53	21
			2	0	20.77	20.72	20.60	21
			2	77	20.83	20.85	20.73	21
			79	0	20.82	20.75	20.65	21
		Inner	1	1	22.89	22.92	22.80	24
			1	77	23.12	23.07	22.99	24
			39	19	23.24	23.18	23.05	24
		CP-OFDM 16QAM	Outer	1	0	20.70	20.69	20.59
	1			78	20.90	20.90	20.75	21
	2			0	20.64	20.62	20.57	21
	2			77	20.77	20.77	20.62	21
	79			0	20.76	20.74	20.66	21
	Inner		1	1	22.02	21.92	21.85	23
			1	77	22.09	22.08	21.94	23
			39	19	21.71	21.65	21.59	23
	CP-OFDM 64QAM		Outer	1	0	19.80	19.81	19.72
		1		78	20.10	20.00	19.90	21
		2		0	19.74	19.72	19.62	21
		2		77	20.04	19.99	19.87	21
		79		0	20.21	20.19	20.14	21
		Inner	1	1	19.96	19.93	19.79	21
			1	77	20.12	20.02	19.92	21
			39	19	20.26	20.24	20.16	21
		CP-OFDM 256QAM	Outer	1	0	17.06	16.99	16.86
	1			78	17.18	17.07	17.02	18
	2			0	17.01	16.95	16.87	18
	2			77	17.19	17.18	16.96	18
	79			0	17.26	17.24	17.18	18
	Inner		1	1	17.13	17.06	17.01	18
			1	77	17.18	17.12	17.06	18
			39	19	17.23	17.24	17.15	18





**BUREAU  
VERITAS**

**Test Report No.: W7L-P20210616-3RF01**

BW	MCS Index	RB	RB Size	RB Offset	Low CH 372000	Mid CH 376000	High CH 380000	Max. Tune-up (dBm)
					Frequency 1860MHz	Frequency 1880MHz	Frequency 1900MHz	
20M	CP-OFDM QPSK	Outer	1	0	20.59	20.52	20.48	21
			1	105	20.74	20.68	20.59	21
			2	0	20.79	20.73	20.64	21
			2	104	20.89	20.90	20.74	21
			106	0	20.83	20.77	20.70	21
		Inner	1	1	22.97	22.99	22.82	24
			1	104	23.13	23.11	23.02	24
			53	26	23.27	23.19	23.11	24
		CP-OFDM 16QAM	Outer	1	0	20.74	20.74	20.61
	1			105	20.96	20.92	20.78	21
	2			0	20.66	20.70	20.58	21
	2			104	20.85	20.81	20.67	21
	106			0	20.79	20.80	20.68	21
	Inner		1	1	22.03	21.97	21.93	23
			1	104	22.15	22.11	21.98	23
			53	26	21.73	21.72	21.64	23
	CP-OFDM 64QAM		Outer	1	0	19.86	19.89	19.74
		1		105	20.11	20.02	19.98	21
		2		0	19.81	19.80	19.68	21
		2		104	20.06	20.00	19.91	21
		106		0	20.23	20.27	20.15	21
		Inner	1	1	20.04	19.97	19.84	21
			1	104	20.14	20.10	19.93	21
			53	26	20.34	20.28	20.21	21
		CP-OFDM 256QAM	Outer	1	0	17.09	17.05	16.88
	1			105	17.20	17.14	17.07	18
	2			0	17.07	17.03	16.89	18
	2			104	17.20	17.20	17.04	18
	106			0	17.33	17.32	17.24	18
	Inner		1	1	17.16	17.12	17.03	18
			1	104	17.20	17.19	17.11	18
			53	26	17.29	17.32	17.17	18



BUREAU  
VERITAS

Test Report No.: W7L-P20210616-3RF01

BW	MCS Index	RB	RB Size	RB Offset	Low CH 370500	Mid CH 376000	High CH 381500	Max. Tune-up (dBm)
					Frequency 1852.5MHz	Frequency 1880MHz	Frequency 1907.5MHz	
5M	DFT-s-OFDM Pi/2 BPSK	Outer	1	0	23.59	23.52	23.52	24
			1	24	23.69	23.66	23.57	24
			2	0	23.48	23.55	23.46	24
			2	23	23.70	23.62	23.62	24
			25	0	22.70	22.69	22.64	24
		Inner	1	1	23.56	23.47	23.56	24
			1	23	23.80	23.74	23.62	24
			12	6	23.66	23.61	23.62	24
		DFT-s-OFDM QPSK	Outer	1	0	23.02	22.98	22.97
	1			24	23.08	23.03	23.04	24
	2			0	23.10	23.02	23.00	24
	2			23	23.19	23.26	23.13	24
	25			0	23.19	23.11	23.15	24
	Inner		1	1	23.50	23.55	23.42	24
			1	23	23.64	23.63	23.64	24
			12	6	23.70	23.67	23.63	24
	DFT-s-OFDM 16QAM		Outer	1	0	21.30	21.27	21.23
		1		24	21.48	21.36	21.41	23
		2		0	21.50	21.42	21.43	23
		2		23	21.73	21.63	21.68	23
		25		0	21.63	21.70	21.64	23
		Inner	1	1	22.35	22.24	22.22	23
			1	23	22.55	22.45	22.37	23
			12	6	22.66	22.66	22.65	23
		DFT-s-OFDM 64QAM	Outer	1	0	21.22	21.16	21.03
	1			24	21.26	21.26	21.25	22
	2			0	21.02	20.97	20.91	22
	2			23	21.18	21.11	21.09	22
	25			0	21.21	21.16	21.11	22
	Inner		1	1	21.24	21.20	21.15	22
			1	23	21.36	21.35	21.31	22
			12	6	21.10	21.13	21.09	22
	DFT-s-OFDM 256QAM		Outer	1	0	20.70	20.72	20.64
		1		24	20.81	20.77	20.75	22
		2		0	21.16	21.16	21.12	22
		2		23	21.38	21.35	21.23	22
25		0		21.22	21.16	21.19	22	
Inner		1	1	20.69	20.73	20.65	22	
		1	23	20.86	20.81	20.84	22	
		12	6	21.20	21.18	21.08	22	



BUREAU  
VERITAS

Test Report No.: W7L-P20210616-3RF01

BW	MCS Index	RB	RB Size	RB Offset	Low CH 371000	Mid CH 376000	High CH 381000	Max. Tune-up (dBm)
					Frequency 1855MHz	Frequency 1880MHz	Frequency 1905MHz	
10M	DFT-s-OFDM Pi/2 BPSK	Outer	1	0	23.53	23.58	23.49	24
			1	51	23.75	23.64	23.63	24
			2	0	23.46	23.51	23.44	24
			2	50	23.69	23.68	23.57	24
			50	0	22.67	22.69	22.67	24
		Inner	1	1	23.56	23.48	23.53	24
			1	50	23.74	23.71	23.68	24
			25	12	23.63	23.67	23.62	24
	DFT-s-OFDM QPSK	Outer	1	0	23.03	22.93	22.98	24
			1	51	23.13	23.00	23.04	24
			2	0	23.09	22.99	23.04	24
			2	50	23.23	23.22	23.13	24
			50	0	23.15	23.15	23.11	24
		Inner	1	1	23.52	23.52	23.46	24
			1	50	23.65	23.66	23.61	24
			25	12	23.71	23.64	23.66	24
	DFT-s-OFDM 16QAM	Outer	1	0	21.23	21.32	21.23	23
			1	51	21.49	21.38	21.38	23
			2	0	21.44	21.49	21.43	23
			2	50	21.74	21.66	21.61	23
			50	0	21.65	21.72	21.66	23
		Inner	1	1	22.32	22.23	22.19	23
			1	50	22.50	22.47	22.40	23
			25	12	22.66	22.65	22.61	23
	DFT-s-OFDM 64QAM	Outer	1	0	21.18	21.20	21.09	22
			1	51	21.30	21.22	21.19	22
			2	0	20.99	21.01	20.93	22
			2	50	21.15	21.14	21.06	22
			50	0	21.20	21.12	21.18	22
		Inner	1	1	21.20	21.19	21.16	22
			1	50	21.35	21.30	21.33	22
			25	12	21.14	21.11	21.05	22
	DFT-s-OFDM 256QAM	Outer	1	0	20.65	20.66	20.67	22
			1	51	20.88	20.82	20.69	22
			2	0	21.12	21.12	21.09	22
			2	50	21.40	21.30	21.27	22
			50	0	21.21	21.19	21.14	22
		Inner	1	1	20.73	20.67	20.67	22
			1	50	20.81	20.83	20.81	22
			25	12	21.19	21.15	21.15	22



BUREAU  
VERITAS

Test Report No.: W7L-P20210616-3RF01

BW	MCS Index	RB	RB Size	RB Offset	Low CH 371500	Mid CH 376000	High CH 380500	Max. Tune-up (dBm)
					Frequency 1857.5MHz	Frequency 1880MHz	Frequency 1902.5MHz	
15M	DFT-s-OFDM Pi/2 BPSK	Outer	1	0	23.57	23.55	23.52	24
			1	78	23.71	23.70	23.62	24
			2	0	23.52	23.49	23.51	24
			2	77	23.67	23.66	23.58	24
			75	0	22.71	22.68	22.67	24
		Inner	1	1	23.61	23.50	23.50	24
			1	77	23.75	23.73	23.66	24
			36	18	23.69	23.62	23.63	24
		DFT-s-OFDM QPSK	Outer	1	0	23.07	22.96	22.95
	1			78	23.11	23.05	23.00	24
	2			0	23.12	23.06	23.01	24
	2			77	23.21	23.22	23.17	24
	75			0	23.22	23.14	23.11	24
	Inner		1	1	23.48	23.50	23.45	24
			1	77	23.70	23.64	23.63	24
			36	18	23.75	23.68	23.62	24
	DFT-s-OFDM 16QAM		Outer	1	0	21.25	21.25	21.23
		1		78	21.52	21.41	21.38	23
		2		0	21.45	21.42	21.39	23
		2		77	21.76	21.70	21.65	23
		75		0	21.69	21.66	21.68	23
		Inner	1	1	22.30	22.26	22.19	23
			1	77	22.55	22.44	22.41	23
			36	18	22.66	22.63	22.62	23
		DFT-s-OFDM 64QAM	Outer	1	0	21.23	21.15	21.09
	1			78	21.32	21.20	21.22	22
	2			0	21.01	20.94	20.93	22
	2			77	21.19	21.17	21.02	22
	75			0	21.15	21.12	21.13	22
	Inner		1	1	21.25	21.17	21.19	22
			1	77	21.36	21.29	21.30	22
			36	18	21.10	21.10	21.08	22
	DFT-s-OFDM 256QAM		Outer	1	0	20.69	20.66	20.68
		1		78	20.81	20.80	20.72	22
		2		0	21.15	21.12	21.14	22
		2		77	21.33	21.32	21.24	22
75		0		21.23	21.15	21.19	22	
Inner		1	1	20.73	20.68	20.63	22	
		1	77	20.83	20.79	20.84	22	
		36	18	21.20	21.21	21.08	22	



**BUREAU  
VERITAS**

**Test Report No.: W7L-P20210616-3RF01**

BW	MCS Index	RB	RB Size	RB Offset	Low CH 372000	Mid CH 376000	High CH 380000	Max. Tune-up (dBm)
					Frequency 1860MHz	Frequency 1880MHz	Frequency 1900MHz	
20M	DFT-s-OFDM Pi/2 BPSK	Outer	1	0	23.61	23.60	23.54	24
			1	105	23.77	23.72	23.65	24
			2	0	23.54	23.57	23.52	24
			2	104	23.75	23.70	23.63	24
			100	0	22.74	22.74	22.69	24
		Inner	1	1	23.62	23.55	23.58	24
			1	104	23.81	23.76	23.70	24
			50	25	23.71	23.69	23.68	24
		DFT-s-OFDM QPSK	Outer	1	0	23.08	23.00	23.03
	1			105	23.15	23.08	23.06	24
	2			0	23.14	23.07	23.05	24
	2			104	23.27	23.27	23.18	24
	100			0	23.23	23.16	23.16	24
	Inner		1	1	23.56	23.57	23.47	24
			1	104	23.71	23.68	23.66	24
			50	25	23.78	23.69	23.68	24
	DFT-s-OFDM 16QAM		Outer	1	0	21.31	21.33	21.25
		1		105	21.53	21.43	21.46	23
		2		0	21.52	21.50	21.45	23
		2		104	21.78	21.71	21.69	23
		100		0	21.71	21.74	21.69	23
		Inner	1	1	22.38	22.30	22.24	23
			1	104	22.57	22.52	22.42	23
			50	25	22.74	22.67	22.67	23
		DFT-s-OFDM 64QAM	Outer	1	0	21.26	21.21	21.11
	1			105	21.34	21.27	21.27	22
	2			0	21.07	21.02	20.95	22
	2			104	21.20	21.19	21.10	22
	100			0	21.22	21.20	21.19	22
	Inner		1	1	21.28	21.23	21.21	22
			1	104	21.38	21.36	21.35	22
			50	25	21.16	21.18	21.10	22
	DFT-s-OFDM 256QAM		Outer	1	0	20.71	20.74	20.69
		1		105	20.89	20.84	20.77	22
		2		0	21.17	21.20	21.15	22
		2		104	21.41	21.36	21.29	22
100		0		21.26	21.21	21.21	22	
Inner		1	1	20.75	20.75	20.68	22	
		1	104	20.89	20.87	20.86	22	
		50	25	21.21	21.23	21.16	22	



**BUREAU  
VERITAS**

Test Report No.: W7L-P20210616-3RF01

14A\_n2A

BW	MCS Index	RB	RB Size	RB Offset	Low CH 370500	Mid CH 376000	High CH 381500	Max. Tune-up (dBm)
					Frequency 1852.5MHz	Frequency 1880MHz	Frequency 1907.5MHz	
5M	CP-OFDM QPSK	Outer	1	0	20.54	20.52	20.41	21
			1	24	20.69	20.64	20.53	21
			2	0	20.70	20.69	20.57	21
			2	23	20.84	20.83	20.70	21
			25	0	20.75	20.69	20.68	21
		Inner	1	1	22.97	22.97	22.77	24
			1	23	23.03	23.01	22.95	24
			13	6	23.18	23.22	23.05	24
		CP-OFDM 16QAM	Outer	1	0	20.75	20.60	20.62
	1			24	20.82	20.85	20.71	21
	2			0	20.66	20.61	20.53	21
	2			23	20.76	20.74	20.69	21
	25			0	20.78	20.71	20.64	21
	Inner		1	1	22.00	21.90	21.87	23
			1	23	22.11	22.05	21.94	23
			13	6	21.74	21.67	21.52	23
	CP-OFDM 64QAM		Outer	1	0	19.86	19.77	19.72
		1		24	20.05	19.97	19.92	21
		2		0	19.85	19.71	19.68	21
		2		23	19.96	19.88	19.90	21
		25		0	20.21	20.23	20.08	21
		Inner	1	1	19.97	19.92	19.89	21
			1	23	20.12	20.03	19.91	21
			13	6	20.23	20.28	20.21	21
		CP-OFDM 256QAM	Outer	1	0	17.05	16.98	16.85
	1			24	17.14	17.20	17.03	18
	2			0	16.97	16.93	16.85	18
	2			23	17.20	17.08	17.08	18
	25			0	17.37	17.26	17.13	18
	Inner		1	1	17.12	17.08	17.00	18
			1	23	17.23	17.15	17.08	18
			13	6	17.23	17.25	17.17	18



BUREAU  
VERITAS

Test Report No.: W7L-P20210616-3RF01

BW	MCS Index	RB	RB Size	RB Offset	Low CH 371000	Mid CH 376000	High CH 381000	Max. Tune-up (dBm)
					Frequency 1855MHz	Frequency 1880MHz	Frequency 1905MHz	
10M	CP-OFDM QPSK	Outer	1	0	20.55	20.47	20.42	21
			1	51	20.74	20.61	20.53	21
			2	0	20.69	20.66	20.61	21
			2	50	20.88	20.79	20.70	21
			52	0	20.71	20.73	20.64	21
		Inner	1	1	22.99	22.94	22.81	24
			1	50	23.04	23.04	22.92	24
			26	13	23.19	23.19	23.08	24
		CP-OFDM 16QAM	Outer	1	0	20.69	20.66	20.59
	1			51	20.88	20.83	20.77	21
	2			0	20.64	20.57	20.51	21
	2			50	20.75	20.80	20.64	21
	52			0	20.75	20.71	20.67	21
	Inner		1	1	22.00	21.91	21.84	23
			1	50	22.05	22.02	22.00	23
			26	13	21.71	21.73	21.52	23
	CP-OFDM 64QAM		Outer	1	0	19.79	19.82	19.72
		1		51	20.06	19.99	19.89	21
		2		0	19.79	19.78	19.68	21
		2		50	19.97	19.91	19.83	21
		52		0	20.23	20.25	20.10	21
		Inner	1	1	19.94	19.91	19.86	21
			1	50	20.07	20.05	19.94	21
			26	13	20.23	20.27	20.17	21
		CP-OFDM 256QAM	Outer	1	0	17.01	17.02	16.91
	1			51	17.18	17.16	16.97	18
	2			0	16.94	16.97	16.87	18
	2			50	17.17	17.11	17.05	18
	52			0	17.36	17.22	17.20	18
	Inner		1	1	17.08	17.07	17.01	18
			1	50	17.22	17.10	17.10	18
			26	13	17.27	17.23	17.13	18



**BUREAU  
VERITAS**

Test Report No.: W7L-P20210616-3RF01

BW	MCS Index	RB	RB Size	RB Offset	Low CH 371500	Mid CH 376000	High CH 380500	Max. Tune-up (dBm)
					Frequency 1857.5MHz	Frequency 1880MHz	Frequency 1902.5MHz	
15M	CP-OFDM QPSK	Outer	1	0	20.59	20.50	20.39	21
			1	78	20.72	20.66	20.49	21
			2	0	20.72	20.73	20.58	21
			2	77	20.86	20.79	20.74	21
			79	0	20.78	20.72	20.64	21
		Inner	1	1	22.95	22.92	22.80	24
			1	77	23.09	23.02	22.94	24
			39	19	23.23	23.23	23.04	24
		CP-OFDM 16QAM	Outer	1	0	20.73	20.63	20.62
	1			78	20.84	20.89	20.76	21
	2			0	20.70	20.55	20.58	21
	2			77	20.73	20.78	20.65	21
	79			0	20.79	20.70	20.67	21
	Inner		1	1	22.05	21.93	21.81	23
			1	77	22.06	22.04	21.98	23
			39	19	21.77	21.68	21.53	23
	CP-OFDM 64QAM		Outer	1	0	19.81	19.75	19.72
		1		78	20.09	20.02	19.89	21
		2		0	19.80	19.71	19.64	21
		2		77	19.99	19.95	19.87	21
		79		0	20.27	20.19	20.12	21
		Inner	1	1	19.92	19.94	19.86	21
			1	77	20.12	20.02	19.95	21
			39	19	20.23	20.25	20.18	21
		CP-OFDM 256QAM	Outer	1	0	17.06	16.97	16.91
	1			78	17.20	17.14	17.00	18
	2			0	16.96	16.90	16.87	18
	2			77	17.21	17.14	17.01	18
	79			0	17.31	17.22	17.15	18
	Inner		1	1	17.13	17.05	17.04	18
			1	77	17.23	17.09	17.07	18
			39	19	17.23	17.22	17.16	18





**BUREAU  
VERITAS**

**Test Report No.: W7L-P20210616-3RF01**

BW	MCS Index	RB	RB Size	RB Offset	Low CH 372000	Mid CH 376000	High CH 380000	Max. Tune-up (dBm)
					Frequency 1860MHz	Frequency 1880MHz	Frequency 1900MHz	
20M	CP-OFDM QPSK	Outer	1	0	20.60	20.54	20.47	21
			1	105	20.76	20.69	20.55	21
			2	0	20.74	20.74	20.62	21
			2	104	20.92	20.84	20.75	21
			106	0	20.79	20.74	20.69	21
		Inner	1	1	23.03	22.99	22.82	24
			1	104	23.10	23.06	22.97	24
			53	26	23.26	23.24	23.10	24
		CP-OFDM 16QAM	Outer	1	0	20.77	20.68	20.64
	1			105	20.90	20.91	20.79	21
	2			0	20.72	20.63	20.59	21
	2			104	20.81	20.82	20.70	21
	106			0	20.82	20.76	20.69	21
	Inner		1	1	22.06	21.98	21.89	23
			1	104	22.12	22.07	22.02	23
			53	26	21.79	21.75	21.58	23
	CP-OFDM 64QAM		Outer	1	0	19.87	19.83	19.74
		1		105	20.10	20.04	19.97	21
		2		0	19.87	19.79	19.70	21
		2		104	20.01	19.96	19.91	21
		106		0	20.29	20.27	20.13	21
		Inner	1	1	20.00	19.98	19.91	21
			1	104	20.14	20.10	19.96	21
			53	26	20.31	20.29	20.23	21
		CP-OFDM 256QAM	Outer	1	0	17.09	17.03	16.93
	1			105	17.22	17.21	17.05	18
	2			0	17.02	16.98	16.89	18
	2			104	17.22	17.16	17.09	18
	106			0	17.38	17.30	17.21	18
	Inner		1	1	17.16	17.11	17.06	18
			1	104	17.25	17.16	17.12	18
			53	26	17.29	17.30	17.18	18



**BUREAU  
VERITAS**

**Test Report No.: W7L-P20210616-3RF01**

BW	MCS Index	RB	RB Size	RB Offset	Low CH 370500	Mid CH 376000	High CH 381500	Max. Tune-up (dBm)
					Frequency 1852.5MHz	Frequency 1880MHz	Frequency 1907.5MHz	
5M	DFT-s-OFDM Pi/2 BPSK	Outer	1	0	23.62	23.46	23.55	24
			1	24	23.63	23.65	23.58	24
			2	0	23.54	23.48	23.47	24
			2	23	23.66	23.63	23.65	24
			25	0	22.73	22.65	22.65	24
		Inner	1	1	23.59	23.48	23.52	24
			1	23	23.77	23.70	23.66	24
			12	6	23.72	23.64	23.56	24
		DFT-s-OFDM QPSK	Outer	1	0	23.03	23.00	22.96
	1			24	23.10	23.04	23.00	24
	2			0	23.05	23.03	22.98	24
	2			23	23.22	23.20	23.14	24
	25			0	23.15	23.08	23.14	24
	Inner		1	1	23.56	23.55	23.42	24
			1	23	23.61	23.58	23.59	24
			12	6	23.69	23.72	23.62	24
	DFT-s-OFDM 16QAM		Outer	1	0	21.31	21.21	21.23
		1		24	21.47	21.38	21.40	23
		2		0	21.56	21.41	21.45	23
		2		23	21.68	21.59	21.68	23
		25		0	21.69	21.70	21.62	23
		Inner	1	1	22.31	22.25	22.29	23
			1	23	22.55	22.45	22.40	23
			12	6	22.63	22.67	22.67	23
		DFT-s-OFDM 64QAM	Outer	1	0	21.22	21.14	21.08
	1			24	21.28	21.33	21.23	22
	2			0	20.97	20.92	20.91	22
	2			23	21.20	21.07	21.14	22
	25			0	21.26	21.14	21.08	22
	Inner		1	1	21.24	21.19	21.18	22
			1	23	21.41	21.32	21.32	22
			12	6	21.10	21.11	21.10	22
	DFT-s-OFDM 256QAM		Outer	1	0	20.76	20.66	20.61
		1		24	20.79	20.74	20.81	22
		2		0	21.23	21.15	21.06	22
		2		23	21.40	21.32	21.29	22
25		0		21.18	21.15	21.12	22	
Inner		1	1	20.69	20.73	20.64	22	
		1	23	20.86	20.81	20.84	22	
		12	6	21.26	21.15	21.09	22	



BUREAU  
VERITAS

Test Report No.: W7L-P20210616-3RF01

BW	MCS Index	RB	RB Size	RB Offset	Low CH 371000	Mid CH 376000	High CH 381000	Max. Tune-up (dBm)
					Frequency 1855MHz	Frequency 1880MHz	Frequency 1905MHz	
10M	DFT-s-OFDM Pi/2 BPSK	Outer	1	0	23.56	23.52	23.52	24
			1	51	23.69	23.63	23.64	24
			2	0	23.52	23.44	23.45	24
			2	50	23.65	23.69	23.60	24
			50	0	22.70	22.65	22.68	24
		Inner	1	1	23.59	23.49	23.49	24
			1	50	23.71	23.67	23.72	24
			25	12	23.69	23.70	23.56	24
		DFT-s-OFDM QPSK	Outer	1	0	23.04	22.95	22.97
	1			51	23.15	23.01	23.00	24
	2			0	23.04	23.00	23.02	24
	2			50	23.26	23.16	23.14	24
	50			0	23.11	23.12	23.10	24
	Inner		1	1	23.58	23.52	23.46	24
			1	50	23.62	23.61	23.56	24
			25	12	23.70	23.69	23.65	24
	DFT-s-OFDM 16QAM		Outer	1	0	21.24	21.26	21.23
		1		51	21.48	21.40	21.37	23
		2		0	21.50	21.48	21.45	23
		2		50	21.69	21.62	21.61	23
		50		0	21.71	21.72	21.64	23
		Inner	1	1	22.28	22.24	22.26	23
			1	50	22.50	22.47	22.43	23
			25	12	22.63	22.66	22.63	23
		DFT-s-OFDM 64QAM	Outer	1	0	21.18	21.18	21.14
	1			51	21.32	21.29	21.17	22
	2			0	20.94	20.96	20.93	22
	2			50	21.17	21.10	21.11	22
	50			0	21.25	21.10	21.15	22
	Inner		1	1	21.20	21.18	21.19	22
			1	50	21.40	21.27	21.34	22
			25	12	21.14	21.09	21.06	22
	DFT-s-OFDM 256QAM		Outer	1	0	20.71	20.60	20.64
		1		51	20.86	20.79	20.75	22
		2		0	21.19	21.11	21.03	22
		2		50	21.42	21.27	21.33	22
		50		0	21.17	21.18	21.07	22
		Inner	1	1	20.73	20.67	20.66	22
			1	50	20.81	20.83	20.81	22
			25	12	21.25	21.12	21.16	22



BUREAU  
VERITAS

Test Report No.: W7L-P20210616-3RF01

BW	MCS Index	RB	RB Size	RB Offset	Low CH 371500	Mid CH 376000	High CH 380500	Max. Tune-up (dBm)
					Frequency 1857.5MHz	Frequency 1880MHz	Frequency 1902.5MHz	
15M	DFT-s-OFDM Pi/2 BPSK	Outer	1	0	23.60	23.49	23.55	24
			1	78	23.65	23.69	23.63	24
			2	0	23.58	23.42	23.52	24
			2	77	23.63	23.67	23.61	24
			75	0	22.74	22.64	22.68	24
		Inner	1	1	23.64	23.51	23.46	24
			1	77	23.72	23.69	23.70	24
			36	18	23.75	23.65	23.57	24
		DFT-s-OFDM QPSK	Outer	1	0	23.08	22.98	22.94
	1			78	23.13	23.06	22.96	24
	2			0	23.07	23.07	22.99	24
	2			77	23.24	23.16	23.18	24
	75			0	23.18	23.11	23.10	24
	Inner		1	1	23.54	23.50	23.45	24
			1	77	23.67	23.59	23.58	24
			36	18	23.74	23.73	23.61	24
	DFT-s-OFDM 16QAM		Outer	1	0	21.26	21.19	21.23
		1		78	21.51	21.43	21.37	23
		2		0	21.51	21.41	21.41	23
		2		77	21.71	21.66	21.65	23
		75		0	21.75	21.66	21.66	23
		Inner	1	1	22.26	22.27	22.26	23
			1	77	22.55	22.44	22.44	23
			36	18	22.63	22.64	22.64	23
		DFT-s-OFDM 64QAM	Outer	1	0	21.23	21.13	21.14
	1			78	21.34	21.27	21.20	22
	2			0	20.96	20.89	20.93	22
	2			77	21.21	21.13	21.07	22
	75			0	21.20	21.10	21.10	22
	Inner		1	1	21.25	21.16	21.22	22
			1	77	21.41	21.26	21.31	22
			36	18	21.10	21.08	21.09	22
	DFT-s-OFDM 256QAM		Outer	1	0	20.75	20.60	20.65
		1		78	20.79	20.77	20.78	22
		2		0	21.22	21.11	21.08	22
		2		77	21.35	21.29	21.30	22
75		0		21.19	21.14	21.12	22	
Inner		1	1	20.73	20.68	20.62	22	
		1	77	20.83	20.79	20.84	22	
		36	18	21.26	21.18	21.09	22	



BW	MCS Index	RB	RB Size	RB Offset	Low CH 372000	Mid CH 376000	High CH 380000	Max. Tune-up (dBm)
					Frequency 1860MHz	Frequency 1880MHz	Frequency 1900MHz	
20M	DFT-s-OFDM Pi/2 BPSK	Outer	1	0	23.64	23.54	23.57	24
			1	105	23.71	23.71	23.66	24
			2	0	23.60	23.50	23.53	24
			2	104	23.71	23.71	23.66	24
			100	0	22.77	22.70	22.70	24
		Inner	1	1	23.65	23.56	23.54	24
			1	104	23.78	23.72	23.74	24
			50	25	23.77	23.72	23.62	24
		DFT-s-OFDM QPSK	Outer	1	0	23.09	23.02	23.02
	1			105	23.17	23.09	23.02	24
	2			0	23.09	23.08	23.03	24
	2			104	23.30	23.21	23.19	24
	100			0	23.19	23.13	23.15	24
	Inner		1	1	23.62	23.57	23.47	24
			1	104	23.68	23.63	23.61	24
			50	25	23.77	23.74	23.67	24
	DFT-s-OFDM 16QAM		Outer	1	0	21.32	21.27	21.25
		1		105	21.52	21.45	21.45	23
		2		0	21.58	21.49	21.47	23
		2		104	21.73	21.67	21.69	23
		100		0	21.77	21.74	21.67	23
		Inner	1	1	22.34	22.31	22.31	23
			1	104	22.57	22.52	22.45	23
			50	25	22.71	22.68	22.69	23
		DFT-s-OFDM 64QAM	Outer	1	0	21.26	21.19	21.16
	1			105	21.36	21.34	21.25	22
	2			0	21.02	20.97	20.95	22
	2			104	21.22	21.15	21.15	22
	100			0	21.27	21.18	21.16	22
	Inner		1	1	21.28	21.22	21.24	22
			1	104	21.43	21.33	21.36	22
			50	25	21.16	21.16	21.11	22
	DFT-s-OFDM 256QAM		Outer	1	0	20.77	20.68	20.66
		1		105	20.87	20.81	20.83	22
		2		0	21.24	21.19	21.09	22
		2		104	21.43	21.33	21.35	22
100		0		21.22	21.20	21.14	22	
Inner		1	1	20.75	20.75	20.67	22	
		1	104	20.89	20.87	20.86	22	
		50	25	21.27	21.20	21.17	22	



BUREAU  
VERITAS

Test Report No.: W7L-P20210616-3RF01

2A\_n5A

BW	MCS Index	RB	RB Size	RB Offset	Low CH 165300	Mid CH 167300	High CH 169300	Max. Tune-up (dBm)
					Frequency 826.5MHz	Frequency 836.5MHz	Frequency 846.5MHz	
5M	CP-OFDM QPSK	Outer	1	0	20.01	20.03	20.08	21
			1	24	20.50	20.48	20.57	21
			2	0	20.49	20.50	20.60	21
			2	23	20.88	20.91	20.94	21
			25	0	20.43	20.54	20.53	21
		Inner	1	1	22.44	22.47	22.54	24
			1	23	22.70	22.78	22.78	24
			13	6	22.95	23.01	23.07	24
	CP-OFDM 16QAM	Outer	1	0	20.10	20.20	20.20	21
			1	24	20.63	20.61	20.70	21
			2	0	19.96	20.02	20.03	21
			2	23	20.47	20.55	20.54	21
			25	0	20.40	20.46	20.52	21
		Inner	1	1	21.27	21.28	21.32	23
			1	23	21.59	21.64	21.65	23
			13	6	21.41	21.42	21.46	23
	CP-OFDM 64QAM	Outer	1	0	19.45	19.55	19.54	21
			1	24	19.91	19.93	19.97	21
			2	0	19.37	19.37	19.38	21
			2	23	19.79	19.86	19.89	21
			25	0	19.93	19.94	19.94	21
		Inner	1	1	19.51	19.54	19.58	21
			1	23	19.95	19.96	19.97	21
			13	6	19.90	20.00	19.99	21
	CP-OFDM 256QAM	Outer	1	0	16.66	16.71	16.68	18
			1	24	17.36	17.43	17.43	18
			2	0	16.51	16.57	16.53	18
			2	23	16.97	16.99	17.04	18
			25	0	17.07	17.05	17.14	18
		Inner	1	1	16.68	16.69	16.79	18
			1	23	17.40	17.43	17.40	18
			13	6	17.04	17.07	17.12	18



**BUREAU  
VERITAS**

**Test Report No.: W7L-P20210616-3RF01**

BW	MCS Index	RB	RB Size	RB Offset	Low CH 165800	Mid CH 167300	High CH 168800	Max. Tune-up (dBm)
					Frequency 829MHz	Frequency 836.5MHz	Frequency 844MHz	
10M	CP-OFDM QPSK	Outer	1	0	20.00	20.08	20.07	21
			1	51	20.45	20.51	20.57	21
			2	0	20.50	20.53	20.56	21
			2	50	20.84	20.95	20.94	21
			52	0	20.47	20.50	20.57	21
		Inner	1	1	22.42	22.50	22.50	24
			1	50	22.69	22.75	22.81	24
			26	13	22.94	23.04	23.04	24
		CP-OFDM 16QAM	Outer	1	0	20.16	20.14	20.23
	1			51	20.57	20.63	20.64	21
	2			0	19.98	20.06	20.05	21
	2			50	20.48	20.49	20.59	21
	52			0	20.43	20.46	20.49	21
	Inner		1	1	21.23	21.25	21.34	23
			1	50	21.63	21.66	21.63	23
			26	13	21.38	21.39	21.44	23
	CP-OFDM 64QAM		Outer	1	0	19.52	19.51	19.58
		1		51	19.92	19.94	19.99	21
		2		0	19.37	19.35	19.44	21
		2		50	19.79	19.80	19.90	21
		52		0	19.87	19.95	19.97	21
		Inner	1	1	19.54	19.55	19.62	21
			1	50	19.95	19.94	19.99	21
			26	13	19.90	20.01	20.03	21
		CP-OFDM 256QAM	Outer	1	0	16.64	16.67	16.67
	1			51	17.36	17.47	17.49	18
	2			0	16.49	16.53	16.57	18
	2			50	17.00	16.98	17.08	18
	52			0	17.08	17.09	17.08	18
	Inner		1	1	16.69	16.74	16.74	18
			1	50	17.39	17.44	17.44	18
			26	13	17.05	17.10	17.17	18



**BUREAU  
VERITAS**

Test Report No.: W7L-P20210616-3RF01

BW	MCS Index	RB	RB Size	RB Offset	Low CH 166300	Mid CH 167300	High CH 168300	Max. Tune-up (dBm)
					Frequency 831.5MHz	Frequency 836.5MHz	Frequency 841.5MHz	
15M	CP-OFDM QPSK	Outer	1	0	20.05	20.06	20.05	22
			1	78	20.48	20.53	20.53	22
			2	0	20.52	20.57	20.57	22
			2	77	20.86	20.91	20.98	22
			79	0	20.50	20.53	20.53	22
		Inner	1	1	22.40	22.45	22.53	24
			1	77	22.75	22.76	22.80	24
			39	19	22.99	23.05	23.03	24
		CP-OFDM 16QAM	Outer	1	0	20.14	20.17	20.23
	1			78	20.59	20.67	20.69	21
	2			0	20.02	20.00	20.10	21
	2			77	20.45	20.53	20.55	21
	79			0	20.44	20.45	20.52	21
	Inner		1	1	21.28	21.28	21.28	23
			1	77	21.58	21.65	21.67	23
			39	19	21.41	21.40	21.45	23
	CP-OFDM 64QAM		Outer	1	0	19.47	19.49	19.58
		1		78	19.96	19.99	19.96	21
		2		0	19.32	19.35	19.40	21
		2		77	19.82	19.87	19.87	21
		79		0	19.93	19.91	20.01	21
		Inner	1	1	19.49	19.57	19.59	21
			1	77	19.95	19.93	20.03	21
			39	19	19.90	19.98	20.00	21
		CP-OFDM 256QAM	Outer	1	0	16.65	16.66	16.73
	1			78	17.42	17.41	17.46	18
	2			0	16.48	16.50	16.59	18
	2			77	17.01	17.04	17.01	18
	79			0	17.02	17.05	17.10	18
	Inner		1	1	16.70	16.71	16.78	18
			1	77	17.39	17.38	17.43	18
			39	19	17.05	17.07	17.16	18





BUREAU  
VERITAS

Test Report No.: W7L-P20210616-3RF01

BW	MCS Index	RB	RB Size	RB Offset	Low CH 166800	Mid CH 167300	High CH 167800	Max. Tune-up (dBm)
					Frequency 834MHz	Frequency 836.5MHz	Frequency 839MHz	
20M	CP-OFDM QPSK	Outer	1	0	20.06	20.10	20.13	22
			1	105	20.52	20.56	20.59	22
			2	0	20.54	20.58	20.61	22
			2	104	20.92	20.96	20.99	22
			106	0	20.51	20.55	20.58	22
		Inner	1	1	22.48	22.52	22.55	24
			1	104	22.76	22.80	22.83	24
			53	26	23.02	23.06	23.09	24
		CP-OFDM 16QAM	Outer	1	0	20.18	20.22	20.25
	1			105	20.65	20.69	20.72	22
	2			0	20.04	20.08	20.11	22
	2			104	20.53	20.57	20.60	22
	106			0	20.47	20.51	20.54	22
	Inner		1	1	21.29	21.33	21.36	23
			1	104	21.64	21.68	21.71	23
			53	26	21.43	21.47	21.50	23
	CP-OFDM 64QAM		Outer	1	0	19.53	19.57	19.60
		1		105	19.97	20.01	20.04	21
		2		0	19.39	19.43	19.46	21
		2		104	19.84	19.88	19.91	21
		106		0	19.95	19.99	20.02	21
		Inner	1	1	19.57	19.61	19.64	21
			1	104	19.97	20.01	20.04	21
			53	26	19.98	20.02	20.05	21
		CP-OFDM 256QAM	Outer	1	0	16.68	16.72	16.75
	1			105	17.44	17.48	17.51	18
	2			0	16.54	16.58	16.61	18
	2			104	17.02	17.06	17.09	18
	106			0	17.09	17.13	17.16	18
	Inner		1	1	16.73	16.77	16.80	18
			1	104	17.41	17.45	17.48	18
			53	26	17.11	17.15	17.18	18



**BUREAU  
VERITAS**

**Test Report No.: W7L-P20210616-3RF01**

BW	MCS Index	RB	RB Size	RB Offset	Low CH 165300	Mid CH 167300	High CH 169300	Max. Tune-up (dBm)
					Frequency 826.5MHz	Frequency 836.5MHz	Frequency 846.5MHz	
5M	DFT-s-OFDM Pi/2 BPSK	Outer	1	0	22.69	22.62	22.73	24
			1	24	23.12	23.01	23.16	24
			2	0	22.76	22.68	22.84	24
			2	23	23.26	23.20	23.29	24
			25	0	22.93	22.95	23.00	24
		Inner	1	1	23.29	23.23	23.36	24
			1	23	23.64	23.63	23.69	24
			12	6	23.42	23.39	23.51	24
		DFT-s-OFDM QPSK	Outer	1	0	23.10	23.11	23.17
	1			24	23.63	23.52	23.67	24
	2			0	23.18	23.15	23.22	24
	2			23	23.61	23.60	23.65	24
	25			0	22.42	22.39	22.51	24
	Inner		1	1	23.23	23.15	23.25	24
			1	23	23.59	23.55	23.62	24
			12	6	23.49	23.41	23.51	24
	DFT-s-OFDM 16QAM		Outer	1	0	21.18	21.19	21.24
		1		24	21.56	21.49	21.59	23
		2		0	21.18	21.09	21.16	23
		2		23	21.51	21.49	21.58	23
		25		0	21.50	21.42	21.48	23
		Inner	1	1	22.63	22.57	22.67	24
			1	23	22.96	22.88	22.95	24
			12	6	22.45	22.46	22.51	24
		DFT-s-OFDM 64QAM	Outer	1	0	20.83	20.79	20.82
	1			24	21.18	21.16	21.22	22
	2			0	20.79	20.76	20.78	22
	2			23	21.14	21.07	21.18	22
	25			0	21.02	20.91	21.06	22
	Inner		1	1	20.82	20.74	20.90	22
			1	23	21.32	21.26	21.29	22
			12	6	20.87	20.81	20.92	22
	DFT-s-OFDM 256QAM		Outer	1	0	20.36	20.28	20.41
		1		24	20.79	20.69	20.80	22
		2		0	20.97	20.90	21.05	22
		2		23	21.34	21.23	21.39	22
25		0		20.97	20.96	21.04	22	
Inner		1	1	20.39	20.29	20.40	22	
		1	23	20.81	20.74	20.89	22	
		12	6	20.79	20.73	20.76	22	



BUREAU  
VERITAS

Test Report No.: W7L-P20210616-3RF01

BW	MCS Index	RB	RB Size	RB Offset	Low CH 165800	Mid CH 167300	High CH 168800	Max. Tune-up (dBm)
					Frequency 829MHz	Frequency 836.5MHz	Frequency 844MHz	
10M	DFT-s-OFDM Pi/2 BPSK	Outer	1	0	22.68	22.67	22.72	24
			1	51	23.07	23.04	23.16	24
			2	0	22.77	22.71	22.80	24
			2	50	23.22	23.24	23.29	24
			50	0	22.97	22.91	23.04	24
		Inner	1	1	23.27	23.26	23.32	24
			1	50	23.63	23.60	23.72	24
			25	12	23.41	23.42	23.48	24
		DFT-s-OFDM QPSK	Outer	1	0	23.16	23.05	23.20
	1			51	23.57	23.54	23.61	24
	2			0	23.20	23.19	23.24	24
	2			50	23.62	23.54	23.70	24
	50			0	22.45	22.39	22.48	24
	Inner		1	1	23.19	23.12	23.27	24
			1	50	23.63	23.57	23.60	24
			25	12	23.46	23.38	23.49	24
	DFT-s-OFDM 16QAM		Outer	1	0	21.25	21.15	21.28
		1		51	21.57	21.50	21.61	23
		2		0	21.18	21.07	21.22	23
		2		50	21.51	21.43	21.59	23
		50		0	21.44	21.43	21.51	23
		Inner	1	1	22.66	22.58	22.71	24
			1	50	22.96	22.86	22.97	24
			25	12	22.45	22.47	22.55	24
		DFT-s-OFDM 64QAM	Outer	1	0	20.81	20.75	20.81
	1			51	21.18	21.20	21.28	22
	2			0	20.77	20.72	20.82	22
	2			50	21.17	21.06	21.22	22
	50			0	21.03	20.95	21.00	22
	Inner		1	1	20.83	20.79	20.85	22
			1	50	21.31	21.27	21.33	22
			25	12	20.88	20.84	20.97	22
	DFT-s-OFDM 256QAM		Outer	1	0	20.38	20.32	20.38
		1		51	20.73	20.69	20.83	22
		2		0	21.02	20.94	21.04	22
		2		50	21.33	21.30	21.34	22
50		0		21.01	20.95	21.07	22	
Inner		1	1	20.35	20.34	20.42	22	
		1	50	20.84	20.76	20.89	22	
		25	12	20.79	20.70	20.76	22	



BUREAU  
VERITAS

Test Report No.: W7L-P20210616-3RF01

BW	MCS Index	RB	RB Size	RB Offset	Low CH 166300	Mid CH 167300	High CH 168300	Max. Tune-up (dBm)
					Frequency 831.5MHz	Frequency 836.5MHz	Frequency 841.5MHz	
15M	DFT-s-OFDM Pi/2 BPSK	Outer	1	0	22.73	22.65	22.70	24
			1	78	23.10	23.06	23.12	24
			2	0	22.79	22.75	22.81	24
			2	77	23.24	23.20	23.33	24
			75	0	23.00	22.94	23.00	24
		Inner	1	1	23.25	23.21	23.35	24
			1	77	23.69	23.61	23.71	24
			36	18	23.46	23.43	23.47	24
		DFT-s-OFDM QPSK	Outer	1	0	23.14	23.08	23.20
	1			78	23.59	23.58	23.66	24
	2			0	23.24	23.13	23.29	24
	2			77	23.59	23.58	23.66	24
	75			0	22.46	22.38	22.51	24
	Inner		1	1	23.24	23.15	23.21	24
			1	77	23.58	23.56	23.64	24
			36	18	23.49	23.39	23.50	24
	DFT-s-OFDM 16QAM		Outer	1	0	21.20	21.13	21.28
		1		78	21.61	21.55	21.58	23
		2		0	21.13	21.07	21.18	23
		2		77	21.54	21.50	21.56	23
		75		0	21.50	21.39	21.55	23
		Inner	1	1	22.61	22.60	22.68	24
			1	77	22.96	22.85	23.01	24
			36	18	22.45	22.44	22.52	24
		DFT-s-OFDM 64QAM	Outer	1	0	20.82	20.74	20.87
	1			78	21.24	21.14	21.25	22
	2			0	20.76	20.69	20.84	22
	2			77	21.18	21.12	21.15	22
	75			0	20.97	20.91	21.02	22
	Inner		1	1	20.84	20.76	20.89	22
			1	77	21.31	21.21	21.32	22
			36	18	20.88	20.81	20.96	22
	DFT-s-OFDM 256QAM		Outer	1	0	20.37	20.26	20.42
		1		78	20.73	20.72	20.80	22
		2		0	21.01	20.90	21.06	22
		2		77	21.28	21.27	21.35	22
75		0		21.02	20.94	21.07	22	
Inner		1	1	20.39	20.29	20.40	22	
		1	77	20.81	20.74	20.89	22	
		36	18	20.79	20.73	20.76	22	



BUREAU  
VERITAS

Test Report No.: W7L-P20210616-3RF01

BW	MCS Index	RB	RB Size	RB Offset	Low CH 166800	Mid CH 167300	High CH 167800	Max. Tune-up (dBm)
					Frequency 834MHz	Frequency 836.5MHz	Frequency 839MHz	
20M	DFT-s-OFDM Pi/2 BPSK	Outer	1	0	22.74	22.69	22.78	24
			1	105	23.14	23.09	23.18	24
			2	0	22.81	22.76	22.85	24
			2	104	23.30	23.25	23.34	24
		100	0	23.01	22.96	23.05	24	
		Inner	1	1	23.33	23.28	23.37	24
			1	104	23.70	23.65	23.74	24
			50	25	23.49	23.44	23.53	24
	DFT-s-OFDM QPSK	Outer	1	0	23.18	23.13	23.22	24
			1	105	23.65	23.60	23.69	24
			2	0	23.26	23.21	23.30	24
			2	104	23.67	23.62	23.71	24
		100	0	22.49	22.44	22.53	24	
		Inner	1	1	23.25	23.20	23.29	24
			1	104	23.64	23.59	23.68	24
			50	25	23.51	23.46	23.55	24
	DFT-s-OFDM 16QAM	Outer	1	0	21.26	21.21	21.30	23
			1	105	21.62	21.57	21.66	23
			2	0	21.20	21.15	21.24	23
			2	104	21.56	21.51	21.60	23
		100	0	21.52	21.47	21.56	23	
		Inner	1	1	22.69	22.64	22.73	24
			1	104	22.98	22.93	23.02	24
			50	25	22.53	22.48	22.57	24
	DFT-s-OFDM 64QAM	Outer	1	0	20.85	20.80	20.89	22
			1	105	21.26	21.21	21.30	22
			2	0	20.82	20.77	20.86	22
			2	104	21.19	21.14	21.23	22
		100	0	21.04	20.99	21.08	22	
		Inner	1	1	20.87	20.82	20.91	22
			1	104	21.33	21.28	21.37	22
			50	25	20.94	20.89	20.98	22
	DFT-s-OFDM 256QAM	Outer	1	0	20.39	20.34	20.43	22
			1	105	20.81	20.76	20.85	22
			2	0	21.03	20.98	21.07	22
			2	104	21.36	21.31	21.40	22
		100	0	21.05	21.00	21.09	22	
		Inner	1	1	20.41	20.36	20.45	22
			1	104	20.87	20.82	20.91	22
			50	25	20.80	20.75	20.84	22



BUREAU  
VERITAS

Test Report No.: W7L-P20210616-3RF01

7A\_n5A

BW	MCS Index	RB	RB Size	RB Offset	Low CH 165300	Mid CH 167300	High CH 169300	Max. Tune-up (dBm)
					Frequency 826.5MHz	Frequency 836.5MHz	Frequency 846.5MHz	
5M	CP-OFDM QPSK	Outer	1	0	19.96	19.96	20.03	21
			1	24	20.48	20.40	20.55	21
			2	0	20.44	20.42	20.59	21
			2	23	20.84	20.86	20.89	21
			25	0	20.35	20.53	20.48	21
		Inner	1	1	22.40	22.42	22.53	24
			1	23	22.64	22.76	22.73	24
			13	6	22.88	22.96	23.05	24
		CP-OFDM 16QAM	Outer	1	0	20.02	20.18	20.15
	1			24	20.61	20.53	20.68	21
	2			0	19.88	19.96	19.95	21
	2			23	20.41	20.53	20.48	21
	25			0	20.33	20.41	20.50	21
	Inner		1	1	21.25	21.23	21.28	23
			1	23	21.54	21.62	21.57	23
			13	6	21.39	21.37	21.42	23
	CP-OFDM 64QAM		Outer	1	0	19.37	19.53	19.48
		1		24	19.85	19.85	19.90	21
		2		0	19.35	19.31	19.30	21
		2		23	19.74	19.84	19.87	21
		25		0	19.91	19.89	19.86	21
		Inner	1	1	19.45	19.47	19.52	21
			1	23	19.93	19.91	19.90	21
			13	6	19.82	19.98	19.93	21
		CP-OFDM 256QAM	Outer	1	0	16.64	16.70	16.61
	1			24	17.28	17.38	17.35	18
	2			0	16.48	16.56	16.45	18
	2			23	16.92	16.92	16.99	18
	25			0	17.05	16.97	17.12	18
	Inner		1	1	16.63	16.61	16.78	18
			1	23	17.39	17.41	17.32	18
			13	6	16.97	16.99	17.06	18



**BUREAU  
VERITAS**

**Test Report No.: W7L-P20210616-3RF01**

BW	MCS Index	RB	RB Size	RB Offset	Low CH 165800	Mid CH 167300	High CH 168800	Max. Tune-up (dBm)
					Frequency 829MHz	Frequency 836.5MHz	Frequency 844MHz	
10M	CP-OFDM QPSK	Outer	1	0	19.95	20.01	20.02	21
			1	51	20.43	20.43	20.55	21
			2	0	20.45	20.45	20.55	21
			2	50	20.80	20.90	20.89	21
			52	0	20.39	20.49	20.52	21
		Inner	1	1	22.38	22.45	22.49	24
			1	50	22.63	22.73	22.76	24
			26	13	22.87	22.99	23.02	24
		CP-OFDM 16QAM	Outer	1	0	20.08	20.12	20.18
	1			51	20.55	20.55	20.62	21
	2			0	19.90	20.00	19.97	21
	2			50	20.42	20.47	20.53	21
	52			0	20.36	20.41	20.47	21
	Inner		1	1	21.21	21.20	21.30	23
			1	50	21.58	21.64	21.55	23
			26	13	21.36	21.34	21.40	23
	CP-OFDM 64QAM		Outer	1	0	19.44	19.49	19.52
		1		51	19.86	19.86	19.92	21
		2		0	19.35	19.29	19.36	21
		2		50	19.74	19.78	19.88	21
		52		0	19.85	19.90	19.89	21
		Inner	1	1	19.48	19.48	19.56	21
			1	50	19.93	19.89	19.92	21
			26	13	19.82	19.99	19.97	21
		CP-OFDM 256QAM	Outer	1	0	16.62	16.66	16.60
	1			51	17.28	17.42	17.41	18
	2			0	16.46	16.52	16.49	18
	2			50	16.95	16.91	17.03	18
	52			0	17.06	17.01	17.06	18
	Inner		1	1	16.64	16.66	16.73	18
			1	50	17.38	17.42	17.36	18
			26	13	16.98	17.02	17.11	18



**BUREAU  
VERITAS**

Test Report No.: W7L-P20210616-3RF01

BW	MCS Index	RB	RB Size	RB Offset	Low CH 166300	Mid CH 167300	High CH 168300	Max. Tune-up (dBm)
					Frequency 831.5MHz	Frequency 836.5MHz	Frequency 841.5MHz	
15M	CP-OFDM QPSK	Outer	1	0	20.00	19.99	20.00	22
			1	78	20.46	20.45	20.51	22
			2	0	20.47	20.49	20.56	22
			2	77	20.82	20.86	20.93	22
			79	0	20.42	20.52	20.48	22
		Inner	1	1	22.36	22.40	22.52	24
			1	77	22.69	22.74	22.75	24
			39	19	22.92	23.00	23.01	24
		CP-OFDM 16QAM	Outer	1	0	20.06	20.15	20.18
	1			78	20.57	20.59	20.67	21
	2			0	19.94	19.94	20.02	21
	2			77	20.39	20.51	20.49	21
	79			0	20.37	20.40	20.50	21
	Inner		1	1	21.26	21.23	21.24	23
			1	77	21.53	21.63	21.59	23
			39	19	21.39	21.35	21.41	23
	CP-OFDM 64QAM		Outer	1	0	19.39	19.47	19.52
		1		78	19.90	19.91	19.89	21
		2		0	19.30	19.29	19.32	21
		2		77	19.77	19.85	19.85	21
		79		0	19.91	19.86	19.93	21
		Inner	1	1	19.43	19.50	19.53	21
			1	77	19.93	19.88	19.96	21
			39	19	19.82	19.96	19.94	21
		CP-OFDM 256QAM	Outer	1	0	16.63	16.65	16.66
	1			78	17.34	17.36	17.38	18
	2			0	16.45	16.49	16.51	18
	2			77	16.96	16.97	16.96	18
	79			0	17.00	16.97	17.08	18
	Inner		1	1	16.65	16.63	16.77	18
			1	77	17.38	17.36	17.35	18
			39	19	16.98	16.99	17.10	18





**BUREAU  
VERITAS**

**Test Report No.: W7L-P20210616-3RF01**

BW	MCS Index	RB	RB Size	RB Offset	Low CH 166800	Mid CH 167300	High CH 167800	Max. Tune-up (dBm)
					Frequency 834MHz	Frequency 836.5MHz	Frequency 839MHz	
20M	CP-OFDM QPSK	Outer	1	0	20.01	20.03	20.08	22
			1	105	20.50	20.48	20.57	22
			2	0	20.49	20.50	20.60	22
			2	104	20.88	20.91	20.94	22
			106	0	20.43	20.54	20.53	22
		Inner	1	1	22.44	22.47	22.54	24
			1	104	22.70	22.78	22.78	24
			53	26	22.95	23.01	23.07	24
	CP-OFDM 16QAM	Outer	1	0	20.10	20.20	20.20	22
			1	105	20.63	20.61	20.70	22
			2	0	19.96	20.02	20.03	22
			2	104	20.47	20.55	20.54	22
			106	0	20.40	20.46	20.52	22
		Inner	1	1	21.27	21.28	21.32	23
			1	104	21.59	21.66	21.63	23
			53	26	21.41	21.42	21.46	23
	CP-OFDM 64QAM	Outer	1	0	19.45	19.55	19.54	21
			1	105	19.91	19.93	19.97	21
			2	0	19.37	19.37	19.38	21
			2	104	19.79	19.86	19.89	21
			106	0	19.93	19.94	19.94	21
		Inner	1	1	19.51	19.54	19.58	21
			1	104	19.95	19.96	19.97	21
			53	26	19.90	20.00	19.99	21
	CP-OFDM 256QAM	Outer	1	0	16.66	16.71	16.68	18
			1	105	17.36	17.43	17.43	18
			2	0	16.51	16.57	16.53	18
			2	104	16.97	16.99	17.04	18
			106	0	17.07	17.05	17.14	18
		Inner	1	1	16.68	16.69	16.79	18
			1	104	17.40	17.43	17.40	18
			53	26	17.04	17.07	17.12	18



**BUREAU  
VERITAS**

**Test Report No.: W7L-P20210616-3RF01**

BW	MCS Index	RB	RB Size	RB Offset	Low CH 165300	Mid CH 167300	High CH 169300	Max. Tune-up (dBm)
					Frequency 826.5MHz	Frequency 836.5MHz	Frequency 846.5MHz	
5M	DFT-s-OFDM Pi/2 BPSK	Outer	1	0	22.64	22.55	22.68	24
			1	24	23.10	22.93	23.14	24
			2	0	22.71	22.60	22.83	24
			2	23	23.22	23.15	23.24	24
			25	0	22.85	22.94	22.95	24
		Inner	1	1	23.25	23.18	23.35	24
			1	23	23.58	23.61	23.64	24
			12	6	23.35	23.34	23.49	24
		DFT-s-OFDM QPSK	Outer	1	0	23.02	23.09	23.12
	1			24	23.61	23.44	23.65	24
	2			0	23.10	23.09	23.14	24
	2			23	23.55	23.58	23.59	24
	25			0	22.35	22.34	22.49	24
	Inner		1	1	23.21	23.10	23.21	24
			1	23	23.54	23.53	23.54	24
			12	6	23.47	23.36	23.47	24
	DFT-s-OFDM 16QAM		Outer	1	0	21.10	21.17	21.18
		1		24	21.50	21.41	21.52	23
		2		0	21.16	21.03	21.08	23
		2		23	21.46	21.47	21.56	23
		25		0	21.48	21.37	21.40	23
		Inner	1	1	22.57	22.50	22.61	24
			1	23	22.94	22.83	22.88	24
			12	6	22.37	22.44	22.45	24
		DFT-s-OFDM 64QAM	Outer	1	0	20.81	20.78	20.75
	1			24	21.10	21.11	21.14	22
	2			0	20.76	20.75	20.70	22
	2			23	21.09	21.00	21.13	22
	25			0	21.00	20.83	21.04	22
	Inner		1	1	20.77	20.66	20.89	22
			1	23	21.31	21.24	21.21	22
			12	6	20.80	20.73	20.86	22
	DFT-s-OFDM 256QAM		Outer	1	0	20.33	20.22	20.39
		1		24	20.77	20.62	20.75	22
		2		0	20.91	20.82	21.03	22
		2		23	21.32	21.15	21.38	22
25		0		20.89	20.92	20.99	22	
Inner		1	1	20.37	20.22	20.35	22	
		1	23	20.75	20.66	20.87	22	
		12	6	20.78	20.71	20.68	22	



BUREAU  
VERITAS

Test Report No.: W7L-P20210616-3RF01

BW	MCS Index	RB	RB Size	RB Offset	Low CH 165800	Mid CH 167300	High CH 168800	Max. Tune-up (dBm)
					Frequency 829MHz	Frequency 836.5MHz	Frequency 844MHz	
10M	DFT-s-OFDM Pi/2 BPSK	Outer	1	0	22.63	22.60	22.67	24
			1	51	23.05	22.96	23.14	24
			2	0	22.72	22.63	22.79	24
			2	50	23.18	23.19	23.24	24
			50	0	22.89	22.90	22.99	24
		Inner	1	1	23.23	23.21	23.31	24
			1	50	23.57	23.58	23.67	24
			25	12	23.34	23.37	23.46	24
		DFT-s-OFDM QPSK	Outer	1	0	23.08	23.03	23.15
	1			51	23.55	23.46	23.59	24
	2			0	23.12	23.13	23.16	24
	2			50	23.56	23.52	23.64	24
	50			0	22.38	22.34	22.46	24
	Inner		1	1	23.17	23.07	23.23	24
			1	50	23.58	23.55	23.52	24
			25	12	23.44	23.33	23.45	24
	DFT-s-OFDM 16QAM		Outer	1	0	21.17	21.13	21.22
		1		51	21.51	21.42	21.54	23
		2		0	21.16	21.01	21.14	23
		2		50	21.46	21.41	21.57	23
		50		0	21.42	21.38	21.43	23
		Inner	1	1	22.60	22.51	22.65	24
			1	50	22.94	22.81	22.90	24
			25	12	22.37	22.45	22.49	24
		DFT-s-OFDM 64QAM	Outer	1	0	20.79	20.74	20.74
	1			51	21.10	21.15	21.20	22
	2			0	20.74	20.71	20.74	22
	2			50	21.12	20.99	21.17	22
	50			0	21.01	20.87	20.98	22
	Inner		1	1	20.78	20.71	20.84	22
			1	50	21.30	21.25	21.25	22
			25	12	20.81	20.76	20.91	22
	DFT-s-OFDM 256QAM		Outer	1	0	20.35	20.26	20.36
		1		51	20.71	20.62	20.78	22
		2		0	20.96	20.86	21.02	22
		2		50	21.31	21.22	21.33	22
50		0		20.93	20.91	21.02	22	
Inner		1	1	20.33	20.27	20.37	22	
		1	50	20.78	20.68	20.87	22	
		25	12	20.78	20.68	20.68	22	



**BUREAU  
VERITAS**

**Test Report No.: W7L-P20210616-3RF01**

BW	MCS Index	RB	RB Size	RB Offset	Low CH 166300	Mid CH 167300	High CH 168300	Max. Tune-up (dBm)
					Frequency 831.5MHz	Frequency 836.5MHz	Frequency 841.5MHz	
15M	DFT-s-OFDM Pi/2 BPSK	Outer	1	0	22.68	22.58	22.65	24
			1	78	23.08	22.98	23.10	24
			2	0	22.74	22.67	22.80	24
			2	77	23.20	23.15	23.28	24
			75	0	22.92	22.93	22.95	24
		Inner	1	1	23.21	23.16	23.34	24
			1	77	23.63	23.59	23.66	24
			36	18	23.39	23.38	23.45	24
		DFT-s-OFDM QPSK	Outer	1	0	23.06	23.06	23.15
	1			78	23.57	23.50	23.64	24
	2			0	23.16	23.07	23.21	24
	2			77	23.53	23.56	23.60	24
	75			0	22.39	22.33	22.49	24
	Inner		1	1	23.22	23.10	23.17	24
			1	77	23.53	23.54	23.56	24
			36	18	23.47	23.34	23.46	24
	DFT-s-OFDM 16QAM		Outer	1	0	21.12	21.11	21.22
		1		78	21.55	21.47	21.51	23
		2		0	21.11	21.01	21.10	23
		2		77	21.49	21.48	21.54	23
		75		0	21.48	21.34	21.47	23
		Inner	1	1	22.55	22.53	22.62	24
			1	77	22.94	22.80	22.94	24
			36	18	22.37	22.42	22.46	24
		DFT-s-OFDM 64QAM	Outer	1	0	20.80	20.73	20.80
	1			78	21.16	21.09	21.17	22
	2			0	20.73	20.68	20.76	22
	2			77	21.13	21.05	21.10	22
	75			0	20.95	20.83	21.00	22
	Inner		1	1	20.79	20.68	20.88	22
			1	77	21.30	21.19	21.24	22
			36	18	20.81	20.73	20.90	22
	DFT-s-OFDM 256QAM		Outer	1	0	20.34	20.20	20.40
		1		78	20.71	20.65	20.75	22
		2		0	20.95	20.82	21.04	22
		2		77	21.26	21.19	21.34	22
75		0		20.94	20.90	21.02	22	
Inner		1	1	20.37	20.22	20.35	22	
		1	77	20.75	20.66	20.87	22	
		36	18	20.78	20.71	20.68	22	



BUREAU  
VERITAS

Test Report No.: W7L-P20210616-3RF01

BW	MCS Index	RB	RB Size	RB Offset	Low CH 166800	Mid CH 167300	High CH 167800	Max. Tune-up (dBm)
					Frequency 834MHz	Frequency 836.5MHz	Frequency 839MHz	
20M	DFT-s-OFDM Pi/2 BPSK	Outer	1	0	22.69	22.62	22.73	24
			1	105	23.12	23.01	23.16	24
			2	0	22.76	22.68	22.84	24
			2	104	23.26	23.20	23.29	24
		100	0	22.93	22.95	23.00	24	
		Inner	1	1	23.29	23.23	23.36	24
			1	104	23.64	23.63	23.69	24
			50	25	23.42	23.39	23.51	24
	DFT-s-OFDM QPSK	Outer	1	0	23.10	23.11	23.17	24
			1	105	23.63	23.52	23.67	24
			2	0	23.18	23.15	23.22	24
			2	104	23.61	23.60	23.65	24
			100	0	22.42	22.39	22.51	24
		Inner	1	1	23.23	23.15	23.25	24
			1	104	23.59	23.57	23.60	24
			50	25	23.49	23.41	23.51	24
	DFT-s-OFDM 16QAM	Outer	1	0	21.18	21.19	21.24	23
			1	105	21.56	21.49	21.59	23
			2	0	21.18	21.09	21.16	23
			2	104	21.51	21.49	21.58	23
			100	0	21.50	21.42	21.48	23
		Inner	1	1	22.63	22.57	22.67	24
			1	104	22.96	22.88	22.95	24
			50	25	22.45	22.46	22.51	24
	DFT-s-OFDM 64QAM	Outer	1	0	20.83	20.79	20.82	22
			1	105	21.18	21.16	21.22	22
			2	0	20.79	20.76	20.78	22
			2	104	21.14	21.07	21.18	22
			100	0	21.02	20.91	21.06	22
		Inner	1	1	20.82	20.74	20.90	22
			1	104	21.32	21.26	21.29	22
			50	25	20.87	20.81	20.92	22
	DFT-s-OFDM 256QAM	Outer	1	0	20.36	20.28	20.41	22
			1	105	20.79	20.69	20.80	22
			2	0	20.97	20.90	21.05	22
			2	104	21.34	21.23	21.39	22
			100	0	20.97	20.96	21.04	22
		Inner	1	1	20.39	20.29	20.40	22
			1	104	20.81	20.74	20.89	22
			50	25	20.79	20.73	20.76	22



**BUREAU  
VERITAS**

Test Report No.: W7L-P20210616-3RF01

66A\_n5A

BW	MCS Index	RB	RB Size	RB Offset	Low CH 165300	Mid CH 167300	High CH 169300	Max. Tune-up (dBm)
					Frequency 826.5MHz	Frequency 836.5MHz	Frequency 846.5MHz	
5M	CP-OFDM QPSK	Outer	1	0	19.97	19.95	20.07	21
			1	24	20.47	20.42	20.53	21
			2	0	20.48	20.46	20.58	21
			2	23	20.83	20.90	20.88	21
			25	0	20.41	20.49	20.52	21
		Inner	1	1	22.37	22.45	22.46	24
			1	23	22.66	22.75	22.77	24
			13	6	22.94	22.95	23.04	24
		CP-OFDM 16QAM	Outer	1	0	20.05	20.18	20.16
	1			24	20.61	20.58	20.64	21
	2			0	19.88	20.01	20.01	21
	2			23	20.43	20.50	20.46	21
	25			0	20.34	20.44	20.49	21
	Inner		1	1	21.22	21.20	21.31	23
			1	23	21.56	21.60	21.59	23
			13	6	21.34	21.37	21.44	23
	CP-OFDM 64QAM		Outer	1	0	19.37	19.53	19.48
		1		24	19.89	19.85	19.96	21
		2		0	19.29	19.31	19.31	21
		2		23	19.78	19.82	19.87	21
		25		0	19.85	19.93	19.92	21
		Inner	1	1	19.49	19.48	19.50	21
			1	23	19.94	19.94	19.89	21
			13	6	19.85	19.92	19.95	21
		CP-OFDM 256QAM	Outer	1	0	16.65	16.69	16.60
	1			24	17.31	17.35	17.39	18
	2			0	16.49	16.54	16.47	18
	2			23	16.92	16.97	16.97	18
	25			0	17.00	17.00	17.12	18
	Inner		1	1	16.62	16.62	16.74	18
			1	23	17.33	17.38	17.38	18
			13	6	16.96	17.05	17.06	18



**BUREAU  
VERITAS**

Test Report No.: W7L-P20210616-3RF01

BW	MCS Index	RB	RB Size	RB Offset	Low CH 165800	Mid CH 167300	High CH 168800	Max. Tune-up (dBm)
					Frequency 829MHz	Frequency 836.5MHz	Frequency 844MHz	
10M	CP-OFDM QPSK	Outer	1	0	19.96	20.00	20.06	21
			1	51	20.42	20.45	20.53	21
			2	0	20.49	20.49	20.54	21
			2	50	20.79	20.94	20.88	21
			52	0	20.45	20.45	20.56	21
		Inner	1	1	22.35	22.48	22.42	24
			1	50	22.65	22.72	22.80	24
			26	13	22.93	22.98	23.01	24
		CP-OFDM 16QAM	Outer	1	0	20.11	20.12	20.19
	1			51	20.55	20.60	20.58	21
	2			0	19.90	20.05	20.03	21
	2			50	20.44	20.44	20.51	21
	52			0	20.37	20.44	20.46	21
	Inner		1	1	21.18	21.17	21.33	23
			1	50	21.60	21.62	21.57	23
			26	13	21.31	21.34	21.42	23
	CP-OFDM 64QAM		Outer	1	0	19.44	19.49	19.52
		1		51	19.90	19.86	19.98	21
		2		0	19.29	19.29	19.37	21
		2		50	19.78	19.76	19.88	21
		52		0	19.79	19.94	19.95	21
		Inner	1	1	19.52	19.49	19.54	21
			1	50	19.94	19.92	19.91	21
			26	13	19.85	19.93	19.99	21
		CP-OFDM 256QAM	Outer	1	0	16.63	16.65	16.59
	1			51	17.31	17.39	17.45	18
	2			0	16.47	16.50	16.51	18
	2			50	16.95	16.96	17.01	18
	52			0	17.01	17.04	17.06	18
	Inner		1	1	16.63	16.67	16.69	18
			1	50	17.32	17.39	17.42	18
			26	13	16.97	17.08	17.11	18



BUREAU  
VERITAS

Test Report No.: W7L-P20210616-3RF01

BW	MCS Index	RB	RB Size	RB Offset	Low CH 166300	Mid CH 167300	High CH 168300	Max. Tune-up (dBm)
					Frequency 831.5MHz	Frequency 836.5MHz	Frequency 841.5MHz	
15M	CP-OFDM QPSK	Outer	1	0	20.01	19.98	20.04	22
			1	78	20.45	20.47	20.49	22
			2	0	20.51	20.53	20.55	22
			2	77	20.81	20.90	20.92	22
			79	0	20.48	20.48	20.52	22
		Inner	1	1	22.33	22.43	22.45	24
			1	77	22.71	22.73	22.79	24
			39	19	22.98	22.99	23.00	24
		CP-OFDM 16QAM	Outer	1	0	20.09	20.15	20.19
	1			78	20.57	20.64	20.63	21
	2			0	19.94	19.99	20.08	21
	2			77	20.41	20.48	20.47	21
	79			0	20.38	20.43	20.49	21
	Inner		1	1	21.23	21.20	21.27	23
			1	77	21.55	21.61	21.61	23
			39	19	21.34	21.35	21.43	23
	CP-OFDM 64QAM		Outer	1	0	19.39	19.47	19.52
		1		78	19.94	19.91	19.95	21
		2		0	19.24	19.29	19.33	21
		2		77	19.81	19.83	19.85	21
		79		0	19.85	19.90	19.99	21
		Inner	1	1	19.47	19.51	19.51	21
			1	77	19.94	19.91	19.95	21
			39	19	19.85	19.90	19.96	21
		CP-OFDM 256QAM	Outer	1	0	16.64	16.64	16.65
	1			78	17.37	17.33	17.42	18
	2			0	16.46	16.47	16.53	18
	2			77	16.96	17.02	16.94	18
	79			0	16.95	17.00	17.08	18
	Inner		1	1	16.64	16.64	16.73	18
			1	77	17.32	17.33	17.41	18
			39	19	16.97	17.05	17.10	18





**BUREAU  
VERITAS**

**Test Report No.: W7L-P20210616-3RF01**

BW	MCS Index	RB	RB Size	RB Offset	Low CH 166800	Mid CH 167300	High CH 167800	Max. Tune-up (dBm)
					Frequency 834MHz	Frequency 836.5MHz	Frequency 839MHz	
20M	CP-OFDM QPSK	Outer	1	0	20.02	20.02	20.12	22
			1	105	20.49	20.50	20.55	22
			2	0	20.53	20.54	20.59	22
			2	104	20.87	20.95	20.93	22
			106	0	20.49	20.50	20.57	22
		Inner	1	1	22.41	22.50	22.47	24
			1	104	22.72	22.77	22.82	24
			53	26	23.01	23.00	23.06	24
		CP-OFDM 16QAM	Outer	1	0	20.13	20.20	20.21
	1			105	20.63	20.66	20.66	22
	2			0	19.96	20.07	20.09	22
	2			104	20.49	20.52	20.52	22
	106			0	20.41	20.49	20.51	22
	Inner		1	1	21.24	21.25	21.35	23
			1	104	21.61	21.64	21.65	23
			53	26	21.36	21.42	21.48	23
	CP-OFDM 64QAM		Outer	1	0	19.45	19.55	19.54
		1		105	19.95	19.93	20.03	21
		2		0	19.31	19.37	19.39	21
		2		104	19.83	19.84	19.89	21
		106		0	19.87	19.98	20.00	21
		Inner	1	1	19.55	19.55	19.56	21
			1	104	19.96	19.99	19.96	21
			53	26	19.93	19.94	20.01	21
		CP-OFDM 256QAM	Outer	1	0	16.67	16.70	16.67
	1			105	17.39	17.40	17.47	18
	2			0	16.52	16.55	16.55	18
	2			104	16.97	17.04	17.02	18
	106			0	17.02	17.08	17.14	18
	Inner		1	1	16.67	16.70	16.75	18
			1	104	17.34	17.40	17.46	18
			53	26	17.03	17.13	17.12	18



BUREAU  
VERITAS

Test Report No.: W7L-P20210616-3RF01

BW	MCS Index	RB	RB Size	RB Offset	Low CH 165300	Mid CH 167300	High CH 169300	Max. Tune-up (dBm)
					Frequency 826.5MHz	Frequency 836.5MHz	Frequency 846.5MHz	
5M	DFT-s-OFDM Pi/2 BPSK	Outer	1	0	22.65	22.54	22.72	24
			1	24	23.09	22.95	23.12	24
			2	0	22.75	22.64	22.82	24
			2	23	23.21	23.19	23.23	24
			25	0	22.91	22.90	22.99	24
		Inner	1	1	23.22	23.21	23.28	24
			1	23	23.60	23.60	23.68	24
			12	6	23.41	23.33	23.48	24
		DFT-s-OFDM QPSK	Outer	1	0	23.05	23.09	23.13
	1			24	23.61	23.49	23.61	24
	2			0	23.10	23.14	23.20	24
	2			23	23.57	23.55	23.57	24
	25			0	22.36	22.37	22.48	24
	Inner		1	1	23.18	23.07	23.24	24
			1	23	23.56	23.51	23.56	24
			12	6	23.42	23.36	23.49	24
	DFT-s-OFDM 16QAM		Outer	1	0	21.10	21.17	21.18
		1		24	21.54	21.41	21.58	23
		2		0	21.10	21.03	21.09	23
		2		23	21.50	21.45	21.56	23
		25		0	21.42	21.41	21.46	23
		Inner	1	1	22.61	22.51	22.59	24
			1	23	22.95	22.86	22.87	24
			12	6	22.40	22.38	22.47	24
		DFT-s-OFDM 64QAM	Outer	1	0	20.82	20.77	20.74
	1			24	21.13	21.08	21.18	22
	2			0	20.77	20.73	20.72	22
	2			23	21.09	21.05	21.11	22
	25			0	20.95	20.86	21.04	22
	Inner		1	1	20.76	20.67	20.85	22
			1	23	21.25	21.21	21.27	22
			12	6	20.79	20.79	20.86	22
	DFT-s-OFDM 256QAM		Outer	1	0	20.28	20.27	20.39
		1		24	20.75	20.64	20.72	22
		2		0	20.89	20.89	21.03	22
		2		23	21.30	21.18	21.31	22
25		0		20.93	20.91	21.03	22	
Inner		1	1	20.33	20.27	20.35	22	
		1	23	20.74	20.69	20.87	22	
		12	6	20.71	20.71	20.71	22	



**BUREAU  
VERITAS**

**Test Report No.: W7L-P20210616-3RF01**

BW	MCS Index	RB	RB Size	RB Offset	Low CH 165800	Mid CH 167300	High CH 168800	Max. Tune-up (dBm)
					Frequency 829MHz	Frequency 836.5MHz	Frequency 844MHz	
10M	DFT-s-OFDM Pi/2 BPSK	Outer	1	0	22.64	22.59	22.71	24
			1	51	23.04	22.98	23.12	24
			2	0	22.76	22.67	22.78	24
			2	50	23.17	23.23	23.23	24
			50	0	22.95	22.86	23.03	24
		Inner	1	1	23.20	23.24	23.24	24
			1	50	23.59	23.57	23.71	24
			25	12	23.40	23.36	23.45	24
		DFT-s-OFDM QPSK	Outer	1	0	23.11	23.03	23.16
	1			51	23.55	23.51	23.55	24
	2			0	23.12	23.18	23.22	24
	2			50	23.58	23.49	23.62	24
	50			0	22.39	22.37	22.45	24
	Inner		1	1	23.14	23.04	23.26	24
			1	50	23.60	23.53	23.54	24
			25	12	23.39	23.33	23.47	24
	DFT-s-OFDM 16QAM		Outer	1	0	21.17	21.13	21.22
		1		51	21.55	21.42	21.60	23
		2		0	21.10	21.01	21.15	23
		2		50	21.50	21.39	21.57	23
		50		0	21.36	21.42	21.49	23
		Inner	1	1	22.64	22.52	22.63	24
			1	50	22.95	22.84	22.89	24
			25	12	22.40	22.39	22.51	24
		DFT-s-OFDM 64QAM	Outer	1	0	20.80	20.73	20.73
	1			51	21.13	21.12	21.24	22
	2			0	20.75	20.69	20.76	22
	2			50	21.12	21.04	21.15	22
	50			0	20.96	20.90	20.98	22
	Inner		1	1	20.77	20.72	20.80	22
			1	50	21.24	21.22	21.31	22
			25	12	20.80	20.82	20.91	22
	DFT-s-OFDM 256QAM		Outer	1	0	20.30	20.31	20.36
		1		51	20.69	20.64	20.75	22
		2		0	20.94	20.93	21.02	22
		2		50	21.29	21.25	21.26	22
50		0		20.97	20.90	21.06	22	
Inner		1	1	20.29	20.32	20.37	22	
		1	50	20.77	20.71	20.87	22	
		25	12	20.71	20.68	20.71	22	



**BUREAU  
VERITAS**

**Test Report No.: W7L-P20210616-3RF01**

BW	MCS Index	RB	RB Size	RB Offset	Low CH 166300	Mid CH 167300	High CH 168300	Max. Tune-up (dBm)
					Frequency 831.5MHz	Frequency 836.5MHz	Frequency 841.5MHz	
15M	DFT-s-OFDM Pi/2 BPSK	Outer	1	0	22.69	22.57	22.69	24
			1	78	23.07	23.00	23.08	24
			2	0	22.78	22.71	22.79	24
			2	77	23.19	23.19	23.27	24
			75	0	22.98	22.89	22.99	24
		Inner	1	1	23.18	23.19	23.27	24
			1	77	23.65	23.58	23.70	24
			36	18	23.45	23.37	23.44	24
		DFT-s-OFDM QPSK	Outer	1	0	23.09	23.06	23.16
	1			78	23.57	23.55	23.60	24
	2			0	23.16	23.12	23.27	24
	2			77	23.55	23.53	23.58	24
	75			0	22.40	22.36	22.48	24
	Inner		1	1	23.19	23.07	23.20	24
			1	77	23.55	23.52	23.58	24
			36	18	23.42	23.34	23.48	24
	DFT-s-OFDM 16QAM		Outer	1	0	21.12	21.11	21.22
		1		78	21.59	21.47	21.57	23
		2		0	21.05	21.01	21.11	23
		2		77	21.53	21.46	21.54	23
		75		0	21.42	21.38	21.53	23
		Inner	1	1	22.59	22.54	22.60	24
			1	77	22.95	22.83	22.93	24
			36	18	22.40	22.36	22.48	24
		DFT-s-OFDM 64QAM	Outer	1	0	20.81	20.72	20.79
	1			78	21.19	21.06	21.21	22
	2			0	20.74	20.66	20.78	22
	2			77	21.13	21.10	21.08	22
	75			0	20.90	20.86	21.00	22
	Inner		1	1	20.78	20.69	20.84	22
			1	77	21.24	21.16	21.30	22
			36	18	20.80	20.79	20.90	22
	DFT-s-OFDM 256QAM		Outer	1	0	20.29	20.25	20.40
		1		78	20.69	20.67	20.72	22
		2		0	20.93	20.89	21.04	22
		2		77	21.24	21.22	21.27	22
75		0		20.98	20.89	21.06	22	
Inner		1	1	20.33	20.27	20.35	22	
		1	77	20.74	20.69	20.87	22	
		36	18	20.71	20.71	20.71	22	



BUREAU  
VERITAS

Test Report No.: W7L-P20210616-3RF01

BW	MCS Index	RB	RB Size	RB Offset	Low CH 166800	Mid CH 167300	High CH 167800	Max. Tune-up (dBm)
					Frequency 834MHz	Frequency 836.5MHz	Frequency 839MHz	
20M	DFT-s-OFDM Pi/2 BPSK	Outer	1	0	22.70	22.61	22.77	24
			1	105	23.11	23.03	23.14	24
			2	0	22.80	22.72	22.83	24
			2	104	23.25	23.24	23.28	24
			100	0	22.99	22.91	23.04	24
		Inner	1	1	23.26	23.26	23.29	24
			1	104	23.66	23.62	23.73	24
			50	25	23.48	23.38	23.50	24
		DFT-s-OFDM QPSK	Outer	1	0	23.13	23.11	23.18
	1			105	23.63	23.57	23.63	24
	2			0	23.18	23.20	23.28	24
	2			104	23.63	23.57	23.63	24
	100			0	22.43	22.42	22.50	24
	Inner		1	1	23.20	23.12	23.28	24
			1	104	23.61	23.55	23.62	24
			50	25	23.44	23.41	23.53	24
	DFT-s-OFDM 16QAM		Outer	1	0	21.18	21.19	21.24
		1		105	21.60	21.49	21.65	23
		2		0	21.12	21.09	21.17	23
		2		104	21.55	21.47	21.58	23
		100		0	21.44	21.46	21.54	23
		Inner	1	1	22.67	22.58	22.65	24
			1	104	22.97	22.91	22.94	24
			50	25	22.48	22.40	22.53	24
		DFT-s-OFDM 64QAM	Outer	1	0	20.84	20.78	20.81
	1			105	21.21	21.13	21.26	22
	2			0	20.80	20.74	20.80	22
	2			104	21.14	21.12	21.16	22
	100			0	20.97	20.94	21.06	22
	Inner		1	1	20.81	20.75	20.86	22
			1	104	21.26	21.23	21.35	22
			50	25	20.86	20.87	20.92	22
	DFT-s-OFDM 256QAM		Outer	1	0	20.31	20.33	20.41
		1		105	20.77	20.71	20.77	22
		2		0	20.95	20.97	21.05	22
		2		104	21.32	21.26	21.32	22
100		0		21.01	20.95	21.08	22	
Inner		1	1	20.35	20.34	20.40	22	
		1	104	20.80	20.77	20.89	22	
		50	25	20.72	20.73	20.79	22	



BUREAU  
VERITAS

Test Report No.: W7L-P20210616-3RF01

5A\_n7A

BW	MCS Index	RB	RB Size	RB Offset	Low CH 500500	Mid CH 507000	High CH 513500	Max. Tune-up (dBm)
					Frequency 2502.5MHz	Frequency 2535MHz	Frequency 2567.5MHz	
5M	CP-OFDM QPSK	Outer	1	0	19.60	19.80	19.50	21
			1	24	19.48	19.64	19.38	21
			2	0	19.77	19.96	19.71	21
			2	23	19.56	19.77	19.45	21
			25	0	19.65	19.94	19.58	21
		Inner	1	1	21.11	21.32	21.04	22
			1	23	20.81	21.07	20.72	22
	13		6	21.19	21.43	21.14	22	
	CP-OFDM 16QAM	Outer	1	0	19.74	20.02	19.67	21
			1	24	19.54	19.70	19.44	21
			2	0	19.82	20.06	19.72	21
			2	23	19.59	19.85	19.49	21
			25	0	19.59	19.83	19.54	21
		Inner	1	1	20.94	21.13	20.82	22
			1	23	20.63	20.86	20.52	22
	13		6	20.67	20.86	20.55	22	
	CP-OFDM 64QAM	Outer	1	0	19.13	19.41	19.05	20
			1	24	18.83	19.03	18.72	20
			2	0	19.22	19.40	19.06	20
			2	23	18.92	19.17	18.85	20
			25	0	19.21	19.40	19.05	20
		Inner	1	1	19.21	19.42	19.11	20
			1	23	18.94	19.13	18.79	20
	13		6	19.16	19.44	19.08	20	
	CP-OFDM 256QAM	Outer	1	0	15.91	16.14	15.76	17
			1	24	15.70	15.95	15.60	17
			2	0	16.01	16.25	15.86	17
			2	23	15.76	15.96	15.66	17
			25	0	16.17	16.33	16.07	17
		Inner	1	1	15.98	16.17	15.92	17
			1	23	15.80	16.01	15.63	17
	13		6	16.10	16.31	16.01	17	



BUREAU  
VERITAS

Test Report No.: W7L-P20210616-3RF01

BW	MCS Index	RB	RB Size	RB Offset	Low CH 501000	Mid CH 507000	High CH 513000	Max. Tune-up (dBm)
					Frequency 2505MHz	Frequency 2535MHz	Frequency 2565MHz	
10M	CP-OFDM QPSK	Outer	1	0	19.59	19.85	19.49	21
			1	51	19.43	19.67	19.38	21
			2	0	19.78	19.99	19.67	21
			2	50	19.52	19.81	19.45	21
			52	0	19.69	19.90	19.62	21
		Inner	1	1	21.09	21.35	21.00	22
			1	50	20.80	21.04	20.75	22
			26	13	21.18	21.46	21.11	22
		CP-OFDM 16QAM	Outer	1	0	19.80	19.96	19.70
	1			51	19.48	19.72	19.38	21
	2			0	19.84	20.10	19.74	21
	2			50	19.60	19.79	19.54	21
	52			0	19.62	19.83	19.51	21
	Inner		1	1	20.90	21.10	20.84	22
			1	50	20.67	20.88	20.50	22
			26	13	20.64	20.83	20.53	22
	CP-OFDM 64QAM		Outer	1	0	19.20	19.37	19.09
		1		51	18.84	19.04	18.74	20
		2		0	19.22	19.38	19.12	20
		2		50	18.92	19.11	18.86	20
		52		0	19.15	19.41	19.08	20
		Inner	1	1	19.24	19.43	19.15	20
			1	50	18.94	19.11	18.81	20
			26	13	19.16	19.45	19.12	20
		CP-OFDM 256QAM	Outer	1	0	15.89	16.10	15.75
	1			51	15.70	15.99	15.66	17
	2			0	15.99	16.21	15.90	17
	2			50	15.79	15.95	15.70	17
	52			0	16.18	16.37	16.01	17
	Inner		1	1	15.99	16.22	15.87	17
			1	50	15.79	16.02	15.67	17
			26	13	16.11	16.34	16.06	17



BUREAU  
VERITAS

Test Report No.: W7L-P20210616-3RF01

BW	MCS Index	RB	RB Size	RB Offset	Low CH 501500	Mid CH 507000	High CH 512500	Max. Tune-up (dBm)
					Frequency 2507.5MHz	Frequency 2535MHz	Frequency 2562.5MHz	
15M	CP-OFDM QPSK	Outer	1	0	19.64	19.83	19.47	21
			1	78	19.46	19.69	19.34	21
			2	0	19.80	20.03	19.68	21
			2	77	19.54	19.77	19.49	21
			79	0	19.72	19.93	19.58	21
		Inner	1	1	21.07	21.30	21.03	22
			1	77	20.86	21.05	20.74	22
			39	19	21.23	21.47	21.10	22
		CP-OFDM 16QAM	Outer	1	0	19.78	19.99	19.70
	1			78	19.50	19.76	19.43	21
	2			0	19.88	20.04	19.79	21
	2			77	19.57	19.83	19.50	21
	79			0	19.63	19.82	19.54	21
	Inner		1	1	20.95	21.13	20.78	22
			1	77	20.62	20.87	20.54	22
			39	19	20.67	20.84	20.54	22
	CP-OFDM 64QAM		Outer	1	0	19.15	19.35	19.09
		1		78	18.88	19.09	18.71	20
		2		0	19.17	19.38	19.08	20
		2		77	18.95	19.18	18.83	20
		79		0	19.21	19.37	19.12	20
		Inner	1	1	19.19	19.45	19.12	20
			1	77	18.94	19.10	18.85	20
			39	19	19.16	19.42	19.09	20
		CP-OFDM 256QAM	Outer	1	0	15.90	16.09	15.81
	1			78	15.76	15.93	15.63	17
	2			0	15.98	16.18	15.92	17
	2			77	15.80	16.01	15.63	17
	79			0	16.12	16.33	16.03	17
	Inner		1	1	16.00	16.19	15.91	17
			1	77	15.79	15.96	15.66	17
			39	19	16.11	16.31	16.05	17





**BUREAU  
VERITAS**

Test Report No.: W7L-P20210616-3RF01

BW	MCS Index	RB	RB Size	RB Offset	Low CH 502000	Mid CH 507000	High CH 512000	Max. Tune-up (dBm)
					Frequency 2510MHz	Frequency 2535MHz	Frequency 2560MHz	
20M	CP-OFDM QPSK	Outer	1	0	19.65	19.87	19.55	21
			1	105	19.50	19.72	19.40	21
			2	0	19.82	20.04	19.72	21
			2	104	19.60	19.82	19.50	21
			106	0	19.73	19.95	19.63	21
		Inner	1	1	21.15	21.37	21.05	22
			1	104	20.87	21.09	20.77	22
			53	26	21.26	21.48	21.16	22
		CP-OFDM 16QAM	Outer	1	0	19.82	20.04	19.72
	1			105	19.56	19.78	19.46	21
	2			0	19.90	20.12	19.80	21
	2			104	19.65	19.87	19.55	21
	106			0	19.66	19.88	19.56	21
	Inner		1	1	20.96	21.18	20.86	22
			1	104	20.68	20.90	20.58	22
			53	26	20.69	20.91	20.59	22
	CP-OFDM 64QAM		Outer	1	0	19.21	19.43	19.11
		1		105	18.89	19.11	18.79	20
		2		0	19.24	19.46	19.14	20
		2		104	18.97	19.19	18.87	20
		106		0	19.23	19.45	19.13	20
		Inner	1	1	19.27	19.49	19.17	20
			1	104	18.96	19.18	18.86	20
			53	26	19.24	19.46	19.14	20
		CP-OFDM 256QAM	Outer	1	0	15.93	16.15	15.83
	1			105	15.78	16.00	15.68	17
	2			0	16.04	16.26	15.94	17
	2			104	15.81	16.03	15.71	17
	106			0	16.19	16.41	16.09	17
	Inner		1	1	16.03	16.25	15.93	17
			1	104	15.81	16.03	15.71	17
			53	26	16.17	16.39	16.07	17



BUREAU  
VERITAS

Test Report No.: W7L-P20210616-3RF01

BW	MCS Index	RB	RB Size	RB Offset	Low CH 500500	Mid CH 507000	High CH 513500	Max. Tune-up (dBm)
					Frequency 2502.5MHz	Frequency 2535MHz	Frequency 2567.5MHz	
5M	DFT-s-OFDM Pi/2 BPSK	Outer	1	0	22.28	22.39	22.11	23
			1	24	22.10	22.17	21.93	23
			2	0	22.43	22.53	22.30	23
			2	23	22.15	22.27	21.97	23
			25	0	22.22	22.42	22.08	23
		Inner	1	1	22.92	23.02	22.73	24
			1	23	22.65	22.79	22.47	24
			12	6	22.78	22.88	22.59	24
		DFT-s-OFDM QPSK	Outer	1	0	21.82	22.01	21.68
	1			24	21.58	21.65	21.41	23
	2			0	21.84	21.99	21.67	23
	2			23	21.60	21.77	21.43	23
	25			0	21.72	21.87	21.60	23
	Inner		1	1	22.88	23.00	22.74	24
			1	23	22.61	22.78	22.45	24
			12	6	22.76	22.91	22.64	24
	DFT-s-OFDM 16QAM		Outer	1	0	20.56	20.75	20.41
		1		24	20.40	20.51	20.22	22
		2		0	21.00	21.09	20.77	22
		2		23	20.66	20.82	20.52	22
		25		0	20.81	20.91	20.58	22
		Inner	1	1	21.75	21.87	21.58	23
			1	23	21.50	21.60	21.28	23
			12	6	21.69	21.88	21.54	23
		DFT-s-OFDM 64QAM	Outer	1	0	20.49	20.63	20.27
	1			24	20.14	20.30	19.97	21
	2			0	20.41	20.56	20.19	21
	2			23	20.11	20.22	19.94	21
	25			0	20.29	20.36	20.12	21
	Inner		1	1	20.48	20.58	20.35	21
			1	23	20.25	20.37	20.01	21
			12	6	20.21	20.33	20.05	21
	DFT-s-OFDM 256QAM		Outer	1	0	20.06	20.16	19.90
		1		24	19.77	19.85	19.57	21
		2		0	20.60	20.71	20.47	21
		2		23	20.33	20.40	20.17	21
25		0		20.22	20.39	20.08	21	
Inner		1	1	20.10	20.18	19.90	21	
		1	23	19.78	19.89	19.65	21	
		12	6	20.31	20.43	20.07	21	



BUREAU  
VERITAS

Test Report No.: W7L-P20210616-3RF01

BW	MCS Index	RB	RB Size	RB Offset	Low CH 501000	Mid CH 507000	High CH 513000	Max. Tune-up (dBm)
					Frequency 2505MHz	Frequency 2535MHz	Frequency 2565MHz	
10M	DFT-s-OFDM Pi/2 BPSK	Outer	1	0	22.27	22.44	22.10	23
			1	51	22.05	22.20	21.93	23
			2	0	22.44	22.56	22.26	23
			2	50	22.11	22.31	21.97	23
			50	0	22.26	22.38	22.12	23
		Inner	1	1	22.86	23.03	22.70	24
			1	50	22.60	22.75	22.48	24
			25	12	22.75	22.94	22.61	24
		DFT-s-OFDM QPSK	Outer	1	0	21.88	21.95	21.71
	1			51	21.52	21.67	21.35	23
	2			0	21.86	22.03	21.69	23
	2			50	21.61	21.71	21.48	23
	50			0	21.75	21.87	21.57	23
	Inner		1	1	22.88	22.99	22.75	24
			1	50	22.69	22.81	22.45	24
			25	12	22.75	22.85	22.57	24
	DFT-s-OFDM 16QAM		Outer	1	0	20.63	20.71	20.45
		1		51	20.41	20.52	20.24	22
		2		0	21.00	21.07	20.83	22
		2		50	20.66	20.76	20.53	22
		50		0	20.75	20.92	20.61	22
		Inner	1	1	21.78	21.88	21.62	23
			1	50	21.50	21.58	21.30	23
			25	12	21.69	21.89	21.58	23
		DFT-s-OFDM 64QAM	Outer	1	0	20.47	20.59	20.26
	1			51	20.14	20.34	20.03	21
	2			0	20.39	20.52	20.23	21
	2			50	20.14	20.21	19.98	21
	50			0	20.30	20.40	20.06	21
	Inner		1	1	20.49	20.63	20.30	21
			1	50	20.24	20.38	20.05	21
			25	12	20.22	20.36	20.10	21
	DFT-s-OFDM 256QAM		Outer	1	0	20.08	20.20	19.87
		1		51	19.71	19.85	19.60	21
		2		0	20.65	20.75	20.46	21
		2		50	20.32	20.47	20.12	21
50		0		20.26	20.38	20.11	21	
Inner		1	1	20.06	20.23	19.92	21	
		1	50	19.81	19.91	19.65	21	
		25	12	20.31	20.40	20.07	21	



BUREAU  
VERITAS

Test Report No.: W7L-P20210616-3RF01

BW	MCS Index	RB	RB Size	RB Offset	Low CH 501500	Mid CH 507000	High CH 512500	Max. Tune-up (dBm)
					Frequency 2507.5MHz	Frequency 2535MHz	Frequency 2562.5MHz	
15M	DFT-s-OFDM Pi/2 BPSK	Outer	1	0	22.32	22.42	22.08	23
			1	78	22.08	22.22	21.89	23
			2	0	22.46	22.60	22.27	23
			2	77	22.13	22.27	22.01	23
			75	0	22.29	22.41	22.08	23
		Inner	1	1	22.93	23.02	22.69	24
			1	77	22.64	22.80	22.49	24
			36	18	22.78	22.86	22.58	24
		DFT-s-OFDM QPSK	Outer	1	0	21.86	21.98	21.71
	1			78	21.54	21.71	21.40	23
	2			0	21.90	21.97	21.74	23
	2			77	21.58	21.75	21.44	23
	75			0	21.76	21.86	21.60	23
	Inner		1	1	22.84	22.98	22.73	24
			1	77	22.66	22.76	22.47	24
			36	18	22.80	22.95	22.60	24
	DFT-s-OFDM 16QAM		Outer	1	0	20.58	20.69	20.45
		1		78	20.45	20.57	20.21	22
		2		0	20.95	21.07	20.79	22
		2		77	20.69	20.83	20.50	22
		75		0	20.81	20.88	20.65	22
		Inner	1	1	21.73	21.90	21.59	23
			1	77	21.50	21.57	21.34	23
			36	18	21.69	21.86	21.55	23
		DFT-s-OFDM 64QAM	Outer	1	0	20.48	20.58	20.32
	1			78	20.20	20.28	20.00	21
	2			0	20.38	20.49	20.25	21
	2			77	20.15	20.27	19.91	21
	75			0	20.24	20.36	20.08	21
	Inner		1	1	20.50	20.60	20.34	21
			1	77	20.24	20.32	20.04	21
			36	18	20.22	20.33	20.09	21
	DFT-s-OFDM 256QAM		Outer	1	0	20.07	20.14	19.91
		1		78	19.71	19.88	19.57	21
		2		0	20.64	20.71	20.48	21
		2		77	20.27	20.44	20.13	21
75		0		20.27	20.37	20.11	21	
Inner		1	1	20.10	20.18	19.90	21	
		1	77	19.78	19.89	19.65	21	
		36	18	20.31	20.43	20.07	21	



**BUREAU  
VERITAS**

**Test Report No.: W7L-P20210616-3RF01**

BW	MCS Index	RB	RB Size	RB Offset	Low CH 502000	Mid CH 507000	High CH 512000	Max. Tune-up (dBm)
					Frequency 2510MHz	Frequency 2535MHz	Frequency 2560MHz	
20M	DFT-s-OFDM Pi/2 BPSK	Outer	1	0	22.33	22.46	22.16	23
			1	105	22.12	22.25	21.95	23
			2	0	22.48	22.61	22.31	23
			2	104	22.19	22.32	22.02	23
			100	0	22.30	22.43	22.13	23
		Inner	1	1	22.94	23.07	22.77	24
			1	104	22.70	22.83	22.53	24
			50	25	22.80	22.93	22.63	24
	DFT-s-OFDM QPSK	Outer	1	0	21.90	22.03	21.73	23
			1	105	21.60	21.73	21.43	23
			2	0	21.92	22.05	21.75	23
			2	104	21.66	21.79	21.49	23
			100	0	21.79	21.92	21.62	23
		Inner	1	1	22.92	23.05	22.75	24
			1	104	22.67	22.80	22.50	24
			50	25	22.83	22.96	22.66	24
	DFT-s-OFDM 16QAM	Outer	1	0	20.64	20.77	20.47	22
			1	105	20.46	20.59	20.29	22
			2	0	21.02	21.15	20.85	22
			2	104	20.71	20.84	20.54	22
			100	0	20.83	20.96	20.66	22
		Inner	1	1	21.81	21.94	21.64	23
			1	104	21.52	21.65	21.35	23
			50	25	21.77	21.90	21.60	23
	DFT-s-OFDM 64QAM	Outer	1	0	20.51	20.64	20.34	21
			1	105	20.22	20.35	20.05	21
			2	0	20.44	20.57	20.27	21
			2	104	20.16	20.29	19.99	21
			100	0	20.31	20.44	20.14	21
		Inner	1	1	20.53	20.66	20.36	21
			1	104	20.26	20.39	20.09	21
			50	25	20.28	20.41	20.11	21
	DFT-s-OFDM 256QAM	Outer	1	0	20.09	20.22	19.92	21
			1	105	19.79	19.92	19.62	21
			2	0	20.66	20.79	20.49	21
			2	104	20.35	20.48	20.18	21
			100	0	20.30	20.43	20.13	21
		Inner	1	1	20.12	20.25	19.95	21
			1	104	19.84	19.97	19.67	21
			50	25	20.32	20.45	20.15	21



**BUREAU  
VERITAS**

Test Report No.: W7L-P20210616-3RF01

12A\_n7A

BW	MCS Index	RB	RB Size	RB Offset	Low CH 500500	Mid CH 507000	High CH 513500	Max. Tune-up (dBm)
					Frequency 2502.5MHz	Frequency 2535MHz	Frequency 2567.5MHz	
5M	CP-OFDM QPSK	Outer	1	0	19.56	19.72	19.49	21
			1	24	19.45	19.58	19.34	21
			2	0	19.76	19.92	19.69	21
			2	23	19.51	19.76	19.39	21
			25	0	19.63	19.89	19.57	21
		Inner	1	1	21.04	21.30	20.96	22
			1	23	20.77	21.04	20.71	22
			13	6	21.18	21.37	21.11	22
		CP-OFDM 16QAM	Outer	1	0	19.69	20.00	19.63
	1			24	19.52	19.67	19.38	21
	2			0	19.74	20.05	19.70	21
	2			23	19.55	19.80	19.41	21
	25			0	19.53	19.81	19.51	21
	Inner		1	1	20.89	21.05	20.81	22
			1	23	20.60	20.82	20.46	22
			13	6	20.60	20.81	20.53	22
	CP-OFDM 64QAM		Outer	1	0	19.05	19.39	18.99
		1		24	18.81	18.95	18.71	20
		2		0	19.14	19.34	18.99	20
		2		23	18.91	19.13	18.83	20
		25		0	19.13	19.39	19.03	20
		Inner	1	1	19.19	19.36	19.03	20
			1	23	18.93	19.11	18.71	20
			13	6	19.11	19.36	19.04	20
		CP-OFDM 256QAM	Outer	1	0	15.90	16.12	15.68
	1			24	15.65	15.87	15.56	17
	2			0	15.99	16.22	15.80	17
	2			23	15.71	15.94	15.59	17
	25			0	16.10	16.28	16.05	17
	Inner		1	1	15.92	16.10	15.87	17
			1	23	15.73	15.96	15.61	17
			13	6	16.02	16.29	15.95	17



BUREAU  
VERITAS

Test Report No.: W7L-P20210616-3RF01

BW	MCS Index	RB	RB Size	RB Offset	Low CH 501000	Mid CH 507000	High CH 513000	Max. Tune-up (dBm)
					Frequency 2505MHz	Frequency 2535MHz	Frequency 2565MHz	
10M	CP-OFDM QPSK	Outer	1	0	19.55	19.77	19.48	21
			1	51	19.40	19.61	19.34	21
			2	0	19.77	19.95	19.65	21
			2	50	19.47	19.80	19.39	21
			52	0	19.67	19.85	19.61	21
		Inner	1	1	21.02	21.33	20.92	22
			1	50	20.76	21.01	20.74	22
			26	13	21.17	21.40	21.08	22
	CP-OFDM 16QAM	Outer	1	0	19.75	19.94	19.66	21
			1	51	19.46	19.69	19.32	21
			2	0	19.76	20.09	19.72	21
			2	50	19.56	19.74	19.46	21
			52	0	19.56	19.81	19.48	21
		Inner	1	1	20.85	21.02	20.83	22
			1	50	20.64	20.84	20.44	22
			26	13	20.57	20.78	20.51	22
	CP-OFDM 64QAM	Outer	1	0	19.12	19.35	19.03	20
			1	51	18.82	18.96	18.73	20
			2	0	19.14	19.32	19.05	20
			2	50	18.91	19.07	18.84	20
			52	0	19.07	19.40	19.06	20
		Inner	1	1	19.22	19.37	19.07	20
			1	50	18.93	19.09	18.73	20
			26	13	19.11	19.37	19.08	20
	CP-OFDM 256QAM	Outer	1	0	15.88	16.08	15.67	17
			1	51	15.65	15.91	15.62	17
			2	0	15.97	16.18	15.84	17
			2	50	15.74	15.93	15.63	17
			52	0	16.11	16.32	15.99	17
		Inner	1	1	15.93	16.15	15.82	17
			1	50	15.72	15.97	15.65	17
			26	13	16.03	16.32	16.00	17



**BUREAU  
VERITAS**

Test Report No.: W7L-P20210616-3RF01

BW	MCS Index	RB	RB Size	RB Offset	Low CH 501500	Mid CH 507000	High CH 512500	Max. Tune-up (dBm)
					Frequency 2507.5MHz	Frequency 2535MHz	Frequency 2562.5MHz	
15M	CP-OFDM QPSK	Outer	1	0	19.60	19.75	19.46	21
			1	78	19.43	19.63	19.30	21
			2	0	19.79	19.99	19.66	21
			2	77	19.49	19.76	19.43	21
			79	0	19.70	19.88	19.57	21
		Inner	1	1	21.00	21.28	20.95	22
			1	77	20.82	21.02	20.73	22
			39	19	21.22	21.41	21.07	22
		CP-OFDM 16QAM	Outer	1	0	19.73	19.97	19.66
	1			78	19.48	19.73	19.37	21
	2			0	19.80	20.03	19.77	21
	2			77	19.53	19.78	19.42	21
	79			0	19.57	19.80	19.51	21
	Inner		1	1	20.90	21.05	20.77	22
			1	77	20.59	20.83	20.48	22
			39	19	20.60	20.79	20.52	22
	CP-OFDM 64QAM		Outer	1	0	19.07	19.33	19.03
		1		78	18.86	19.01	18.70	20
		2		0	19.09	19.32	19.01	20
		2		77	18.94	19.14	18.81	20
		79		0	19.13	19.36	19.10	20
		Inner	1	1	19.17	19.39	19.04	20
			1	77	18.93	19.08	18.77	20
			39	19	19.11	19.34	19.05	20
		CP-OFDM 256QAM	Outer	1	0	15.89	16.07	15.73
	1			78	15.71	15.85	15.59	17
	2			0	15.96	16.15	15.86	17
	2			77	15.75	15.99	15.56	17
	79			0	16.05	16.28	16.01	17
	Inner		1	1	15.94	16.12	15.86	17
			1	77	15.72	15.91	15.64	17
			39	19	16.03	16.29	15.99	17





BUREAU  
VERITAS

Test Report No.: W7L-P20210616-3RF01

BW	MCS Index	RB	RB Size	RB Offset	Low CH 502000	Mid CH 507000	High CH 512000	Max. Tune-up (dBm)
					Frequency 2510MHz	Frequency 2535MHz	Frequency 2560MHz	
20M	CP-OFDM QPSK	Outer	1	0	19.61	19.79	19.54	21
			1	105	19.47	19.66	19.36	21
			2	0	19.81	20.00	19.70	21
			2	104	19.55	19.81	19.44	21
			106	0	19.71	19.90	19.62	21
		Inner	1	1	21.08	21.35	20.97	22
			1	104	20.83	21.06	20.76	22
			53	26	21.25	21.42	21.13	22
	CP-OFDM 16QAM	Outer	1	0	19.77	20.02	19.68	21
			1	105	19.54	19.75	19.40	21
			2	0	19.82	20.11	19.78	21
			2	104	19.61	19.82	19.47	21
			106	0	19.60	19.86	19.53	21
		Inner	1	1	20.91	21.10	20.85	22
			1	104	20.65	20.86	20.52	22
			53	26	20.62	20.86	20.57	22
	CP-OFDM 64QAM	Outer	1	0	19.13	19.41	19.05	20
			1	105	18.87	19.03	18.78	20
			2	0	19.16	19.40	19.07	20
			2	104	18.96	19.15	18.85	20
			106	0	19.15	19.44	19.11	20
		Inner	1	1	19.25	19.43	19.09	20
			1	104	18.95	19.16	18.78	20
			53	26	19.19	19.38	19.10	20
	CP-OFDM 256QAM	Outer	1	0	15.92	16.13	15.75	17
			1	105	15.73	15.92	15.64	17
			2	0	16.02	16.23	15.88	17
			2	104	15.76	16.01	15.64	17
			106	0	16.12	16.36	16.07	17
		Inner	1	1	15.97	16.18	15.88	17
			1	104	15.74	15.98	15.69	17
			53	26	16.09	16.37	16.01	17



BUREAU  
VERITAS

Test Report No.: W7L-P20210616-3RF01

BW	MCS Index	RB	RB Size	RB Offset	Low CH 500500	Mid CH 507000	High CH 513500	Max. Tune-up (dBm)
					Frequency 2502.5MHz	Frequency 2535MHz	Frequency 2567.5MHz	
5M	DFT-s-OFDM Pi/2 BPSK	Outer	1	0	22.24	22.31	22.10	23
			1	24	22.07	22.11	21.89	23
			2	0	22.42	22.49	22.28	23
			2	23	22.10	22.26	21.91	23
			25	0	22.20	22.37	22.07	23
		Inner	1	1	22.81	22.98	22.66	24
			1	23	22.57	22.75	22.44	24
			12	6	22.75	22.85	22.61	24
		DFT-s-OFDM QPSK	Outer	1	0	21.77	21.99	21.64
	1			24	21.56	21.62	21.35	23
	2			0	21.76	21.98	21.65	23
	2			23	21.56	21.72	21.35	23
	25			0	21.66	21.85	21.57	23
	Inner		1	1	22.87	22.94	22.72	24
			1	23	22.62	22.75	22.41	24
			12	6	22.71	22.83	22.57	24
	DFT-s-OFDM 16QAM		Outer	1	0	20.48	20.73	20.35
		1		24	20.38	20.43	20.21	22
		2		0	20.92	21.03	20.70	22
		2		23	20.65	20.78	20.50	22
		25		0	20.73	20.90	20.56	22
		Inner	1	1	21.73	21.81	21.50	23
			1	23	21.49	21.58	21.20	23
			12	6	21.64	21.80	21.50	23
		DFT-s-OFDM 64QAM	Outer	1	0	20.48	20.61	20.19
	1			24	20.09	20.22	19.93	21
	2			0	20.39	20.53	20.13	21
	2			23	20.06	20.20	19.87	21
	25			0	20.22	20.31	20.10	21
	Inner		1	1	20.42	20.51	20.30	21
			1	23	20.18	20.32	19.99	21
			12	6	20.13	20.31	19.99	21
	DFT-s-OFDM 256QAM		Outer	1	0	19.98	20.15	19.88
		1		24	19.73	19.80	19.49	21
		2		0	20.52	20.70	20.45	21
		2		23	20.29	20.35	20.09	21
25		0		20.18	20.34	20.07	21	
Inner		1	1	20.04	20.16	19.85	21	
		1	23	19.71	19.84	19.63	21	
		12	6	20.23	20.41	20.02	21	



**BUREAU  
VERITAS**

**Test Report No.: W7L-P20210616-3RF01**

BW	MCS Index	RB	RB Size	RB Offset	Low CH 501000	Mid CH 507000	High CH 513000	Max. Tune-up (dBm)
					Frequency 2505MHz	Frequency 2535MHz	Frequency 2565MHz	
10M	DFT-s-OFDM Pi/2 BPSK	Outer	1	0	22.23	22.36	22.09	23
			1	51	22.02	22.14	21.89	23
			2	0	22.43	22.52	22.24	23
			2	50	22.06	22.30	21.91	23
			50	0	22.24	22.33	22.11	23
		Inner	1	1	22.79	23.01	22.62	24
			1	50	22.56	22.72	22.47	24
			25	12	22.74	22.88	22.58	24
		DFT-s-OFDM QPSK	Outer	1	0	21.83	21.93	21.67
	1			51	21.50	21.64	21.29	23
	2			0	21.78	22.02	21.67	23
	2			50	21.57	21.66	21.40	23
	50			0	21.69	21.85	21.54	23
	Inner		1	1	22.83	22.91	22.74	24
			1	50	22.66	22.77	22.39	24
			25	12	22.68	22.80	22.55	24
	DFT-s-OFDM 16QAM		Outer	1	0	20.55	20.69	20.39
		1		51	20.39	20.44	20.23	22
		2		0	20.92	21.01	20.76	22
		2		50	20.65	20.72	20.51	22
		50		0	20.67	20.91	20.59	22
		Inner	1	1	21.76	21.82	21.54	23
			1	50	21.49	21.56	21.22	23
			25	12	21.64	21.81	21.54	23
		DFT-s-OFDM 64QAM	Outer	1	0	20.46	20.57	20.18
	1			51	20.09	20.26	19.99	21
	2			0	20.37	20.49	20.17	21
	2			50	20.09	20.19	19.91	21
	50			0	20.23	20.35	20.04	21
	Inner		1	1	20.43	20.56	20.25	21
			1	50	20.17	20.33	20.03	21
			25	12	20.14	20.34	20.04	21
	DFT-s-OFDM 256QAM		Outer	1	0	20.00	20.19	19.85
		1		51	19.67	19.80	19.52	21
		2		0	20.57	20.74	20.44	21
		2		50	20.28	20.42	20.04	21
50		0		20.22	20.33	20.10	21	
Inner		1	1	20.00	20.21	19.87	21	
		1	50	19.74	19.86	19.63	21	
		25	12	20.23	20.38	20.02	21	



BUREAU  
VERITAS

Test Report No.: W7L-P20210616-3RF01

BW	MCS Index	RB	RB Size	RB Offset	Low CH 501500	Mid CH 507000	High CH 512500	Max. Tune-up (dBm)
					Frequency 2507.5MHz	Frequency 2535MHz	Frequency 2562.5MHz	
15M	DFT-s-OFDM Pi/2 BPSK	Outer	1	0	22.28	22.34	22.07	23
			1	78	22.05	22.16	21.85	23
			2	0	22.45	22.56	22.25	23
			2	77	22.08	22.26	21.95	23
			75	0	22.27	22.36	22.07	23
		Inner	1	1	22.77	22.96	22.65	24
			1	77	22.62	22.73	22.46	24
			36	18	22.79	22.89	22.57	24
		DFT-s-OFDM QPSK	Outer	1	0	21.81	21.96	21.67
	1			78	21.52	21.68	21.34	23
	2			0	21.82	21.96	21.72	23
	2			77	21.54	21.70	21.36	23
	75			0	21.70	21.84	21.57	23
	Inner		1	1	22.88	22.94	22.68	24
			1	77	22.61	22.76	22.43	24
			36	18	22.71	22.81	22.56	24
	DFT-s-OFDM 16QAM		Outer	1	0	20.50	20.67	20.39
		1		78	20.43	20.49	20.20	22
		2		0	20.87	21.01	20.72	22
		2		77	20.68	20.79	20.48	22
		75		0	20.73	20.87	20.63	22
		Inner	1	1	21.71	21.84	21.51	23
			1	77	21.49	21.55	21.26	23
			36	18	21.64	21.78	21.51	23
		DFT-s-OFDM 64QAM	Outer	1	0	20.47	20.56	20.24
	1			78	20.15	20.20	19.96	21
	2			0	20.36	20.46	20.19	21
	2			77	20.10	20.25	19.84	21
	75			0	20.17	20.31	20.06	21
	Inner		1	1	20.44	20.53	20.29	21
			1	77	20.17	20.27	20.02	21
			36	18	20.14	20.31	20.03	21
	DFT-s-OFDM 256QAM		Outer	1	0	19.99	20.13	19.89
		1		78	19.67	19.83	19.49	21
		2		0	20.56	20.70	20.46	21
		2		77	20.23	20.39	20.05	21
75		0		20.23	20.32	20.10	21	
Inner		1	1	20.04	20.16	19.85	21	
		1	77	19.71	19.84	19.63	21	
		36	18	20.23	20.41	20.02	21	



**BUREAU  
VERITAS**

**Test Report No.: W7L-P20210616-3RF01**

BW	MCS Index	RB	RB Size	RB Offset	Low CH 502000	Mid CH 507000	High CH 512000	Max. Tune-up (dBm)
					Frequency 2510MHz	Frequency 2535MHz	Frequency 2560MHz	
20M	DFT-s-OFDM Pi/2 BPSK	Outer	1	0	22.29	22.38	22.15	23
			1	105	22.09	22.19	21.91	23
			2	0	22.47	22.57	22.29	23
			2	104	22.14	22.31	21.96	23
			100	0	22.28	22.38	22.12	23
		Inner	1	1	22.85	23.03	22.67	24
			1	104	22.63	22.77	22.49	24
			50	25	22.82	22.90	22.63	24
		DFT-s-OFDM QPSK	Outer	1	0	21.85	22.01	21.69
	1			105	21.58	21.70	21.37	23
	2			0	21.84	22.04	21.73	23
	2			104	21.62	21.74	21.41	23
	100			0	21.73	21.90	21.59	23
	Inner		1	1	22.89	22.99	22.76	24
			1	104	22.67	22.79	22.47	24
			50	25	22.73	22.88	22.61	24
	DFT-s-OFDM 16QAM		Outer	1	0	20.56	20.75	20.41
		1		105	20.44	20.51	20.28	22
		2		0	20.94	21.09	20.78	22
		2		104	20.70	20.80	20.52	22
		100		0	20.75	20.95	20.64	22
		Inner	1	1	21.79	21.88	21.56	23
			1	104	21.51	21.63	21.27	23
			50	25	21.72	21.82	21.56	23
		DFT-s-OFDM 64QAM	Outer	1	0	20.50	20.62	20.26
	1			105	20.17	20.27	20.01	21
	2			0	20.42	20.54	20.21	21
	2			104	20.11	20.27	19.92	21
	100			0	20.24	20.39	20.12	21
	Inner		1	1	20.47	20.59	20.31	21
			1	104	20.19	20.34	20.07	21
			50	25	20.20	20.39	20.05	21
	DFT-s-OFDM 256QAM		Outer	1	0	20.01	20.21	19.90
		1		105	19.75	19.87	19.54	21
		2		0	20.58	20.78	20.47	21
		2		104	20.31	20.43	20.10	21
		100		0	20.26	20.38	20.12	21
		Inner	1	1	20.06	20.23	19.90	21
			1	104	19.77	19.92	19.65	21
			50	25	20.24	20.43	20.10	21



**ERP POWER (dBm)**

**5A\_N2A**

**CHANNEL BANDWIDTH: 5MHz Pi/2 BPSK**

Channel	Frequency (MHz)	Conducted Power (dBm)	G <sub>T</sub> -L <sub>c</sub> (dB)	EIRP (dBm)	EIRP (mW)	Limit (W)
370500	1852.5	23.83	2.45	26.28	424.62	2
376000	1880	23.78	2.45	26.23	419.76	2
381500	1907.5	23.7	2.45	26.15	412.10	2

**CHANNEL BANDWIDTH: 5MHz QPSK**

Channel	Frequency (MHz)	Conducted Power (dBm)	G <sub>T</sub> -L <sub>c</sub> (dB)	EIRP (dBm)	EIRP (mW)	Limit (W)
370500	1852.5	23.71	2.45	26.16	413.05	2
376000	1880	23.73	2.45	26.18	414.95	2
381500	1907.5	23.66	2.45	26.11	408.32	2

**CHANNEL BANDWIDTH: 5MHz 16QAM**

Channel	Frequency (MHz)	Conducted Power (dBm)	G <sub>T</sub> -L <sub>c</sub> (dB)	EIRP (dBm)	EIRP (mW)	Limit (W)
370500	1852.5	22.71	2.45	25.16	328.1	2
376000	1880	22.74	2.45	25.19	330.37	2
381500	1907.5	22.69	2.45	25.14	326.59	2

**CHANNEL BANDWIDTH: 5MHz 64QAM**

Channel	Frequency (MHz)	Conducted Power (dBm)	G <sub>T</sub> -L <sub>c</sub> (dB)	EIRP (dBm)	EIRP (mW)	Limit (W)
370500	1852.5	21.43	2.45	23.88	244.34	2
376000	1880	21.4	2.45	23.85	242.66	2
381500	1907.5	21.33	2.45	23.78	238.78	2

**CHANNEL BANDWIDTH: 5MHz 256QAM**

Channel	Frequency (MHz)	Conducted Power (dBm)	G <sub>T</sub> -L <sub>c</sub> (dB)	EIRP (dBm)	EIRP (mW)	Limit (W)
370500	1852.5	21.42	2.45	23.87	243.78	2
376000	1880	21.4	2.45	23.85	242.66	2
381500	1907.5	21.31	2.45	23.76	237.68	2



**CHANNEL BANDWIDTH: 10MHz Pi/2 BPSK**

Channel	Frequency (MHz)	Conducted Power (dBm)	G <sub>T</sub> -L <sub>c</sub> (dB)	EIRP (dBm)	EIRP (mW)	Limit (W)
371000	1855	23.77	2.45	26.22	418.79	2
376000	1880	23.75	2.45	26.2	416.87	2
381000	1905	23.74	2.45	26.19	415.91	2

**CHANNEL BANDWIDTH: 10MHz QPSK**

Channel	Frequency (MHz)	Conducted Power (dBm)	G <sub>T</sub> -L <sub>c</sub> (dB)	EIRP (dBm)	EIRP (mW)	Limit (W)
371000	1855	23.72	2.45	26.17	414	2
376000	1880	23.7	2.45	26.15	412.1	2
381000	1905	23.69	2.45	26.14	411.15	2

**CHANNEL BANDWIDTH: 10MHz 16QAM**

Channel	Frequency (MHz)	Conducted Power (dBm)	G <sub>T</sub> -L <sub>c</sub> (dB)	EIRP (dBm)	EIRP (mW)	Limit (W)
371000	1855	22.71	2.45	25.16	328.1	2
376000	1880	22.73	2.45	25.18	329.61	2
381000	1905	22.65	2.45	25.1	323.59	2

**CHANNEL BANDWIDTH: 10MHz 64QAM**

Channel	Frequency (MHz)	Conducted Power (dBm)	G <sub>T</sub> -L <sub>c</sub> (dB)	EIRP (dBm)	EIRP (mW)	Limit (W)
371000	1855	21.42	2.45	23.87	243.78	2
376000	1880	21.35	2.45	23.8	239.88	2
381000	1905	21.35	2.45	23.8	239.88	2

**CHANNEL BANDWIDTH: 10MHz 256QAM**

Channel	Frequency (MHz)	Conducted Power (dBm)	G <sub>T</sub> -L <sub>c</sub> (dB)	EIRP (dBm)	EIRP (mW)	Limit (W)
371000	1855	21.44	2.45	23.89	244.91	2
376000	1880	21.35	2.45	23.8	239.88	2
381000	1905	21.35	2.45	23.8	239.88	2



BUREAU  
VERITAS

Test Report No.: W7L-P20210616-3RF01

**CHANNEL BANDWIDTH: 15MHz Pi/2 BPSK**

Channel	Frequency (MHz)	Conducted Power (dBm)	G <sub>T</sub> -L <sub>c</sub> (dB)	EIRP (dBm)	EIRP (mW)	Limit (W)
371500	1857.5	23.78	2.45	26.23	419.76	2
376000	1880	23.77	2.45	26.22	418.79	2
380500	1902.5	23.72	2.45	26.17	414.00	2

**CHANNEL BANDWIDTH: 15MHz QPSK**

Channel	Frequency (MHz)	Conducted Power (dBm)	G <sub>T</sub> -L <sub>c</sub> (dB)	EIRP (dBm)	EIRP (mW)	Limit (W)
371500	1857.5	23.76	2.45	26.21	417.83	2
376000	1880	23.74	2.45	26.19	415.91	2
380500	1902.5	23.65	2.45	26.1	407.38	2

**CHANNEL BANDWIDTH: 15MHz 16QAM**

Channel	Frequency (MHz)	Conducted Power (dBm)	G <sub>T</sub> -L <sub>c</sub> (dB)	EIRP (dBm)	EIRP (mW)	Limit (W)
371500	1857.5	22.71	2.45	25.16	328.1	2
376000	1880	22.71	2.45	25.16	328.1	2
380500	1902.5	22.66	2.45	25.11	324.34	2

**CHANNEL BANDWIDTH: 15MHz 64QAM**

Channel	Frequency (MHz)	Conducted Power (dBm)	G <sub>T</sub> -L <sub>c</sub> (dB)	EIRP (dBm)	EIRP (mW)	Limit (W)
371500	1857.5	21.43	2.45	23.88	244.34	2
376000	1880	21.34	2.45	23.79	239.33	2
380500	1902.5	21.32	2.45	23.77	238.23	2

**CHANNEL BANDWIDTH: 15MHz 256QAM**

Channel	Frequency (MHz)	Conducted Power (dBm)	G <sub>T</sub> -L <sub>c</sub> (dB)	EIRP (dBm)	EIRP (mW)	Limit (W)
371500	1857.5	21.37	2.45	23.82	240.99	2
376000	1880	21.37	2.45	23.82	240.99	2
380500	1902.5	21.32	2.45	23.77	238.23	2





**CHANNEL BANDWIDTH: 20MHz Pi/2 BPSK**

Channel	Frequency (MHz)	Conducted Power (dBm)	G <sub>T</sub> -L <sub>c</sub> (dB)	EIRP (dBm)	EIRP (mW)	Limit (W)
372000	1860	23.84	2.45	26.29	425.60	2
376000	1880	23.8	2.45	26.25	421.70	2
380000	1900	23.76	2.45	26.21	417.83	2

**CHANNEL BANDWIDTH: 20MHz QPSK**

Channel	Frequency (MHz)	Conducted Power (dBm)	G <sub>T</sub> -L <sub>c</sub> (dB)	EIRP (dBm)	EIRP (mW)	Limit (W)
372000	1860	23.79	2.45	26.24	420.73	2
376000	1880	23.75	2.45	26.2	416.87	2
380000	1900	23.71	2.45	26.16	413.05	2

**CHANNEL BANDWIDTH: 20MHz 16QAM**

Channel	Frequency (MHz)	Conducted Power (dBm)	G <sub>T</sub> -L <sub>c</sub> (dB)	EIRP (dBm)	EIRP (mW)	Limit (W)
372000	1860	22.79	2.45	25.24	334.2	2
376000	1880	22.75	2.45	25.2	331.13	2
380000	1900	22.71	2.45	25.16	328.1	2

**CHANNEL BANDWIDTH: 20MHz 64QAM**

Channel	Frequency (MHz)	Conducted Power (dBm)	G <sub>T</sub> -L <sub>c</sub> (dB)	EIRP (dBm)	EIRP (mW)	Limit (W)
372000	1860	21.45	2.45	23.9	245.47	2
376000	1880	21.41	2.45	23.86	243.22	2
380000	1900	21.37	2.45	23.82	240.99	2

**CHANNEL BANDWIDTH: 20MHz 256QAM**

Channel	Frequency (MHz)	Conducted Power (dBm)	G <sub>T</sub> -L <sub>c</sub> (dB)	EIRP (dBm)	EIRP (mW)	Limit (W)
372000	1860	21.45	2.45	23.9	245.47	2
376000	1880	21.41	2.45	23.86	243.22	2
380000	1900	21.37	2.45	23.82	240.99	2



66A\_n5A

CHANNEL BANDWIDTH: 5MHz Pi/2 BPSK

Channel	Frequency (MHz)	Conducted Power (dBm)	G <sub>T</sub> -L <sub>c</sub> (dB)	EIRP (dBm)	EIRP (mW)	Limit (W)
165300	826.5	23.64	0.58	22.07	161.06	7
167300	836.5	23.63	0.58	22.06	160.69	7
169300	846.5	23.69	0.58	22.12	162.93	7

CHANNEL BANDWIDTH: 5MHz QPSK

Channel	Frequency (MHz)	Conducted Power (dBm)	G <sub>T</sub> -L <sub>c</sub> (dB)	EIRP (dBm)	EIRP (mW)	Limit (W)
165300	826.5	23.63	0.58	22.06	160.69	7
167300	836.5	23.6	0.58	22.03	159.59	7
169300	846.5	23.67	0.58	22.1	162.18	7

CHANNEL BANDWIDTH: 5MHz 16QAM

Channel	Frequency (MHz)	Conducted Power (dBm)	G <sub>T</sub> -L <sub>c</sub> (dB)	EIRP (dBm)	EIRP (mW)	Limit (W)
165300	826.5	22.96	0.58	21.39	137.72	7
167300	836.5	22.88	0.58	21.31	135.21	7
169300	846.5	22.95	0.58	21.38	137.4	7

CHANNEL BANDWIDTH: 5MHz 64QAM

Channel	Frequency (MHz)	Conducted Power (dBm)	G <sub>T</sub> -L <sub>c</sub> (dB)	EIRP (dBm)	EIRP (mW)	Limit (W)
165300	826.5	21.32	0.58	19.75	94.41	7
167300	836.5	21.26	0.58	19.69	93.11	7
169300	846.5	21.29	0.58	19.72	93.76	7

CHANNEL BANDWIDTH: 5MHz 256QAM

Channel	Frequency (MHz)	Conducted Power (dBm)	G <sub>T</sub> -L <sub>c</sub> (dB)	EIRP (dBm)	EIRP (mW)	Limit (W)
165300	826.5	21.34	0.58	19.77	94.84	7
167300	836.5	21.23	0.58	19.66	92.47	7
169300	846.5	21.39	0.58	19.82	95.94	7



**CHANNEL BANDWIDTH: 10MHz Pi/2 BPSK**

Channel	Frequency (MHz)	Conducted Power (dBm)	G <sub>T</sub> -L <sub>c</sub> (dB)	EIRP (dBm)	EIRP (mW)	Limit (W)
165800	829	23.63	0.58	22.06	160.69	7
167300	836.5	23.6	0.58	22.03	159.59	7
168800	844	23.72	0.58	22.15	164.06	7

**CHANNEL BANDWIDTH: 10MHz QPSK**

Channel	Frequency (MHz)	Conducted Power (dBm)	G <sub>T</sub> -L <sub>c</sub> (dB)	EIRP (dBm)	EIRP (mW)	Limit (W)
165800	829	23.63	0.58	22.06	160.69	7
167300	836.5	23.57	0.58	22	158.49	7
168800	844	23.7	0.58	22.13	163.31	7

**CHANNEL BANDWIDTH: 10MHz 16QAM**

Channel	Frequency (MHz)	Conducted Power (dBm)	G <sub>T</sub> -L <sub>c</sub> (dB)	EIRP (dBm)	EIRP (mW)	Limit (W)
165800	829	22.96	0.58	21.39	137.72	7
167300	836.5	22.86	0.58	21.29	134.59	7
168800	844	22.97	0.58	21.4	138.04	7

**CHANNEL BANDWIDTH: 10MHz 64QAM**

Channel	Frequency (MHz)	Conducted Power (dBm)	G <sub>T</sub> -L <sub>c</sub> (dB)	EIRP (dBm)	EIRP (mW)	Limit (W)
165800	829	21.31	0.58	19.74	94.19	7
167300	836.5	21.27	0.58	19.7	93.33	7
168800	844	21.33	0.58	19.76	94.62	7

**CHANNEL BANDWIDTH: 10MHz 256QAM**

Channel	Frequency (MHz)	Conducted Power (dBm)	G <sub>T</sub> -L <sub>c</sub> (dB)	EIRP (dBm)	EIRP (mW)	Limit (W)
165800	829	21.33	0.58	19.76	94.62	7
167300	836.5	21.3	0.58	19.73	93.97	7
168800	844	21.34	0.58	19.77	94.84	7



**CHANNEL BANDWIDTH: 15MHz Pi/2 BPSK**

Channel	Frequency (MHz)	Conducted Power (dBm)	G <sub>T</sub> -L <sub>c</sub> (dB)	EIRP (dBm)	EIRP (mW)	Limit (W)
166300	831.5	23.69	0.58	22.12	162.93	7
167300	836.5	23.61	0.58	22.04	159.96	7
168300	841.5	23.71	0.58	22.14	163.68	7

**CHANNEL BANDWIDTH: 15MHz QPSK**

Channel	Frequency (MHz)	Conducted Power (dBm)	G <sub>T</sub> -L <sub>c</sub> (dB)	EIRP (dBm)	EIRP (mW)	Limit (W)
166300	831.5	23.59	0.58	22.02	159.22	7
167300	836.5	23.58	0.58	22.01	158.85	7
168300	841.5	23.66	0.58	22.09	161.81	7

**CHANNEL BANDWIDTH: 15MHz 16QAM**

Channel	Frequency (MHz)	Conducted Power (dBm)	G <sub>T</sub> -L <sub>c</sub> (dB)	EIRP (dBm)	EIRP (mW)	Limit (W)
166300	831.5	22.96	0.58	21.39	137.72	7
167300	836.5	22.85	0.58	21.28	134.28	7
168300	841.5	23.01	0.58	21.44	139.32	7

**CHANNEL BANDWIDTH: 15MHz 64QAM**

Channel	Frequency (MHz)	Conducted Power (dBm)	G <sub>T</sub> -L <sub>c</sub> (dB)	EIRP (dBm)	EIRP (mW)	Limit (W)
166300	831.5	21.31	0.58	19.74	94.19	7
167300	836.5	21.21	0.58	19.64	92.04	7
168300	841.5	21.32	0.58	19.75	94.41	7

**CHANNEL BANDWIDTH: 15MHz 256QAM**

Channel	Frequency (MHz)	Conducted Power (dBm)	G <sub>T</sub> -L <sub>c</sub> (dB)	EIRP (dBm)	EIRP (mW)	Limit (W)
166300	831.5	21.28	0.58	19.71	93.54	7
167300	836.5	21.27	0.58	19.7	93.33	7
168300	841.5	21.35	0.58	19.78	95.06	7



**CHANNEL BANDWIDTH: 20MHz Pi/2 BPSK**

Channel	Frequency (MHz)	Conducted Power (dBm)	G <sub>T</sub> -L <sub>c</sub> (dB)	EIRP (dBm)	EIRP (mW)	Limit (W)
166800	834	23.7	0.58	22.13	163.31	7
167300	836.5	23.65	0.58	22.08	161.44	7
167800	839	23.74	0.58	22.17	164.82	7

**CHANNEL BANDWIDTH: 20MHz QPSK**

Channel	Frequency (MHz)	Conducted Power (dBm)	G <sub>T</sub> -L <sub>c</sub> (dB)	EIRP (dBm)	EIRP (mW)	Limit (W)
166800	834	23.67	0.58	22.1	162.18	7
167300	836.5	23.62	0.58	22.05	160.32	7
167800	839	23.71	0.58	22.14	163.68	7

**CHANNEL BANDWIDTH: 20MHz 16QAM**

Channel	Frequency (MHz)	Conducted Power (dBm)	G <sub>T</sub> -L <sub>c</sub> (dB)	EIRP (dBm)	EIRP (mW)	Limit (W)
166800	834	22.98	0.58	21.41	138.36	7
167300	836.5	22.93	0.58	21.36	136.77	7
167800	839	23.02	0.58	21.45	139.64	7

**CHANNEL BANDWIDTH: 20MHz 64QAM**

Channel	Frequency (MHz)	Conducted Power (dBm)	G <sub>T</sub> -L <sub>c</sub> (dB)	EIRP (dBm)	EIRP (mW)	Limit (W)
166800	834	21.33	0.58	19.76	94.62	7
167300	836.5	21.28	0.58	19.71	93.54	7
167800	839	21.37	0.58	19.8	95.5	7

**CHANNEL BANDWIDTH: 20MHz 256QAM**

Channel	Frequency (MHz)	Conducted Power (dBm)	G <sub>T</sub> -L <sub>c</sub> (dB)	EIRP (dBm)	EIRP (mW)	Limit (W)
166800	834	21.36	0.58	19.79	95.28	7
167300	836.5	21.31	0.58	19.74	94.19	7
167800	839	21.4	0.58	19.83	96.16	7

**REMARKS:** ERP Output Power (dBm) = EIRP (dBm) -2.15(dB).



5A\_n7A

**CHANNEL BANDWIDTH: 5MHz Pi/2 BPSK**

Channel	Frequency (MHz)	Conducted Power (dBm)	G <sub>T</sub> -L <sub>c</sub> (dB)	EIRP (dBm)	EIRP (mW)	Limit (W)
500500	2502.5	22.92	1.69	24.61	289.07	2
507000	2535	23.02	1.69	24.71	295.80	2
513500	2567.5	22.73	1.69	24.42	276.69	2

**CHANNEL BANDWIDTH: 5MHz QPSK**

Channel	Frequency (MHz)	Conducted Power (dBm)	G <sub>T</sub> -L <sub>c</sub> (dB)	EIRP (dBm)	EIRP (mW)	Limit (W)
500500	2502.5	22.88	1.69	24.57	286.42	2
507000	2535	23	1.69	24.69	294.44	2
513500	2567.5	22.74	1.69	24.43	277.33	2

**CHANNEL BANDWIDTH: 5MHz 16QAM**

Channel	Frequency (MHz)	Conducted Power (dBm)	G <sub>T</sub> -L <sub>c</sub> (dB)	EIRP (dBm)	EIRP (mW)	Limit (W)
500500	2502.5	21.75	1.69	23.44	220.8	2
507000	2535	21.88	1.69	23.57	227.51	2
513500	2567.5	21.58	1.69	23.27	212.32	2

**CHANNEL BANDWIDTH: 5MHz 64QAM**

Channel	Frequency (MHz)	Conducted Power (dBm)	G <sub>T</sub> -L <sub>c</sub> (dB)	EIRP (dBm)	EIRP (mW)	Limit (W)
500500	2502.5	20.49	1.69	22.18	165.2	2
507000	2535	20.63	1.69	22.32	170.61	2
513500	2567.5	20.35	1.69	22.04	159.96	2

**CHANNEL BANDWIDTH: 5MHz 256QAM**

Channel	Frequency (MHz)	Conducted Power (dBm)	G <sub>T</sub> -L <sub>c</sub> (dB)	EIRP (dBm)	EIRP (mW)	Limit (W)
500500	2502.5	20.6	1.69	22.29	169.43	2
507000	2535	20.71	1.69	22.4	173.78	2
513500	2567.5	20.47	1.69	22.16	164.44	2



**CHANNEL BANDWIDTH: 10MHz Pi/2 BPSK**

Channel	Frequency (MHz)	Conducted Power (dBm)	G <sub>T</sub> -L <sub>c</sub> (dB)	EIRP (dBm)	EIRP (mW)	Limit (W)
501000	2505	22.86	1.69	24.55	285.10	2
507000	2535	23.03	1.69	24.72	296.48	2
513000	2565	22.7	1.69	24.39	274.79	2

**CHANNEL BANDWIDTH: 10MHz QPSK**

Channel	Frequency (MHz)	Conducted Power (dBm)	G <sub>T</sub> -L <sub>c</sub> (dB)	EIRP (dBm)	EIRP (mW)	Limit (W)
501000	2505	22.88	1.69	24.57	286.42	2
507000	2535	22.99	1.69	24.68	293.76	2
513000	2565	22.75	1.69	24.44	277.97	2

**CHANNEL BANDWIDTH: 10MHz 16QAM**

Channel	Frequency (MHz)	Conducted Power (dBm)	G <sub>T</sub> -L <sub>c</sub> (dB)	EIRP (dBm)	EIRP (mW)	Limit (W)
501000	2505	21.78	1.69	23.47	222.33	2
507000	2535	21.89	1.69	23.58	228.03	2
513000	2565	21.62	1.69	23.31	214.29	2

**CHANNEL BANDWIDTH: 10MHz 64QAM**

Channel	Frequency (MHz)	Conducted Power (dBm)	G <sub>T</sub> -L <sub>c</sub> (dB)	EIRP (dBm)	EIRP (mW)	Limit (W)
501000	2505	20.49	1.69	22.18	165.2	2
507000	2535	20.63	1.69	22.32	170.61	2
513000	2565	20.3	1.69	21.99	158.12	2

**CHANNEL BANDWIDTH: 10MHz 256QAM**

Channel	Frequency (MHz)	Conducted Power (dBm)	G <sub>T</sub> -L <sub>c</sub> (dB)	EIRP (dBm)	EIRP (mW)	Limit (W)
501000	2505	20.65	1.69	22.34	171.4	2
507000	2535	20.75	1.69	22.44	175.39	2
513000	2565	20.46	1.69	22.15	164.06	2



**CHANNEL BANDWIDTH: 15MHz Pi/2 BPSK**

Channel	Frequency (MHz)	Conducted Power (dBm)	G <sub>T</sub> -L <sub>c</sub> (dB)	EIRP (dBm)	EIRP (mW)	Limit (W)
501500	2507.5	22.93	1.69	24.62	289.73	2
507000	2535	23.02	1.69	24.71	295.80	2
512500	2562.5	22.69	1.69	24.38	274.16	2

**CHANNEL BANDWIDTH: 15MHz QPSK**

Channel	Frequency (MHz)	Conducted Power (dBm)	G <sub>T</sub> -L <sub>c</sub> (dB)	EIRP (dBm)	EIRP (mW)	Limit (W)
501500	2507.5	22.84	1.69	24.53	283.79	2
507000	2535	22.98	1.69	24.67	293.09	2
512500	2562.5	22.73	1.69	24.42	276.69	2

**CHANNEL BANDWIDTH: 15MHz 16QAM**

Channel	Frequency (MHz)	Conducted Power (dBm)	G <sub>T</sub> -L <sub>c</sub> (dB)	EIRP (dBm)	EIRP (mW)	Limit (W)
501500	2507.5	21.73	1.69	23.42	219.79	2
507000	2535	21.9	1.69	23.59	228.56	2
512500	2562.5	21.59	1.69	23.28	212.81	2

**CHANNEL BANDWIDTH: 15MHz 64QAM**

Channel	Frequency (MHz)	Conducted Power (dBm)	G <sub>T</sub> -L <sub>c</sub> (dB)	EIRP (dBm)	EIRP (mW)	Limit (W)
501500	2507.5	20.5	1.69	22.19	165.58	2
507000	2535	20.6	1.69	22.29	169.43	2
512500	2562.5	20.34	1.69	22.03	159.59	2

**CHANNEL BANDWIDTH: 15MHz 256QAM**

Channel	Frequency (MHz)	Conducted Power (dBm)	G <sub>T</sub> -L <sub>c</sub> (dB)	EIRP (dBm)	EIRP (mW)	Limit (W)
501500	2507.5	20.64	1.69	22.33	171	2
507000	2535	20.71	1.69	22.4	173.78	2
512500	2562.5	20.48	1.69	22.17	164.82	2





**CHANNEL BANDWIDTH: 20MHz Pi/2 BPSK**

Channel	Frequency (MHz)	Conducted Power (dBm)	G <sub>T</sub> -L <sub>c</sub> (dB)	EIRP (dBm)	EIRP (mW)	Limit (W)
502000	2510	22.94	1.69	24.63	290.40	2
507000	2535	23.07	1.69	24.76	299.23	2
512000	2560	22.77	1.69	24.46	279.25	2

**CHANNEL BANDWIDTH: 20MHz QPSK**

Channel	Frequency (MHz)	Conducted Power (dBm)	G <sub>T</sub> -L <sub>c</sub> (dB)	EIRP (dBm)	EIRP (mW)	Limit (W)
502000	2510	22.92	1.69	24.61	289.07	2
507000	2535	23.05	1.69	24.74	297.85	2
512000	2560	22.75	1.69	24.44	277.97	2

**CHANNEL BANDWIDTH: 20MHz 16QAM**

Channel	Frequency (MHz)	Conducted Power (dBm)	G <sub>T</sub> -L <sub>c</sub> (dB)	EIRP (dBm)	EIRP (mW)	Limit (W)
502000	2510	21.81	1.69	23.5	223.87	2
507000	2535	21.94	1.69	23.63	230.67	2
512000	2560	21.64	1.69	23.33	215.28	2

**CHANNEL BANDWIDTH: 20MHz 64QAM**

Channel	Frequency (MHz)	Conducted Power (dBm)	G <sub>T</sub> -L <sub>c</sub> (dB)	EIRP (dBm)	EIRP (mW)	Limit (W)
502000	2510	20.53	1.69	22.22	166.72	2
507000	2535	20.66	1.69	22.35	171.79	2
512000	2560	20.36	1.69	22.05	160.32	2

**CHANNEL BANDWIDTH: 20MHz 256QAM**

Channel	Frequency (MHz)	Conducted Power (dBm)	G <sub>T</sub> -L <sub>c</sub> (dB)	EIRP (dBm)	EIRP (mW)	Limit (W)
502000	2510	20.66	1.69	22.35	171.79	2
507000	2535	20.79	1.69	22.48	177.01	2
512000	2560	20.49	1.69	22.18	165.2	2

## 3.2 FREQUENCY STABILITY MEASUREMENT

### 3.2.1 LIMITS OF FREQUENCY STABILITY MEASUREMENT

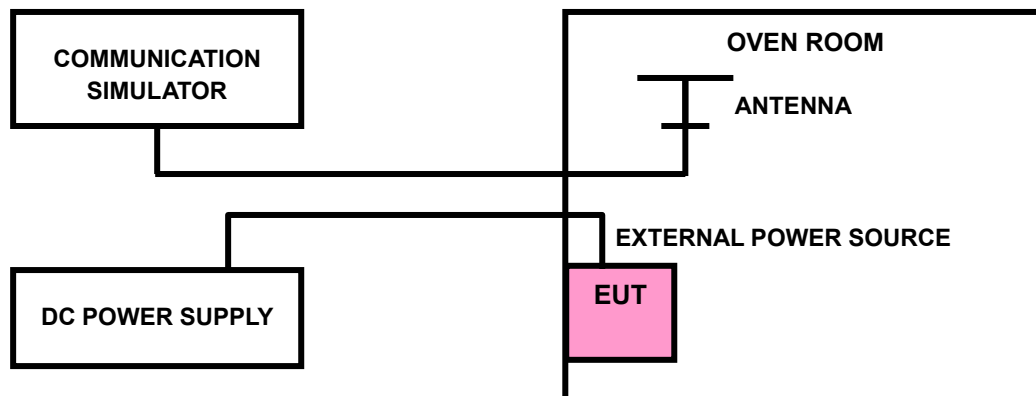
1.5 ppm is for base and fixed station. 2.5 ppm is for mobile station.

### 3.2.2 TEST PROCEDURE

- Device is placed at the oven room. The oven room could control the temperatures and humidity. Power warm up is at least 15 min and power applied should perform before recording frequency error.
- EUT is connected the external power supply to control the DC input power. The test voltage range is from minimum to maximum working voltage. Each step shall be record the frequency error rate.
- The temperature range step is 10 degrees in this test items. All temperature levels shall be hold the  $\pm 0.5^{\circ}\text{C}$  during the measurement testing. The each temperature step shall be at least 0.5 hours, consider the EUT could be test under the stability condition.

**NOTE:** The frequency error was recorded frequency error from the communication simulator.

### 3.2.3 TEST SETUP





Test Report No.: W7L-P20210616-3RF01

### 3.2.4 TEST RESULTS

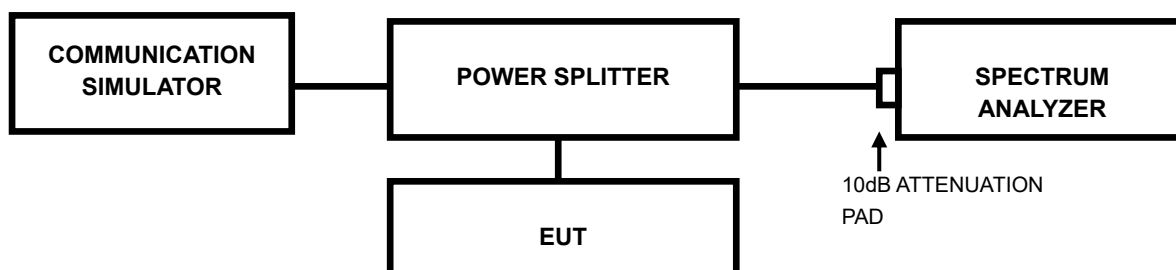
Please Refer to Appendix E Of this test report.

### 3.3 OCCUPIED BANDWIDTH MEASUREMENT

#### 3.3.1 TEST PROCEDURES

The EUT makes a call to the communication simulator. All measurements were done at low, middle and high operational frequency range. The communication simulator station system controlled a EUT to export maximum output power under transmission mode and specific channel frequency. Use OBW measurement function of Spectrum analyzer to measure 99 % occupied bandwidth.

#### 3.3.2 TEST SETUP





**BUREAU  
VERITAS**

**Test Report No.: W7L-P20210616-3RF01**

### 3.3.3 TEST RESULTS

Please Refer to Appendix E Of this test report.

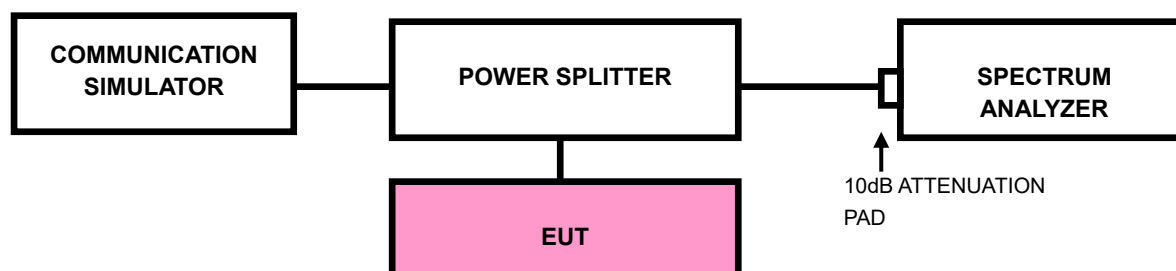
### 3.4 BAND EDGE MEASUREMENT

#### 3.4.1 LIMITS OF BAND EDGE MEASUREMENT

According to FCC Part22&Part24 specified that Power of any emission outside of the authorized operating frequency ranges must be attenuated below the transmitting power (P) by a factor of at least  $43 + 10 \log(P)$  dB. In the 1 MHz bands immediately outside and adjacent to the frequency block a resolution bandwidth of at least one percent of the emission bandwidth of the fundamental emission of the transmitter may be employed.

According to FCC 27.53(m)(4) specified that For mobile digital stations, the attenuation factor shall be not less than  $40 + 10 \log(P)$  dB on all frequencies between the channel edge and 5 megahertz from the channel edge,  $43 + 10 \log(P)$  dB on all frequencies between 5 megahertz and X megahertz from the channel edge, and  $55 + 10 \log(P)$  dB on all frequencies more than X megahertz from the channel edge, where X is the greater of 6 megahertz or the actual emission bandwidth as defined in paragraph (m)(6) of this section. In addition, the attenuation factor shall not be less that  $43 + 10 \log(P)$  dB on all frequencies between 2490.5 MHz and 2496 MHz and  $55 + 10 \log(P)$  dB at or below 2490.5 MHz. Mobile Satellite Service licensees operating on frequencies below 2495 MHz may also submit a documented interference complaint against BRS licensees operating on channel BRS Channel 1 on the same terms and conditions as adjacent channel BRS or EBS licensees. For mobile digital stations, in the 1 megahertz bands immediately outside and adjacent to the frequency block a resolution bandwidth of at least two percent may be employed.

#### 3.4.2 TEST SETUP





Test Report No.: W7L-P20210616-3RF01

### 3.4.3 TEST PROCEDURES

- a. All measurements were done at low and high operational frequency range.
- b. The center frequency of spectrum is the band edge frequency and span is 1~5 MHz. RBW of the spectrum is  $\geq 1\% \cdot \text{EBW}$  kHz and VBW of the spectrum is  $3 \cdot \text{RBW}$  kHz. (NR bandwidth 5MHz/10MHz/15MHz/20MHz).
- c. Record the max trace plot into the test report.

### 3.4.4 TEST RESULTS

Please Refer to Appendix E Of this test report.

### 3.5 CONDUCTED SPURIOUS EMISSIONS

#### 3.5.1 LIMITS OF CONDUCTED SPURIOUS EMISSIONS MEASUREMENT

The power of any emission outside of the authorized operating frequency ranges must be attenuated below the transmitting power (P) by a factor of at least  $43 + 10 \log(P)$  dB. The emission limit equal to  $-13\text{dBm}$ .

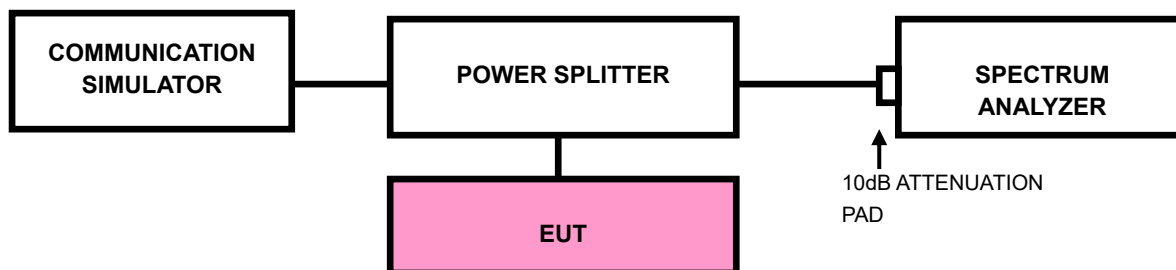
For 5G NR n7:

The power of any emission outside a licensee's frequency block shall be attenuated below the transmitter power (P) by at least  $55 + 10 \log_{10}(P)$  dB. The limit of emission is equal to  $-25\text{dBm}$ .

#### 3.5.2 TEST PROCEDURE

- The EUT makes a phone call to the communication simulator. All measurements were done at low, middle and high operational frequency range.
- Measuring frequency range is from 9kHz up to a frequency including its 10<sup>th</sup> harmonic. 10dB attenuation pad is connected with spectrum. RBW=1MHz and VBW=3MHz is used for conducted emission measurement.

#### 3.5.3 TEST SETUP







**BUREAU  
VERITAS**

**Test Report No.: W7L-P20210616-3RF01**

### 3.5.4 TEST RESULTS

NOTE : The 9K~30MHz amplitude of spurious emissions attenuated more than 20 dB below the permissible value is not required in the report.

Please Refer to Appendix E Of this test report.



### 3.6 RADIATED EMISSION MEASUREMENT

#### 3.6.1 LIMITS OF RADIATED EMISSION MEASUREMENT

The power of any emission outside of the authorized operating frequency ranges must be attenuated below the transmitting power (P) by a factor of at least  $43 + 10 \log(P)$  dB. The emission limit equal to  $-13\text{dBm}$ .

For 5G NR n7:

The power of any emission outside a licensee's frequency block shall be attenuated below the transmitter power (P) by at least  $55 + 10 \log_{10}(P)$  dB. The limit of emission is equal to  $-25\text{dBm}$ .

#### 3.6.2 TEST PROCEDURES

- a. Substitution method is used for E.I.R.P measurement. In the semi-anechoic chamber, EUT placed on the 0.8m height of Turn Table, rotated the table around 360 degrees to search the maximum radiation power and receiver antenna shall be rotated vertical and horizontal polarization and moved height from 1m to 4m to find the maximum polar radiated power. The "Read Value" is the spectrum reading the maximum power value.
- b. The substitution horn antenna is substituted for EUT at the same position and signals generator export the CW signal to the substitution antenna via a TX cable. Rotated the Turn Table and moved receiving antenna to find the maximum radiation power. Adjust output power level of S.G to get a Value of spectrum reading equal to "Read Value" of step a. Record the power level of S.G
- c.  $\text{EIRP} = \text{Output power level of S.G} - \text{TX cable loss} + \text{Antenna gain of substitution horn}$ .
- d. E.R.P power can be calculated form E.I.R.P power by subtracting the gain of dipole,  $\text{E.R.P power} = \text{E.I.P.R power} - 2.15\text{dBi}$ .

**NOTE:** The resolution bandwidth and video bandwidth of test receiver/spectrum analyzer is 1MHz/3MHz.

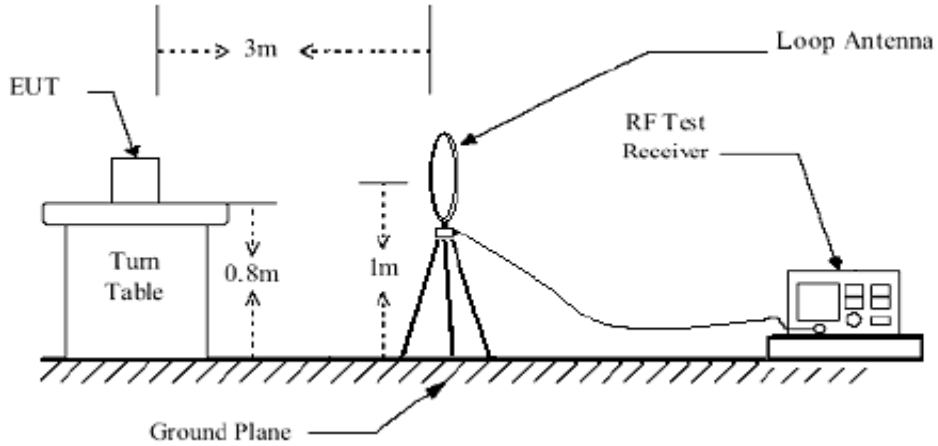
#### 3.6.3 DEVIATION FROM TEST STANDARD

No deviation

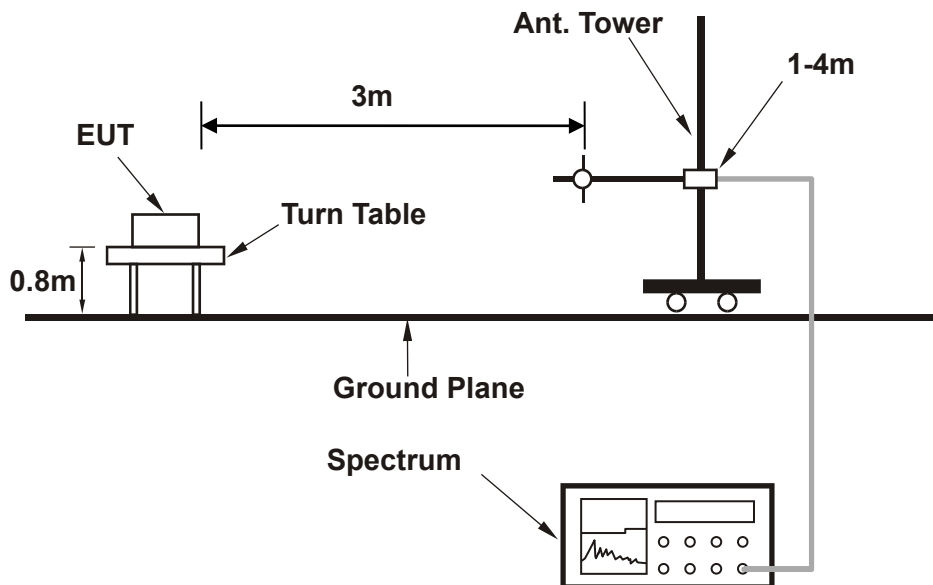


### 3.6.4 TEST SETUP

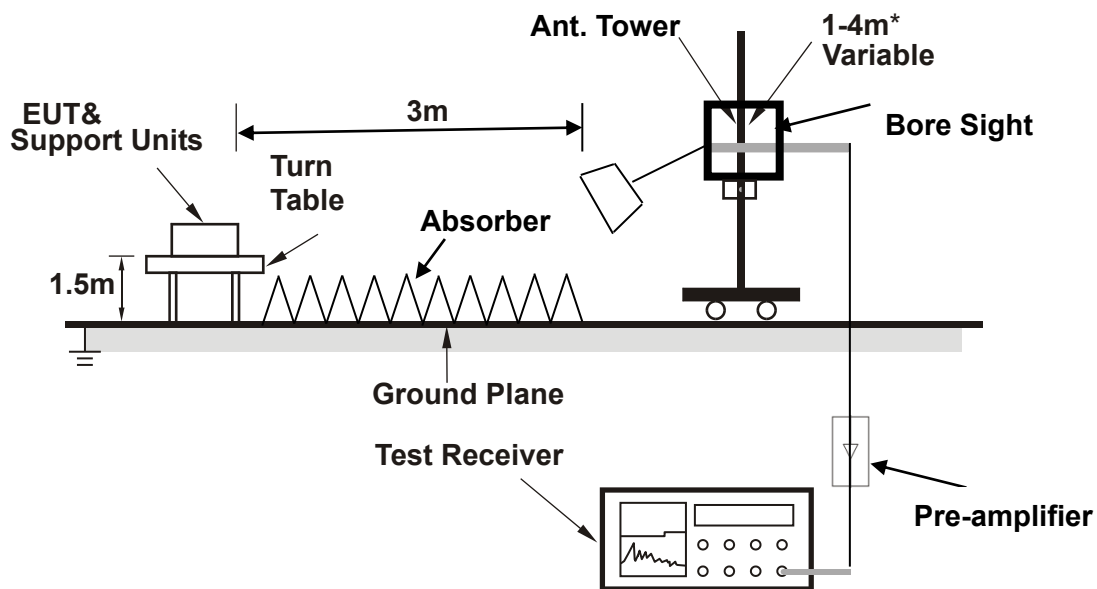
#### < Frequency Range below 30MHz >



#### < Frequency Range 30MHz~1GHz >



<Frequency Range above 1GHz>



**Note:** Above 1G is a directional antenna depends on the EUT height and the antenna 3dB beamwidth both, refer to section 7.3 of CISPR 16-2-3.

For the actual test configuration, please refer to the attached file (Test Setup Photo).



### 3.6.5 TEST RESULTS

NOTE : The 9K~30MHz amplitude of spurious emissions attenuated more than 20 dB below the permissible value is not required in the report.

#### BELOW 1GHz WORST-CASE DATA

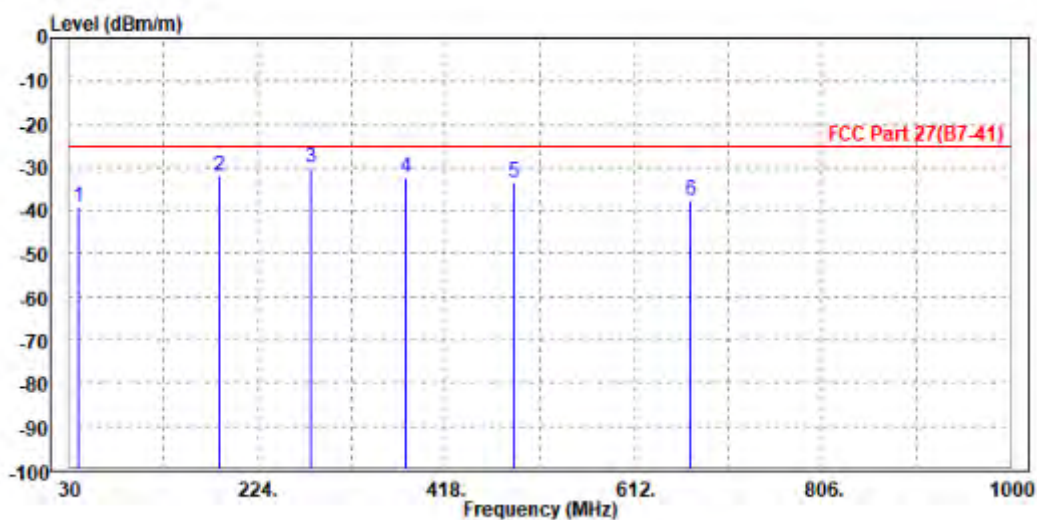
30 MHz – 1GHz data:

DC\_B5A\_n7A

CHANNEL BANDWIDTH: 20MHz / QPSK

<b>MODE</b>	TX channel 512000	<b>FREQUENCY RANGE</b>	Below 1000MHz
<b>ENVIRONMENTAL CONDITIONS</b>	23deg. C, 70%RH	<b>INPUT POWER</b>	EUT 4.0V
<b>TESTED BY</b>	Jace Hu		
<b>ANTENNA POLARITY &amp; TEST DISTANCE: HORIZONTAL AT 3 M</b>			

	Freq	Level	Read Level	Limit Line	Over Limit	Factor	Remark	Pol/Phase
	MHz	dBm/m	dBm	dBm/m	dB	dB/m		
1	38.730	-39.19	-53.89	-25.00	-14.19	14.70	Peak	Horizontal
2	185.200	-31.81	-42.22	-25.00	-6.81	10.41	Peak	Horizontal
3 PP	278.320	-30.08	-43.73	-25.00	-5.08	13.65	Peak	Horizontal
4	377.260	-32.17	-48.41	-25.00	-7.17	16.24	Peak	Horizontal
5	487.840	-33.29	-51.77	-25.00	-8.29	18.48	Peak	Horizontal
6	670.200	-37.56	-59.66	-25.00	-12.56	22.10	Peak	Horizontal



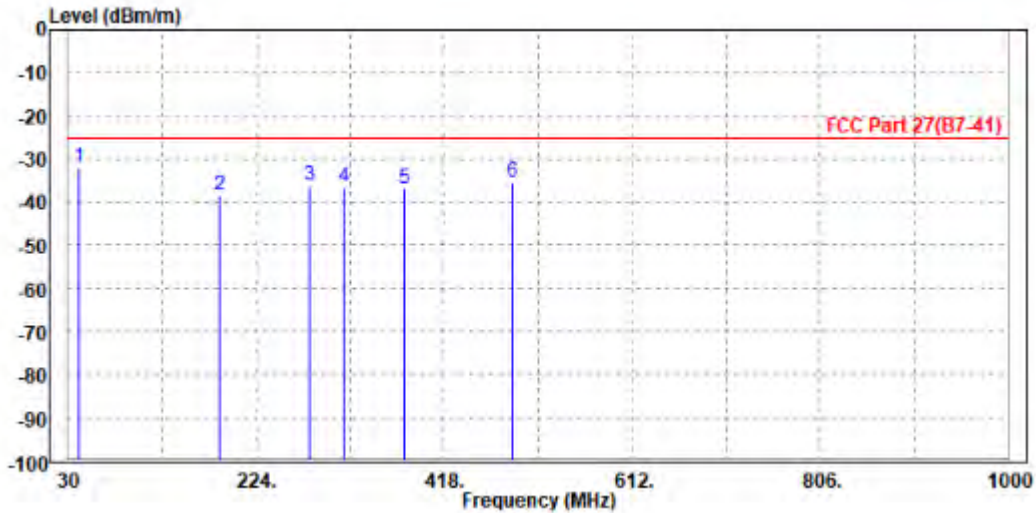


**BUREAU  
VERITAS**

Test Report No.: W7L-P20210616-3RF01

<b>MODE</b>	TX channel 512000	<b>FREQUENCY RANGE</b>	Below 1000MHz
<b>ENVIRONMENTAL CONDITIONS</b>	23deg. C, 70%RH	<b>INPUT POWER</b>	EUT 4.0V
<b>TESTED BY</b>	Jace Hu		
<b>ANTENNA POLARITY &amp; TEST DISTANCE: VERTICAL AT 3 M</b>			

	Freq	Level	Read Level	Limit Line	Over Limit	Factor	Remark	Pol/Phase
	MHz	dBm/m	dBm	dBm/m	dB	dB/m		
1 PP	40.670	-31.99	-43.98	-25.00	-6.99	11.99	Peak	Vertical
2	186.170	-38.50	-49.17	-25.00	-13.50	10.67	Peak	Vertical
3	279.290	-36.26	-50.76	-25.00	-11.26	14.50	Peak	Vertical
4	314.210	-36.37	-51.68	-25.00	-11.37	15.31	Peak	Vertical
5	377.260	-36.98	-53.68	-25.00	-11.98	16.70	Peak	Vertical
6	487.840	-35.44	-54.31	-25.00	-10.44	18.87	Peak	Vertical





**BUREAU  
VERITAS**

**Test Report No.: W7L-P20210616-3RF01**

**ABOVE 1GHz DATA**

**Note:** For higher frequency, the emission is too low to be detected.

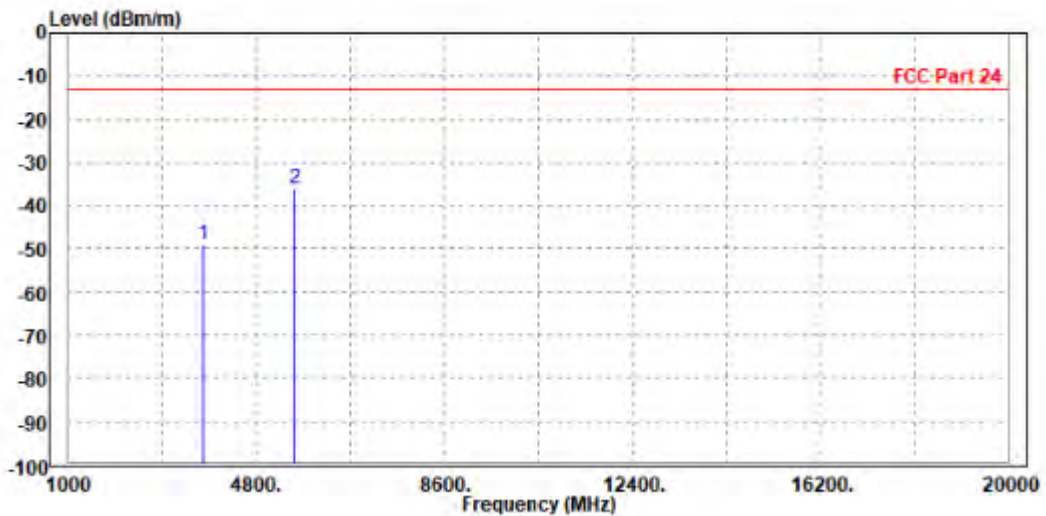
**WORST-CASE DATA**

**DC\_B5A\_n2A:**

**CH 372000**

<b>MODE</b>	TX channel 372000	<b>FREQUENCY RANGE</b>	Above 1000MHz
<b>ENVIRONMENTAL CONDITIONS</b>	23deg. C, 70%RH	<b>INPUT POWER</b>	EUT 4.0V
<b>TESTED BY</b>	Jace Hu		
<b>ANTENNA POLARITY &amp; TEST DISTANCE: HORIZONTAL AT 3 M</b>			

	Freq	Level	Read Level	Limit Line	Over Limit	Factor	Remark	Pol/Phase
	MHz	dBm/m	dBm	dBm/m	dB	dB/m		
1	3717.000	-49.19	-58.00	-13.00	-36.19	8.81	Peak	Horizontal
2 PP	5580.000	-36.12	-46.41	-13.00	-23.12	10.29	Peak	Horizontal





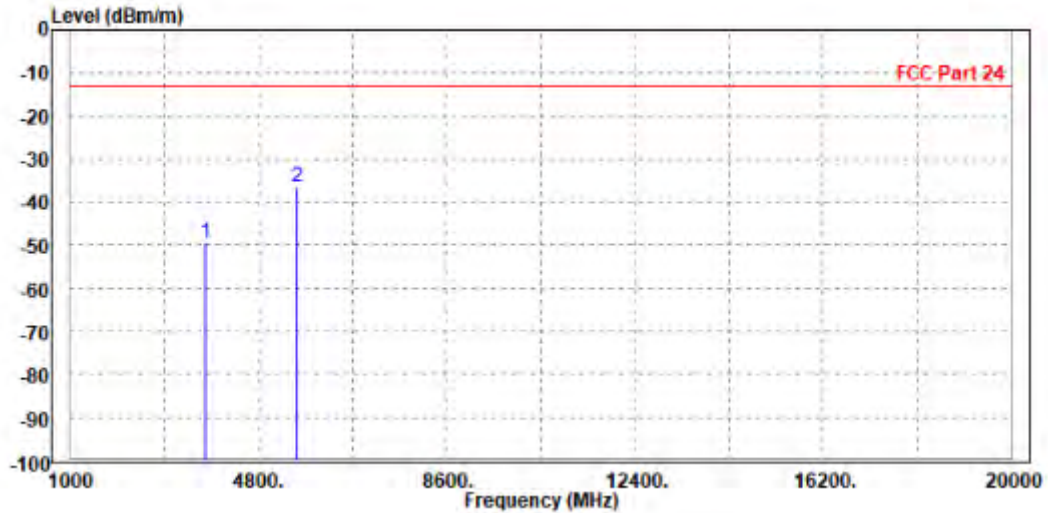


**BUREAU  
VERITAS**

**Test Report No.: W7L-P20210616-3RF01**

<b>MODE</b>	TX channel 372000	<b>FREQUENCY RANGE</b>	Above 1000MHz
<b>ENVIRONMENTAL CONDITIONS</b>	23deg. C, 70%RH	<b>INPUT POWER</b>	EUT 4.0V
<b>TESTED BY</b>	Jace Hu		
<b>ANTENNA POLARITY &amp; TEST DISTANCE: VERTICAL AT 3 M</b>			

	Freq	Level	Read Level	Limit Line	Over Limit	Factor	Remark	Pol/Phase
	MHz	dBm/m	dBm	dBm/m	dB	dB/m		
1	3717.000	-49.49	-58.75	-13.00	-36.49	9.26	Peak	Vertical
2 PP	5580.000	-36.65	-46.66	-13.00	-23.65	10.01	Peak	Vertical







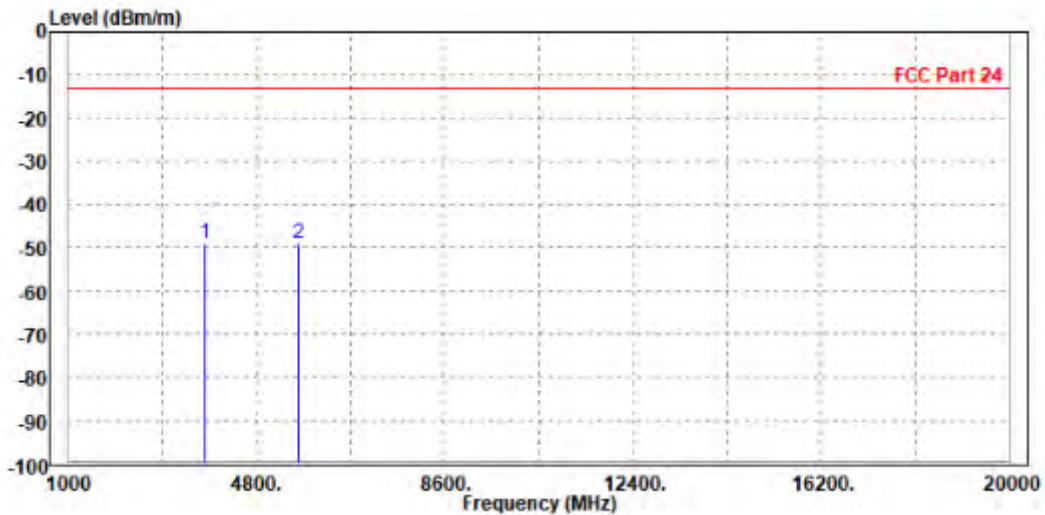
**BUREAU  
VERITAS**

Test Report No.: W7L-P20210616-3RF01

**CH 376000**

<b>MODE</b>	TX channel 376000	<b>FREQUENCY RANGE</b>	Above 1000MHz
<b>ENVIRONMENTAL CONDITIONS</b>	23deg. C, 70%RH	<b>INPUT POWER</b>	EUT 4.0V
<b>TESTED BY</b>	Jace Hu		
<b>ANTENNA POLARITY &amp; TEST DISTANCE: HORIZONTAL AT 3 M</b>			

	Freq	Level	Read Level	Limit Line	Over Limit	Factor	Remark	Pol/Phase
	MHz	dBm/m	dBm	dBm/m	dB	dB/m		
1	3755.000	-49.08	-57.93	-13.00	-36.08	8.85	Peak	Horizontal
2 PP	5640.000	-49.01	-59.49	-13.00	-36.01	10.48	Peak	Horizontal



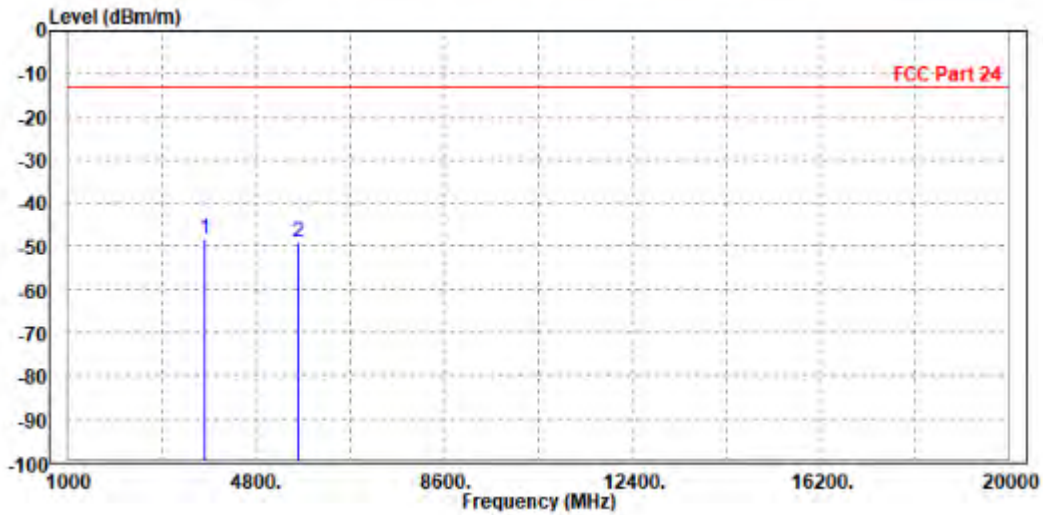


**BUREAU  
VERITAS**

Test Report No.: W7L-P20210616-3RF01

<b>MODE</b>	TX channel 376000	<b>FREQUENCY RANGE</b>	Above 1000MHz
<b>ENVIRONMENTAL CONDITIONS</b>	23deg. C, 70%RH	<b>INPUT POWER</b>	EUT 4.0V
<b>TESTED BY</b>	Jace Hu		
<b>ANTENNA POLARITY &amp; TEST DISTANCE: VERTICAL AT 3 M</b>			

		Freq	Level	Read Level	Limit Line	Over Limit	Factor	Remark	Pol/Phase
		MHz	dBm/m	dBm	dBm/m	dB	dB/m		
1	PP	3755.000	-48.45	-57.72	-13.00	-35.45	9.27	Peak	Vertical
2		5640.000	-48.96	-59.21	-13.00	-35.96	10.25	Peak	Vertical





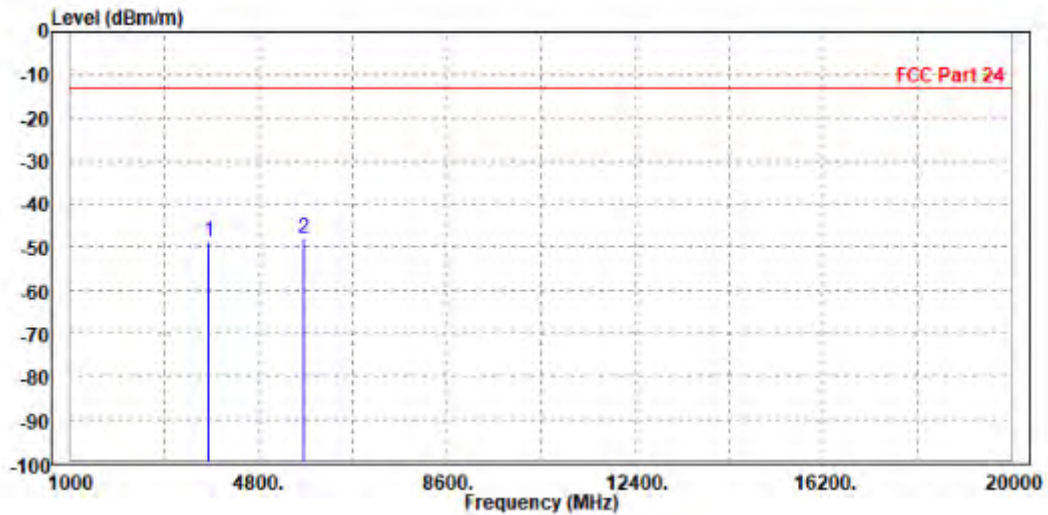
**BUREAU  
VERITAS**

Test Report No.: W7L-P20210616-3RF01

CH 380000

<b>MODE</b>	TX channel 380000	<b>FREQUENCY RANGE</b>	Above 1000MHz
<b>ENVIRONMENTAL CONDITIONS</b>	23deg. C, 70%RH	<b>INPUT POWER</b>	EUT 4.0V
<b>TESTED BY</b>	Jace Hu		
<b>ANTENNA POLARITY &amp; TEST DISTANCE: HORIZONTAL AT 3 M</b>			

	Freq	Level	Read Level	Limit Line	Over Limit	Factor	Remark	Pol/Phase
	MHz	dBm/m	dBm	dBm/m	dB	dB/m		
1	3793.000	-48.74	-57.63	-13.00	-35.74	8.89	Peak	Horizontal
2 PP	5700.000	-48.03	-58.71	-13.00	-35.03	10.68	Peak	Horizontal



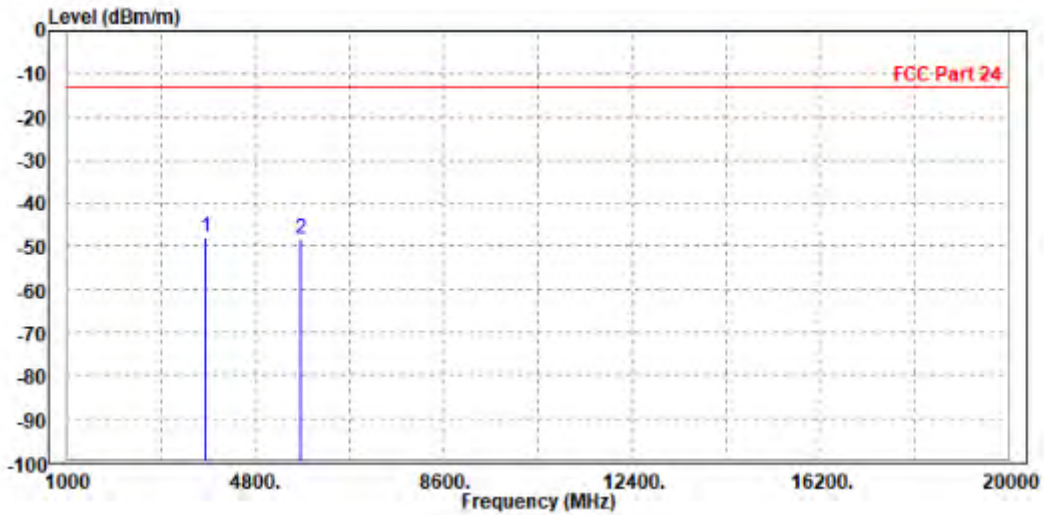


**BUREAU  
VERITAS**

Test Report No.: W7L-P20210616-3RF01

<b>MODE</b>	TX channel 380000	<b>FREQUENCY RANGE</b>	Above 1000MHz
<b>ENVIRONMENTAL CONDITIONS</b>	23deg. C, 70%RH	<b>INPUT POWER</b>	EUT 4.0V
<b>TESTED BY</b>	Jace Hu		
<b>ANTENNA POLARITY &amp; TEST DISTANCE: VERTICAL AT 3 M</b>			

	Freq	Level	Read Level	Limit Line	Over Limit	Factor	Remark	Pol/Phase
	MHz	dBm/m	dBm	dBm/m	dB	dB/m		
1	PP 3793.000	-47.80	-57.08	-13.00	-34.80	9.28	Peak	Vertical
2	5700.000	-48.13	-58.61	-13.00	-35.13	10.48	Peak	Vertical





BUREAU  
VERITAS

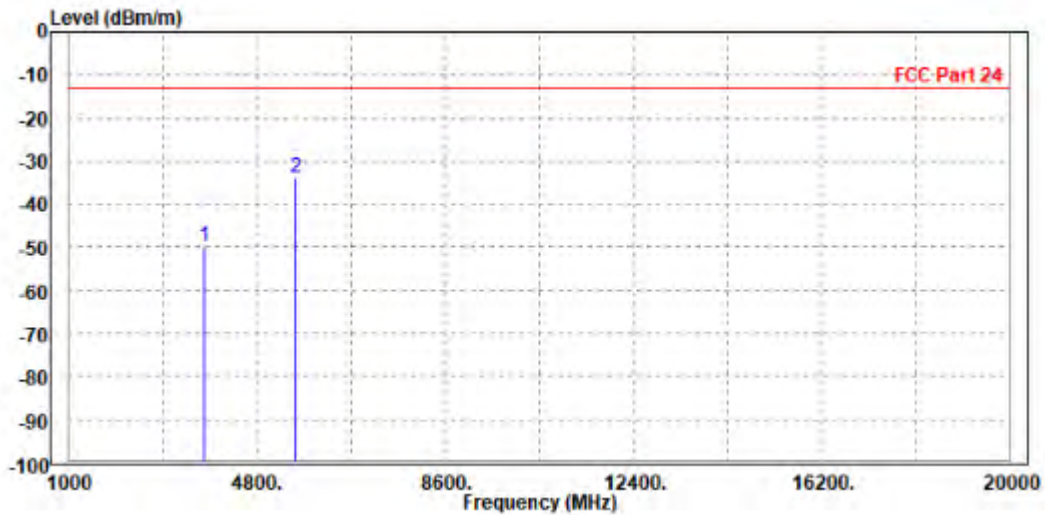
Test Report No.: W7L-P20210616-3RF01

DC\_B12A\_n2A:

CH 372000

MODE	TX channel 372000	FREQUENCY RANGE	Above 1000MHz
ENVIRONMENTAL CONDITIONS	23deg. C, 70%RH	INPUT POWER	EUT 4.0V
TESTED BY	Jace Hu		
<b>ANTENNA POLARITY &amp; TEST DISTANCE: HORIZONTAL AT 3 M</b>			

	Freq	Level	Read Level	Limit Line	Over Limit	Factor	Remark	Pol/Phase
	MHz	dBm/m	dBm	dBm/m	dB	dB/m		
1	3720.000	-49.76	-58.57	-13.00	-36.76	8.81	Peak	Horizontal
2 PP	5579.000	-33.66	-43.94	-13.00	-20.66	10.28	Peak	Horizontal



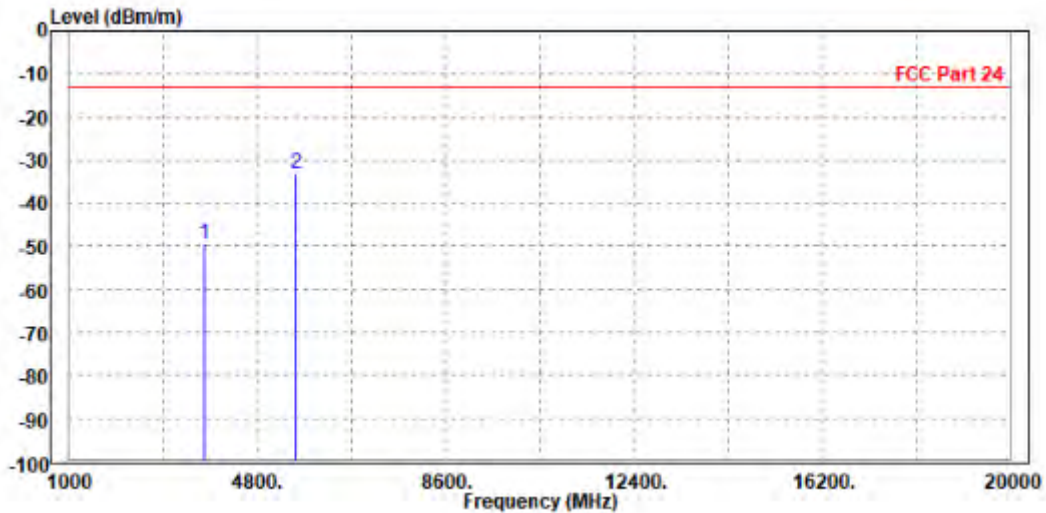


**BUREAU  
VERITAS**

Test Report No.: W7L-P20210616-3RF01

<b>MODE</b>	TX channel 372000	<b>FREQUENCY RANGE</b>	Above 1000MHz
<b>ENVIRONMENTAL CONDITIONS</b>	23deg. C, 70%RH	<b>INPUT POWER</b>	EUT 4.0V
<b>TESTED BY</b>	Jace Hu		
<b>ANTENNA POLARITY &amp; TEST DISTANCE: VERTICAL AT 3 M</b>			

	Freq	Level	Read Level	Limit Line	Over Limit	Factor	Remark	Pol/Phase
	MHz	dBm/m	dBm	dBm/m	dB	dB/m		
1	3717.000	-49.25	-58.51	-13.00	-36.25	9.26	Peak	Vertical
2 PP	5580.000	-33.23	-43.24	-13.00	-20.23	10.01	Peak	Vertical







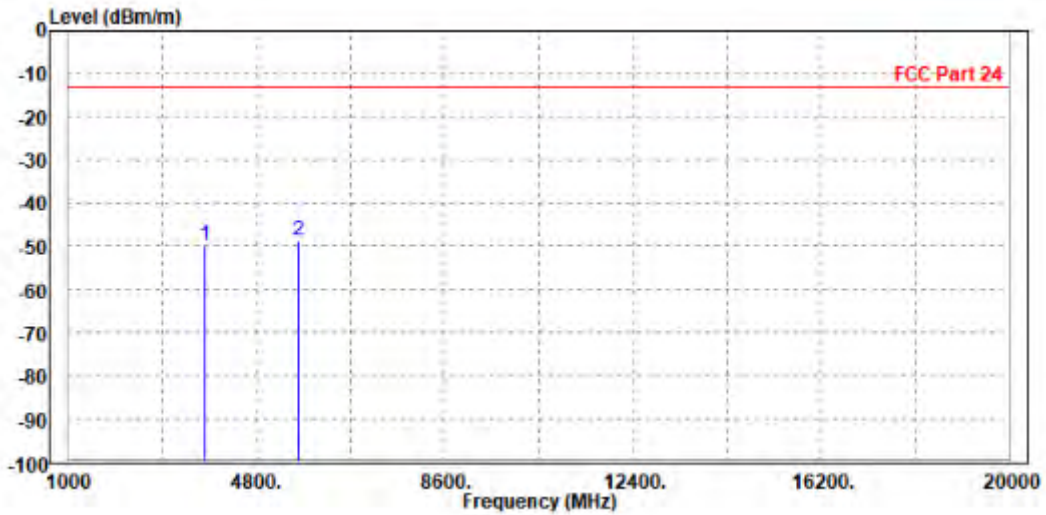
**BUREAU  
VERITAS**

Test Report No.: W7L-P20210616-3RF01

**CH 376000**

<b>MODE</b>	TX channel 376000	<b>FREQUENCY RANGE</b>	Above 1000MHz
<b>ENVIRONMENTAL CONDITIONS</b>	23deg. C, 70%RH	<b>INPUT POWER</b>	EUT 4.0V
<b>TESTED BY</b>	Jace Hu		
<b>ANTENNA POLARITY &amp; TEST DISTANCE: HORIZONTAL AT 3 M</b>			

	Freq	Level	Read Level	Limit Line	Over Limit	Factor	Remark	Pol/Phase
	MHz	dBm/m	dBm	dBm/m	dB	dB/m		
1	3755.000	-49.74	-58.59	-13.00	-36.74	8.85	Peak	Horizontal
2 PP	5640.000	-48.55	-59.03	-13.00	-35.55	10.48	Peak	Horizontal



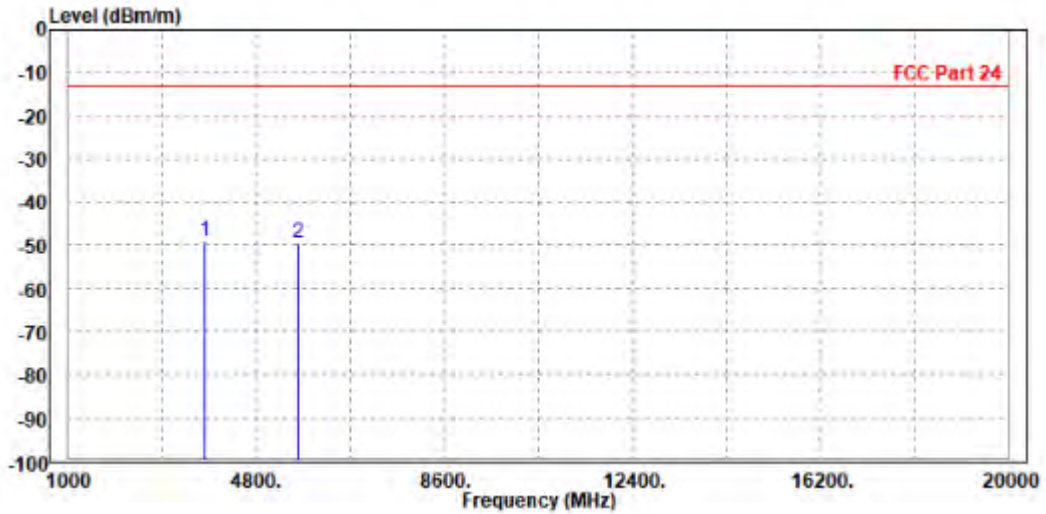


**BUREAU  
VERITAS**

Test Report No.: W7L-P20210616-3RF01

<b>MODE</b>	TX channel 376000	<b>FREQUENCY RANGE</b>	Above 1000MHz
<b>ENVIRONMENTAL CONDITIONS</b>	23deg. C, 70%RH	<b>INPUT POWER</b>	EUT 4.0V
<b>TESTED BY</b>	Jace Hu		
<b>ANTENNA POLARITY &amp; TEST DISTANCE: VERTICAL AT 3 M</b>			

	Freq	Level	Read Level	Limit Line	Over Limit	Factor	Remark	Pol/Phase
	MHz	dBm/m	dBm	dBm/m	dB	dB/m		
1	PP 3755.000	-49.24	-58.51	-13.00	-36.24	9.27	Peak	Vertical
2	5640.000	-49.34	-59.59	-13.00	-36.34	10.25	Peak	Vertical







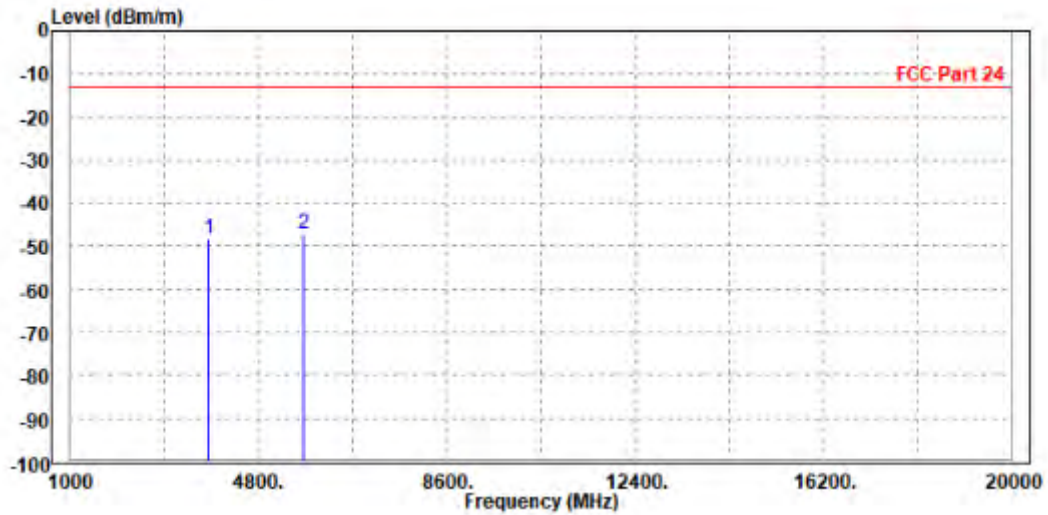
**BUREAU  
VERITAS**

Test Report No.: W7L-P20210616-3RF01

CH 380000

<b>MODE</b>	TX channel 380000	<b>FREQUENCY RANGE</b>	Above 1000MHz
<b>ENVIRONMENTAL CONDITIONS</b>	23deg. C, 70%RH	<b>INPUT POWER</b>	EUT 4.0V
<b>TESTED BY</b>	Jace Hu		
<b>ANTENNA POLARITY &amp; TEST DISTANCE: HORIZONTAL AT 3 M</b>			

	Freq	Level	Read Level	Limit Line	Over Limit	Factor	Remark	Pol/Phase
	MHz	dBm/m	dBm	dBm/m	dB	dB/m		
1	3793.000	-48.14	-57.03	-13.00	-35.14	8.89	Peak	Horizontal
2 PP	5700.000	-47.25	-57.93	-13.00	-34.25	10.68	Peak	Horizontal



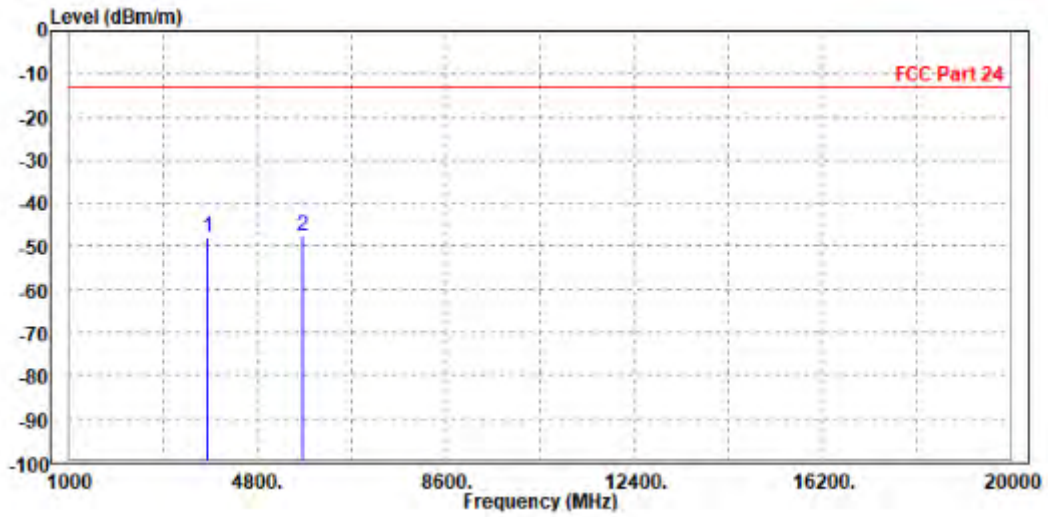


**BUREAU  
VERITAS**

Test Report No.: W7L-P20210616-3RF01

<b>MODE</b>	TX channel 380000	<b>FREQUENCY RANGE</b>	Above 1000MHz
<b>ENVIRONMENTAL CONDITIONS</b>	23deg. C, 70%RH	<b>INPUT POWER</b>	EUT 4.0V
<b>TESTED BY</b>	Jace Hu		
<b>ANTENNA POLARITY &amp; TEST DISTANCE: VERTICAL AT 3 M</b>			

	Freq	Level	Read Level	Limit Line	Over Limit	Factor	Remark	Pol/Phase
	MHz	dBm/m	dBm	dBm/m	dB	dB/m		
1	3793.000	-48.03	-57.31	-13.00	-35.03	9.28	Peak	Vertical
2 PP	5700.000	-47.63	-58.11	-13.00	-34.63	10.48	Peak	Vertical





**BUREAU  
VERITAS**

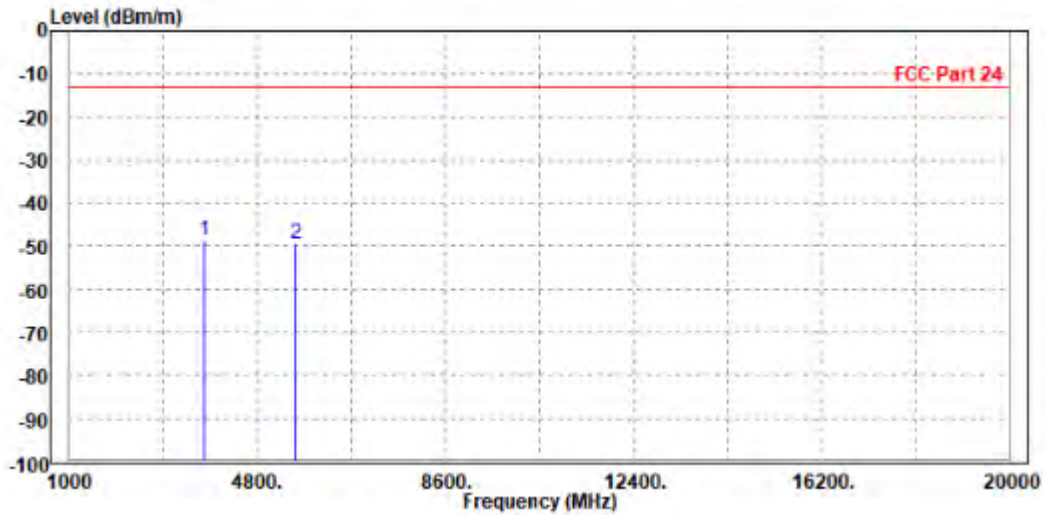
Test Report No.: W7L-P20210616-3RF01

DC\_B13A\_n2A:

CH 372000

<b>MODE</b>	TX channel 372000	<b>FREQUENCY RANGE</b>	Above 1000MHz
<b>ENVIRONMENTAL CONDITIONS</b>	23deg. C, 70%RH	<b>INPUT POWER</b>	EUT 4.0V
<b>TESTED BY</b>	Jace Hu		
<b>ANTENNA POLARITY &amp; TEST DISTANCE: HORIZONTAL AT 3 M</b>			

	Freq	Level	Read Level	Limit Line	Over Limit	Factor	Remark	Pol/Phase
	MHz	dBm/m	dBm	dBm/m	dB	dB/m		
1	PP 3717.000	-48.49	-57.30	-13.00	-35.49	8.81	Peak	Horizontal
2	5580.000	-49.45	-59.74	-13.00	-36.45	10.29	Peak	Horizontal



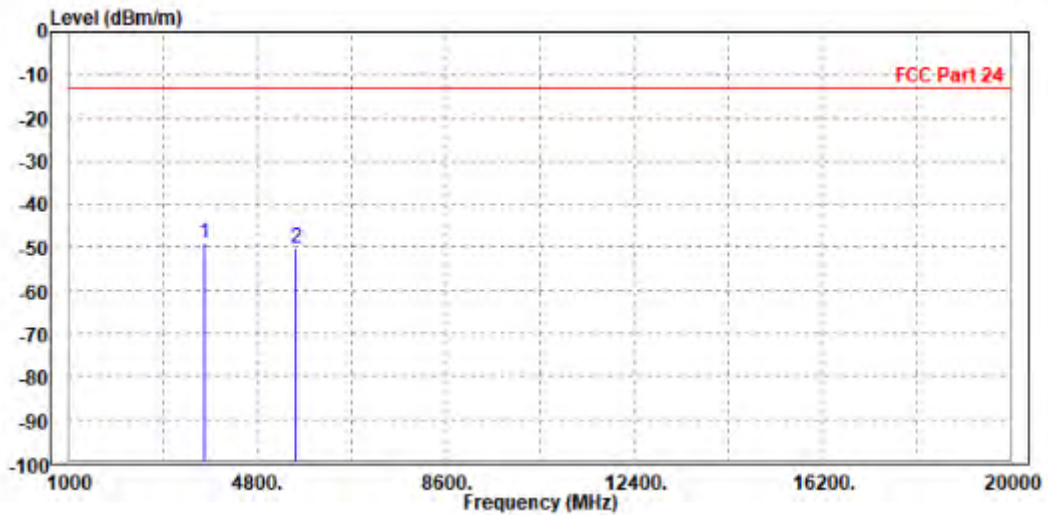


**BUREAU  
VERITAS**

Test Report No.: W7L-P20210616-3RF01

<b>MODE</b>	TX channel 372000	<b>FREQUENCY RANGE</b>	Above 1000MHz
<b>ENVIRONMENTAL CONDITIONS</b>	23deg. C, 70%RH	<b>INPUT POWER</b>	EUT 4.0V
<b>TESTED BY</b>	Jace Hu		
<b>ANTENNA POLARITY &amp; TEST DISTANCE: VERTICAL AT 3 M</b>			

	Freq	Level	Read Level	Limit Line	Over Limit	Factor	Remark	Pol/Phase
	MHz	dBm/m	dBm	dBm/m	dB	dB/m		
1	PP 3717.000	-49.07	-58.33	-13.00	-36.07	9.26	Peak	Vertical
2	5580.000	-50.03	-60.04	-13.00	-37.03	10.01	Peak	Vertical





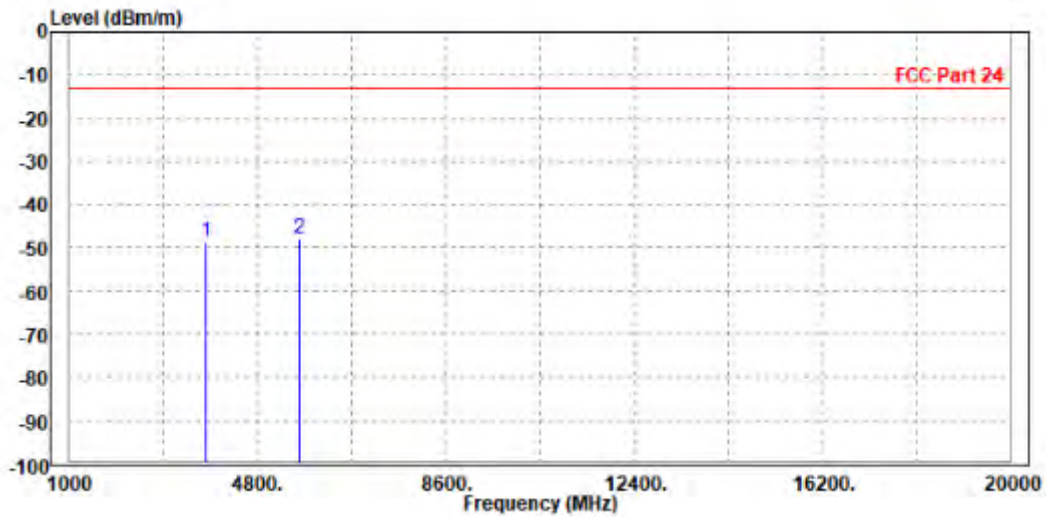
**BUREAU  
VERITAS**

Test Report No.: W7L-P20210616-3RF01

**CH 376000**

<b>MODE</b>	TX channel 376000	<b>FREQUENCY RANGE</b>	Above 1000MHz
<b>ENVIRONMENTAL CONDITIONS</b>	23deg. C, 70%RH	<b>INPUT POWER</b>	EUT 4.0V
<b>TESTED BY</b>	Jace Hu		
<b>ANTENNA POLARITY &amp; TEST DISTANCE: HORIZONTAL AT 3 M</b>			

	Freq	Level	Read Level	Limit Line	Over Limit	Factor	Remark	Pol/Phase
	MHz	dBm/m	dBm	dBm/m	dB	dB/m		
1	3755.000	-48.81	-57.66	-13.00	-35.81	8.85	Peak	Horizontal
2 PP	5640.000	-47.97	-58.45	-13.00	-34.97	10.48	Peak	Horizontal



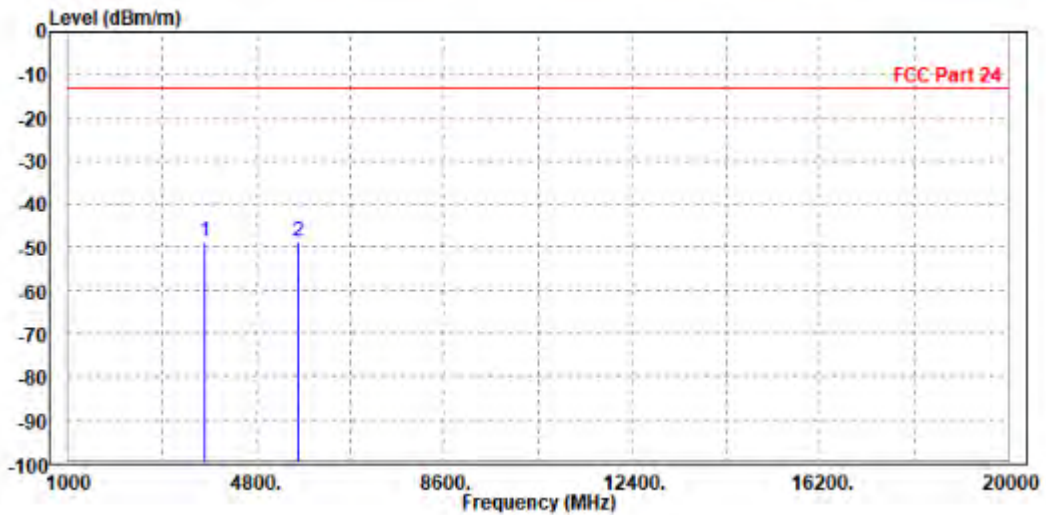


**BUREAU  
VERITAS**

**Test Report No.: W7L-P20210616-3RF01**

<b>MODE</b>	TX channel 376000	<b>FREQUENCY RANGE</b>	Above 1000MHz
<b>ENVIRONMENTAL CONDITIONS</b>	23deg. C, 70%RH	<b>INPUT POWER</b>	EUT 4.0V
<b>TESTED BY</b>	Jace Hu		
<b>ANTENNA POLARITY &amp; TEST DISTANCE: VERTICAL AT 3 M</b>			

	Freq	Level	Read Level	Limit Line	Over Limit	Factor	Remark	Pol/Phase
	MHz	dBm/m	dBm	dBm/m	dB	dB/m		
1	PP 3755.000	-48.81	-58.08	-13.00	-35.81	9.27	Peak	Vertical
2	5640.000	-48.84	-59.09	-13.00	-35.84	10.25	Peak	Vertical







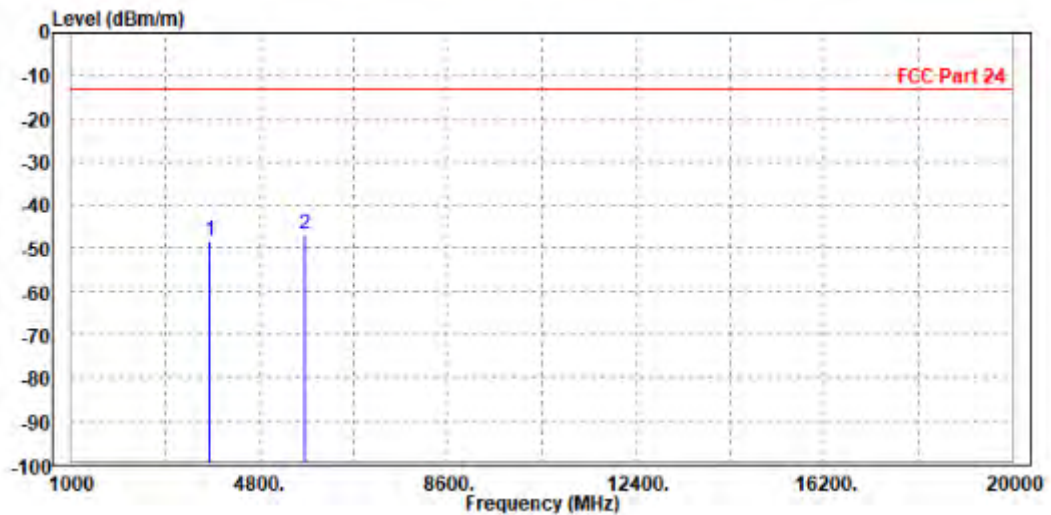
**BUREAU  
VERITAS**

Test Report No.: W7L-P20210616-3RF01

CH 380000

<b>MODE</b>	TX channel 380000	<b>FREQUENCY RANGE</b>	Above 1000MHz
<b>ENVIRONMENTAL CONDITIONS</b>	23deg. C, 70%RH	<b>INPUT POWER</b>	EUT 4.0V
<b>TESTED BY</b>	Jace Hu		
<b>ANTENNA POLARITY &amp; TEST DISTANCE: HORIZONTAL AT 3 M</b>			

	Freq	Level	Read Level	Limit Line	Over Limit	Factor	Remark	Pol/Phase
	MHz	dBm/m	dBm	dBm/m	dB	dB/m		
1	3793.000	-48.37	-57.26	-13.00	-35.37	8.89	Peak	Horizontal
2 PP	5700.000	-46.91	-57.59	-13.00	-33.91	10.68	Peak	Horizontal



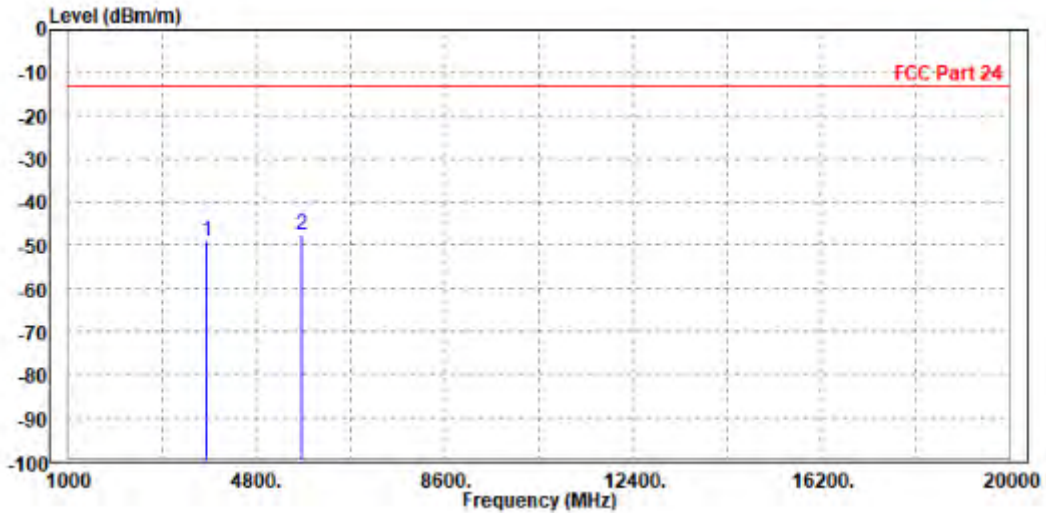


**BUREAU  
VERITAS**

**Test Report No.: W7L-P20210616-3RF01**

<b>MODE</b>	TX channel 380000	<b>FREQUENCY RANGE</b>	Above 1000MHz
<b>ENVIRONMENTAL CONDITIONS</b>	23deg. C, 70%RH	<b>INPUT POWER</b>	EUT 4.0V
<b>TESTED BY</b>	Jace Hu		
<b>ANTENNA POLARITY &amp; TEST DISTANCE: VERTICAL AT 3 M</b>			

	Freq	Level	Read Level	Limit Line	Over Limit	Factor	Remark	Pol/Phase
	MHz	dBm/m	dBm	dBm/m	dB	dB/m		
1	3793.000	-49.00	-58.28	-13.00	-36.00	9.28	Peak	Vertical
2 PP	5700.000	-47.41	-57.89	-13.00	-34.41	10.48	Peak	Vertical







**BUREAU  
VERITAS**

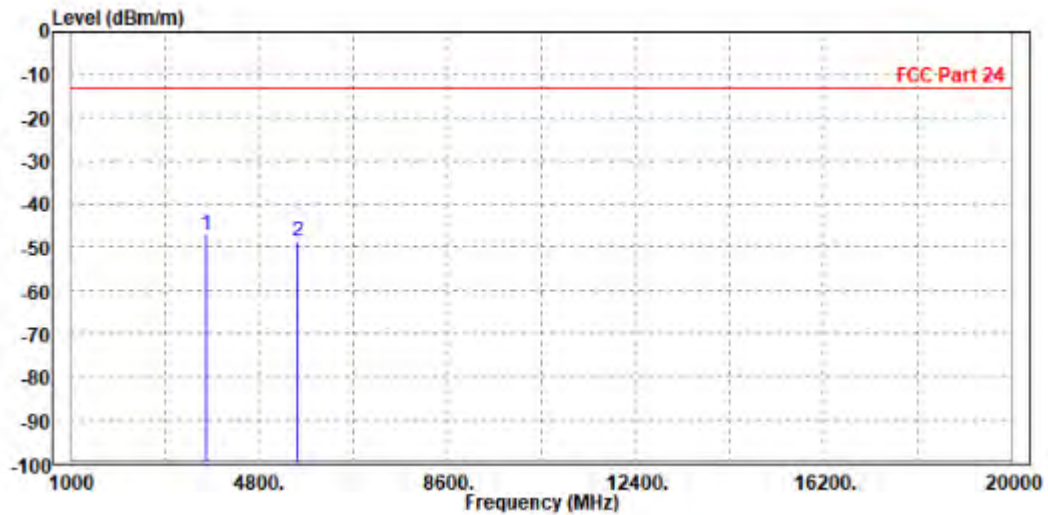
Test Report No.: W7L-P20210616-3RF01

DC\_B14A\_n2A:

CH 372000

<b>MODE</b>	TX channel 372000	<b>FREQUENCY RANGE</b>	Above 1000MHz
<b>ENVIRONMENTAL CONDITIONS</b>	23deg. C, 70%RH	<b>INPUT POWER</b>	EUT 4.0V
<b>TESTED BY</b>	Jace Hu		
<b>ANTENNA POLARITY &amp; TEST DISTANCE: HORIZONTAL AT 3 M</b>			

	Freq	Level	Read Level	Limit Line	Over Limit	Factor	Remark	Pol/Phase
	MHz	dBm/m	dBm	dBm/m	dB	dB/m		
1	PP 3717.000	-47.18	-55.99	-13.00	-34.18	8.81	Peak	Horizontal
2	5580.000	-48.85	-59.14	-13.00	-35.85	10.29	Peak	Horizontal



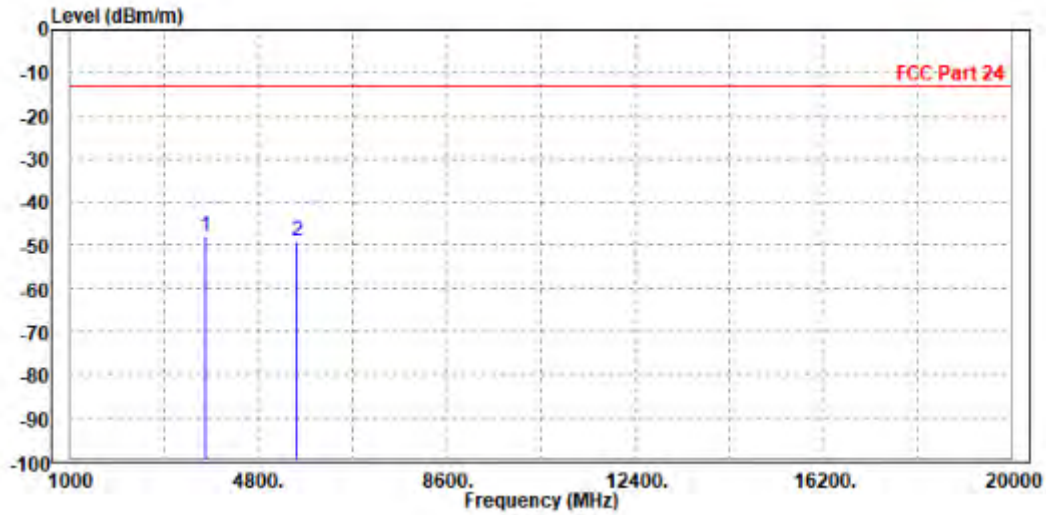


**BUREAU  
VERITAS**

Test Report No.: W7L-P20210616-3RF01

<b>MODE</b>	TX channel 372000	<b>FREQUENCY RANGE</b>	Above 1000MHz
<b>ENVIRONMENTAL CONDITIONS</b>	23deg. C, 70%RH	<b>INPUT POWER</b>	EUT 4.0V
<b>TESTED BY</b>	Jace Hu		
<b>ANTENNA POLARITY &amp; TEST DISTANCE: VERTICAL AT 3 M</b>			

	Freq	Level	Read Level	Limit Line	Over Limit	Factor	Remark	Pol/Phase
	MHz	dBm/m	dBm	dBm/m	dB	dB/m		
1	PP 3717.000	-47.96	-57.22	-13.00	-34.96	9.26	Peak	Vertical
2	5580.000	-49.23	-59.24	-13.00	-36.23	10.01	Peak	Vertical





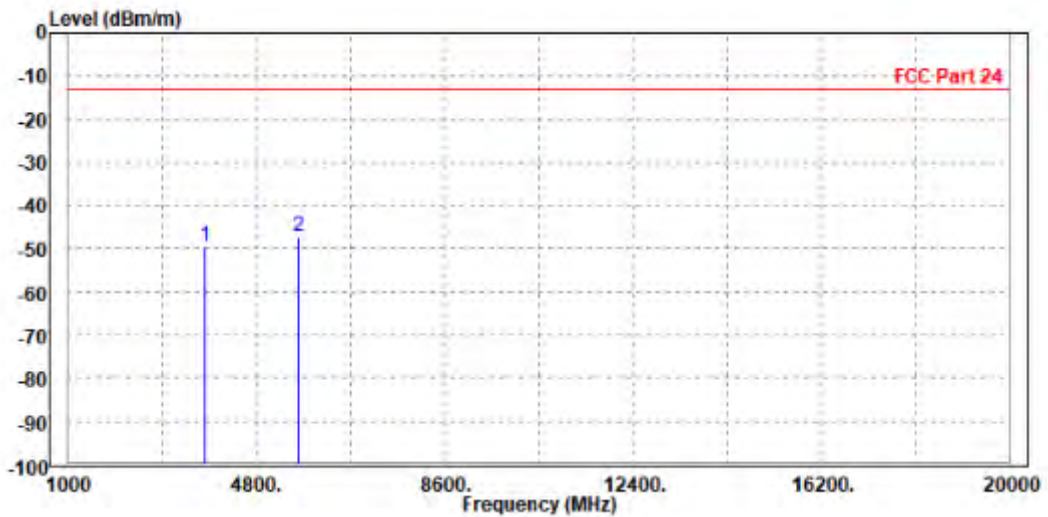
**BUREAU  
VERITAS**

Test Report No.: W7L-P20210616-3RF01

**CH 376000**

<b>MODE</b>	TX channel 376000	<b>FREQUENCY RANGE</b>	Above 1000MHz
<b>ENVIRONMENTAL CONDITIONS</b>	23deg. C, 70%RH	<b>INPUT POWER</b>	EUT 4.0V
<b>TESTED BY</b>	Jace Hu		
<b>ANTENNA POLARITY &amp; TEST DISTANCE: HORIZONTAL AT 3 M</b>			

	Freq	Level	Read Level	Limit Line	Over Limit	Factor	Remark	Pol/Phase
	MHz	dBm/m	dBm	dBm/m	dB	dB/m		
1	3755.000	-49.44	-58.29	-13.00	-36.44	8.85	Peak	Horizontal
2 PP	5640.000	-47.32	-57.80	-13.00	-34.32	10.48	Peak	Horizontal



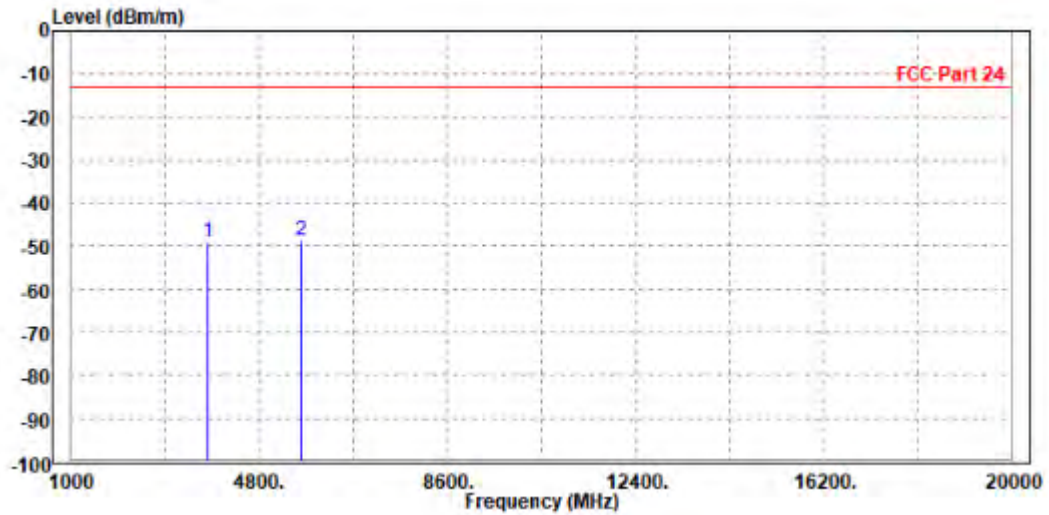


**BUREAU  
VERITAS**

Test Report No.: W7L-P20210616-3RF01

<b>MODE</b>	TX channel 376000	<b>FREQUENCY RANGE</b>	Above 1000MHz
<b>ENVIRONMENTAL CONDITIONS</b>	23deg. C, 70%RH	<b>INPUT POWER</b>	EUT 4.0V
<b>TESTED BY</b>	Jace Hu		
<b>ANTENNA POLARITY &amp; TEST DISTANCE: VERTICAL AT 3 M</b>			

	Freq	Level	Read Level	Limit Line	Over Limit	Factor	Remark	Pol/Phase
	MHz	dBm/m	dBm	dBm/m	dB	dB/m		
1	3755.000	-49.00	-58.27	-13.00	-36.00	9.27	Peak	Vertical
2 PP	5640.000	-48.62	-58.87	-13.00	-35.62	10.25	Peak	Vertical





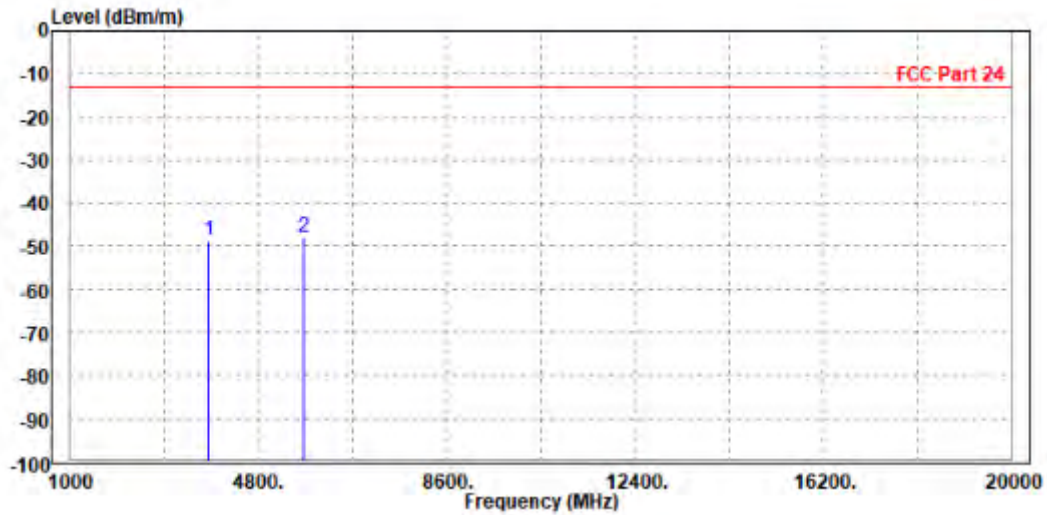
**BUREAU  
VERITAS**

Test Report No.: W7L-P20210616-3RF01

CH 380000

<b>MODE</b>	TX channel 380000	<b>FREQUENCY RANGE</b>	Above 1000MHz
<b>ENVIRONMENTAL CONDITIONS</b>	23deg. C, 70%RH	<b>INPUT POWER</b>	EUT 4.0V
<b>TESTED BY</b>	Jace Hu		
<b>ANTENNA POLARITY &amp; TEST DISTANCE: HORIZONTAL AT 3 M</b>			

	Freq	Level	Read Level	Limit Line	Over Limit	Factor	Remark	Pol/Phase
	MHz	dBm/m	dBm	dBm/m	dB	dB/m		
1	3793.000	-48.64	-57.53	-13.00	-35.64	8.89	Peak	Horizontal
2 PP	5700.000	-48.02	-58.70	-13.00	-35.02	10.68	Peak	Horizontal



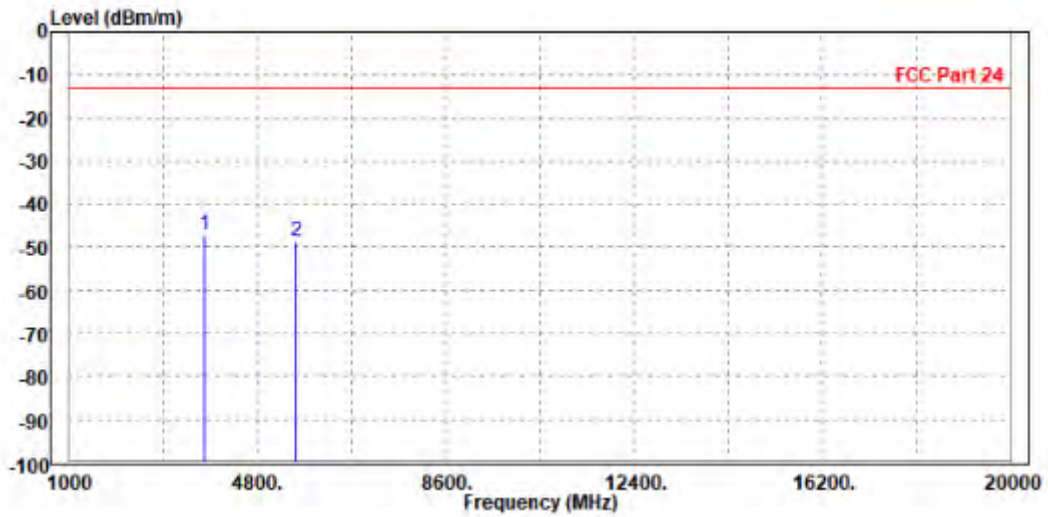


**BUREAU  
VERITAS**

Test Report No.: W7L-P20210616-3RF01

<b>MODE</b>	TX channel 380000	<b>FREQUENCY RANGE</b>	Above 1000MHz
<b>ENVIRONMENTAL CONDITIONS</b>	23deg. C, 70%RH	<b>INPUT POWER</b>	EUT 4.0V
<b>TESTED BY</b>	Jace Hu		
<b>ANTENNA POLARITY &amp; TEST DISTANCE: VERTICAL AT 3 M</b>			

	Freq	Level	Read Level	Limit Line	Over Limit	Factor	Remark	Pol/Phase
	MHz	dBm/m	dBm	dBm/m	dB	dB/m		
1	PP 3717.000	-47.18	-55.99	-13.00	-34.18	8.81	Peak	Horizontal
2	5580.000	-48.85	-59.14	-13.00	-35.85	10.29	Peak	Horizontal







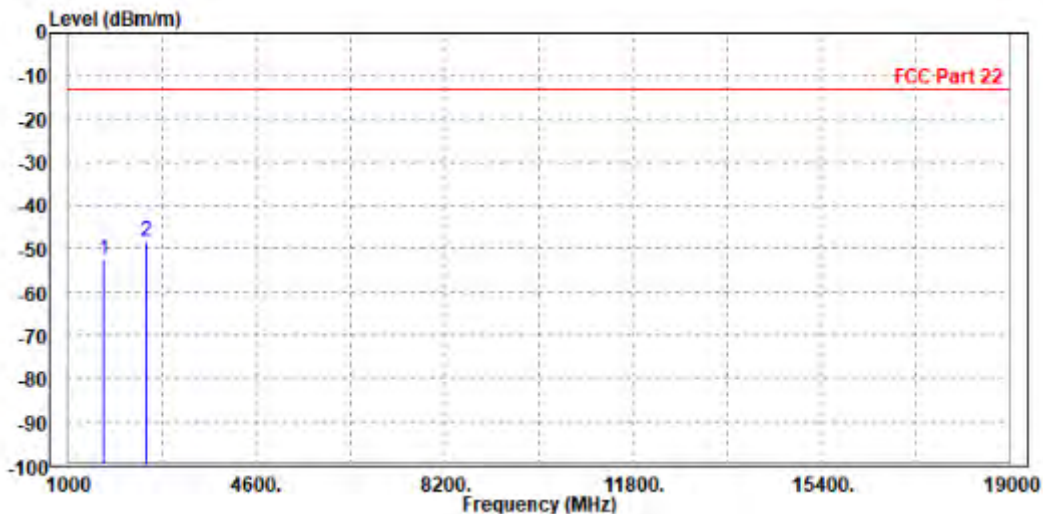
Test Report No.: W7L-P20210616-3RF01

DC\_B2A\_n5A

CH 166800:

<b>MODE</b>	TX channel 166800	<b>FREQUENCY RANGE</b>	Above 1000MHz
<b>ENVIRONMENTAL CONDITIONS</b>	23deg. C, 70%RH	<b>INPUT POWER</b>	EUT 4.0V
<b>TESTED BY</b>	Jace Hu		
<b>ANTENNA POLARITY &amp; TEST DISTANCE: HORIZONTAL AT 3 M</b>			

	Freq	Level	Read Level	Limit Line	Over Limit	Factor	Remark	Pol/Phase
	MHz	dBm/m	dBm	dBm/m	dB	dB/m		
1	1666.000	-52.54	-56.01	-13.00	-39.54	3.47	Peak	Horizontal
2 PP	2502.000	-48.39	-56.44	-13.00	-35.39	8.05	Peak	Horizontal



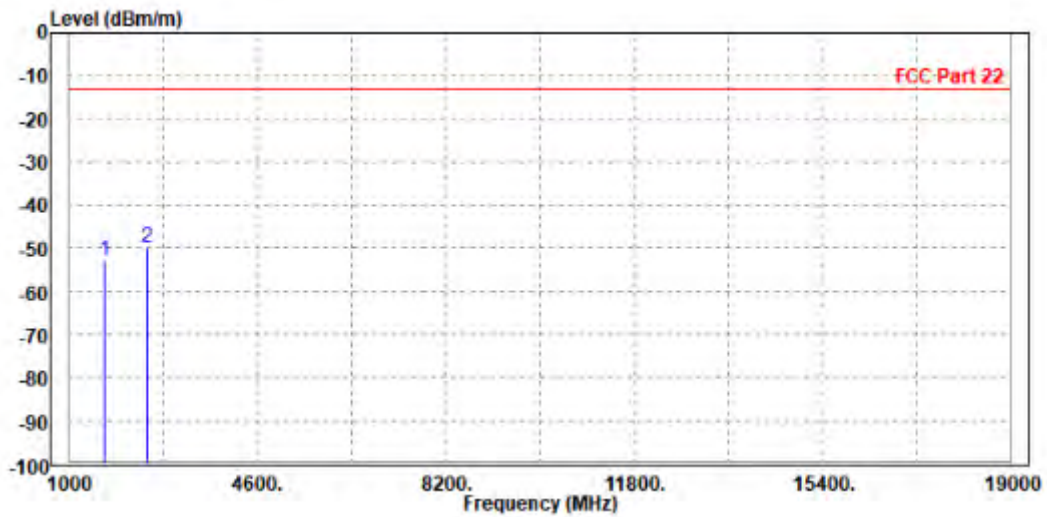


**BUREAU  
VERITAS**

Test Report No.: W7L-P20210616-3RF01

<b>MODE</b>	TX channel 166800	<b>FREQUENCY RANGE</b>	Above 1000MHz
<b>ENVIRONMENTAL CONDITIONS</b>	23deg. C, 70%RH	<b>INPUT POWER</b>	EUT 4.0V
<b>TESTED BY</b>	Jace Hu		
<b>ANTENNA POLARITY &amp; TEST DISTANCE: VERTICAL AT 3 M</b>			

	Freq	Level	Read Level	Limit Line	Over Limit	Factor	Remark	Pol/Phase
	MHz	dBm/m	dBm	dBm/m	dB	dB/m		
1	1666.000	-52.68	-56.22	-13.00	-39.68	3.54	Peak	Vertical
2 PP	2502.000	-49.73	-56.80	-13.00	-36.73	7.07	Peak	Vertical







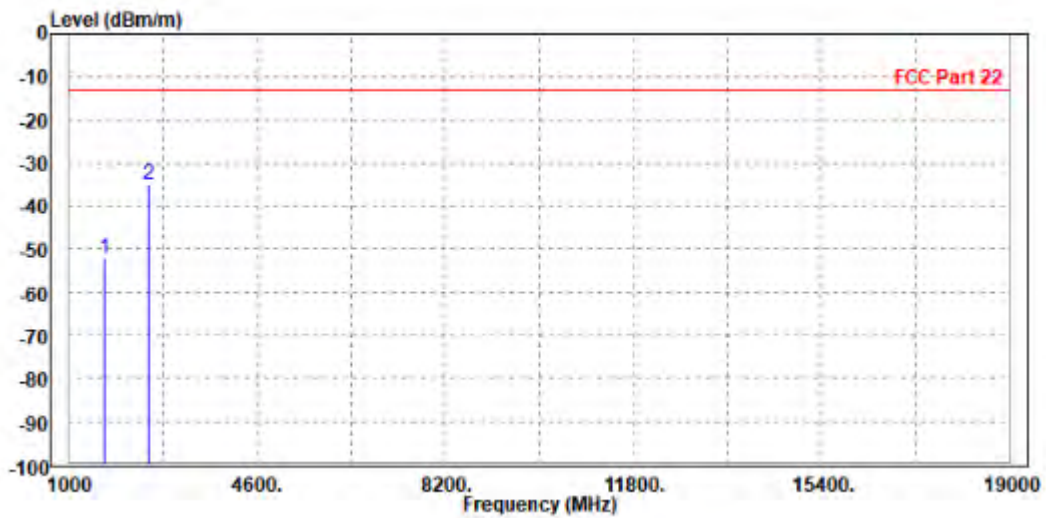
**BUREAU  
VERITAS**

**Test Report No.: W7L-P20210616-3RF01**

**CH 167300:**

<b>MODE</b>	TX channel 167300	<b>FREQUENCY RANGE</b>	Above 1000MHz
<b>ENVIRONMENTAL CONDITIONS</b>	23deg. C, 70%RH	<b>INPUT POWER</b>	EUT 4.0V
<b>TESTED BY</b>	Jace Hu		
<b>ANTENNA POLARITY &amp; TEST DISTANCE: HORIZONTAL AT 3 M</b>			

	Freq	Level	Read Level	Limit Line	Over Limit	Factor	Remark	Pol/Phase
	MHz	dBm/m	dBm	dBm/m	dB	dB/m		
1	1666.000	-52.19	-55.66	-13.00	-39.19	3.47	Peak	Horizontal
2 PP	2509.500	-35.03	-43.09	-13.00	-22.03	8.06	Peak	Horizontal



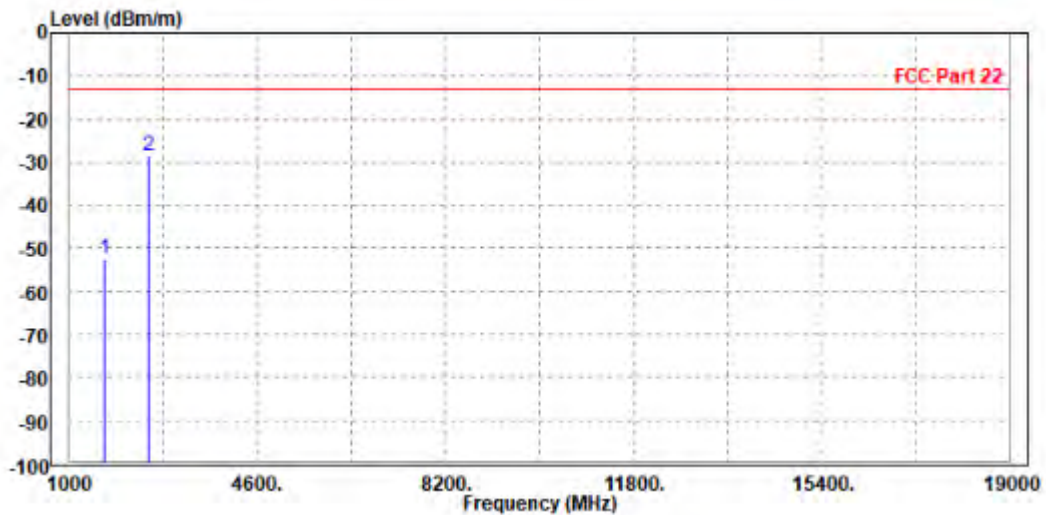


**BUREAU  
VERITAS**

Test Report No.: W7L-P20210616-3RF01

<b>MODE</b>	TX channel 167300	<b>FREQUENCY RANGE</b>	Above 1000MHz
<b>ENVIRONMENTAL CONDITIONS</b>	23deg. C, 70%RH	<b>INPUT POWER</b>	EUT 4.0V
<b>TESTED BY</b>	Jace Hu		
<b>ANTENNA POLARITY &amp; TEST DISTANCE: VERTICAL AT 3 M</b>			

	Freq	Level	Read Level	Limit Line	Over Limit	Factor	Remark	Pol/Phase
	MHz	dBm/m	dBm	dBm/m	dB	dB/m		
1	1666.000	-52.57	-56.11	-13.00	-39.57	3.54	Peak	Vertical
2 PP	2509.500	-28.44	-35.54	-13.00	-15.44	7.10	Peak	Vertical





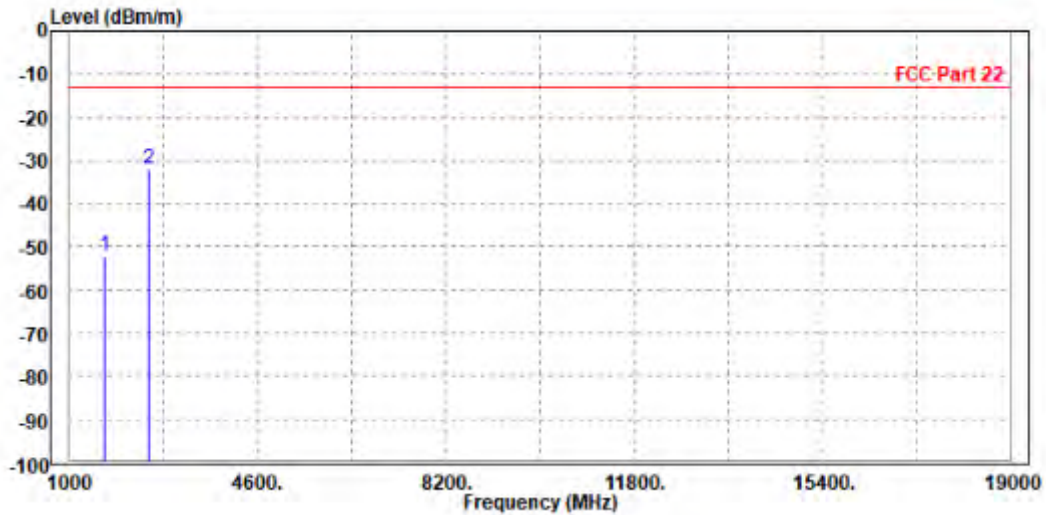
**BUREAU  
VERITAS**

Test Report No.: W7L-P20210616-3RF01

CH 167800:

<b>MODE</b>	TX channel 167800	<b>FREQUENCY RANGE</b>	Above 1000MHz
<b>ENVIRONMENTAL CONDITIONS</b>	23deg. C, 70%RH	<b>INPUT POWER</b>	EUT 4.0V
<b>TESTED BY</b>	Jace Hu		
<b>ANTENNA POLARITY &amp; TEST DISTANCE: HORIZONTAL AT 3 M</b>			

	Freq	Level	Read Level	Limit Line	Over Limit	Factor	Remark	Pol/Phase
	MHz	dBm/m	dBm	dBm/m	dB	dB/m		
1	1684.000	-52.01	-55.70	-13.00	-39.01	3.69	Peak	Horizontal
2	PP 2517.000	-32.07	-40.14	-13.00	-19.07	8.07	Peak	Horizontal



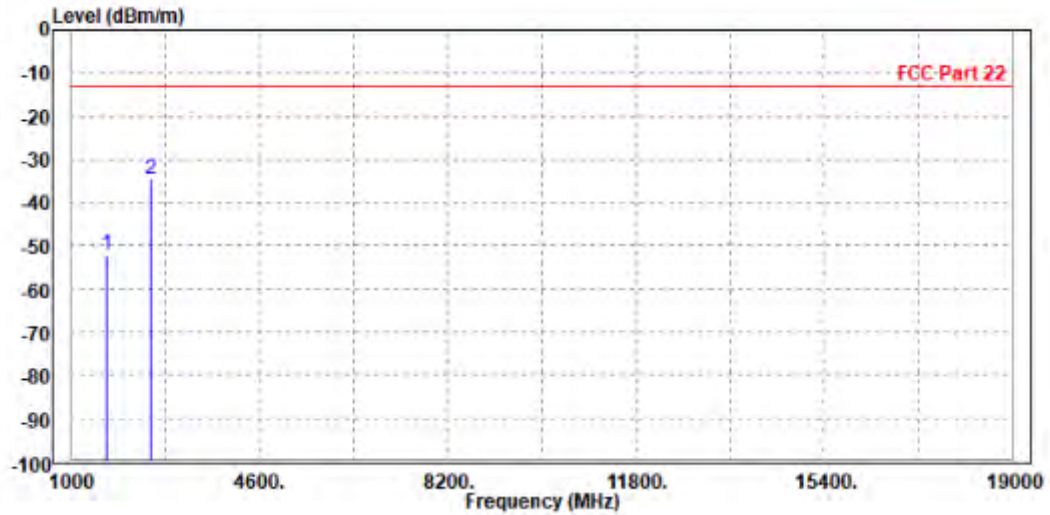


**BUREAU  
VERITAS**

**Test Report No.: W7L-P20210616-3RF01**

<b>MODE</b>	TX channel 167800	<b>FREQUENCY RANGE</b>	Above 1000MHz
<b>ENVIRONMENTAL CONDITIONS</b>	23deg. C, 70%RH	<b>INPUT POWER</b>	EUT 4.0V
<b>TESTED BY</b>	Jace Hu		
<b>ANTENNA POLARITY &amp; TEST DISTANCE: VERTICAL AT 3 M</b>			

	Freq	Level	Read Level	Limit Line	Over Limit	Factor	Remark	Pol/Phase
	MHz	dBm/m	dBm	dBm/m	dB	dB/m		
1	1684.000	-52.19	-55.90	-13.00	-39.19	3.71	Peak	Vertical
2	PP 2517.000	-34.77	-41.89	-13.00	-21.77	7.12	Peak	Vertical





**BUREAU  
VERITAS**

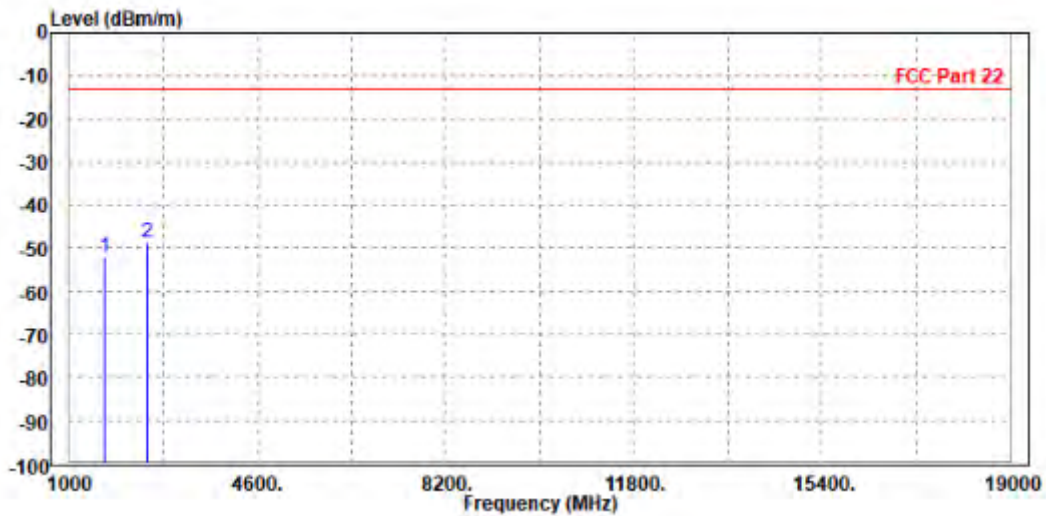
Test Report No.: W7L-P20210616-3RF01

DC\_B7A\_n5A

CH 166800:

<b>MODE</b>	TX channel 166800	<b>FREQUENCY RANGE</b>	Above 1000MHz
<b>ENVIRONMENTAL CONDITIONS</b>	23deg. C, 70%RH	<b>INPUT POWER</b>	EUT 4.0V
<b>TESTED BY</b>	Jace Hu		
<b>ANTENNA POLARITY &amp; TEST DISTANCE: HORIZONTAL AT 3 M</b>			

	Freq	Level	Read Level	Limit Line	Over Limit	Factor	Remark	Pol/Phase
	MHz	dBm/m	dBm	dBm/m	dB	dB/m		
1	1666.000	-52.14	-55.61	-13.00	-39.14	3.47	Peak	Horizontal
2 PP	2502.000	-48.58	-56.63	-13.00	-35.58	8.05	Peak	Horizontal



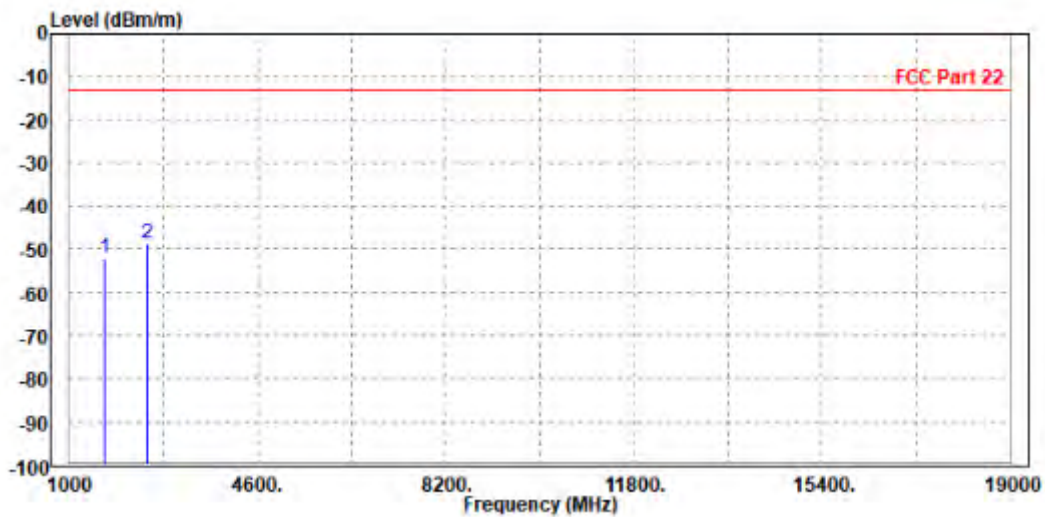


**BUREAU  
VERITAS**

Test Report No.: W7L-P20210616-3RF01

<b>MODE</b>	TX channel 166800	<b>FREQUENCY RANGE</b>	Above 1000MHz
<b>ENVIRONMENTAL CONDITIONS</b>	23deg. C, 70%RH	<b>INPUT POWER</b>	EUT 4.0V
<b>TESTED BY</b>	Jace Hu		
<b>ANTENNA POLARITY &amp; TEST DISTANCE: VERTICAL AT 3 M</b>			

	Freq	Level	Read Level	Limit Line	Over Limit	Factor	Remark	Pol/Phase
	MHz	dBm/m	dBm	dBm/m	dB	dB/m		
1	1666.000	-51.95	-55.49	-13.00	-38.95	3.54	Peak	Vertical
2 PP	2502.000	-48.81	-55.88	-13.00	-35.81	7.07	Peak	Vertical







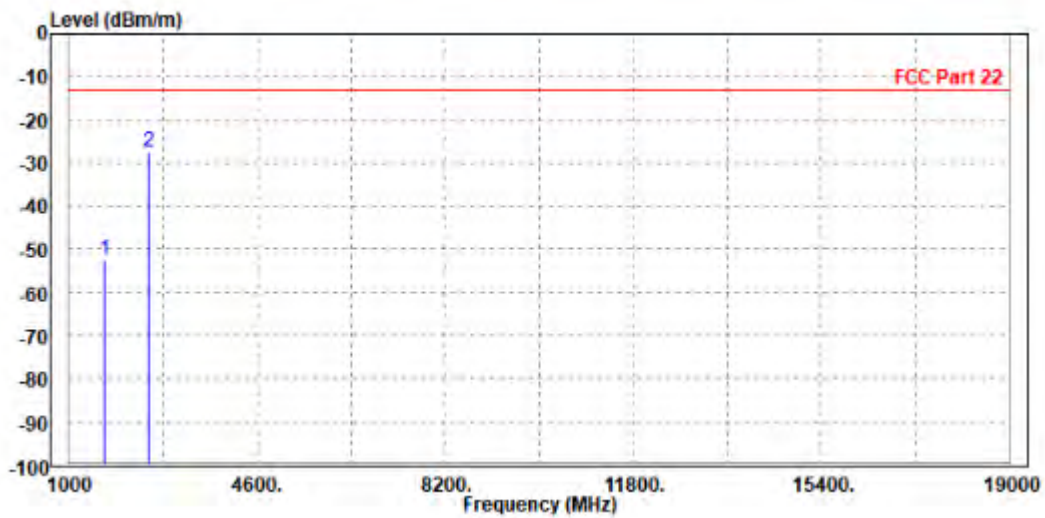
**BUREAU  
VERITAS**

Test Report No.: W7L-P20210616-3RF01

CH 167300:

<b>MODE</b>	TX channel 167300	<b>FREQUENCY RANGE</b>	Above 1000MHz
<b>ENVIRONMENTAL CONDITIONS</b>	23deg. C, 70%RH	<b>INPUT POWER</b>	EUT 4.0V
<b>TESTED BY</b>	Jace Hu		
<b>ANTENNA POLARITY &amp; TEST DISTANCE: HORIZONTAL AT 3 M</b>			

	Freq	Level	Read Level	Limit Line	Over Limit	Factor	Remark	Pol/Phase
	MHz	dBm/m	dBm	dBm/m	dB	dB/m		
1	1666.000	-52.51	-55.98	-13.00	-39.51	3.47	Peak	Horizontal
2 PP	2509.500	-27.39	-35.45	-13.00	-14.39	8.06	Peak	Horizontal



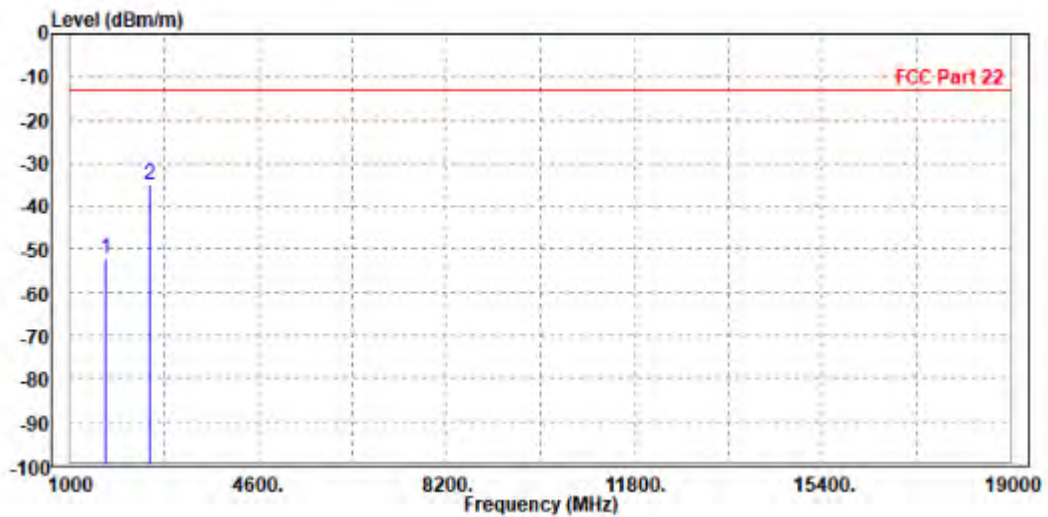


**BUREAU  
VERITAS**

Test Report No.: W7L-P20210616-3RF01

<b>MODE</b>	TX channel 167300	<b>FREQUENCY RANGE</b>	Above 1000MHz
<b>ENVIRONMENTAL CONDITIONS</b>	23deg. C, 70%RH	<b>INPUT POWER</b>	EUT 4.0V
<b>TESTED BY</b>	Jace Hu		
<b>ANTENNA POLARITY &amp; TEST DISTANCE: VERTICAL AT 3 M</b>			

	Freq	Level	Read Level	Limit Line	Over Limit	Factor	Remark	Pol/Phase
	MHz	dBm/m	dBm	dBm/m	dB	dB/m		
1	1666.000	-52.27	-55.81	-13.00	-39.27	3.54	Peak	Vertical
2	PP 2509.500	-35.00	-42.10	-13.00	-22.00	7.10	Peak	Vertical







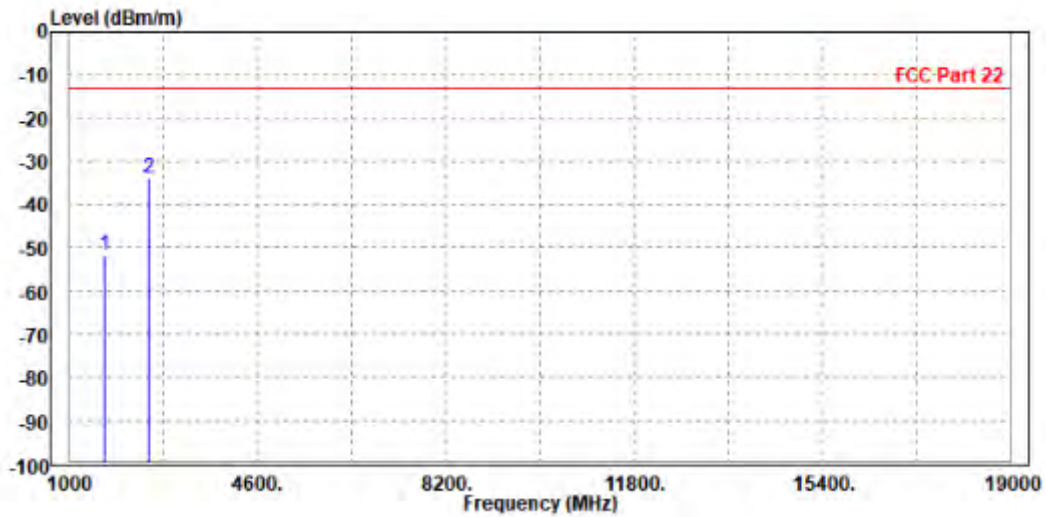
BUREAU VERITAS

Test Report No.: W7L-P20210616-3RF01

CH 167800:

<b>MODE</b>	TX channel 167800	<b>FREQUENCY RANGE</b>	Above 1000MHz
<b>ENVIRONMENTAL CONDITIONS</b>	23deg. C, 70%RH	<b>INPUT POWER</b>	EUT 4.0V
<b>TESTED BY</b>	Jace Hu		
<b>ANTENNA POLARITY &amp; TEST DISTANCE: HORIZONTAL AT 3 M</b>			

	Freq	Level	Read Level	Limit Line	Over Limit	Factor	Remark	Pol/Phase
	MHz	dBm/m	dBm	dBm/m	dB	dB/m		
1	1684.000	-51.69	-55.38	-13.00	-38.69	3.69	Peak	Horizontal
2 PP	2517.000	-33.69	-41.76	-13.00	-20.69	8.07	Peak	Horizontal



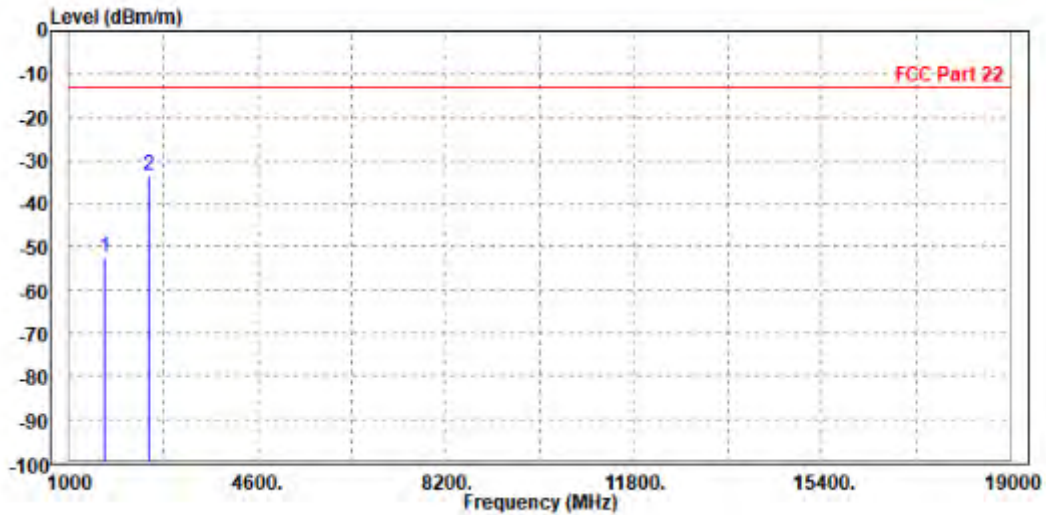


**BUREAU  
VERITAS**

**Test Report No.: W7L-P20210616-3RF01**

<b>MODE</b>	TX channel 167800	<b>FREQUENCY RANGE</b>	Above 1000MHz
<b>ENVIRONMENTAL CONDITIONS</b>	23deg. C, 70%RH	<b>INPUT POWER</b>	EUT 4.0V
<b>TESTED BY</b>	Jace Hu		
<b>ANTENNA POLARITY &amp; TEST DISTANCE: VERTICAL AT 3 M</b>			

	Freq	Level	Read Level	Limit Line	Over Limit	Factor	Remark	Pol/Phase
	MHz	dBm/m	dBm	dBm/m	dB	dB/m		
1	1684.000	-52.41	-56.12	-13.00	-39.41	3.71	Peak	Vertical
2 PP	2517.000	-33.60	-40.72	-13.00	-20.60	7.12	Peak	Vertical





**BUREAU  
VERITAS**

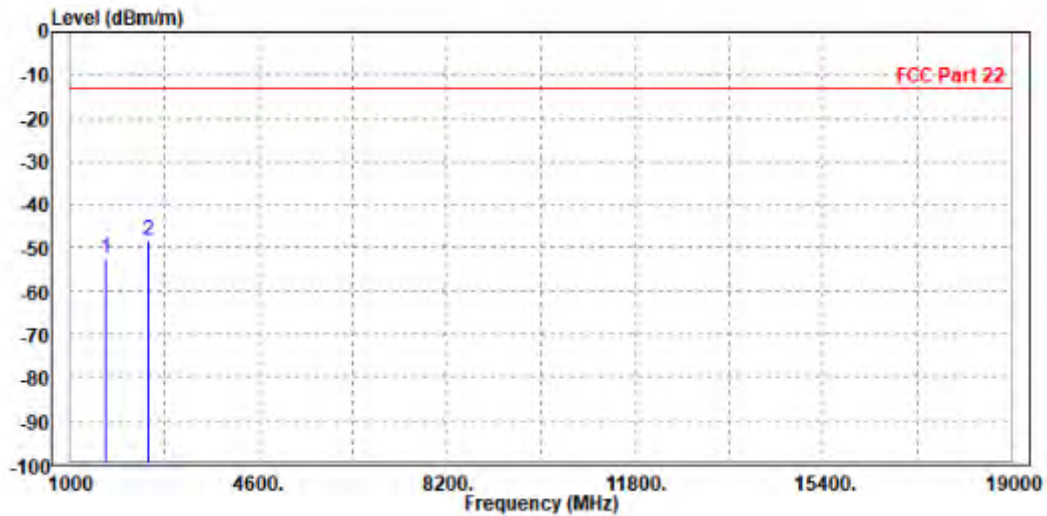
Test Report No.: W7L-P20210616-3RF01

DC\_B66A\_n5A

CH 166800:

<b>MODE</b>	TX channel 166800	<b>FREQUENCY RANGE</b>	Above 1000MHz
<b>ENVIRONMENTAL CONDITIONS</b>	23deg. C, 70%RH	<b>INPUT POWER</b>	EUT 4.0V
<b>TESTED BY</b>	Jace Hu		
<b>ANTENNA POLARITY &amp; TEST DISTANCE: HORIZONTAL AT 3 M</b>			

	Freq	Level	Read Level	Limit Line	Over Limit	Factor	Remark	Pol/Phase
	MHz	dBm/m	dBm	dBm/m	dB	dB/m		
1	1666.000	-52.52	-55.99	-13.00	-39.52	3.47	Peak	Horizontal
2 PP	2502.000	-48.36	-56.41	-13.00	-35.36	8.05	Peak	Horizontal



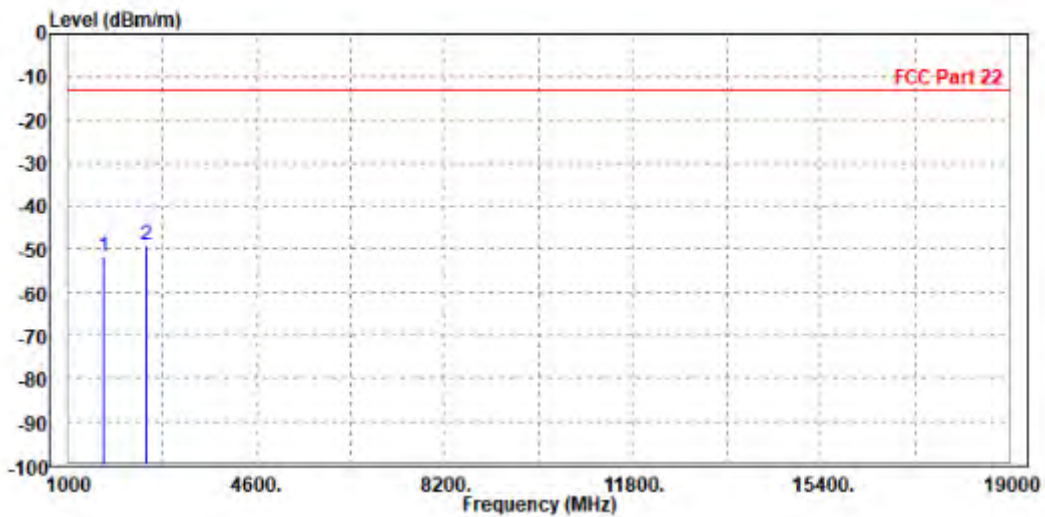


**BUREAU  
VERITAS**

Test Report No.: W7L-P20210616-3RF01

<b>MODE</b>	TX channel 166800	<b>FREQUENCY RANGE</b>	Above 1000MHz
<b>ENVIRONMENTAL CONDITIONS</b>	23deg. C, 70%RH	<b>INPUT POWER</b>	EUT 4.0V
<b>TESTED BY</b>	Jace Hu		
<b>ANTENNA POLARITY &amp; TEST DISTANCE: VERTICAL AT 3 M</b>			

	Freq	Level	Read Level	Limit Line	Over Limit	Factor	Remark	Pol/Phase
	MHz	dBm/m	dBm	dBm/m	dB	dB/m		
1	1666.000	-51.82	-55.36	-13.00	-38.82	3.54	Peak	Vertical
2 PP	2502.000	-49.17	-56.24	-13.00	-36.17	7.07	Peak	Vertical





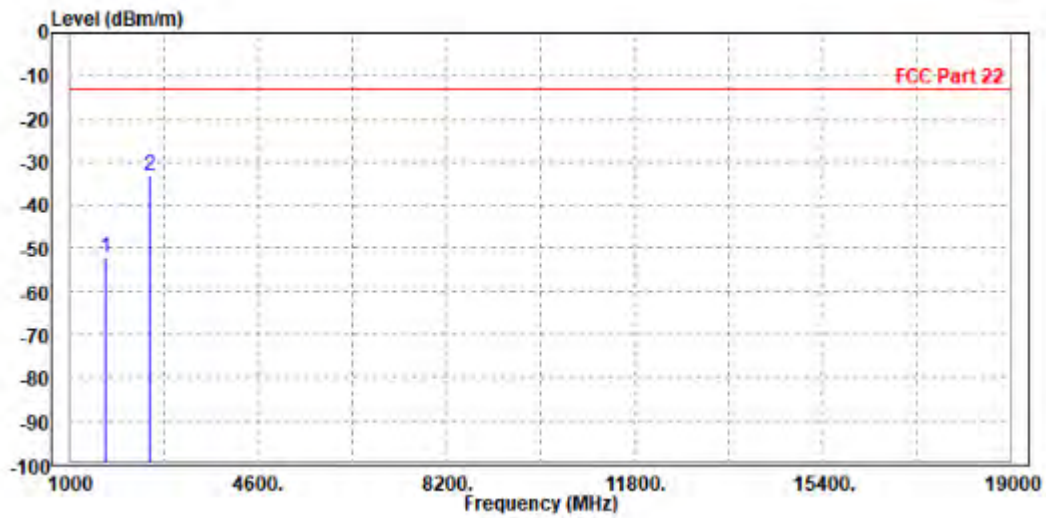
BUREAU VERITAS

Test Report No.: W7L-P20210616-3RF01

CH 167300:

MODE	TX channel 167300	FREQUENCY RANGE	Above 1000MHz
ENVIRONMENTAL CONDITIONS	23deg. C, 70%RH	INPUT POWER	EUT 4.0V
TESTED BY	Jace Hu		
<b>ANTENNA POLARITY &amp; TEST DISTANCE: HORIZONTAL AT 3 M</b>			

	Freq	Level	Read Level	Limit Line	Over Limit	Factor	Remark	Pol/Phase
	MHz	dBm/m	dBm	dBm/m	dB	dB/m		
1	1666.000	-52.01	-55.48	-13.00	-39.01	3.47	Peak	Horizontal
2 PP	2509.500	-33.21	-41.27	-13.00	-20.21	8.06	Peak	Horizontal



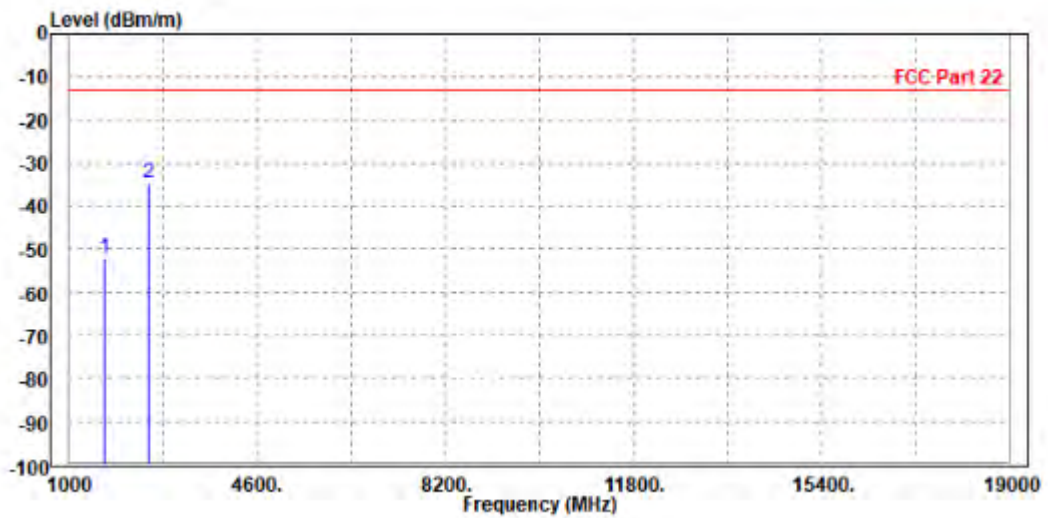


**BUREAU  
VERITAS**

Test Report No.: W7L-P20210616-3RF01

<b>MODE</b>	TX channel 167300	<b>FREQUENCY RANGE</b>	Above 1000MHz
<b>ENVIRONMENTAL CONDITIONS</b>	23deg. C, 70%RH	<b>INPUT POWER</b>	EUT 4.0V
<b>TESTED BY</b>	Jace Hu		
<b>ANTENNA POLARITY &amp; TEST DISTANCE: VERTICAL AT 3 M</b>			

	Freq	Level	Read Level	Limit Line	Over Limit	Factor	Remark	Pol/Phase
	MHz	dBm/m	dBm	dBm/m	dB	dB/m		
1	1666.000	-51.95	-55.49	-13.00	-38.95	3.54	Peak	Vertical
2 PP	2509.500	-34.72	-41.82	-13.00	-21.72	7.10	Peak	Vertical







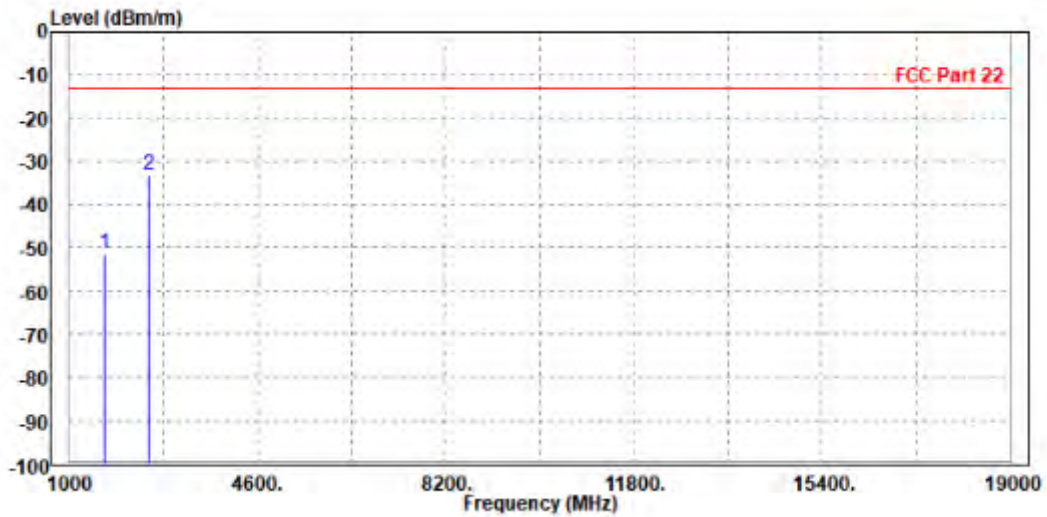
**BUREAU  
VERITAS**

**Test Report No.: W7L-P20210616-3RF01**

**CH 167800:**

<b>MODE</b>	TX channel 167800	<b>FREQUENCY RANGE</b>	Above 1000MHz
<b>ENVIRONMENTAL CONDITIONS</b>	23deg. C, 70%RH	<b>INPUT POWER</b>	EUT 4.0V
<b>TESTED BY</b>	Jace Hu		
<b>ANTENNA POLARITY &amp; TEST DISTANCE: HORIZONTAL AT 3 M</b>			

	Freq	Level	Read Level	Limit Line	Over Limit	Factor	Remark	Pol/Phase
	MHz	dBm/m	dBm	dBm/m	dB	dB/m		
1	1684.000	-51.40	-55.09	-13.00	-38.40	3.69	Peak	Horizontal
2 PP	2517.000	-32.99	-41.06	-13.00	-19.99	8.07	Peak	Horizontal



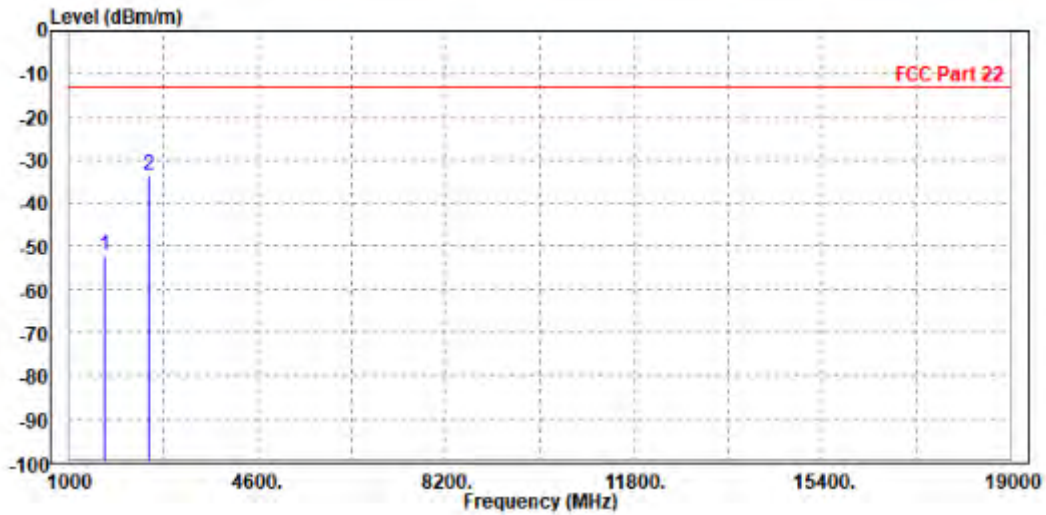


**BUREAU  
VERITAS**

**Test Report No.: W7L-P20210616-3RF01**

<b>MODE</b>	TX channel 167800	<b>FREQUENCY RANGE</b>	Above 1000MHz
<b>ENVIRONMENTAL CONDITIONS</b>	23deg. C, 70%RH	<b>INPUT POWER</b>	EUT 4.0V
<b>TESTED BY</b>	Jace Hu		
<b>ANTENNA POLARITY &amp; TEST DISTANCE: VERTICAL AT 3 M</b>			

	Freq	Level	Read Level	Limit Line	Over Limit	Factor	Remark	Pol/Phase
	MHz	dBm/m	dBm	dBm/m	dB	dB/m		
1	1684.000	-52.26	-55.97	-13.00	-39.26	3.71	Peak	Vertical
2	PP 2517.000	-33.65	-40.77	-13.00	-20.65	7.12	Peak	Vertical







**BUREAU  
VERITAS**

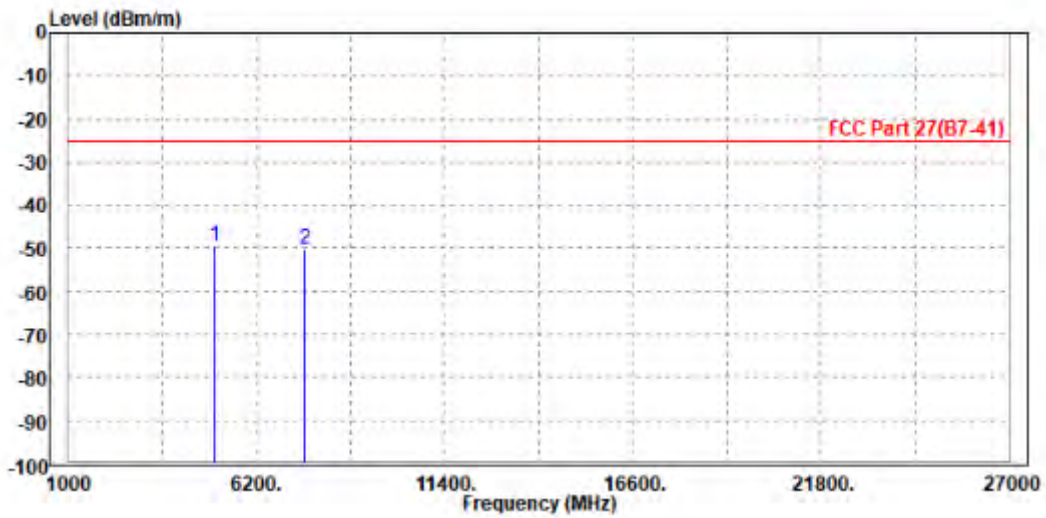
Test Report No.: W7L-P20210616-3RF01

DC\_B5A\_n7A

CH 502000

<b>MODE</b>	TX channel 502000	<b>FREQUENCY RANGE</b>	Above 1000MHz
<b>ENVIRONMENTAL CONDITIONS</b>	23deg. C, 70%RH	<b>INPUT POWER</b>	EUT 4.0V
<b>TESTED BY</b>	Jace Hu		
<b>ANTENNA POLARITY &amp; TEST DISTANCE: HORIZONTAL AT 3 M</b>			

	Freq	Level	Read Level	Limit Line	Over Limit	Factor	Remark	Pol/Phase
	MHz	dBm/m	dBm	dBm/m	dB	dB/m		
1	PP 5030.000	-49.60	-58.21	-25.00	-24.60	8.61	Peak	Horizontal
2	7530.000	-50.10	-61.47	-25.00	-25.10	11.37	Peak	Horizontal



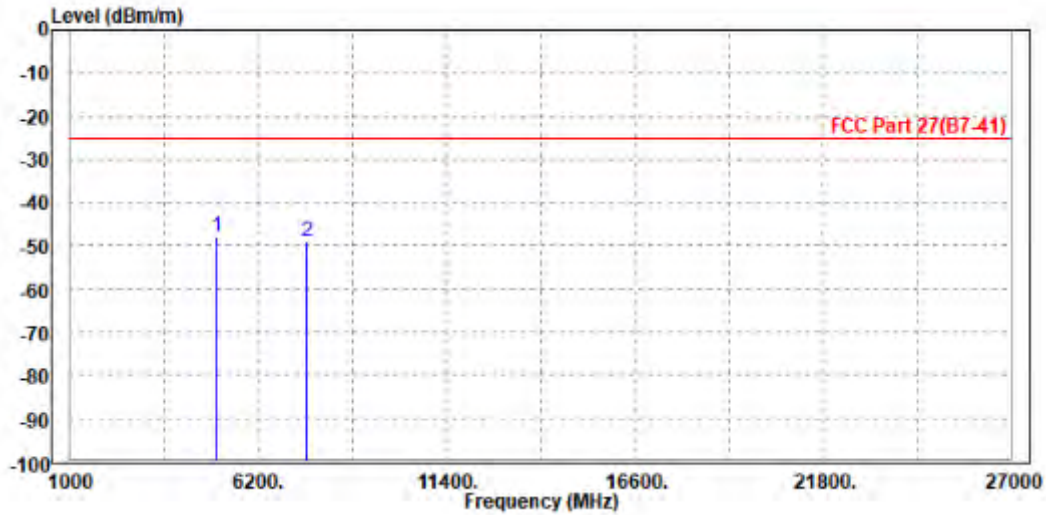


**BUREAU  
VERITAS**

Test Report No.: W7L-P20210616-3RF01

<b>MODE</b>	TX channel 502000	<b>FREQUENCY RANGE</b>	Above 1000MHz
<b>ENVIRONMENTAL CONDITIONS</b>	23deg. C, 70%RH	<b>INPUT POWER</b>	EUT 4.0V
<b>TESTED BY</b>	Jace Hu		
<b>ANTENNA POLARITY &amp; TEST DISTANCE: VERTICAL AT 3 M</b>			

	Freq	Level	Read Level	Limit Line	Over Limit	Factor	Remark	Pol/Phase
	MHz	dBm/m	dBm	dBm/m	dB	dB/m		
1	PP 5030.000	-47.88	-57.77	-25.00	-22.88	9.89	Peak	Vertical
2	7530.000	-49.14	-61.89	-25.00	-24.14	12.75	Peak	Vertical





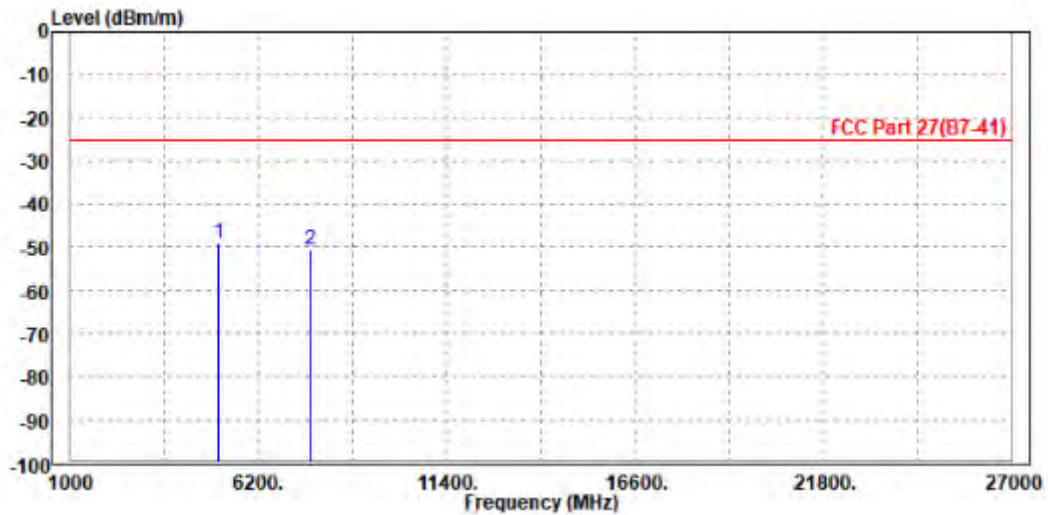
BUREAU  
VERITAS

Test Report No.: W7L-P20210616-3RF01

CH 50700

MODE	TX channel 507000	FREQUENCY RANGE	Above 1000MHz
ENVIRONMENTAL CONDITIONS	23deg. C, 70%RH	INPUT POWER	EUT 4.0V
TESTED BY	Jace Hu		
<b>ANTENNA POLARITY &amp; TEST DISTANCE: HORIZONTAL AT 3 M</b>			

	Freq	Level	Read Level	Limit Line	Over Limit	Factor	Remark	Pol/Phase
	MHz	dBm/m	dBm	dBm/m	dB	dB/m		
1	PP 5082.000	-49.10	-57.87	-25.00	-24.10	8.77	Peak	Horizontal
2	7605.000	-50.60	-62.00	-25.00	-25.60	11.40	Peak	Horizontal



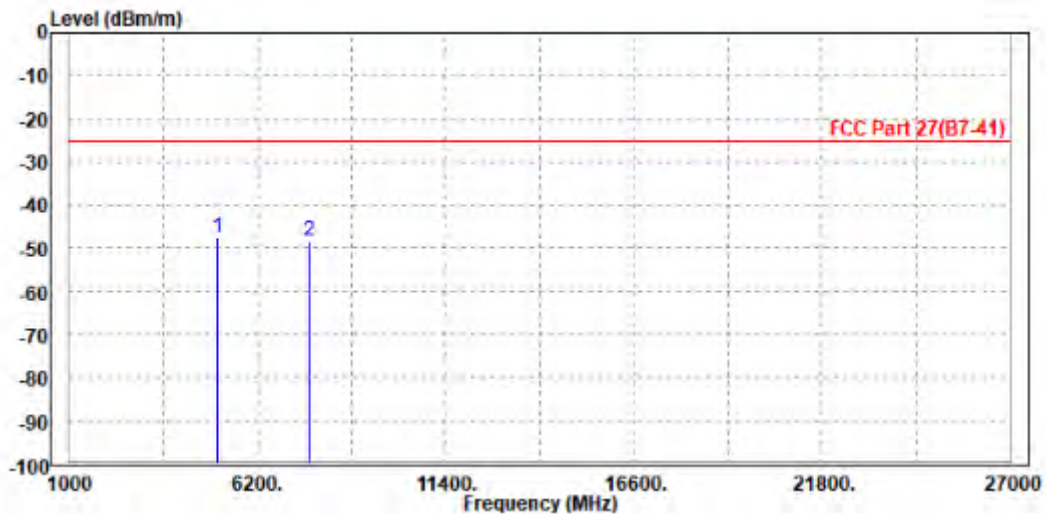


**BUREAU  
VERITAS**

Test Report No.: W7L-P20210616-3RF01

<b>MODE</b>	TX channel 507000	<b>FREQUENCY RANGE</b>	Above 1000MHz
<b>ENVIRONMENTAL CONDITIONS</b>	23deg. C, 70%RH	<b>INPUT POWER</b>	EUT 4.0V
<b>TESTED BY</b>	Jace Hu		
<b>ANTENNA POLARITY &amp; TEST DISTANCE: VERTICAL AT 3 M</b>			

	Freq	Level	Read Level	Limit Line	Over Limit	Factor	Remark	Pol/Phase
	MHz	dBm/m	dBm	dBm/m	dB	dB/m		
1	PP 5082.000	-47.49	-57.36	-25.00	-22.49	9.87	Peak	Vertical
2	7605.000	-48.41	-61.19	-25.00	-23.41	12.78	Peak	Vertical

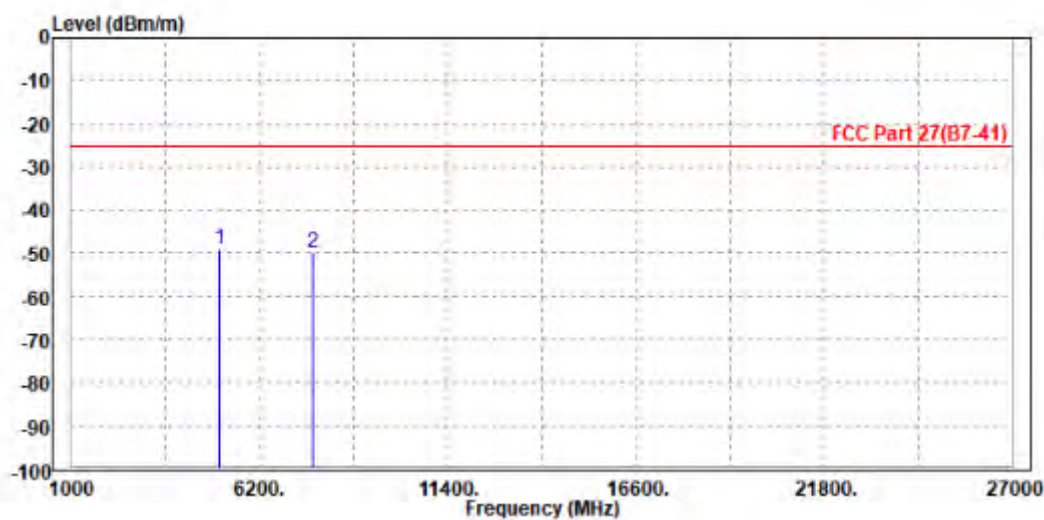




CH 512000

<b>MODE</b>	TX channel 512000	<b>FREQUENCY RANGE</b>	Above 1000MHz
<b>ENVIRONMENTAL CONDITIONS</b>	23deg. C, 70%RH	<b>INPUT POWER</b>	EUT 4.0V
<b>TESTED BY</b>	Jace Hu		
<b>ANTENNA POLARITY &amp; TEST DISTANCE: HORIZONTAL AT 3 M</b>			

	Freq	Level	Read Level	Limit Line	Over Limit	Factor	Remark	Pol/Phase
	MHz	dBm/m	dBm	dBm/m	dB	dB/m		
1	PP 5108.000	-49.13	-57.98	-25.00	-24.13	8.85	Peak	Horizontal
2	7680.000	-49.81	-61.24	-25.00	-24.81	11.43	Peak	Horizontal



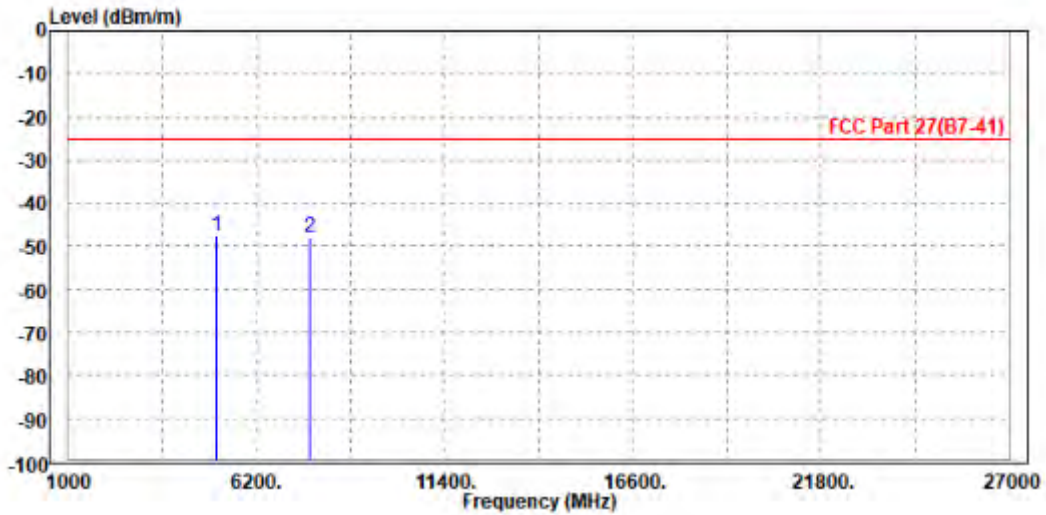


**BUREAU  
VERITAS**

Test Report No.: W7L-P20210616-3RF01

<b>MODE</b>	TX channel 512000	<b>FREQUENCY RANGE</b>	Above 1000MHz
<b>ENVIRONMENTAL CONDITIONS</b>	23deg. C, 70%RH	<b>INPUT POWER</b>	EUT 4.0V
<b>TESTED BY</b>	Jace Hu		
<b>ANTENNA POLARITY &amp; TEST DISTANCE: VERTICAL AT 3 M</b>			

	Freq	Level	Read Level	Limit Line	Over Limit	Factor	Remark	Pol/Phase
	MHz	dBm/m	dBm	dBm/m	dB	dB/m		
1 PP	5108.000	-47.62	-57.48	-25.00	-22.62	9.86	Peak	Vertical
2	7680.000	-48.04	-60.85	-25.00	-23.04	12.81	Peak	Vertical







**BUREAU  
VERITAS**

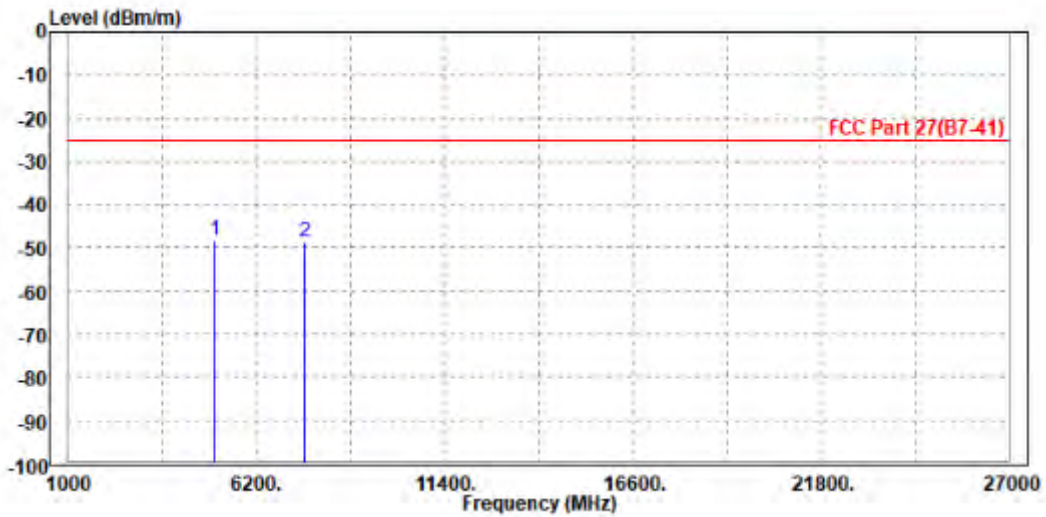
Test Report No.: W7L-P20210616-3RF01

DC\_B12A\_n7A

CH 502000

<b>MODE</b>	TX channel 502000	<b>FREQUENCY RANGE</b>	Above 1000MHz
<b>ENVIRONMENTAL CONDITIONS</b>	23deg. C, 70%RH	<b>INPUT POWER</b>	EUT 4.0V
<b>TESTED BY</b>	Jace Hu		
<b>ANTENNA POLARITY &amp; TEST DISTANCE: HORIZONTAL AT 3 M</b>			

	Freq	Level	Read Level	Limit Line	Over Limit	Factor	Remark	Pol/Phase
	MHz	dBm/m	dBm	dBm/m	dB	dB/m		
1	PP 5030.000	-48.33	-56.94	-25.00	-23.33	8.61	Peak	Horizontal
2	7530.000	-48.58	-59.95	-25.00	-23.58	11.37	Peak	Horizontal



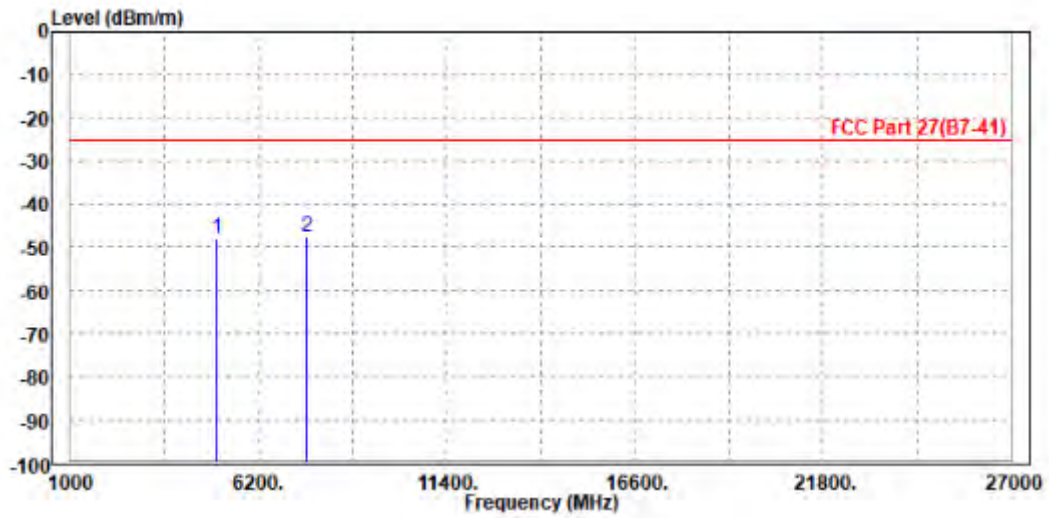


**BUREAU  
VERITAS**

Test Report No.: W7L-P20210616-3RF01

<b>MODE</b>	TX channel 502000	<b>FREQUENCY RANGE</b>	Above 1000MHz
<b>ENVIRONMENTAL CONDITIONS</b>	23deg. C, 70%RH	<b>INPUT POWER</b>	EUT 4.0V
<b>TESTED BY</b>	Jace Hu		
<b>ANTENNA POLARITY &amp; TEST DISTANCE: VERTICAL AT 3 M</b>			

	Freq	Level	Read Level	Limit Line	Over Limit	Factor	Remark	Pol/Phase
	MHz	dBm/m	dBm	dBm/m	dB	dB/m		
1	5030.000	-47.83	-57.72	-25.00	-22.83	9.89	Peak	Vertical
2 PP	7530.000	-47.70	-60.45	-25.00	-22.70	12.75	Peak	Vertical







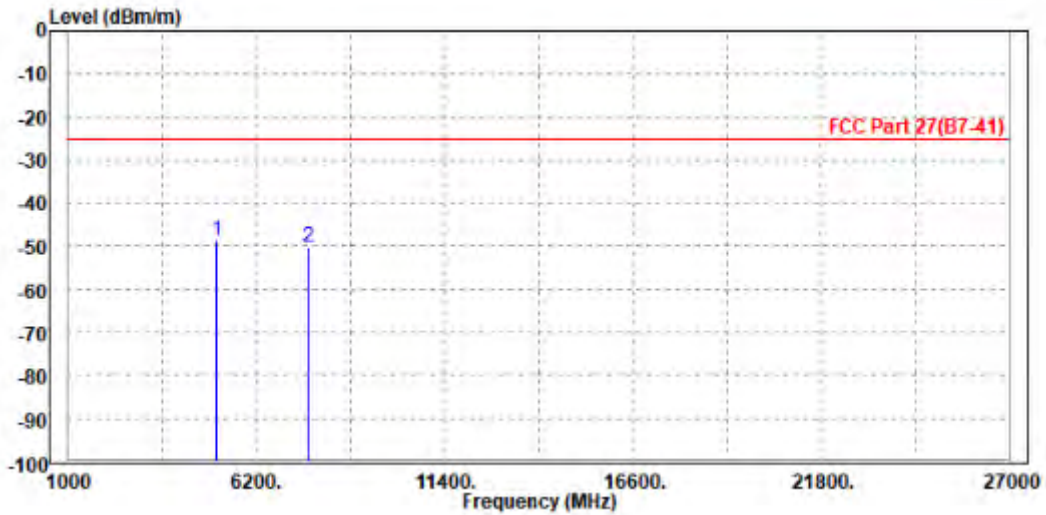
BUREAU VERITAS

Test Report No.: W7L-P20210616-3RF01

CH 507000

MODE	TX channel 507000	FREQUENCY RANGE	Above 1000MHz
ENVIRONMENTAL CONDITIONS	23deg. C, 70%RH	INPUT POWER	EUT 4.0V
TESTED BY	Jace Hu		
<b>ANTENNA POLARITY &amp; TEST DISTANCE: HORIZONTAL AT 3 M</b>			

	Freq	Level	Read Level	Limit Line	Over Limit	Factor	Remark	Pol/Phase
	MHz	dBm/m	dBm	dBm/m	dB	dB/m		
1	PP 5082.000	-48.62	-57.39	-25.00	-23.62	8.77	Peak	Horizontal
2	7605.000	-50.27	-61.67	-25.00	-25.27	11.40	Peak	Horizontal



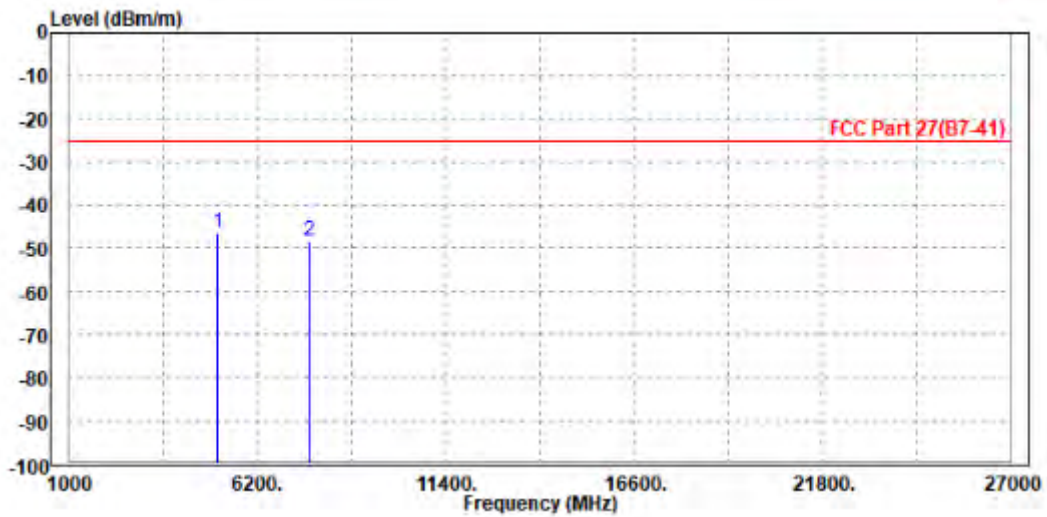


**BUREAU  
VERITAS**

Test Report No.: W7L-P20210616-3RF01

<b>MODE</b>	TX channel 507000	<b>FREQUENCY RANGE</b>	Above 1000MHz
<b>ENVIRONMENTAL CONDITIONS</b>	23deg. C, 70%RH	<b>INPUT POWER</b>	EUT 4.0V
<b>TESTED BY</b>	Jace Hu		
<b>ANTENNA POLARITY &amp; TEST DISTANCE: VERTICAL AT 3 M</b>			

	Freq	Level	Read Level	Limit Line	Over Limit	Factor	Remark	Pol/Phase
	MHz	dBm/m	dBm	dBm/m	dB	dB/m		
1	PP 5082.000	-46.48	-56.35	-25.00	-21.48	9.87	Peak	Vertical
2	7605.000	-48.40	-61.18	-25.00	-23.40	12.78	Peak	Vertical

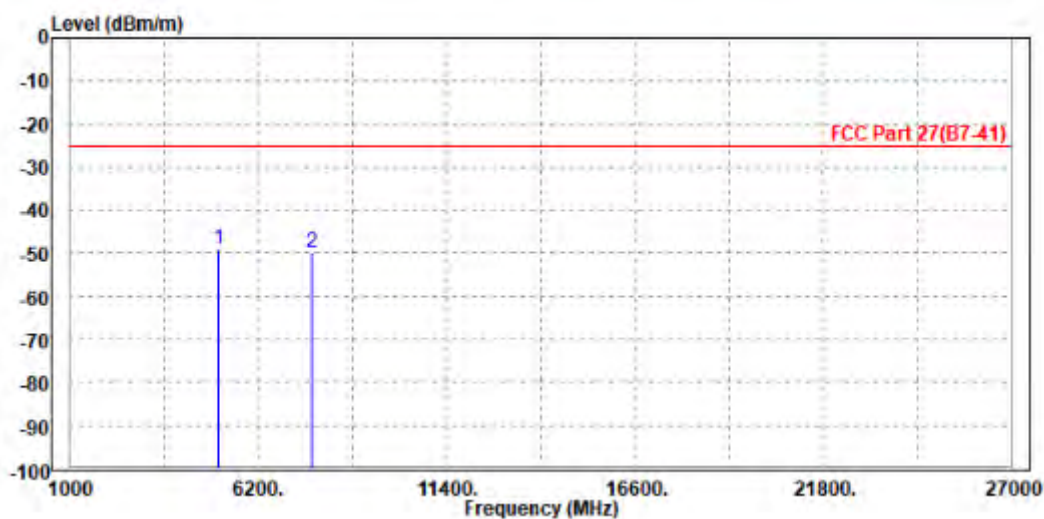




CH 512000

<b>MODE</b>	TX channel 512000	<b>FREQUENCY RANGE</b>	Above 1000MHz
<b>ENVIRONMENTAL CONDITIONS</b>	23deg. C, 70%RH	<b>INPUT POWER</b>	EUT 4.0V
<b>TESTED BY</b>	Jace Hu		
<b>ANTENNA POLARITY &amp; TEST DISTANCE: HORIZONTAL AT 3 M</b>			

	Freq	Level	Read Level	Limit Line	Over Limit	Factor	Remark	Pol/Phase
	MHz	dBm/m	dBm	dBm/m	dB	dB/m		
1	PP 5108.000	-48.97	-57.82	-25.00	-23.97	8.85	Peak	Horizontal
2	7680.000	-49.91	-61.34	-25.00	-24.91	11.43	Peak	Horizontal



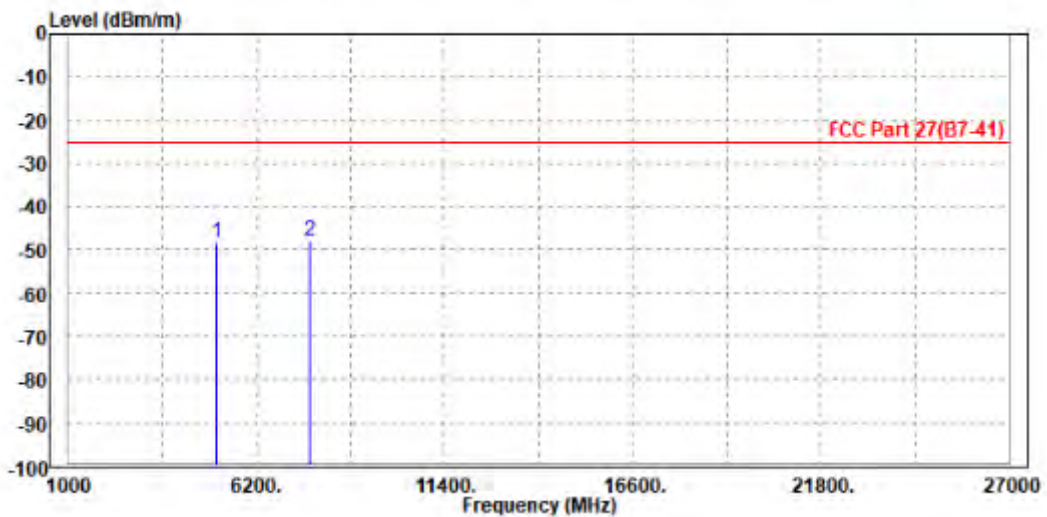


BUREAU VERITAS

Test Report No.: W7L-P20210616-3RF01

MODE	TX channel 512000	FREQUENCY RANGE	Above 1000MHz
ENVIRONMENTAL CONDITIONS	23deg. C, 70%RH	INPUT POWER	EUT 4.0V
TESTED BY	Jace Hu		
<b>ANTENNA POLARITY &amp; TEST DISTANCE: VERTICAL AT 3 M</b>			

	Freq	Level	Read Level	Limit Line	Over Limit	Factor	Remark	Pol/Phase
	MHz	dBm/m	dBm	dBm/m	dB	dB/m		
1	5108.000	-48.10	-57.96	-25.00	-23.10	9.86	Peak	Vertical
2 PP	7680.000	-47.84	-60.65	-25.00	-22.84	12.81	Peak	Vertical

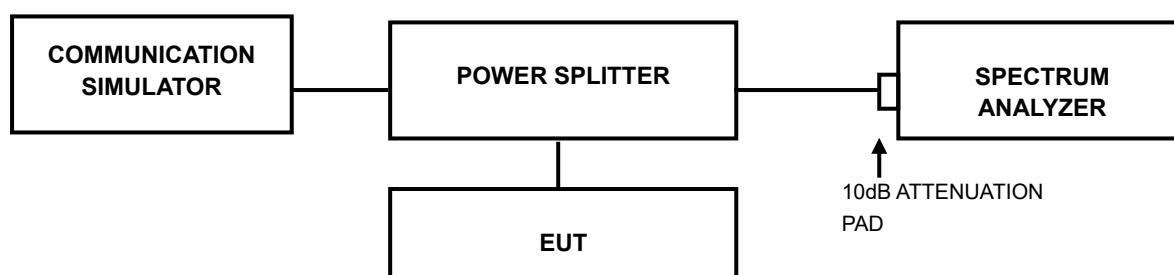


### 3.7 PEAK TO AVERAGE RATIO

#### 3.7.1 LIMITS OF PEAK TO AVERAGE RATIO MEASUREMENT

In measuring transmissions in this band using an average power technique, the peak to-average ratio (PAR) of the transmission may not exceed 13 dB

#### 3.7.2 TEST SETUP



#### 3.7.3 TEST PROCEDURES

1. Set resolution/measurement bandwidth  $\geq$  signal's occupied bandwidth;
2. Set the number of counts to a value that stabilizes the measured CCDF curve;
3. Record the maximum PAPR level associated with a probability of 0.1%.



**BUREAU**  
**VERITAS**

**Test Report No.: W7L-P20210616-3RF01**

### 3.7.4 TEST RESULTS

Please Refer to Appendix E Of this test report.



**BUREAU**  
**VERITAS**

Test Report No.: W7L-P20210616-3RF01

## 4 PHOTOGRAPHS OF THE TEST CONFIGURATION

Please refer to the attached file (Test Setup Photo).



Test Report No.: W7L-P20210616-3RF01

## 5 INFORMATION ON THE TESTING LABORATORIES

We, BV 7LAYERS COMMUNICATIONS TECHNOLOGY (SHENZHEN) CO. LTD., were founded in 2015 to provide our best service in EMC, Radio, Telecom and Safety consultation. Our laboratories are accredited and approved according to ISO/IEC 17025.

If you have any comments, please feel free to contact us at the following:

**Shenzhen EMC/RF Lab:**

Tel: +86-755-88696566

Fax: +86-755-88696577

**Email:** [customerservice.sw@bureauveritas.com](mailto:customerservice.sw@bureauveritas.com)

**Web Site:** [www.adt.com.tw](http://www.adt.com.tw)

The address and road map of all our labs can be found in our web site also.





Test Report No.: W7L-P20210616-3RF01

## 6 MODIFICATIONS RECORDERS FOR ENGINEERING CHANGES TO THE EUT BY THE LAB

No any modifications are made to the EUT by the lab during the test.

NOTE: APPENDIX E is another word.

---END---