



# FCC RADIO TEST REPORT

**FCC ID** : LHJ-FE5NA0010  
**Equipment** : FE5NA0010, FE5NA0011  
**Brand Name** : Continental  
**Model Name** : FE5NA0010, FE5NA0011  
**Applicant** : Continental Automotive Systems, Inc.  
21440 W Lake Cook Rd., Deer Park, IL 60010, USA  
**Manufacturer** : Continental Automotive Systems, Inc.  
21440 W Lake Cook Rd., Deer Park, IL 60010, USA  
**Standard** : FCC 47 CFR Part 2, 22(H), 24(E), 27

The product was received on Nov. 22, 2022 and testing was performed from Jan. 17, 2023 to Apr. 07, 2023. We, Sporton International Inc. EMC & Wireless Communications Laboratory, would like to declare that the tested sample has been evaluated in accordance with the test procedures given in ANSI / TIA-603-E and has been in compliance with the applicable technical standards.

The test results in this variant report apply exclusively to the tested model / sample. Without written approval from Sporton International Inc. EMC & Wireless Communications Laboratory, the test report shall not be reproduced except in full.

*Louis Wu*

Approved by: Louis Wu

**Sporton International Inc. EMC & Wireless Communications Laboratory**

No. 52, Huaya 1st Rd., Guishan Dist., Taoyuan City 333, Taiwan (R.O.C.)



## Table of Contents

<b>History of this test report.....</b>	<b>3</b>
<b>Summary of Test Result.....</b>	<b>4</b>
<b>1 General Description .....</b>	<b>6</b>
1.1 Product Feature of Equipment Under Test.....	6
1.2 Product Specification of Equipment Under Test.....	6
1.3 Modification of EUT .....	8
1.4 Testing Location .....	8
1.5 Applicable Standards.....	9
<b>2 Test Configuration of Equipment Under Test .....</b>	<b>10</b>
2.1 Test Mode.....	10
2.2 Connection Diagram of Test System.....	12
2.3 Support Unit used in test configuration and system .....	13
2.4 Frequency List of Low/Middle/High Channels .....	13
<b>3 Conducted Test Items.....</b>	<b>21</b>
3.1 Measuring Instruments .....	21
3.2 Conducted Output Power and ERP/EIRP .....	22
<b>4 Radiated Test Items .....</b>	<b>23</b>
4.1 Measuring Instruments .....	23
4.2 Radiated Spurious Emission Measurement .....	25
<b>5 List of Measuring Equipment.....</b>	<b>26</b>
<b>6 Measurement Uncertainty .....</b>	<b>28</b>
<b>Appendix A. Test Results of Conducted Test</b>	
<b>Appendix B. Test Results of Radiated Test</b>	
<b>Appendix C. Test Setup Photographs</b>	



## History of this test report

Report No.	Version	Description	Issue Date
FG2N2201-01B	01	Initial issue of report	Apr. 25, 2023
FG2N2201-01B	02	Revise Summary note and Product Specification of Equipment Under Test This report is an updated version, replacing the report issued on Apr. 25, 2023.	Apr. 27, 2023



## Summary of Test Result

Report Clause	Ref Std. Clause	Test Items	Result (PASS/FAIL)	Remark
3.2	§2.1046	Conducted Output Power	Reporting only	-
	§22.913 (a)(5)	Effective Radiated Power (Band 5)	Pass	
	§27.50 (b)(10) §27.50 (c)(10)	Effective Radiated Power (Band 12) (Band 13) (Band 71)		
	§24.232 (c) §27.50 (h)(2)	Equivalent Isotropic Radiated Power (Band 2)(Band 7)		
	§27.50 (d)(4)	Equivalent Isotropic Radiated Power (Band 4) (Band 66)		
-	§24.232 (d) §27.50 (d)(5)	Peak-to-Average Ratio	Not Required	-
-	§2.1049	Occupied Bandwidth	Not Required	-
-	§2.1051 §22.917 (a) §24.238 (a) §27.53 (c)(2)(4) §27.53 (g) §27.53 (h)	Conducted Band Edge Measurement (Band 2) (Band 4) (Band 5) (Band 12) (Band 13) (Band 66) (Band 71)	Not Required	-
	§2.1051 §27.53 (m)(4)	Conducted Band Edge Measurement (Band 7)		
-	§2.1051 §22.917 (a) §24.238 (a) §27.53 (c)(2) §27.53 (g) §27.53 (h)	Conducted Spurious Emission (Band 2) (Band 4) (Band 5) (Band 12) (Band 13) (Band 66) (Band 71)	Not Required	-
	§2.1051 §27.53 (m)(4)	Conducted Spurious Emission (Band 7)		
-	§2.1055 §22.355 §24.235 §27.54	Frequency Stability Temperature & Voltage	Not Required	-



Report Clause	Ref Std. Clause	Test Items	Result (PASS/FAIL)	Remark
4.2	§2.1053 §22.917 (a) §24.238 (a) §27.53 (c)(2) §27.53 (f) §27.53 (g) §27.53 (h)	Radiated Spurious Emission (Band 2) (Band 4) (Band 5) (Band 12) (Band 13) (Band 66) (Band 71)	Pass	3.94 dB under the limit at 5074.000 MHz
	§2.1051 §27.53 (m)(4)	Radiated Spurious Emission (Band 7)		

**Note:**

1. Not required means after assessing, test items are not necessary to carry out.
2. This is a variant report by adding external antenna (Model: 42862899). All the test cases were performed on original report which can be referred to Sporton Report Number FG2N2201B. Based on the original report, only worst case was verified.

**Conformity Assessment Condition:**

1. The test results (PASS/FAIL) with all measurement uncertainty excluded are presented against the regulation limits or in accordance with the requirements stipulated by the applicant/manufacture who shall bear all the risks of non-compliance that may potentially occur if measurement uncertainty is taken into account.
2. The measurement uncertainty please refer to each test result in the section "Measurement Uncertainty".

**Disclaimer:**

The product specifications of the EUT presented in the test report that may affect the test assessments are declared by the manufacturer who shall take full responsibility for the authenticity.

**Reviewed by: Yun Huang**

**Report Producer: Rachel Hsieh**



# 1 General Description

## 1.1 Product Feature of Equipment Under Test

Product Feature	
Equipment	FE5NA0010, FE5NA0011
Brand Name	Continental
Model Name	FE5NA0010, FE5NA0011
FCC ID	LHJ-FE5NA0010
Installed into the Host	Equipment name: G12N510G1, G12N500G1 Brand name: Continental Model name: G12N510G1, G12N500G1
EUT supports Radios application	WCDMA/HSPA/LTE/5G NR/GNSS
EUT Stage	Identical Prototype

Sample Information			
Sample	TA-code	L2/L5 GNSS	Band Difference
1	FE5NA0010	Support	/
2	FE5NA0011	Not Support	BOM change: depopulated passive components from the GNSS RF front-end

Remark: The above EUT's information was declared by manufacturer.

## 1.2 Product Specification of Equipment Under Test

Product Specification is subject to this standard	
Tx Frequency	LTE Band 2: 1850.7 MHz ~ 1909.3 MHz LTE Band 4: 1710.7 MHz ~ 1754.3 MHz LTE Band 5: 824.7 MHz ~ 848.3 MHz LTE Band 7: 2502.5 MHz ~ 2567.5 MHz LTE Band 12: 699.7 MHz ~ 715.3 MHz LTE Band 13: 779.5 MHz ~ 784.5 MHz LTE Band 66: 1710.7 MHz ~ 1754.3 MHz LTE Band 71: 665.5 MHz ~ 695.5 MHz
Rx Frequency	LTE Band 2: 1930.7 MHz ~ 1989.3 MHz LTE Band 4: 2110.7 MHz ~ 2154.3 MHz LTE Band 5: 869.7 MHz ~ 893.3 MHz LTE Band 7: 2622.5 MHz ~ 2687.5 MHz LTE Band 12: 729.7 MHz ~ 745.3 MHz LTE Band 13: 748.5 MHz ~ 753.5 MHz LTE Band 66: 2110.7 MHz ~ 2154.3 MHz LTE Band 71: 619.5 MHz ~ 649.5 MHz



Product Specification is subject to this standard	
<b>Bandwidth</b>	LTE Band 2: 1.4MHz / 3MHz / 5MHz / 10MHz / 15MHz / 20MHz LTE Band 4: 1.4MHz / 3MHz / 5MHz / 10MHz / 15MHz / 20MHz LTE Band 5: 1.4MHz / 3MHz / 5MHz / 10MHz LTE Band 7: 5MHz / 10MHz / 15MHz / 20MHz LTE Band 12: 1.4MHz / 3MHz / 5MHz / 10MHz LTE Band 13: 5MHz / 10MHz LTE Band 66: 1.4MHz / 3MHz / 5MHz / 10MHz / 15MHz / 20MHz LTE Band 71: 5MHz / 10MHz / 15MHz / 20MHz
<b>Maximum Output Power to Antenna</b>	LTE Band 2 : 22.44 dBm LTE Band 4 : 22.61 dBm LTE Band 5 : 22.81 dBm LTE Band 5B : 22.90 dBm LTE Band 7 : 22.52 dBm LTE Band 7C : 23.29 dBm LTE Band 12 : 22.94 dBm LTE Band 13 : 22.97 dBm LTE Band 66 : 22.80 dBm LTE Band 66B : 23.96 dBm LTE Band 66C : 23.14 dBm LTE Band 71 : 22.92 dBm
<b>Antenna Type</b>	<b>&lt;External (Model: 86783279) &gt;:</b> External Sharkfin Antenna + XM + Dual GNSS +5G <b>&lt;External (Model: 42862899) &gt;:</b> external sharkfin antenna, sharkfin NA 5G+Dual GNSS+XM <b>&lt;Internal &gt;:</b> TCP Antenna
<b>Antenna Gain</b>	<b>&lt;External (Model: 86783279) &gt;:</b> LTE Band 2 : 3.50 dBi LTE Band 4 : 2.60 dBi LTE Band 5 : 4.00 dBi LTE Band 7 : 6.10 dBi LTE Band 12 : 1.30 dBi LTE Band 13 : 3.50 dBi LTE Band 66 : 2.60 dBi LTE Band 71 : 1.70 dBi <b>&lt;External (Model: 42862899) &gt;:</b> LTE Band 2 : 3.4 dBi LTE Band 4 : -0.4 dBi LTE Band 5 : 1.2 dBi LTE Band 7 : 3.8 dBi LTE Band 12 : 0.6 dBi LTE Band 13 : 0.4 dBi LTE Band 66 : -0.4 dBi LTE Band 71 : 2.0 dBi <b>&lt;Internal &gt;:</b> LTE Band 2 : 5.15 dBi LTE Band 4 : 4.86 dBi LTE Band 5 : 4.69 dBi LTE Band 7 : 6.70 dBi LTE Band 12 : 0.05 dBi LTE Band 13 : 1.92 dBi LTE Band 66 : 4.86 dBi LTE Band 71 : 0.06 dBi
<b>Type of Modulation</b>	QPSK / 16QAM / 64QAM

**Remark:** The EUT's information above is declared by manufacturer. Please refer to Disclaimer in report summary.



### 1.3 Modification of EUT

No modifications made to the EUT during the testing.

### 1.4 Testing Location

<b>Test Site</b>	Sporton International Inc. EMC & Wireless Communications Laboratory
<b>Test Site Location</b>	No.52, Huaya 1st Rd., Guishan Dist., Taoyuan City 333, Taiwan (R.O.C.) TEL: +886-3-327-3456 FAX: +886-3-328-4978
<b>Test Site No.</b>	<b>Sporton Site No.</b> TH03-HY
<b>Test Engineer</b>	Cotty Hsu and Luffy Lim
<b>Temperature (°C)</b>	22.1~22.8 °C
<b>Relative Humidity (%)</b>	53~55 %

<b>Test Site</b>	Sporton International Inc. Wensan Laboratory
<b>Test Site Location</b>	No.58, Aly. 75, Ln. 564, Wenhua 3rd, Rd., Guishan Dist., Taoyuan City 333010, Taiwan (R.O.C.) TEL: +886-3-327-0868 FAX: +886-3-327-0855
<b>Test Site No.</b>	<b>Sporton Site No.</b> 03CH12-HY (TAF Code: 3786)
<b>Test Engineer</b>	Jesse Fan, Tim Lee and Wilson Wu
<b>Temperature (°C)</b>	20~25
<b>Relative Humidity (%)</b>	50~60
<b>Remark</b>	The Radiated Spurious Emission test item subcontracted to Sporton International Inc. Wensan Laboratory.

**Note:** The test site complies with ANSI C63.4 2014 requirement.

FCC Designation No.: TW1190 and TW3786





## **1.5 Applicable Standards**

According to the specifications of the manufacturer, the EUT must comply with the requirements of the following standards:

- ♦ ANSI C63.26-2015
- ♦ ANSI / TIA-603-E
- ♦ FCC 47 CFR Part 2, 22(H), 24(E), 27
- ♦ FCC KDB 971168 D01 Power Meas. License Digital Systems v03r01
- ♦ FCC KDB 412172 D01 Determining ERP and EIRP v01r01
- ♦ FCC KDB 414788 D01 Radiated Test Site v01r01.

**Remark:**

1. All the test items were validated and recorded in accordance with the standards without any modification during the testing.
2. This EUT has also been tested and complied with the requirements of FCC Part 15, Subpart B, recorded in a separate test report.
3. The TAF code is not including all the FCC KDB listed without accreditation.



## 2 Test Configuration of Equipment Under Test

### 2.1 Test Mode

Antenna port conducted and radiated test items listed below are performed according to KDB 971168 D01 Power Meas. License Digital Systems v03r01 with maximum output power.

Test Items	Band	Bandwidth (MHz)						Modulation			RB #			Test Channel		
		1.4	3	5	10	15	20	QPSK	16QAM	64QAM	1	Half	Full	L	M	H
Max. Output Power	2	v	v	v	v	v	v	v	v	v	v	v	v	v	v	v
	4	v	v	v	v	v	v	v	v	v	v	v	v	v	v	v
	5	v	v	v	v	-	-	v	v	v	v	v	v	v	v	v
	7	-	-	v	v	v	v	v	v	v	v	v	v	v	v	v
	12	v	v	v	v	-	-	v	v	v	v	v	v	v	v	v
	13	-	-	v	v	-	-	v	v	v	v	v	v	v	v	v
	66	v	v	v	v	v	v	v	v	v	v	v	v	v	v	v
	71	-	-	v	v	v	v	v	v	v	v	v	v	v	v	v
E.R.P / E.I.R.P	2	v	v	v	v	v	v	v	v	v	Max. Power					
	4	v	v	v	v	v	v	v	v	v						
	5	v	v	v	v	-	-	v	v	v						
	7	-	-	v	v	v	v	v	v	v						
	12	v	v	v	v	-	-	v	v	v						
	13	-	-	v	v	-	-	v	v	v						
	66	v	v	v	v	v	v	v	v	v						
	71	-	-	v	v	v	v	v	v	v						
Radiated Spurious Emission	2			v				v			v			v	v	v
	4				v			v			v			v	v	v
	5				v	-	-	v			v			v	v	v
	7	-	-		v			v			v			v	v	v
	12				v	-	-	v			v			v	v	v
	13	-	-	v		-	-	v			v			v	v	v
	66	v						v			v			v	v	v
	71	-	-		v			v			v			v	v	v
Remark	<ol style="list-style-type: none"> <li>The mark "v" means that this configuration is chosen for testing</li> <li>The mark "-" means that this bandwidth is not supported.</li> <li>The device is investigated from 30MHz to 10 times of fundamental signal for radiated spurious emission test under different RB size/offset and modulations in exploratory test. Subsequently, only the worst case emissions are reported.</li> <li>All the radiated test cases were performed with Sample 1.</li> </ol>															

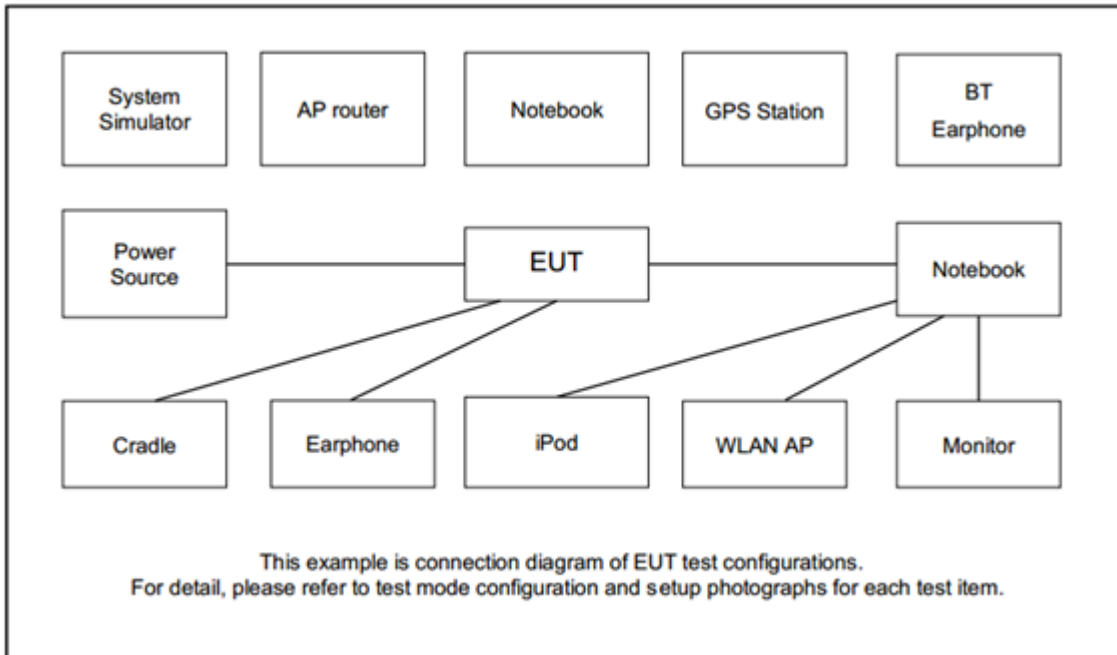


Test Items	Band	Bandwidth (MHz)					Modulation			RB #			Test Channel			
		3+5	5+3	5+10	10+5	10+10	QPSK	16QAM	64QAM	1	Half	Full	L	M	H	
Max. Output Power	5B_CA	v	v	v	v	v	v	v	v	v				v	v	v
E.R.P.	5B_CA	v	v	v	v	v	v	v	v	Max. Power						
Radiated Spurious Emission	5B_CA		v				v			v			v	v	v	
Remark	<ol style="list-style-type: none"> <li>The mark "v" means that this configuration is chosen for testing</li> <li>The mark "-" means that this bandwidth is not supported.</li> <li>The device is investigated from 30MHz to 10 times of fundamental signal for radiated spurious emission test under different RB size/offset and modulations in exploratory test. Subsequently, only the worst case emissions are reported.</li> <li>All the radiated test cases were performed with Sample 1.</li> </ol>															

Test Items	Band	Bandwidth (MHz)						Modulation			RB #			Test Channel			
		5+5	5+10	10+5	5+15	15+5	10+10	QPSK	16QAM	64QAM	1	Half	Full	L	M	H	
Max. Output Power	66B_CA	v	v	v	v	v	v	v	v	v	v				v	v	v
E.I.R.P.	66B_CA	v	v	v	v	v	v	v	v	v	Max. Power						
Radiated Spurious Emission	66B_CA		v					v			v			v	v	v	
Remark	<ol style="list-style-type: none"> <li>The mark "v" means that this configuration is chosen for testing</li> <li>The mark "-" means that this bandwidth is not supported.</li> <li>The device is investigated from 30MHz to 10 times of fundamental signal for radiated spurious emission test under different RB size/offset and modulations in exploratory test. Subsequently, only the worst case emissions are reported.</li> <li>All the radiated test cases were performed with Sample 1.</li> </ol>																

Test Items	Band	Bandwidth (MHz)										Modulation			RB #			Test Channel		
		20+20	20+15	15+20	20+10	10+20	20+5	5+20	15+15	15+10	10+15	QPSK	16QAM	64QAM	1	Half	Full	L	M	H
Max. Output Power	7C_CA	v	v	v	v	v	-	-	v	v	-	v	v	v	v			v	v	v
	66C_CA	v	v	v	v	v	v	v	v	v	v	v	v	v	v			v	v	v
E.I.R.P	7C_CA	v	v	v	v	v	-	-	v	v	-	v	v	v	Max. Power					
	66C_CA	v	v	v	v	v	v	v	v	v	v	v	v	v						
Radiated Spurious Emission	7C_CA						-	-		v	-	v			v			v	v	v
	66C_CA							v				v			v			v	v	v
Remark	<ol style="list-style-type: none"> <li>The mark "v " means that this configuration is chosen for testing</li> <li>The mark "- " means that this bandwidth is not supported.</li> <li>The device is investigated from 30MHz to 10 times of fundamental signal for radiated spurious emission test under different RB size/offset and modulations in exploratory test. Subsequently, only the worst case emissions are reported.</li> <li>All the radiated test cases were performed with Sample 1.</li> </ol>																			

## 2.2 Connection Diagram of Test System





### 2.3 Support Unit used in test configuration and system

Item	Equipment	Brand Name	Model No.	FCC ID	Data Cable	Power Cord
1.	Sharkfin Antenna	Amphenol	42862899	N/A	N/A	Unshielded, 1.8 m
2.	Metal Plate	N/A	N/A	N/A	N/A	Unshielded, 1.8 m
3.	Adapter	TePoo	PT-WC-03	N/A	N/A	N/A
4.	Teddy Jr Load Box	Continental	N/A	N/A	N/A	N/A
5.	DC Power Supply	GW Instek	SP-606	N/A	N/A	N/A
6.	System Simulator	Anritsu	MT8821C	N/A	N/A	N/A

### 2.4 Frequency List of Low/Middle/High Channels

LTE Band 2 Channel and Frequency List				
BW [MHz]	Channel/Frequency(MHz)	Lowest	Middle	Highest
20	Channel	18700	18900	19100
	Frequency	1860	1880	1900
15	Channel	18675	18900	19125
	Frequency	1857.5	1880	1902.5
10	Channel	18650	18900	19150
	Frequency	1855	1880	1905
5	Channel	18625	18900	19175
	Frequency	1852.5	1880	1907.5
3	Channel	18615	18900	19185
	Frequency	1851.5	1880	1908.5
1.4	Channel	18607	18900	19193
	Frequency	1850.7	1880	1909.3

LTE Band 4 Channel and Frequency List				
BW [MHz]	Channel/Frequency(MHz)	Lowest	Middle	Highest
20	Channel	20050	20175	20300
	Frequency	1720	1732.5	1745
15	Channel	20025	20175	20325
	Frequency	1717.5	1732.5	1747.5
10	Channel	20000	20175	20350
	Frequency	1715	1732.5	1750
5	Channel	19975	20175	20375
	Frequency	1712.5	1732.5	1752.5
3	Channel	19965	20175	20385
	Frequency	1711.5	1732.5	1753.5
1.4	Channel	19957	20175	20393
	Frequency	1710.7	1732.5	1754.3



<b>LTE Band 5 Channel and Frequency List</b>				
<b>BW [MHz]</b>	<b>Channel/Frequency(MHz)</b>	<b>Lowest</b>	<b>Middle</b>	<b>Highest</b>
10	Channel	20450	20525	20600
	Frequency	829	836.5	844
5	Channel	20425	20525	20625
	Frequency	826.5	836.5	846.5
3	Channel	20415	20525	20635
	Frequency	825.5	836.5	847.5
1.4	Channel	20407	20525	20643
	Frequency	824.7	836.5	848.3

<b>LTE Band 7 Channel and Frequency List</b>				
<b>BW [MHz]</b>	<b>Channel/Frequency(MHz)</b>	<b>Lowest</b>	<b>Middle</b>	<b>Highest</b>
20	Channel	20850	21100	21350
	Frequency	2510	2535	2560
15	Channel	20825	21100	21375
	Frequency	2507.5	2535	2562.5
10	Channel	20800	21100	21400
	Frequency	2505	2535	2565
5	Channel	20775	21100	21425
	Frequency	2502.5	2535	2567.5

<b>LTE Band 12 Channel and Frequency List</b>				
<b>BW [MHz]</b>	<b>Channel/Frequency(MHz)</b>	<b>Lowest</b>	<b>Middle</b>	<b>Highest</b>
10	Channel	23060	23095	23130
	Frequency	704	707.5	711
5	Channel	23035	23095	23155
	Frequency	701.5	707.5	713.5
3	Channel	23025	23095	23165
	Frequency	700.5	707.5	714.5
1.4	Channel	23017	23095	23173
	Frequency	699.7	707.5	715.3



LTE Band 13 Channel and Frequency List				
BW [MHz]	Channel/Frequency(MHz)	Lowest	Middle	Highest
10	Channel	-	23230	-
	Frequency	-	782	-
5	Channel	23205	23230	23255
	Frequency	779.5	782	784.5

LTE Band 66 Channel and Frequency List				
BW [MHz]	Channel/Frequency(MHz)	Lowest	Middle	Highest
20	Channel	132072	132322	132572
	Frequency	1720	1745	1770
15	Channel	132047	132322	132597
	Frequency	1717.5	1745	1772.5
10	Channel	132022	132322	132622
	Frequency	1715	1745	1775
5	Channel	131997	132322	132647
	Frequency	1712.5	1745	1777.5
3	Channel	131987	132322	132657
	Frequency	1711.5	1745	1778.5
1.4	Channel	131979	132322	132665
	Frequency	1710.7	1745	1779.3

LTE Band 71 Channel and Frequency List				
BW [MHz]	Channel/Frequency(MHz)	Lowest	Middle	Highest
20	Channel	133222	133297	133372
	Frequency	673.0	680.5	688.0
15	Channel	133197	133297	133397
	Frequency	670.5	680.5	690.5
10	Channel	133172	133297	133422
	Frequency	668.0	680.5	693.0
5	Channel	133147	133297	133447
	Frequency	665.5	680.5	695.5



LTE Band 5B Channel and Frequency List_CA					
BW [MHz]	Channel/Frequency(MHz)		Lowest	Middle	Highest
3 + 5	PCC	Channel	20416	20501	20586
		Frequency	825.6	834.1	842.6
	SCC	Channel	20455	20540	20625
		Frequency	829.5	838.0	846.5
5 + 3	PCC	Channel	20425	20510	20595
		Frequency	826.5	835.0	843.5
	SCC	Channel	20464	20549	20634
		Frequency	830.4	838.9	847.4
5 + 10	PCC	Channel	20428	20478	20528
		Frequency	826.8	831.8	836.8
	SCC	Channel	20500	20550	20600
		Frequency	834.0	839.0	844.0
10 + 5	PCC	Channel	20450	20500	20550
		Frequency	829.0	834.0	839.0
	SCC	Channel	20522	20572	20622
		Frequency	836.2	841.2	846.2
10 + 10	PCC	Channel	20450	20476	20501
		Frequency	829.0	831.6	834.1
	SCC	Channel	20549	20575	20600
		Frequency	838.9	841.5	844.0





LTE Band 7C Channel and Frequency List_CA					
BW [MHz]	Channel/Frequency(MHz)		Lowest	Middle	Highest
20 + 20	PCC	Channel	20850	21001	21152
		Frequency	2510.0	2525.1	2540.2
	SCC	Channel	21048	21199	21350
		Frequency	2529.8	2544.9	2560.0
20 + 15	PCC	Channel	20850	21026	21201
		Frequency	2510.0	2527.6	2545.1
	SCC	Channel	21021	21197	21372
		Frequency	2527.1	2544.7	2562.2
15 + 20	PCC	Channel	20828	21003	21179
		Frequency	2507.8	2525.3	2542.9
	SCC	Channel	20999	21174	21350
		Frequency	2524.9	2542.4	2560.0
20 + 10	PCC	Channel	20850	21051	21251
		Frequency	2510.0	2530.1	2550.1
	SCC	Channel	20994	21195	21395
		Frequency	2524.4	2544.5	2564.5
10 + 20	PCC	Channel	20805	21006	21206
		Frequency	2505.5	2525.6	2545.6
	SCC	Channel	20949	21150	21350
		Frequency	2519.9	2540.0	2560.0
15 + 15	PCC	Channel	20825	21025	21225
		Frequency	2507.5	2527.5	2547.5
	SCC	Channel	20975	21175	21375
		Frequency	2522.5	2542.5	2562.5
15 + 10	PCC	Channel	20825	21051	21277
		Frequency	2507.5	2530.1	2552.7
	SCC	Channel	20945	21171	21397
		Frequency	2519.5	2542.1	2564.7



LTE Band 66B Channel and Frequency List_CA					
BW [MHz]	Channel/Frequency(MHz)		Lowest	Middle	Highest
5 + 5	PCC	Channel	131997	132398	132599
		Frequency	1712.5	1752.6	1772.7
	SCC	Channel	132045	132446	132647
		Frequency	1717.3	1757.4	1777.5
5 + 10	PCC	Channel	132000	132375	132550
		Frequency	1712.8	1750.3	1767.8
	SCC	Channel	132072	132447	132622
		Frequency	1720.0	1757.5	1775.0
10 + 5	PCC	Channel	132022	132397	132572
		Frequency	1715.0	1752.5	1770.0
	SCC	Channel	132094	132469	132644
		Frequency	1722.2	1759.7	1777.2
5 + 15	PCC	Channel	132002	132353	132504
		Frequency	1713.0	1748.1	1763.2
	SCC	Channel	132095	132446	132597
		Frequency	1722.3	1757.4	1772.5
15 + 5	PCC	Channel	132047	132398	132549
		Frequency	1717.5	1752.6	1767.7
	SCC	Channel	132140	132491	132642
		Frequency	1726.8	1761.9	1777.0
10 + 10	PCC	Channel	132022	132373	132523
		Frequency	1715.0	1750.1	1765.1
	SCC	Channel	132121	132472	132622
		Frequency	1724.9	1760.0	1775.0



LTE Band 66C Channel and Frequency List_CA					
BW [MHz]	Channel/Frequency(MHz)		Lowest	Middle	Highest
10 + 15	PCC	Channel	132025	132351	132477
		Frequency	1715.3	1747.9	1760.5
	SCC	Channel	132145	132471	132597
		Frequency	1727.3	1759.9	1772.5
15 + 10	PCC	Channel	132047	132373	132499
		Frequency	1717.5	1750.1	1762.7
	SCC	Channel	132167	132493	132619
		Frequency	1729.5	1762.1	1774.7
10 + 20	PCC	Channel	132027	132328	132428
		Frequency	1715.5	1745.6	1755.6
	SCC	Channel	132171	132472	132572
		Frequency	1729.9	1760.0	1770.0
20 + 10	PCC	Channel	132072	132373	132473
		Frequency	1720.0	1750.1	1760.1
	SCC	Channel	132216	132517	132617
		Frequency	1734.4	1764.5	1774.5
15 + 15	PCC	Channel	132047	132347	132447
		Frequency	1717.5	1747.5	1757.5
	SCC	Channel	132197	132497	132597
		Frequency	1732.5	1762.5	1772.5
15 + 20	PCC	Channel	132050	132325	132401
		Frequency	1717.8	1745.3	1752.9
	SCC	Channel	132221	132496	132572
		Frequency	1734.9	1762.4	1770.0
20 + 15	PCC	Channel	132072	132348	132423
		Frequency	1720.0	1747.6	1755.1
	SCC	Channel	132243	132519	132594
		Frequency	1737.1	1764.7	1772.2
20 + 5	PCC	Channel	132072	132397	132522
		Frequency	1720.0	1752.5	1765.0
	SCC	Channel	132189	132514	132639
		Frequency	1731.7	1764.2	1776.7



LTE Band 66C Channel and Frequency List_CA					
5 + 20	PCC	Channel	132005	132330	132455
		Frequency	1713.3	1745.8	1758.3
	SCC	Channel	132122	132447	132572
		Frequency	1725.0	1757.5	1770.0
20 + 20	PCC	Channel	132072	132323	132374
		Frequency	1720.0	1745.1	1750.2
	SCC	Channel	132270	132521	132572
		Frequency	1739.8	1764.9	1770.0

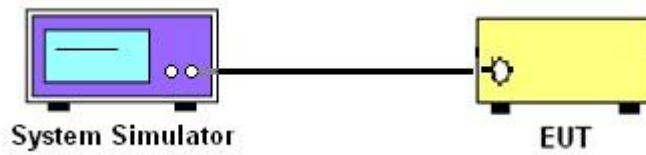
### 3 Conducted Test Items

#### 3.1 Measuring Instruments

See list of measuring instruments of this test report.

##### 3.1.1 Test Setup

##### 3.1.2 Conducted Output Power



##### 3.1.3 Test Result of Conducted Test

Please refer to Appendix A.



## 3.2 Conducted Output Power and ERP/EIRP

### 3.2.1 Description of the Conducted Output Power Measurement and ERP/EIRP Measurement

A system simulator was used to establish communication with the EUT. Its parameters were set to force the EUT transmitting at maximum output power. The measured power in the radio frequency on the transmitter output terminals shall be reported.

The ERP of mobile transmitters must not exceed 7 Watts for LTE Band 5

The ERP of mobile transmitters must not exceed 3 Watts for LTE Band 12 and Band 13 and Band 71

The EIRP of mobile transmitters must not exceed 2 Watts for LTE Band 2 and Band 7

The EIRP of mobile transmitters must not exceed 1 Watts for LTE Band 4 and Band 66

According to KDB 412172 D01 Power Approach,

$EIRP = P_T + G_T - L_C$ ,  $ERP = EIRP - 2.15$ , where

$P_T$  = transmitter output power in dBm

$G_T$  = gain of the transmitting antenna in dBi

$L_C$  = signal attenuation in the connecting cable between the transmitter and antenna in dB

### 3.2.2 Test Procedures

1. The transmitter output port was connected to the system simulator.
2. Set EUT at maximum power through the system simulator.
3. Select lowest, middle, and highest channels for each band and different modulation.
4. Measure and record the power level from the system simulator.

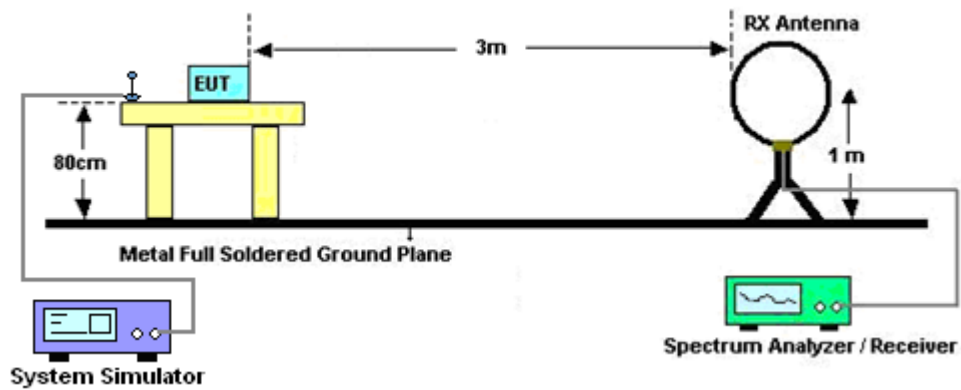
## 4 Radiated Test Items

### 4.1 Measuring Instruments

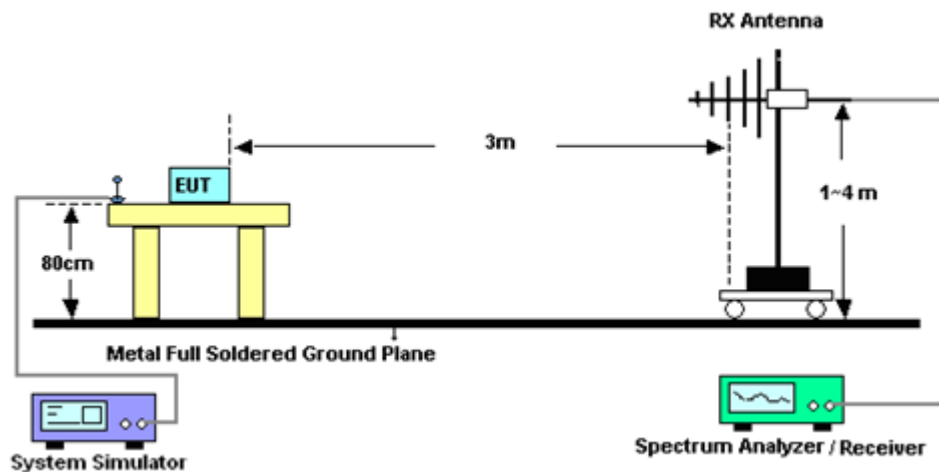
See list of measuring instruments of this test report.

#### 4.1.1 Test Setup

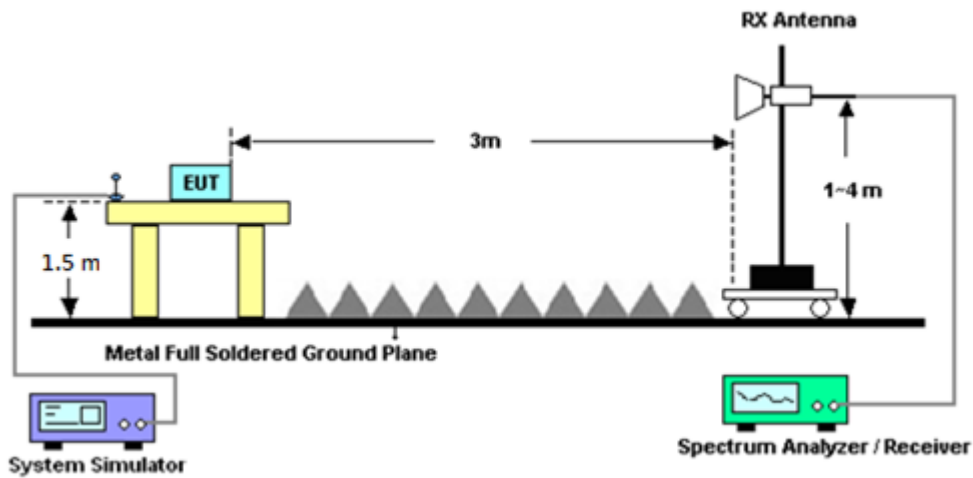
For radiated test below 30MHz



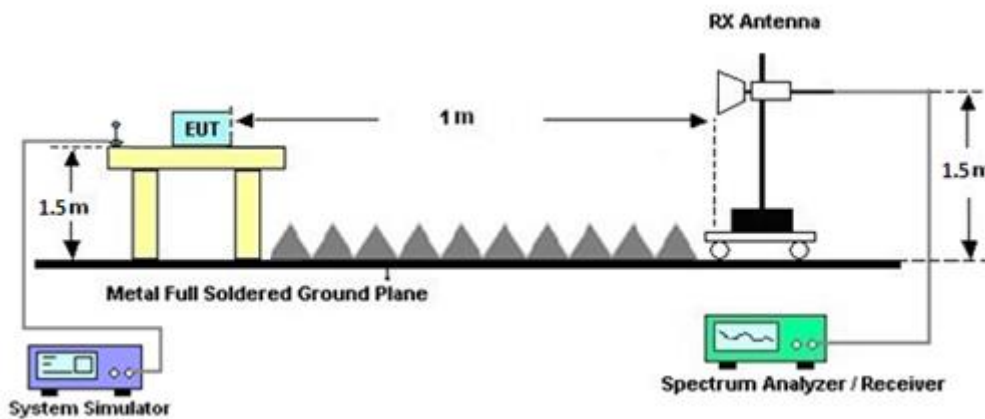
For radiated test from 30MHz to 1GHz



For radiated test from 1GHz to 18GHz



For radiated test above 18GHz



#### 4.1.2 Test Result of Radiated Test

Please refer to Appendix B.

**Note:**

The low frequency, which started from 9 kHz to 30MHz, was pre-scanned and the result which was 20dB lower than the limit line was not reported.

There is adequate comparison measurement of both open-field test site and alternative test site - semi-Anechoic chamber according to 414788 D01 Radiated Test Site v01r01, and the result came out very similar.





## 4.2 Radiated Spurious Emission Measurement

### 4.2.1 Description of Radiated Spurious Emission Measurement

The radiated spurious emission was measured by substitution method according to ANSI / TIA-603-E. The power of any emission outside of the authorized operating frequency ranges must be attenuated below the transmitter power (P) by a factor of at least  $43 + 10 \log (P)$  dB.

For LTE Band 7

The power of any emission outside of the authorized operating frequency ranges must be attenuated below the transmitter power (P) by a factor of at least  $55 + 10 \log (P)$  dB.

For LTE Band 13

For operations in the 746-758 MHz, 775-788 MHz, and 805-806 MHz bands, emissions in the band 1559-1610 MHz shall be limited to  $-70$  dBW/MHz equivalent isotropically radiated power (EIRP) for wideband signals, and  $-80$  dBW EIRP for discrete emissions of less than 700 Hz bandwidth.

The spectrum is scanned from 30 MHz up to a frequency including its 10th harmonic.

### 4.2.2 Test Procedures

The testing follows FCC KDB 971168 D01 v03r01 Section 7 and ANSI / TIA-603-E Section 2.2.12.

1. The EUT was placed on a turntable with 0.8 meter for frequency below 1GHz and 1.5 meter for frequency above 1GHz respectively above ground.
2. The EUT was set 3 meters from the receiving antenna, which was mounted on the antenna tower.
3. The table was rotated 360 degrees to determine the position of the highest spurious emission.
4. The height of the receiving antenna is varied between one meter and four meters to search the maximum spurious emission for both horizontal and vertical polarizations.
5. Make the measurement with the spectrum analyzer's RBW = 1MHz, VBW = 3MHz, taking the record of maximum spurious emission.
6. A horn antenna was substituted in place of the EUT and was driven by a signal generator.
7. Tune the output power of signal generator to the same emission level with EUT maximum spurious emission.
8. Taking the record of output power at antenna port.
9. Repeat step 7 to step 8 for another polarization.
10. The RF fundamental frequency should be excluded against the limit line in the operating frequency band.

The limit line is derived from  $43 + 10\log(P)$ dB below the transmitter power P(Watts)

For LTE Band 7

The limit line is derived from  $55 + 10\log(P)$ dB below the transmitter power P(Watts)

EIRP (dBm) = S.G. Power – Tx Cable Loss + Tx Antenna Gain

ERP (dBm) = EIRP - 2.15



## 5 List of Measuring Equipment

Instrument	Brand Name	Model No.	Serial No.	Characteristics	Calibration Date	Test Date	Due Date	Remark
Loop Antenna	Rohde & Schwarz	HFH2-Z2	100488	9 kHz~30 MHz	Sep. 20, 2022	Mar. 18, 2023~ Apr. 07, 2023	Sep. 19, 2023	Radiation (03CH12-HY)
Bilog Antenna	TESEQ	CBL 6111D & 00800N1D01N-06	37059 & 01	30MHz~1GHz	Nov. 10, 2022	Mar. 18, 2023~ Apr. 07, 2023	Nov. 09, 2023	Radiation (03CH12-HY)
Horn Antenna	SCHWARZBE CK	BBHA 9120 D	9120D-02114	1GHz~18GHz	Aug. 09, 2022	Mar. 18, 2023~ Apr. 07, 2023	Aug. 08, 2023	Radiation (03CH12-HY)
SHF-EHF Horn Antenna	SCHWARZBE CK	BBHA9170	00993	18GHz-40GHz	Nov. 24, 2022	Mar. 18, 2023~ Apr. 07, 2023	Nov. 23, 2023	Radiation (03CH12-HY)
Preamplifier	COM-POWER	PA-103A	161241	10MHz~1GHz	Oct. 03, 2022	Mar. 18, 2023~ Apr. 07, 2023	Oct. 02, 2023	Radiation (03CH12-HY)
Preamplifier	Agilent	8449B	3008A02375	1GHz~26.5GHz	May 24, 2022	Mar. 18, 2023~ Apr. 07, 2023	May 23, 2023	Radiation (03CH12-HY)
Preamplifier	E-INSTRUME NT TECH LTD.	ERA-100M-18G-5 6-01-A70	EC1900249	1GHz-18GHz	Dec. 21, 2022	Mar. 18, 2023~ Apr. 07, 2023	Dec. 20, 2023	Radiation (03CH12-HY)
Preamplifier	EMEC	EM18G40G	060715	18GHz~40GHz	Dec. 07, 2022	Mar. 18, 2023~ Apr. 07, 2023	Dec. 06, 2023	Radiation (03CH12-HY)
Spectrum Analyzer	Agilent	N9010A	MY53470118	10Hz~44GHz	Jan. 10, 2023	Mar. 18, 2023~ Apr. 07, 2023	Jan. 09, 2024	Radiation (03CH12-HY)
Filter	Wainwright	WHKX12-1080-12 00-15000-60SS	SN1	1.2GHz High Pass Filter	Mar. 14, 2023	Mar. 18, 2023~ Apr. 07, 2023	Mar. 13, 2024	Radiation (03CH12-HY)
Filter	Wainwright	WHKX12-2700-30 00-18000-60ST	SN2	3GHz High Pass Filter	Mar. 14, 2023	Mar. 18, 2023~ Apr. 07, 2023	Mar. 13, 2024	Radiation (03CH12-HY)
Filter	Wainwright	WHKX8-5872.5-6 750-18000-40ST	SN2	6.75GHz High Pass Filter	Mar. 14, 2023	Mar. 18, 2023~ Apr. 07, 2023	Mar. 13, 2024	Radiation (03CH12-HY)
RF Cable	HUBER + SUHNER	SUCOFLEX 102	803951/2	9kHz~30MHz	Mar. 07, 2023	Mar. 18, 2023~ Apr. 07, 2023	Mar. 06, 2024	Radiation (03CH12-HY)
RF Cable	HUBER + SUHNER	SUCOFLEX 126E	0058/126E	30MHz~18GHz	Dec. 20, 2022	Mar. 18, 2023~ Apr. 07, 2023	Dec. 19, 2023	Radiation (03CH12-HY)
RF Cable	HUBER + SUHNER	SUCOFLEX 102	505134/2	30MHz~40GHz	Dec. 20, 2022	Mar. 18, 2023~ Apr. 07, 2023	Dec. 19, 2023	Radiation (03CH12-HY)
RF Cable	HUBER + SUHNER	SUCOFLEX 102	803953/2	30MHz~40GHz	Dec. 20, 2022	Mar. 18, 2023~ Apr. 07, 2023	Dec. 19, 2023	Radiation (03CH12-HY)
Hygrometer	TECPEL	DTM-303B	TP210090	N/A	Oct. 03, 2022	Mar. 18, 2023~ Apr. 07, 2023	Oct. 02, 2023	Radiation (03CH12-HY)
Controller	EMEC	EM1000	N/A	Control Turn table & Ant Mast	N/A	Mar. 18, 2023~ Apr. 07, 2023	N/A	Radiation (03CH12-HY)
Antenna Mast	EMEC	AM-BS-4500-B	N/A	1m~4m	N/A	Mar. 18, 2023~ Apr. 07, 2023	N/A	Radiation (03CH12-HY)
Turn Table	EMEC	TT2000	N/A	0~360 Degree	N/A	Mar. 18, 2023~ Apr. 07, 2023	N/A	Radiation (03CH12-HY)
Software	Audix	E3 6.2009-8-24	RK-000989	N/A	N/A	Mar. 18, 2023~ Apr. 07, 2023	N/A	Radiation (03CH12-HY)



Instrument	Brand Name	Model No.	Serial No.	Characteristics	Calibration Date	Test Date	Due Date	Remark
Radio Communication Analyzer	Anritsu	MT8821C	6262025353	LTE FDD/TDD LTE-2CC DLCA/ULCA	Oct. 13, 2022	Jan. 17, 2023~ Mar. 23, 2023	Oct. 12, 2023	Conducted (TH03-HY)
Thermal Chamber	ESPEC	SH-641	92013720	-40°C ~90°C	Sep. 07, 2022	Jan. 17, 2023~ Mar. 23, 2023	Sep. 06, 2023	Conducted (TH03-HY)
DC Power Supply	GW Instek	GPP-2323	GES906037	0V~64V ; 0A~6A	Dec. 29, 2022	Jan. 17, 2023~ Mar. 23, 2023	Dec. 28, 2023	Conducted (TH03-HY)
Coupler	Warison	20dB 25W SMA Directional Coupler	#B	1-18GHz	Jan. 06, 2023	Jan. 17, 2023~ Mar. 23, 2023	Jan. 05, 2024	Conducted (TH03-HY)



## 6 Measurement Uncertainty

### Uncertainty of Radiated Emission Measurement (30 MHz ~ 1000 MHz)

Measuring Uncertainty for a Level of Confidence of 95% ( $U = 2Uc(y)$ )	3.31 dB
---	---------

### Uncertainty of Radiated Emission Measurement (1 GHz ~ 18 GHz)

Measuring Uncertainty for a Level of Confidence of 95% ( $U = 2Uc(y)$ )	3.25 dB
---	---------

### Uncertainty of Radiated Emission Measurement (18 GHz ~ 40 GHz)

Measuring Uncertainty for a Level of Confidence of 95% ( $U = 2Uc(y)$ )	3.81 dB
---	---------



## Appendix A. Test Results of Conducted Test

### Conducted Output Power(Average power & ERP/EIRP)

LTE Band 2 Maximum Average Power [dBm] (GT - LC = 3.4 dB)								
BW [MHz]	RB Size	RB Offset	Mod	Lowest	Middle	Highest	EIRP (dBm)	EIRP (W)
20	1	0	QPSK	22.44	22.37	22.38	25.84	0.3837
20	1	49		22.31	22.33	22.35		
20	1	99		22.30	22.40	22.43		
20	50	0		21.46	21.30	21.35		
20	50	24		21.51	21.47	21.54		
20	50	50		21.47	21.46	21.53		
20	100	0		21.46	21.41	21.50		
20	1	0	16-QAM	21.82	21.77	21.73	25.22	0.3327
20	1	49		21.77	21.74	21.70		
20	1	99		21.74	21.77	21.75		
20	50	0		20.46	20.32	20.40		
20	50	24		20.54	20.49	20.56		
20	50	50		20.49	20.48	20.56		
20	100	0		20.47	20.43	20.51		
20	1	0	64-QAM	20.78	20.57	20.62	24.18	0.2618
20	1	49		20.69	20.64	20.64		
20	1	99		20.70	20.69	20.68		
20	50	0		19.50	19.32	19.41		
20	50	24		19.55	19.52	19.59		
20	50	50		19.49	19.48	19.57		
20	100	0		19.49	19.43	19.52		
Limit	EIRP < 2W			Result			Pass	



LTE Band 2 Maximum Average Power [dBm] (GT - LC = 3.4 dB)								
BW [MHz]	RB Size	RB Offset	Mod	Lowest	Middle	Highest	EIRP (dBm)	EIRP (W)
15	1	0	QPSK	22.35	22.29	22.22	25.83	0.3828
15	1	37		22.18	22.16	22.34		
15	1	74		22.28	22.36	22.43		
15	36	0		21.41	21.14	21.34		
15	36	20		21.39	21.37	21.48		
15	36	39		21.40	21.45	21.35		
15	75	0		21.31	21.31	21.47		
15	1	0	16-QAM	21.79	21.70	21.61	25.19	0.3304
15	1	37		21.67	21.65	21.63		
15	1	74		21.57	21.58	21.65		
15	36	0		20.36	20.12	20.25		
15	36	20		20.45	20.41	20.54		
15	36	39		20.48	20.29	20.49		
15	75	0		20.41	20.30	20.34		
15	1	0	64-QAM	20.70	20.37	20.60	24.10	0.2570
15	1	37		20.53	20.61	20.45		
15	1	74		20.62	20.55	20.67		
15	36	0		19.35	19.19	19.23		
15	36	20		19.37	19.42	19.46		
15	36	39		19.39	19.46	19.39		
15	75	0		19.46	19.36	19.33		
Limit	EIRP < 2W			Result			Pass	



LTE Band 2 Maximum Average Power [dBm] (GT - LC = 3.4 dB)								
BW [MHz]	RB Size	RB Offset	Mod	Lowest	Middle	Highest	EIRP (dBm)	EIRP (W)
10	1	0	QPSK	22.31	22.23	22.19	25.82	0.3819
10	1	25		22.19	22.16	22.28		
10	1	49		22.16	22.33	22.42		
10	25	0		21.28	21.14	21.22		
10	25	12		21.34	21.46	21.35		
10	25	25		21.32	21.35	21.37		
10	50	0		21.29	21.26	21.39		
10	1	0	16-QAM	21.62	21.64	21.69	25.14	0.3266
10	1	25		21.74	21.54	21.58		
10	1	49		21.61	21.64	21.70		
10	25	0		20.32	20.15	20.36		
10	25	12		20.45	20.35	20.55		
10	25	25		20.31	20.45	20.36		
10	50	0		20.30	20.23	20.33		
10	1	0	64-QAM	20.71	20.51	20.52	24.11	0.2576
10	1	25		20.53	20.57	20.56		
10	1	49		20.69	20.60	20.64		
10	25	0		19.31	19.15	19.31		
10	25	12		19.36	19.44	19.41		
10	25	25		19.47	19.33	19.38		
10	50	0		19.30	19.32	19.36		
Limit	EIRP < 2W			Result			Pass	



LTE Band 2 Maximum Average Power [dBm] (GT - LC = 3.4 dB)								
BW [MHz]	RB Size	RB Offset	Mod	Lowest	Middle	Highest	EIRP (dBm)	EIRP (W)
5	1	0	QPSK	22.41	22.23	22.22	25.81	0.3811
5	1	12		22.13	22.29	22.19		
5	1	24		22.29	22.32	22.29		
5	12	0		21.44	21.15	21.18		
5	12	7		21.45	21.30	21.36		
5	12	13		21.46	21.36	21.38		
5	25	0		21.39	21.23	21.32		
5	1	0	16-QAM	21.81	21.75	21.69	25.21	0.3319
5	1	12		21.58	21.59	21.56		
5	1	24		21.68	21.77	21.58		
5	12	0		20.37	20.12	20.22		
5	12	7		20.34	20.39	20.44		
5	12	13		20.36	20.29	20.36		
5	25	0		20.44	20.30	20.49		
5	1	0	64-QAM	20.69	20.48	20.47	24.09	0.2564
5	1	12		20.62	20.44	20.47		
5	1	24		20.53	20.60	20.55		
5	12	0		19.45	19.16	19.28		
5	12	7		19.35	19.47	19.58		
5	12	13		19.39	19.39	19.51		
5	25	0		19.36	19.28	19.45		
Limit	EIRP < 2W			Result			Pass	





LTE Band 2 Maximum Average Power [dBm] (GT - LC = 3.4 dB)								
BW [MHz]	RB Size	RB Offset	Mod	Lowest	Middle	Highest	EIRP (dBm)	EIRP (W)
3	1	0	QPSK	22.28	22.26	22.18	25.72	0.3733
3	1	8		22.12	22.30	22.23		
3	1	14		22.21	22.32	22.26		
3	8	0		21.33	21.30	21.30		
3	8	4		21.38	21.31	21.51		
3	8	7		21.34	21.36	21.35		
3	15	0		21.43	21.37	21.39		
3	1	0	16-QAM	21.68	21.73	21.57	25.13	0.3258
3	1	8		21.59	21.62	21.64		
3	1	14		21.70	21.58	21.68		
3	8	0		20.42	20.32	20.30		
3	8	4		20.34	20.34	20.38		
3	8	7		20.35	20.37	20.44		
3	15	0		20.39	20.23	20.39		
3	1	0	64-QAM	20.62	20.52	20.59	24.08	0.2559
3	1	8		20.64	20.63	20.45		
3	1	14		20.67	20.68	20.68		
3	8	0		19.30	19.14	19.21		
3	8	4		19.43	19.41	19.48		
3	8	7		19.32	19.39	19.48		
3	15	0		19.49	19.29	19.45		
Limit	EIRP < 2W			Result			Pass	



LTE Band 2 Maximum Average Power [dBm] (GT - LC = 3.4 dB)								
BW [MHz]	RB Size	RB Offset	Mod	Lowest	Middle	Highest	EIRP (dBm)	EIRP (W)
1.4	1	0	QPSK	22.42	22.33	22.33	25.82	0.3819
1.4	1	3		22.29	22.19	22.24		
1.4	1	5		22.12	22.32	22.24		
1.4	3	0		22.30	22.28	22.36		
1.4	3	1		22.16	22.23	22.33		
1.4	3	3		22.22	22.21	22.24		
1.4	6	0		21.46	21.40	21.33		
1.4	1	0	16-QAM	21.65	21.63	21.61	25.15	0.3273
1.4	1	3		21.75	21.55	21.60		
1.4	1	5		21.63	21.57	21.62		
1.4	3	0		21.44	21.23	21.42		
1.4	3	1		21.68	21.71	21.66		
1.4	3	3		21.74	21.60	21.54		
1.4	6	0		20.43	20.41	20.46		
1.4	1	0	64-QAM	20.68	20.46	20.47	24.10	0.2570
1.4	1	3		20.57	20.59	20.45		
1.4	1	5		20.70	20.67	20.64		
1.4	3	0		20.43	20.31	20.26		
1.4	3	1		20.45	20.40	20.44		
1.4	3	3		20.42	20.42	20.53		
1.4	6	0		19.46	19.24	19.33		
Limit	EIRP < 2W			Result			Pass	



LTE Band 4 Maximum Average Power [dBm] (GT - LC = -0.4 dB)								
BW [MHz]	RB Size	RB Offset	Mod	Lowest	Middle	Highest	EIRP (dBm)	EIRP (W)
20	1	0	QPSK	22.32	22.43	22.42	22.21	0.1663
20	1	49		22.59	22.61	22.60		
20	1	99		22.40	22.33	22.32		
20	50	0		21.62	21.62	21.63		
20	50	24		21.76	21.67	21.69		
20	50	50		21.66	21.69	21.67		
20	100	0		21.68	21.60	21.59		
20	1	0	16-QAM	21.64	21.75	21.73	21.57	0.1435
20	1	49		21.97	21.97	21.95		
20	1	99		21.76	21.65	21.69		
20	50	0		20.61	20.66	20.64		
20	50	24		20.78	20.72	20.70		
20	50	50		20.71	20.70	20.69		
20	100	0		20.68	20.62	20.61		
20	1	0	64-QAM	20.56	20.63	20.59	20.46	0.1112
20	1	49		20.85	20.86	20.84		
20	1	99		20.64	20.57	20.61		
20	50	0		19.66	19.68	19.64		
20	50	24		19.79	19.73	19.73		
20	50	50		19.72	19.72	19.70		
20	100	0		19.71	19.65	19.63		
Limit	EIRP < 1W			Result			Pass	



LTE Band 4 Maximum Average Power [dBm] (GT - LC = -0.4 dB)								
BW [MHz]	RB Size	RB Offset	Mod	Lowest	Middle	Highest	EIRP (dBm)	EIRP (W)
15	1	0	QPSK	22.27	22.26	22.35	22.14	0.1637
15	1	37		22.42	22.44	22.54		
15	1	74		22.38	22.32	22.14		
15	36	0		21.57	21.44	21.63		
15	36	20		21.61	21.52	21.50		
15	36	39		21.57	21.52	21.54		
15	75	0		21.58	21.43	21.47		
15	1	0	16-QAM	21.57	21.74	21.56	21.54	0.1426
15	1	37		21.81	21.94	21.83		
15	1	74		21.57	21.47	21.67		
15	36	0		20.46	20.63	20.60		
15	36	20		20.58	20.56	20.68		
15	36	39		20.65	20.66	20.56		
15	75	0		20.64	20.49	20.50		
15	1	0	64-QAM	20.36	20.56	20.46	20.36	0.1086
15	1	37		20.76	20.68	20.75		
15	1	74		20.53	20.44	20.53		
15	36	0		19.47	19.48	19.44		
15	36	20		19.63	19.61	19.61		
15	36	39		19.60	19.66	19.60		
15	75	0		19.68	19.57	19.57		
Limit	EIRP < 1W			Result			Pass	



LTE Band 4 Maximum Average Power [dBm] (GT - LC = -0.4 dB)								
BW [MHz]	RB Size	RB Offset	Mod	Lowest	Middle	Highest	EIRP (dBm)	EIRP (W)
10	1	0	QPSK	22.18	22.41	22.38	22.13	0.1633
10	1	25		22.52	22.53	22.46		
10	1	49		22.30	22.27	22.15		
10	25	0		21.43	21.51	21.43		
10	25	12		21.76	21.65	21.69		
10	25	25		21.48	21.58	21.53		
10	50	0		21.50	21.59	21.41		
10	1	0	16-QAM	21.49	21.71	21.53	21.50	0.1413
10	1	25		21.77	21.78	21.90		
10	1	49		21.69	21.55	21.52		
10	25	0		20.46	20.52	20.44		
10	25	12		20.68	20.70	20.61		
10	25	25		20.60	20.55	20.57		
10	50	0		20.62	20.43	20.59		
10	1	0	64-QAM	20.37	20.45	20.48	20.37	0.1089
10	1	25		20.73	20.77	20.65		
10	1	49		20.60	20.39	20.45		
10	25	0		19.47	19.49	19.61		
10	25	12		19.69	19.67	19.63		
10	25	25		19.57	19.56	19.52		
10	50	0		19.57	19.59	19.46		
Limit	EIRP < 1W			Result			Pass	



LTE Band 4 Maximum Average Power [dBm] (GT - LC = -0.4 dB)								
BW [MHz]	RB Size	RB Offset	Mod	Lowest	Middle	Highest	EIRP (dBm)	EIRP (W)
5	1	0	QPSK	22.18	22.41	22.34	22.19	0.1656
5	1	12		22.50	22.59	22.55		
5	1	24		22.25	22.16	22.24		
5	12	0		21.43	21.46	21.49		
5	12	7		21.60	21.57	21.57		
5	12	13		21.46	21.67	21.56		
5	25	0		21.56	21.50	21.47		
5	1	0	16-QAM	21.52	21.59	21.68	21.56	0.1432
5	1	12		21.96	21.84	21.87		
5	1	24		21.70	21.56	21.49		
5	12	0		20.45	20.48	20.50		
5	12	7		20.60	20.65	20.66		
5	12	13		20.55	20.54	20.59		
5	25	0		20.53	20.49	20.49		
5	1	0	64-QAM	20.46	20.55	20.46	20.41	0.1099
5	1	12		20.78	20.81	20.65		
5	1	24		20.58	20.49	20.44		
5	12	0		19.52	19.63	19.59		
5	12	7		19.64	19.60	19.70		
5	12	13		19.54	19.71	19.57		
5	25	0		19.52	19.65	19.56		
Limit	EIRP < 1W			Result			Pass	



LTE Band 4 Maximum Average Power [dBm] (GT - LC = -0.4 dB)								
BW [MHz]	RB Size	RB Offset	Mod	Lowest	Middle	Highest	EIRP (dBm)	EIRP (W)
3	1	0	QPSK	22.22	22.40	22.26	22.20	0.1660
3	1	8		22.55	22.50	22.60		
3	1	14		22.37	22.21	22.27		
3	8	0		21.59	21.60	21.43		
3	8	4		21.57	21.58	21.59		
3	8	7		21.55	21.54	21.49		
3	15	0		21.68	21.44	21.41		
3	1	0	16-QAM	21.50	21.73	21.64	21.53	0.1422
3	1	8		21.93	21.93	21.91		
3	1	14		21.66	21.46	21.51		
3	8	0		20.45	20.46	20.56		
3	8	4		20.76	20.69	20.50		
3	8	7		20.58	20.66	20.49		
3	15	0		20.50	20.56	20.55		
3	1	0	64-QAM	20.36	20.52	20.50	20.37	0.1089
3	1	8		20.72	20.66	20.77		
3	1	14		20.48	20.45	20.59		
3	8	0		19.63	19.52	19.44		
3	8	4		19.78	19.58	19.57		
3	8	7		19.69	19.53	19.51		
3	15	0		19.69	19.55	19.51		
Limit	EIRP < 1W			Result			Pass	



LTE Band 4 Maximum Average Power [dBm] (GT - LC = -0.4 dB)								
BW [MHz]	RB Size	RB Offset	Mod	Lowest	Middle	Highest	EIRP (dBm)	EIRP (W)
1.4	1	0	QPSK	22.32	22.28	22.41	22.17	0.1648
1.4	1	3		22.49	22.54	22.55		
1.4	1	5		22.39	22.19	22.19		
1.4	3	0		22.19	22.28	22.35		
1.4	3	1		22.57	22.56	22.51		
1.4	3	3		22.31	22.25	22.31		
1.4	6	0		21.68	21.54	21.54		
1.4	1	0	16-QAM	21.64	21.68	21.58	21.52	0.1419
1.4	1	3		21.86	21.92	21.77		
1.4	1	5		21.57	21.52	21.52		
1.4	3	0		21.53	21.50	21.59		
1.4	3	1		21.57	21.56	21.47		
1.4	3	3		21.55	21.71	21.69		
1.4	6	0		20.59	20.42	20.49		
1.4	1	0	64-QAM	20.55	20.59	20.51	20.46	0.1112
1.4	1	3		20.82	20.86	20.84		
1.4	1	5		20.60	20.49	20.45		
1.4	3	0		20.39	20.46	20.51		
1.4	3	1		20.82	20.71	20.82		
1.4	3	3		20.64	20.54	20.41		
1.4	6	0		19.70	19.49	19.49		
Limit	EIRP < 1W			Result			Pass	





LTE Band 5 Maximum Average Power [dBm] (GT - LC = 1.2 dB)								
BW [MHz]	RB Size	RB Offset	Mod	Lowest	Middle	Highest	ERP (dBm)	ERP (W)
10	1	0	QPSK	22.70	22.81	22.72	21.86	0.1535
10	1	25		22.66	22.76	22.58		
10	1	49		22.62	22.74	22.70		
10	25	0		21.77	21.84	21.68		
10	25	12		21.74	21.82	21.67		
10	25	25		21.83	21.89	21.70		
10	50	0		21.66	21.75	21.70		
10	1	0	16-QAM	22.10	22.11	21.93	21.25	0.1334
10	1	25		22.05	22.15	22.06		
10	1	49		22.12	22.20	22.06		
10	25	0		20.62	20.82	20.62		
10	25	12		20.74	20.83	20.67		
10	25	25		20.80	20.91	20.82		
10	50	0		20.55	20.74	20.57		
10	1	0	64-QAM	20.89	20.95	20.94	20.11	0.1026
10	1	25		21.03	21.06	20.87		
10	1	49		20.70	20.89	20.74		
10	25	0		19.78	19.85	19.85		
10	25	12		19.78	19.90	19.84		
10	25	25		19.76	19.92	19.85		
10	50	0		19.64	19.80	19.62		
Limit	ERP < 7W			Result			Pass	



LTE Band 5 Maximum Average Power [dBm] (GT - LC = 1.2 dB)								
BW [MHz]	RB Size	RB Offset	Mod	Lowest	Middle	Highest	ERP (dBm)	ERP (W)
5	1	0	QPSK	22.55	22.70	22.63	21.75	0.1496
5	1	12		22.61	22.69	22.49		
5	1	24		22.42	22.65	22.66		
5	12	0		21.74	21.71	21.59		
5	12	7		21.57	21.66	21.47		
5	12	13		21.75	21.82	21.62		
5	25	0		21.62	21.70	21.61		
5	1	0	16-QAM	22.09	21.91	21.80	21.14	0.1300
5	1	12		21.90	21.98	21.89		
5	1	24		21.99	22.04	21.93		
5	12	0		20.50	20.67	20.55		
5	12	7		20.69	20.83	20.60		
5	12	13		20.63	20.78	20.63		
5	25	0		20.39	20.65	20.38		
5	1	0	64-QAM	20.69	20.81	20.81	20.10	0.1023
5	1	12		20.99	21.05	20.71		
5	1	24		20.65	20.83	20.64		
5	12	0		19.78	19.79	19.73		
5	12	7		19.63	19.80	19.84		
5	12	13		19.56	19.73	19.69		
5	25	0		19.62	19.63	19.46		
Limit	ERP < 7W			Result			Pass	



LTE Band 5 Maximum Average Power [dBm] (GT - LC = 1.2 dB)								
BW [MHz]	RB Size	RB Offset	Mod	Lowest	Middle	Highest	ERP (dBm)	ERP (W)
3	1	0	QPSK	22.65	22.73	22.62	21.78	0.1507
3	1	8		22.63	22.67	22.48		
3	1	14		22.59	22.72	22.54		
3	8	0		21.65	21.74	21.66		
3	8	4		21.73	21.72	21.47		
3	8	7		21.76	21.81	21.55		
3	15	0		21.64	21.63	21.67		
3	1	0	16-QAM	21.92	22.06	21.92	21.16	0.1306
3	1	8		21.93	22.11	21.91		
3	1	14		21.95	22.06	22.05		
3	8	0		20.45	20.80	20.62		
3	8	4		20.65	20.67	20.62		
3	8	7		20.70	20.76	20.67		
3	15	0		20.41	20.67	20.38		
3	1	0	64-QAM	20.77	20.76	20.81	20.02	0.1005
3	1	8		20.84	20.97	20.79		
3	1	14		20.51	20.79	20.55		
3	8	0		19.76	19.81	19.72		
3	8	4		19.69	19.82	19.71		
3	8	7		19.67	19.72	19.80		
3	15	0		19.52	19.63	19.61		
Limit	ERP < 7W			Result			Pass	



LTE Band 5 Maximum Average Power [dBm] (GT - LC = 1.2 dB)								
BW [MHz]	RB Size	RB Offset	Mod	Lowest	Middle	Highest	ERP (dBm)	ERP (W)
1.4	1	0	QPSK	22.63	22.64	22.63	21.84	0.1528
1.4	1	3		22.50	22.59	22.41		
1.4	1	5		22.50	22.79	22.50		
1.4	3	0		22.69	22.55	22.58		
1.4	3	1		22.60	22.74	22.58		
1.4	3	3		22.51	22.67	22.51		
1.4	6	0		21.48	21.60	21.70		
1.4	1	0	16-QAM	21.98	21.96	21.80	21.15	0.1303
1.4	1	3		22.04	22.10	22.06		
1.4	1	5		22.10	22.09	21.93		
1.4	3	0		21.76	21.67	21.64		
1.4	3	1		21.56	21.76	21.54		
1.4	3	3		21.82	21.81	21.66		
1.4	6	0		20.52	20.57	20.44		
1.4	1	0	64-QAM	20.74	20.77	20.80	19.95	0.0989
1.4	1	3		20.83	20.88	20.85		
1.4	1	5		20.62	20.70	20.65		
1.4	3	0		20.66	20.82	20.64		
1.4	3	1		20.60	20.90	20.82		
1.4	3	3		20.50	20.54	20.37		
1.4	6	0		19.46	19.65	19.62		
Limit	ERP < 7W			Result			Pass	



LTE Band 7 Maximum Average Power [dBm] (GT - LC = 3.8 dB)								
BW [MHz]	RB Size	RB Offset	Mod	Lowest	Middle	Highest	EIRP (dBm)	EIRP (W)
20	1	0	QPSK	22.42	22.23	22.32	26.32	0.4285
20	1	49		22.43	22.20	22.37		
20	1	99		22.47	22.38	22.52		
20	50	0		21.44	21.29	21.39		
20	50	24		21.55	21.35	21.56		
20	50	50		21.45	21.29	21.47		
20	100	0		21.50	21.30	21.46		
20	1	0	16-QAM	21.80	21.61	21.63	25.66	0.3681
20	1	49		21.77	21.55	21.73		
20	1	99		21.80	21.79	21.86		
20	50	0		20.45	20.30	20.43		
20	50	24		20.57	20.36	20.56		
20	50	50		20.46	20.30	20.47		
20	100	0		20.50	20.31	20.47		
20	1	0	64-QAM	21.69	20.45	20.47	25.49	0.3540
20	1	49		21.60	20.41	20.63		
20	1	99		21.69	20.54	20.80		
20	50	0		20.44	19.33	19.42		
20	50	24		20.58	19.40	19.56		
20	50	50		20.46	19.33	19.47		
20	100	0		20.49	19.32	19.48		
Limit	EIRP < 2W			Result			Pass	



LTE Band 7 Maximum Average Power [dBm] (GT - LC = 3.8 dB)								
BW [MHz]	RB Size	RB Offset	Mod	Lowest	Middle	Highest	EIRP (dBm)	EIRP (W)
15	1	0	QPSK	22.38	22.09	22.26	26.20	0.4169
15	1	37		22.39	22.19	22.26		
15	1	74		22.40	22.21	22.34		
15	36	0		21.38	21.13	21.36		
15	36	20		21.52	21.19	21.51		
15	36	39		21.30	21.25	21.39		
15	75	0		21.45	21.11	21.33		
15	1	0	16-QAM	21.71	21.52	21.51	25.65	0.3673
15	1	37		21.57	21.48	21.68		
15	1	74		21.70	21.65	21.85		
15	36	0		20.30	20.21	20.31		
15	36	20		20.42	20.36	20.55		
15	36	39		20.29	20.26	20.34		
15	75	0		20.40	20.20	20.33		
15	1	0	64-QAM	21.50	20.35	20.47	25.45	0.3508
15	1	37		21.52	20.28	20.53		
15	1	74		21.65	20.50	20.75		
15	36	0		20.33	19.16	19.38		
15	36	20		20.54	19.37	19.40		
15	36	39		20.35	19.27	19.34		
15	75	0		20.47	19.21	19.30		
Limit	EIRP < 2W			Result			Pass	



LTE Band 7 Maximum Average Power [dBm] (GT - LC = 3.8 dB)								
BW [MHz]	RB Size	RB Offset	Mod	Lowest	Middle	Highest	EIRP (dBm)	EIRP (W)
10	1	0	QPSK	22.40	22.15	22.18	26.25	0.4217
10	1	25		22.36	22.02	22.33		
10	1	49		22.45	22.27	22.33		
10	25	0		21.41	21.10	21.22		
10	25	12		21.47	21.17	21.55		
10	25	25		21.35	21.21	21.45		
10	50	0		21.50	21.24	21.28		
10	1	0	16-QAM	21.76	21.55	21.57	25.56	0.3597
10	1	25		21.61	21.42	21.70		
10	1	49		21.74	21.71	21.73		
10	25	0		20.44	20.16	20.36		
10	25	12		20.40	20.24	20.37		
10	25	25		20.29	20.24	20.43		
10	50	0		20.31	20.27	20.45		
10	1	0	64-QAM	21.61	20.28	20.42	25.41	0.3475
10	1	25		21.56	20.39	20.48		
10	1	49		21.57	20.49	20.71		
10	25	0		20.32	19.13	19.23		
10	25	12		20.38	19.28	19.50		
10	25	25		20.34	19.20	19.37		
10	50	0		20.38	19.29	19.30		
Limit	EIRP < 2W			Result			Pass	



LTE Band 7 Maximum Average Power [dBm] (GT - LC = 3.8 dB)								
BW [MHz]	RB Size	RB Offset	Mod	Lowest	Middle	Highest	EIRP (dBm)	EIRP (W)
5	1	0	QPSK	22.40	22.04	22.15	26.25	0.4217
5	1	12		22.27	22.06	22.19		
5	1	24		22.45	22.19	22.39		
5	12	0		21.25	21.24	21.38		
5	12	7		21.39	21.25	21.44		
5	12	13		21.25	21.22	21.46		
5	25	0		21.34	21.21	21.42		
5	1	0	16-QAM	21.77	21.56	21.47	25.57	0.3606
5	1	12		21.75	21.40	21.65		
5	1	24		21.67	21.67	21.70		
5	12	0		20.28	20.15	20.42		
5	12	7		20.39	20.24	20.51		
5	12	13		20.43	20.14	20.36		
5	25	0		20.38	20.21	20.36		
5	1	0	64-QAM	21.57	20.25	20.32	25.48	0.3532
5	1	12		21.44	20.37	20.55		
5	1	24		21.68	20.51	20.73		
5	12	0		20.27	19.23	19.26		
5	12	7		20.46	19.38	19.48		
5	12	13		20.33	19.23	19.45		
5	25	0		20.40	19.13	19.47		
Limit	EIRP < 2W			Result			Pass	





LTE Band 12 Maximum Average Power [dBm] (GT - LC = 0.6 dB)								
BW [MHz]	RB Size	RB Offset	Mod	Lowest	Middle	Highest	ERP (dBm)	ERP (W)
10	1	0	QPSK	22.94	22.76	22.81	21.39	0.1377
10	1	25		22.75	22.82	22.75		
10	1	49		22.76	22.87	22.78		
10	25	0		21.77	21.84	21.80		
10	25	12		21.97	21.92	21.97		
10	25	25		21.92	21.96	21.91		
10	50	0		21.91	21.88	21.81		
10	1	0	16-QAM	22.11	22.14	22.15	20.75	0.1189
10	1	25		22.16	22.22	22.15		
10	1	49		22.30	22.23	22.15		
10	25	0		20.81	20.84	20.82		
10	25	12		21.00	20.96	20.97		
10	25	25		20.95	20.93	20.90		
10	50	0		20.95	20.89	20.82		
10	1	0	64-QAM	20.98	20.98	21.05	19.63	0.0918
10	1	25		21.10	21.15	21.09		
10	1	49		21.18	21.13	21.03		
10	25	0		19.84	19.86	19.82		
10	25	12		20.03	19.97	20.02		
10	25	25		19.97	19.98	19.92		
10	50	0		19.97	19.90	19.82		
Limit	ERP < 3W			Result			Pass	



LTE Band 12 Maximum Average Power [dBm] (GT - LC = 0.6 dB)								
BW [MHz]	RB Size	RB Offset	Mod	Lowest	Middle	Highest	ERP (dBm)	ERP (W)
5	1	0	QPSK	22.76	22.56	22.71	21.21	0.1321
5	1	12		22.56	22.72	22.73		
5	1	24		22.57	22.68	22.63		
5	12	0		21.74	21.79	21.64		
5	12	7		21.83	21.79	21.95		
5	12	13		21.91	21.87	21.75		
5	25	0		21.83	21.87	21.69		
5	1	0	16-QAM	21.93	21.98	22.06	20.62	0.1153
5	1	12		22.05	22.16	22.12		
5	1	24		22.17	22.15	22.07		
5	12	0		20.61	20.77	20.77		
5	12	7		20.93	20.94	20.90		
5	12	13		20.75	20.87	20.73		
5	25	0		20.92	20.78	20.68		
5	1	0	64-QAM	20.89	20.79	20.89	19.57	0.0906
5	1	12		21.04	21.12	20.92		
5	1	24		21.05	21.09	20.93		
5	12	0		19.81	19.67	19.79		
5	12	7		19.93	19.88	19.87		
5	12	13		19.94	19.80	19.84		
5	25	0		19.94	19.90	19.63		
Limit	ERP < 3W			Result			Pass	



LTE Band 12 Maximum Average Power [dBm] (GT - LC = 0.6 dB)								
BW [MHz]	RB Size	RB Offset	Mod	Lowest	Middle	Highest	ERP (dBm)	ERP (W)
3	1	0	QPSK	22.82	22.67	22.61	21.28	0.1343
3	1	8		22.64	22.73	22.70		
3	1	14		22.73	22.83	22.68		
3	8	0		21.77	21.76	21.68		
3	8	4		21.82	21.84	21.89		
3	8	7		21.73	21.80	21.88		
3	15	0		21.84	21.68	21.63		
3	1	0	16-QAM	21.94	21.99	21.95	20.74	0.1186
3	1	8		22.09	22.12	22.07		
3	1	14		22.29	22.16	22.10		
3	8	0		20.74	20.64	20.62		
3	8	4		20.93	20.90	20.85		
3	8	7		20.81	20.74	20.70		
3	15	0		20.89	20.74	20.73		
3	1	0	64-QAM	20.90	20.98	21.05	19.54	0.0899
3	1	8		21.08	21.02	20.94		
3	1	14		21.09	20.99	20.88		
3	8	0		19.70	19.85	19.73		
3	8	4		19.83	19.96	19.84		
3	8	7		19.95	19.78	19.84		
3	15	0		19.77	19.75	19.62		
Limit	ERP < 3W			Result			Pass	



LTE Band 12 Maximum Average Power [dBm] (GT - LC = 0.6 dB)								
BW [MHz]	RB Size	RB Offset	Mod	Lowest	Middle	Highest	ERP (dBm)	ERP (W)
1.4	1	0	QPSK	22.77	22.76	22.70	21.34	0.1361
1.4	1	3		22.63	22.65	22.66		
1.4	1	5		22.76	22.70	22.73		
1.4	3	0		22.89	22.63	22.79		
1.4	3	1		22.75	22.67	22.55		
1.4	3	3		22.68	22.80	22.66		
1.4	6	0		21.75	21.78	21.71		
1.4	1	0	16-QAM	21.97	22.02	22.07	20.72	0.1180
1.4	1	3		22.05	22.12	21.95		
1.4	1	5		22.27	22.20	22.07		
1.4	3	0		21.61	21.81	21.63		
1.4	3	1		21.90	21.73	21.86		
1.4	3	3		21.82	21.95	21.87		
1.4	6	0		20.85	20.82	20.67		
1.4	1	0	64-QAM	20.83	20.85	20.87	19.49	0.0889
1.4	1	3		20.91	20.95	21.01		
1.4	1	5		21.00	21.04	20.90		
1.4	3	0		20.72	20.76	20.80		
1.4	3	1		20.83	20.92	20.87		
1.4	3	3		20.84	20.85	20.86		
1.4	6	0		19.83	19.84	19.82		
Limit	ERP < 3W			Result			Pass	



LTE Band 13 Maximum Average Power [dBm] (GT - LC = 0.4 dB)								
BW [MHz]	RB Size	RB Offset	Mod	Lowest	Middle	Highest	ERP (dBm)	ERP (W)
10	1	0	QPSK		22.97		21.22	0.1324
10	1	25			22.92			
10	1	49			22.91			
10	25	0			22.01			
10	25	12			22.02			
10	25	25			22.05			
10	50	0			21.97			
10	1	0	16-QAM	-	22.32	-	20.58	0.1143
10	1	25			22.33			
10	1	49			22.28			
10	25	0			21.02			
10	25	12			21.02			
10	25	25			21.03			
10	50	0			20.97			
10	1	0	64-QAM		21.10		19.52	0.0895
10	1	25			21.27			
10	1	49			21.23			
10	25	0			20.04			
10	25	12			20.05			
10	25	25			20.08			
10	50	0			19.98			
Limit	ERP < 3W			Result			Pass	



LTE Band 13 Maximum Average Power [dBm] (GT - LC = 0.4 dB)								
BW [MHz]	RB Size	RB Offset	Mod	Lowest	Middle	Highest	ERP (dBm)	ERP (W)
5	1	0	QPSK	22.64	22.80	22.73	21.15	0.1303
5	1	12		22.63	22.86	22.60		
5	1	24		22.57	22.90	22.72		
5	12	0		21.75	22.01	21.87		
5	12	7		21.91	21.89	21.83		
5	12	13		21.94	22.04	21.85		
5	25	0		21.71	21.82	21.89		
5	1	0	16-QAM	22.01	22.16	22.11	20.45	0.1109
5	1	12		22.11	22.19	22.18		
5	1	24		22.02	22.20	22.07		
5	12	0		20.92	20.89	20.85		
5	12	7		20.99	20.86	20.82		
5	12	13		20.69	20.84	20.78		
5	25	0		20.70	20.93	20.76		
5	1	0	64-QAM	20.90	20.99	20.93	19.49	0.0889
5	1	12		21.15	21.24	21.04		
5	1	24		21.03	21.07	21.04		
5	12	0		19.69	19.93	19.89		
5	12	7		19.80	19.92	19.85		
5	12	13		19.93	20.01	19.81		
5	25	0		19.82	19.83	19.67		
Limit	ERP < 3W			Result			Pass	



LTE Band 66 Maximum Average Power [dBm] (GT - LC = -0.4 dB)								
BW [MHz]	RB Size	RB Offset	Mod	Lowest	Middle	Highest	EIRP (dBm)	EIRP (W)
20	1	0	QPSK	22.24	22.40	22.80	22.40	0.1738
20	1	49		22.54	22.68	22.70		
20	1	99		22.35	22.44	22.62		
20	50	0		21.59	21.74	21.78		
20	50	24		21.74	21.77	21.80		
20	50	50		21.62	21.74	21.75		
20	100	0		21.65	21.71	21.74		
20	1	0	16-QAM	21.60	21.71	22.16	21.76	0.1500
20	1	49		21.90	22.04	22.10		
20	1	99		21.68	21.78	21.98		
20	50	0		20.61	20.77	20.80		
20	50	24		20.74	20.79	20.83		
20	50	50		20.63	20.77	20.78		
20	100	0		20.63	20.71	20.74		
20	1	0	64-QAM	20.41	20.59	21.02	20.62	0.1153
20	1	49		20.80	20.94	20.97		
20	1	99		20.62	20.68	20.90		
20	50	0		19.64	19.78	19.83		
20	50	24		19.75	19.82	19.85		
20	50	50		19.63	19.79	19.79		
20	100	0		19.66	19.73	19.75		
Limit	EIRP < 1W			Result			Pass	



LTE Band 66 Maximum Average Power [dBm] (GT - LC = -0.4 dB)								
BW [MHz]	RB Size	RB Offset	Mod	Lowest	Middle	Highest	EIRP (dBm)	EIRP (W)
15	1	0	QPSK	22.17	22.29	22.64	22.25	0.1679
15	1	37		22.53	22.52	22.65		
15	1	74		22.21	22.36	22.45		
15	36	0		21.39	21.61	21.66		
15	36	20		21.67	21.64	21.62		
15	36	39		21.61	21.72	21.73		
15	75	0		21.50	21.54	21.55		
15	1	0	16-QAM	21.51	21.56	22.14	21.74	0.1493
15	1	37		21.74	21.92	21.93		
15	1	74		21.58	21.68	21.83		
15	36	0		20.45	20.73	20.79		
15	36	20		20.54	20.74	20.66		
15	36	39		20.52	20.75	20.64		
15	75	0		20.58	20.64	20.58		
15	1	0	64-QAM	20.38	20.52	20.82	20.46	0.1112
15	1	37		20.61	20.81	20.78		
15	1	74		20.51	20.52	20.86		
15	36	0		19.61	19.69	19.74		
15	36	20		19.68	19.63	19.78		
15	36	39		19.46	19.75	19.79		
15	75	0		19.46	19.68	19.60		
Limit	EIRP < 1W			Result			Pass	





LTE Band 66 Maximum Average Power [dBm] (GT - LC = -0.4 dB)								
BW [MHz]	RB Size	RB Offset	Mod	Lowest	Middle	Highest	EIRP (dBm)	EIRP (W)
10	1	0	QPSK	22.04	22.37	22.74	22.34	0.1714
10	1	25		22.43	22.57	22.57		
10	1	49		22.17	22.30	22.59		
10	25	0		21.49	21.54	21.73		
10	25	12		21.69	21.74	21.78		
10	25	25		21.42	21.68	21.68		
10	50	0		21.59	21.56	21.60		
10	1	0	16-QAM	21.57	21.70	22.14	21.74	0.1493
10	1	25		21.84	22.04	21.91		
10	1	49		21.53	21.68	21.84		
10	25	0		20.56	20.68	20.68		
10	25	12		20.66	20.79	20.80		
10	25	25		20.44	20.59	20.59		
10	50	0		20.50	20.66	20.56		
10	1	0	64-QAM	20.28	20.50	20.87	20.50	0.1122
10	1	25		20.72	20.90	20.89		
10	1	49		20.57	20.64	20.82		
10	25	0		19.51	19.78	19.71		
10	25	12		19.64	19.74	19.72		
10	25	25		19.55	19.65	19.79		
10	50	0		19.56	19.66	19.74		
Limit	EIRP < 1W			Result			Pass	



LTE Band 66 Maximum Average Power [dBm] (GT - LC = -0.4 dB)								
BW [MHz]	RB Size	RB Offset	Mod	Lowest	Middle	Highest	EIRP (dBm)	EIRP (W)
5	1	0	QPSK	22.08	22.20	22.75	22.35	0.1718
5	1	12		22.52	22.55	22.63		
5	1	24		22.32	22.28	22.60		
5	12	0		21.50	21.70	21.69		
5	12	7		21.67	21.65	21.62		
5	12	13		21.50	21.59	21.74		
5	25	0		21.56	21.58	21.69		
5	1	0	16-QAM	21.57	21.66	22.16	21.76	0.1500
5	1	12		21.79	22.00	22.00		
5	1	24		21.68	21.68	21.98		
5	12	0		20.58	20.72	20.80		
5	12	7		20.58	20.78	20.78		
5	12	13		20.45	20.65	20.60		
5	25	0		20.48	20.65	20.64		
5	1	0	64-QAM	20.33	20.44	20.82	20.42	0.1102
5	1	12		20.78	20.74	20.77		
5	1	24		20.42	20.50	20.78		
5	12	0		19.46	19.78	19.80		
5	12	7		19.67	19.73	19.66		
5	12	13		19.45	19.67	19.64		
5	25	0		19.66	19.55	19.63		
Limit	EIRP < 1W			Result			Pass	



LTE Band 66 Maximum Average Power [dBm] (GT - LC = -0.4 dB)								
BW [MHz]	RB Size	RB Offset	Mod	Lowest	Middle	Highest	EIRP (dBm)	EIRP (W)
3	1	0	QPSK	22.12	22.35	22.69	22.29	0.1694
3	1	8		22.36	22.56	22.68		
3	1	14		22.33	22.41	22.53		
3	8	0		21.51	21.74	21.60		
3	8	4		21.65	21.69	21.80		
3	8	7		21.56	21.57	21.57		
3	15	0		21.61	21.61	21.71		
3	1	0	16-QAM	21.47	21.66	21.99	21.64	0.1459
3	1	8		21.90	21.95	22.04		
3	1	14		21.48	21.72	21.80		
3	8	0		20.43	20.67	20.64		
3	8	4		20.68	20.71	20.71		
3	8	7		20.53	20.61	20.62		
3	15	0		20.58	20.61	20.74		
3	1	0	64-QAM	20.28	20.45	20.95	20.55	0.1135
3	1	8		20.71	20.81	20.81		
3	1	14		20.43	20.66	20.71		
3	8	0		19.50	19.59	19.82		
3	8	4		19.75	19.71	19.72		
3	8	7		19.50	19.60	19.70		
3	15	0		19.52	19.70	19.66		
Limit	EIRP < 1W			Result			Pass	



LTE Band 66 Maximum Average Power [dBm] (GT - LC = -0.4 dB)								
BW [MHz]	RB Size	RB Offset	Mod	Lowest	Middle	Highest	EIRP (dBm)	EIRP (W)
1.4	1	0	QPSK	22.11	22.26	22.77	22.37	0.1726
1.4	1	3		22.50	22.59	22.53		
1.4	1	5		22.21	22.41	22.53		
1.4	3	0		22.13	22.27	22.71		
1.4	3	1		22.49	22.61	22.53		
1.4	3	3		22.35	22.31	22.49		
1.4	6	0		21.53	21.69	21.63		
1.4	1	0	16-QAM	21.41	21.56	21.98	21.69	0.1476
1.4	1	3		21.75	22.00	21.91		
1.4	1	5		21.61	21.60	21.83		
1.4	3	0		21.51	21.70	21.70		
1.4	3	1		21.52	21.67	21.61		
1.4	3	3		21.60	21.53	22.09		
1.4	6	0		20.44	20.62	20.56		
1.4	1	0	64-QAM	20.25	20.40	20.88	20.55	0.1135
1.4	1	3		20.78	20.86	20.95		
1.4	1	5		20.47	20.67	20.89		
1.4	3	0		20.28	20.49	20.95		
1.4	3	1		20.68	20.76	20.82		
1.4	3	3		20.51	20.66	20.89		
1.4	6	0		19.53	19.63	19.58		
Limit	EIRP < 1W			Result			Pass	



LTE Band 71 Maximum Average Power [dBm] (GT - LC = 2 dB)								
BW [MHz]	RB Size	RB Offset	Mod	Lowest	Middle	Highest	ERP (dBm)	ERP (W)
20	1	0	QPSK	22.92	22.69	22.62	22.77	0.1892
20	1	49		22.70	22.58	22.63		
20	1	99		22.61	22.64	22.66		
20	50	0		21.77	21.65	21.60		
20	50	24		21.88	21.78	21.75		
20	50	50		21.75	21.76	21.81		
20	100	0		21.79	21.72	21.75		
20	1	0	16-QAM	22.26	22.04	21.98	22.11	0.1626
20	1	49		22.03	21.95	21.96		
20	1	99		21.99	21.99	22.02		
20	50	0		20.78	20.66	20.60		
20	50	24		20.87	20.80	20.73		
20	50	50		20.79	20.76	20.82		
20	100	0		20.81	20.72	20.74		
20	1	0	64-QAM	21.07	20.89	20.82	20.92	0.1236
20	1	49		20.89	20.80	20.83		
20	1	99		20.88	20.90	20.90		
20	50	0		19.80	19.67	19.63		
20	50	24		19.91	19.81	19.77		
20	50	50		19.81	19.79	19.85		
20	100	0		19.85	19.72	19.76		
Limit	ERP < 3W			Result			Pass	



LTE Band 71 Maximum Average Power [dBm] (GT - LC = 2 dB)								
BW [MHz]	RB Size	RB Offset	Mod	Lowest	Middle	Highest	ERP (dBm)	ERP (W)
15	1	0	QPSK	22.78	22.49	22.47	22.63	0.1832
15	1	37		22.70	22.40	22.61		
15	1	74		22.58	22.45	22.49		
15	36	0		21.61	21.49	21.42		
15	36	20		21.71	21.77	21.55		
15	36	39		21.55	21.70	21.74		
15	75	0		21.63	21.57	21.55		
15	1	0	16-QAM	22.16	21.95	21.83	22.01	0.1589
15	1	37		21.99	21.77	21.83		
15	1	74		21.83	21.80	21.96		
15	36	0		20.67	20.53	20.59		
15	36	20		20.82	20.70	20.59		
15	36	39		20.60	20.75	20.69		
15	75	0		20.70	20.66	20.73		
15	1	0	64-QAM	20.93	20.75	20.64	20.78	0.1197
15	1	37		20.74	20.65	20.64		
15	1	74		20.77	20.70	20.84		
15	36	0		19.65	19.59	19.62		
15	36	20		19.83	19.80	19.61		
15	36	39		19.77	19.78	19.80		
15	75	0		19.85	19.69	19.65		
Limit	ERP < 3W			Result			Pass	



LTE Band 71 Maximum Average Power [dBm] (GT - LC = 2 dB)								
BW [MHz]	RB Size	RB Offset	Mod	Lowest	Middle	Highest	ERP (dBm)	ERP (W)
10	1	0	QPSK	22.82	22.56	22.58	22.67	0.1849
10	1	25		22.57	22.56	22.48		
10	1	49		22.57	22.54	22.48		
10	25	0		21.66	21.54	21.56		
10	25	12		21.68	21.68	21.57		
10	25	25		21.60	21.72	21.63		
10	50	0		21.68	21.57	21.57		
10	1	0	16-QAM	22.24	21.97	21.80	22.09	0.1618
10	1	25		21.89	21.89	21.79		
10	1	49		21.89	21.97	21.84		
10	25	0		20.60	20.65	20.45		
10	25	12		20.86	20.80	20.70		
10	25	25		20.78	20.62	20.75		
10	50	0		20.61	20.64	20.70		
10	1	0	64-QAM	21.01	20.82	20.62	20.86	0.1219
10	1	25		20.73	20.69	20.78		
10	1	49		20.68	20.70	20.88		
10	25	0		19.72	19.54	19.44		
10	25	12		19.87	19.78	19.76		
10	25	25		19.64	19.63	19.84		
10	50	0		19.80	19.54	19.61		
Limit	ERP < 3W			Result			Pass	



LTE Band 71 Maximum Average Power [dBm] (GT - LC = 2 dB)								
BW [MHz]	RB Size	RB Offset	Mod	Lowest	Middle	Highest	ERP (dBm)	ERP (W)
5	1	0	QPSK	22.82	22.50	22.56	22.67	0.1849
5	1	12		22.58	22.54	22.58		
5	1	24		22.46	22.46	22.49		
5	12	0		21.77	21.62	21.60		
5	12	7		21.84	21.62	21.74		
5	12	13		21.75	21.66	21.70		
5	25	0		21.64	21.62	21.72		
5	1	0	16-QAM	22.21	21.91	21.88	22.06	0.1607
5	1	12		21.85	21.89	21.78		
5	1	24		21.94	21.89	21.83		
5	12	0		20.78	20.66	20.51		
5	12	7		20.68	20.60	20.71		
5	12	13		20.77	20.65	20.70		
5	25	0		20.73	20.54	20.61		
5	1	0	64-QAM	21.03	20.75	20.75	20.88	0.1225
5	1	12		20.82	20.69	20.67		
5	1	24		20.86	20.74	20.78		
5	12	0		19.63	19.50	19.62		
5	12	7		19.74	19.62	19.58		
5	12	13		19.80	19.78	19.70		
5	25	0		19.83	19.55	19.61		
Limit	ERP < 3W			Result			Pass	





LTE Band 5B_CA Maximum Average Power [dBm] (GT - LC = 1.2 dB)										
BW [MHz]	PCC		SCC		Mod	Lowest	Middle	Highest	ERP (dBm)	ERP (W)
	RB Size	RB Offset	RB Size	RB Offset						
10+10	1	0	0	0	QPSK	22.00	21.97	21.97	21.94	0.1563
10+10	1	0	1	49		13.17	13.24	13.34		
10+10	1	49	1	0		22.80	22.89	22.56		
10+10	1	0	0	0	16-QAM	21.24	21.11	21.22	21.83	0.1524
10+10	1	0	1	49		13.39	13.38	13.36		
10+10	1	49	1	0		22.54	22.78	21.70		
10+10	1	0	0	0	64-QAM	20.83	20.65	20.62	20.81	0.1205
10+10	1	0	1	49		13.41	13.30	13.45		
10+10	1	49	1	0		21.46	21.76	20.69		
10+5	1	49	1	0	QPSK	22.80	22.70	22.90	21.95	0.1567
10+5	1	49	1	0	16-QAM	22.59	22.51	22.70	21.75	0.1496
10+5	1	49	1	0	64-QAM	21.28	21.03	20.70	20.33	0.1079
5+10	1	24	1	0	QPSK	22.90	22.89	22.88	21.95	0.1567
5+10	1	24	1	0	16-QAM	22.53	22.50	22.10	21.58	0.1439
5+10	1	24	1	0	64-QAM	19.99	21.46	20.09	20.51	0.1125
Limit	ERP < 7W					Result			Pass	

LTE Band 5B_CA Maximum Average Power [dBm] (GT - LC = 1.2 dB)										
BW [MHz]	PCC		SCC		Mod	Lowest	Middle	Highest	ERP (dBm)	ERP (W)
	RB Size	RB Offset	RB Size	RB Offset						
5+3	1	24	1	0	QPSK	22.78	22.84	22.59	22.62	0.1828
5+3	1	24	1	0	16-QAM	22.32	22.71	20.26	21.76	0.1500
5+3	1	24	1	0	64-QAM	21.32	21.69	20.71	20.74	0.1186
3+5	1	14	1	0	QPSK	22.87	22.89	22.56	22.43	0.1750
3+5	1	14	1	0	16-QAM	22.54	22.78	21.70	21.83	0.1524
3+5	1	14	1	0	64-QAM	21.46	21.76	20.69	20.81	0.1205
Limit	ERP < 7W					Result			Pass	



LTE Band 66B_CA Maximum Average Power [dBm] (GT - LC = -0.4 dB)										
BW [MHz]	PCC		SCC		Mod	Lowest	Middle	Highest	EIRP (dBm)	EIRP (W)
	RB Size	RB Offset	RB Size	RB Offset						
10+10	1	0	0	0	QPSK	21.72	21.76	21.80	22.62	0.1828
10+10	1	0	1	49		12.72	12.61	12.55		
10+10	1	49	1	0		23.02	23.01	23.01		
10+10	1	0	0	0	16-QAM	21.22	20.80	21.00	22.09	0.1618
10+10	1	0	1	49		12.92	12.80	12.68		
10+10	1	49	1	0		22.45	22.49	22.44		
10+10	1	0	0	0	64-QAM	19.87	19.71	19.68	20.60	0.1148
10+10	1	0	1	49		12.75	12.65	12.56		
10+10	1	49	1	0		21.00	20.69	20.54		
15+5	1	74	1	0	QPSK	23.03	23.02	22.89	23.71	0.2350
15+5	1	74	1	0	16-QAM	22.50	22.46	22.01	23.98	0.2500
15+5	1	74	1	0	64-QAM	20.22	20.21	19.12	23.85	0.2427
5+15	1	24	1	0	QPSK	23.01	22.90	22.98	23.47	0.2223
5+15	1	24	1	0	16-QAM	22.48	22.60	22.47	23.59	0.2286
5+15	1	24	1	0	64-QAM	20.54	20.88	20.43	23.77	0.2382
Limit	EIRP < 1W					Result			Pass	

LTE Band 66B_CA Maximum Average Power [dBm] (GT - LC = -0.4 dB)										
BW [MHz]	PCC		SCC		Mod	Lowest	Middle	Highest	EIRP (dBm)	EIRP (W)
	RB Size	RB Offset	RB Size	RB Offset						
10+5	1	49	1	0	QPSK	23.01	23.96	23.00	23.56	0.2270
10+5	1	49	1	0	16-QAM	22.45	22.57	22.51	22.17	0.1648
10+5	1	49	1	0	64-QAM	20.46	20.78	20.15	20.38	0.1091
5+10	1	24	1	0	QPSK	22.97	23.03	23.02	22.63	0.1832
5+10	1	24	1	0	16-QAM	22.64	22.60	22.54	22.24	0.1675
5+10	1	24	1	0	64-QAM	21.22	21.05	20.62	20.82	0.1208
5+5	1	24	1	0	QPSK	22.97	22.97	23.01	23.30	0.2138
5+5	1	24	1	0	16-QAM	22.53	22.50	22.42	23.75	0.2371
5+5	1	24	1	0	64-QAM	21.01	21.15	20.10	23.07	0.2028
Limit	EIRP < 1W					Result			Pass	



LTE Band 66C_CA Maximum Average Power [dBm] (GT - LC = -0.4 dB)										
BW [MHz]	PCC		SCC		Mod	Lowest	Middle	Highest	EIRP (dBm)	EIRP (W)
	RB Size	RB Offset	RB Size	RB Offset						
20+20	1	0	0	0	QPSK	21.75	22.02	22.09	22.74	0.1879
20+20	1	0	1	99		14.77	14.65	14.66		
20+20	1	99	1	0		23.12	23.14	23.08		
20+20	1	0	0	0	16-QAM	20.68	21.55	20.98	22.26	0.1683
20+20	1	0	1	99		14.90	14.89	14.82		
20+20	1	99	1	0		22.66	22.57	22.63		
20+20	1	0	0	0	64-QAM	20.01	20.12	20.02	20.44	0.1107
20+20	1	0	1	99		14.80	14.72	14.76		
20+20	1	99	1	0		20.84	20.84	20.66		
20+15	1	74	1	0	QPSK	23.14	23.02	23.12	22.74	0.1879
20+15	1	74	1	0	16-QAM	23.01	23.01	22.76	22.61	0.1824
20+15	1	74	1	0	64-QAM	20.67	20.60	20.08	20.27	0.1064
15+20	1	74	1	0	QPSK	23.12	23.07	23.01	22.72	0.1871
15+20	1	74	1	0	16-QAM	22.42	22.62	22.42	22.22	0.1667
15+20	1	74	1	0	64-QAM	20.75	20.75	20.58	20.35	0.1084
Limit	EIRP < 1W					Result			Pass	

LTE Band 66C_CA Maximum Average Power [dBm] (GT - LC = -0.4 dB)										
BW [MHz]	PCC		SCC		Mod	Lowest	Middle	Highest	EIRP (dBm)	EIRP (W)
	RB Size	RB Offset	RB Size	RB Offset						
20+10	1	99	1	0	QPSK	23.12	23.13	22.93	22.73	0.1875
20+10	1	99	1	0	16-QAM	22.65	22.67	22.02	22.27	0.1687
20+10	1	99	1	0	64-QAM	20.75	20.56	19.27	20.35	0.1084
10+20	1	49	1	0	QPSK	23.03	23.12	22.98	22.72	0.1871
10+20	1	49	1	0	16-QAM	22.49	22.58	22.53	22.18	0.1652
10+20	1	49	1	0	64-QAM	20.86	20.79	20.64	20.46	0.1112
20+5	1	99	1	0	QPSK	23.10	23.12	23.00	22.72	0.1871
20+5	1	99	1	0	16-QAM	22.66	22.59	22.14	22.26	0.1683
20+5	1	99	1	0	64-QAM	20.71	20.54	19.30	20.31	0.1074
Limit	EIRP < 1W					Result			Pass	

LTE Band 66C_CA Maximum Average Power [dBm] (GT - LC = -0.4 dB)										
BW [MHz]	PCC		SCC		Mod	Lowest	Middle	Highest	EIRP (dBm)	EIRP (W)
	RB Size	RB Offset	RB Size	RB Offset						
5+20	1	24	1	0	QPSK	23.04	23.08	23.12	22.72	0.1871
5+20	1	24	1	0	16-QAM	22.66	22.61	22.45	22.26	0.1683
5+20	1	24	1	0	64-QAM	20.68	20.89	20.65	20.49	0.1119
Limit	EIRP < 1W					Result			Pass	



LTE Band 66C_CA Maximum Average Power [dBm] (GT - LC = -0.4 dB)										
BW [MHz]	PCC		SCC		Mod	Lowest	Middle	Highest	EIRP (dBm)	EIRP (W)
	RB Size	RB Offset	RB Size	RB Offset						
15+10	1	74	1	0	QPSK	23.03	23.04	22.92	22.64	0.1837
15+10	1	74	1	0	16-QAM	22.57	22.47	22.08	22.17	0.1648
15+10	1	74	1	0	64-QAM	20.75	20.75	19.27	20.35	0.1084
10+15	1	49	1	0	QPSK	23.12	23.12	23.07	22.72	0.1871
10+15	1	49	1	0	16-QAM	22.57	22.45	22.53	22.17	0.1648
10+15	1	49	1	0	64-QAM	20.87	20.82	19.99	20.47	0.1114
15+15	1	74	1	0	QPSK	23.09	23.05	23.04	22.69	0.1858
15+15	1	74	1	0	16-QAM	22.51	22.43	22.52	22.12	0.1629
15+15	1	74	1	0	64-QAM	20.75	20.79	20.21	20.39	0.1094
Limit	EIRP < 1W					Result			Pass	



LTE Band 7C_CA Maximum Average Power [dBm] (GT - LC = 3.8 dB)										
BW [MHz]	PCC		SCC		Mod	Lowest	Middle	Highest	EIRP (dBm)	EIRP (W)
	RB Size	RB Offset	RB Size	RB Offset						
20+20	1	0	0	0	QPSK	21.85	21.37	21.27	26.76	0.4742
20+20	1	0	1	99		11.26	12.38	10.68		
20+20	1	99	1	0		22.86	22.85	22.96		
20+20	1	0	0	0	16-QAM	20.81	20.69	20.16	26.24	0.4207
20+20	1	0	1	99		11.88	12.91	11.22		
20+20	1	99	1	0		22.39	22.29	22.44		
20+20	1	0	0	0	64-QAM	20.14	19.57	19.28	24.78	0.3006
20+20	1	0	1	99		10.57	11.78	10.07		
20+20	1	99	1	0		20.33	20.98	19.22		
20+15	1	99	1	0	QPSK	22.80	22.86	22.90	26.70	0.4677
20+15	1	99	1	0	16-QAM	23.08	23.29	23.23	27.09	0.5117
20+15	1	99	1	0	64-QAM	19.49	21.31	20.36	25.11	0.3243
15+20	1	74	1	0	QPSK	22.91	22.77	22.91	26.71	0.4688
15+20	1	74	1	0	16-QAM	22.22	22.12	22.35	26.15	0.4121
15+20	1	74	1	0	64-QAM	21.17	20.25	21.11	24.97	0.3141
Limit	EIRP < 2W					Result			Pass	

LTE Band 7C_CA Maximum Average Power [dBm] (GT - LC = 3.8 dB)										
BW [MHz]	PCC		SCC		Mod	Lowest	Middle	Highest	EIRP (dBm)	EIRP (W)
	RB Size	RB Offset	RB Size	RB Offset						
20+10	1	99	1	0	QPSK	22.77	22.78	22.81	26.61	0.4581
20+10	1	99	1	0	16-QAM	22.24	22.45	22.17	26.25	0.4217
20+10	1	99	1	0	64-QAM	20.76	20.62	19.62	24.56	0.2858
10+20	1	74	1	0	QPSK	22.93	22.69	22.82	26.73	0.4710
10+20	1	74	1	0	16-QAM	22.46	22.12	22.27	26.26	0.4227
10+20	1	74	1	0	64-QAM	21.32	20.27	20.86	25.12	0.3251
15+15	1	74	1	0	QPSK	22.95	22.77	22.86	26.75	0.4732
15+15	1	74	1	0	16-QAM	22.35	22.36	22.37	26.17	0.4140
15+15	1	74	1	0	64-QAM	21.16	20.46	20.36	24.96	0.3133
Limit	EIRP < 2W					Result			Pass	

LTE Band 7C_CA Maximum Average Power [dBm] (GT - LC = 3.8 dB)										
BW [MHz]	PCC		SCC		Mod	Lowest	Middle	Highest	EIRP (dBm)	EIRP (W)
	RB Size	RB Offset	RB Size	RB Offset						
15+10	1	74	1	0	QPSK	22.99	22.85	22.84	26.79	0.4775
15+10	1	74	1	0	16-QAM	22.46	22.32	22.29	26.26	0.4227
15+10	1	74	1	0	64-QAM	20.05	21.21	19.35	25.01	0.3170
Limit	EIRP < 2W					Result			Pass	



## Appendix B. Test Results of Radiated Test

### LTE Band 2

LTE Band 2 / 5MHz / QPSK									
Channel	Frequency ( MHz )	EIRP ( dBm )	Limit ( dBm )	Margin ( dB )	SPA Reading (dBm)	S.G. Power ( dBm )	TX Cable loss ( dB )	TX Antenna Gain (dBi)	Polarization (H/V)
Lowest	3701	-51.99	-13	-38.99	-70.88	-62.86	1.23	12.10	H
	5551	-48.64	-13	-35.64	-71.97	-60.21	1.58	13.15	H
	7401	-42.52	-13	-29.52	-72.01	-51.98	1.94	11.40	H
									H
									H
									H
	3701	-52.00	-13	-39.00	-71.15	-62.87	1.23	12.10	V
	5551	-45.93	-13	-32.93	-71.95	-57.50	1.58	13.15	V
	7401	-42.36	-13	-29.36	-71.94	-51.82	1.94	11.40	V
									V
									V
									V
Middle	3756	-51.75	-13	-38.75	-70.61	-62.74	1.17	12.16	H
	5634	-48.27	-13	-35.27	-71.56	-60.02	1.48	13.23	H
	7511	-42.28	-13	-29.28	-71.52	-51.61	1.92	11.24	H
									H
									H
									H
	3756	-51.89	-13	-38.89	-71.03	-62.88	1.17	12.16	V
	5634	-45.49	-13	-32.49	-71.55	-57.24	1.48	13.23	V
	7511	-42.34	-13	-29.34	-71.62	-51.67	1.92	11.24	V
									V
									V
									V



Highest	3811	-52.77	-13	-39.77	-71.65	-63.85	1.14	12.22	H
	5716	-48.65	-13	-35.65	-72.04	-60.57	1.40	13.32	H
	7621	-42.65	-13	-29.65	-71.92	-52.37	1.89	11.61	H
									H
									H
									H
	3811	-52.58	-13	-39.58	-71.78	-63.66	1.14	12.22	V
	5716	-45.82	-13	-32.82	-71.69	-57.74	1.40	13.32	V
	7621	-41.74	-13	-28.74	-71.2	-51.46	1.89	11.61	V
									V
									V
									V

Remark: Spurious emissions within 30-1000MHz were found more than 20dB below limit line.



LTE Band 4

LTE Band 4 / 10MHz / QPSK									
Channel	Frequency ( MHz )	EIRP ( dBm )	Limit ( dBm )	Margin ( dB )	SPA Reading (dBm)	S.G. Power ( dBm )	TX Cable loss ( dB )	TX Antenna Gain (dBi)	Polarization (H/V)
Lowest	3421	-53.54	-13	-40.54	-71.66	-64.50	1.35	12.31	H
	5132	-49.73	-13	-36.73	-71.79	-60.87	1.64	12.78	H
	6842	-45.07	-13	-32.07	-72.65	-55.45	1.74	12.12	H
									H
									H
									H
									H
	3421	-53.62	-13	-40.62	-71.92	-64.58	1.35	12.31	V
	5132	-49.00	-13	-36.00	-71.87	-60.14	1.64	12.78	V
	6842	-44.38	-13	-31.38	-72.72	-54.76	1.74	12.12	V
									V
									V
									V
									V
Middle	3456	-53.05	-13	-40.05	-71.71	-64.09	1.35	12.39	H
	5184	-50.31	-13	-37.31	-72.5	-61.51	1.66	12.86	H
	6912	-45.02	-13	-32.02	-72.72	-55.31	1.73	12.02	H
									H
									H
									H
									H
	3456	-52.55	-13	-39.55	-71.09	-63.59	1.35	12.39	V
	5184	-48.79	-13	-35.79	-71.93	-59.99	1.66	12.86	V
	6912	-44.23	-13	-31.23	-72.38	-54.52	1.73	12.02	V
									V
									V
									V
									V





Highest	3491	-52.33	-13	-39.33	-71.53	-63.45	1.36	12.48	H
	5237	-49.98	-13	-36.98	-72.49	-61.24	1.67	12.93	H
	6982	-44.39	-13	-31.39	-72.2	-54.59	1.72	11.93	H
									H
									H
									H
									H
	3491	-52.82	-13	-39.82	-71.62	-63.94	1.36	12.48	V
	5237	-48.74	-13	-35.74	-72.37	-60.00	1.67	12.93	V
	6982	-44.12	-13	-31.12	-72.09	-54.32	1.72	11.93	V
									V
									V
									V
									V

Remark: Spurious emissions within 30-1000MHz were found more than 20dB below limit line.



### LTE Band 5

LTE Band 5 / 10MHz / QPSK									
Channel	Frequency ( MHz )	ERP ( dBm )	Limit ( dBm )	Margin ( dB )	SPA Reading (dBm)	S.G. Power ( dBm )	TX Cable loss ( dB )	TX Antenna Gain (dBi)	Polarization (H/V)
Lowest	1649	-60.75	-13	-47.75	-71.26	-67.16	0.81	9.37	H
	2473	-57.65	-13	-44.65	-71.38	-64.78	1.08	10.37	H
	3298	-54.88	-13	-41.88	-71.67	-63.66	1.11	12.04	H
									H
									H
									H
									H
	1649	-59.06	-13	-46.06	-69.49	-65.47	0.81	9.37	V
	2473	-57.53	-13	-44.53	-71.3	-64.66	1.08	10.37	V
	3298	-54.16	-13	-41.16	-71.25	-62.94	1.11	12.04	V
									V
									V
									V
									V
Middle	1664	-60.74	-13	-47.74	-71.28	-67.20	0.81	9.42	H
	2496	-57.43	-13	-44.43	-71.16	-64.65	1.11	10.48	H
	3328	-54.55	-13	-41.55	-71.37	-63.50	1.10	12.20	H
									H
									H
									H
									H
	1664	-60.10	-13	-47.10	-70.58	-66.56	0.81	9.42	V
	2496	-57.19	-13	-44.19	-70.97	-64.41	1.11	10.48	V
	3328	-54.52	-13	-41.52	-71.65	-63.47	1.10	12.20	V
									V
									V
									V
									V



Highest	1679	-60.68	-13	-47.68	-71.25	-67.19	0.81	9.48	H
	2518	-57.86	-13	-44.86	-71.74	-65.20	1.10	10.59	H
	3358	-54.25	-13	-41.25	-71.11	-63.37	1.10	12.37	H
									H
									H
									H
									H
	1679	-59.60	-13	-46.60	-70.14	-66.11	0.81	9.48	V
	2518	-57.47	-13	-44.47	-71.42	-64.81	1.10	10.59	V
	3358	-54.23	-13	-41.23	-71.41	-63.35	1.10	12.37	V
									V
									V
									V
									V

Remark: Spurious emissions within 30-1000MHz were found more than 20dB below limit line.



### LTE Band 7

LTE Band 7 / 10MHz / QPSK									
Channel	Frequency ( MHz )	EIRP ( dBm )	Limit ( dBm )	Margin ( dB )	SPA Reading (dBm)	S.G. Power ( dBm )	TX Cable loss ( dB )	TX Antenna Gain (dBi)	Polarization (H/V)
Lowest	5001	-49.79	-25	-24.79	-71.51	-61.04	1.35	12.60	H
	7502	-42.96	-25	-17.96	-72.2	-52.25	1.92	11.21	H
	10002	-37.40	-25	-12.40	-71.8	-46.21	2.29	11.10	H
									H
									H
									H
									H
	5001	-43.19	-25	-18.19	-65.4	-54.44	1.35	12.60	V
	7502	-39.89	-25	-14.89	-69.27	-49.18	1.92	11.21	V
	10002	-38.72	-25	-13.72	-71.75	-47.53	2.29	11.10	V
									V
									V
									V
									V
Middle	5061	-49.79	-25	-24.79	-71.68	-61.09	1.33	12.63	H
	7592	-43.13	-25	-18.13	-72.36	-52.81	1.89	11.57	H
	10122	-37.60	-25	-12.60	-72.15	-46.35	2.28	11.03	H
									H
									H
									H
									H
	5061	-40.29	-25	-15.29	-62.81	-51.59	1.33	12.63	V
	7592	-43.54	-25	-18.54	-72.94	-53.22	1.89	11.57	V
	10122	-38.67	-25	-13.67	-72.05	-47.42	2.28	11.03	V
									V
									V
									V
									V



Highest	5121	-50.46	-25	-25.46	-72.49	-61.81	1.31	12.66	H
	7682	-42.49	-25	-17.49	-71.85	-52.25	1.89	11.64	H
	10242	-37.83	-25	-12.83	-72.52	-46.51	2.27	10.95	H
									H
									H
									H
									H
	5121	-42.41	-25	-17.41	-65.24	-53.76	1.31	12.66	V
	7682	-42.32	-25	-17.32	-71.9	-52.08	1.89	11.64	V
	10242	-38.84	-25	-13.84	-72.56	-47.52	2.27	10.95	V
									V
									V
									V
									V

Remark: Spurious emissions within 30-1000MHz were found more than 20dB below limit line.



### LTE Band 12

LTE Band 12 / 10MHz / QPSK									
Channel	Frequency ( MHz )	ERP ( dBm )	Limit ( dBm )	Margin ( dB )	SPA Reading (dBm)	S.G. Power ( dBm )	TX Cable loss ( dB )	TX Antenna Gain (dBi)	Polarization (H/V)
Lowest	1399	-59.74	-13.00	-46.74	-70.23	-64.01	0.78	7.20	H
	2099	-58.05	-13.00	-45.05	-71.05	-64.48	0.92	9.51	H
	2798	-56.22	-13.00	-43.22	-71.35	-63.85	1.12	10.90	H
									H
									H
									H
	1399	-58.60	-13.00	-45.60	-69.18	-62.87	0.78	7.20	V
	2099	-56.09	-13.00	-43.09	-69.47	-62.52	0.92	9.51	V
	2798	-55.97	-13.00	-42.97	-71.59	-63.60	1.12	10.90	V
									V
									V
									V
Middle	1406	-59.96	-13.00	-46.96	-70.45	-64.28	0.78	7.25	H
	2109	-57.64	-13.00	-44.64	-70.75	-64.02	0.93	9.46	H
	2812	-55.37	-13.00	-42.37	-70.54	-63.01	1.12	10.91	H
									H
									H
									H
	1406	-59.32	-13.00	-46.32	-69.89	-63.64	0.78	7.25	V
	2109	-55.31	-13.00	-42.31	-68.86	-61.69	0.93	9.46	V
	2812	-54.77	-13.00	-41.77	-70.42	-62.41	1.12	10.91	V
									V
									V
									V



Highest	1413	-59.93	-13.00	-46.93	-70.38	-64.31	0.78	7.32	H
	2119	-57.38	-13.00	-44.38	-70.60	-63.70	0.93	9.41	H
	2826	-55.88	-13.00	-42.88	-71.16	-63.54	1.11	10.93	H
									H
									H
									H
									H
	1413	-58.57	-13.00	-45.57	-69.11	-62.95	0.78	7.32	V
	2119	-54.22	-13.00	-41.22	-67.92	-60.54	0.93	9.41	V
	2826	-55.41	-13.00	-42.41	-71.09	-63.07	1.11	10.93	V
									V
									V
									V
									V

**Remark:** Spurious emissions within 30-1000MHz were found more than 20dB below limit line.



### LTE Band 13

LTE Band 13 / 5MHz / QPSK									
Channel	Frequency ( MHz )	ERP ( dBm )	Limit ( dBm )	Margin ( dB )	SPA Reading (dBm)	S.G. Power ( dBm )	TX Cable loss ( dB )	TX Antenna Gain (dBi)	Polarization (H/V)
Lowest	1555	-60.41	-13	-47.41	-70.63	-66.16	0.80	8.71	H
	2332	-57.33	-13	-44.33	-71.14	-63.85	0.99	9.66	H
	3109	-54.89	-13	-41.89	-71.11	-62.97	1.09	11.32	H
									H
									H
									H
									H
	1555	-59.79	-13.00	-46.79	-70.03	-65.54	0.80	8.71	V
	2332	-56.92	-13	-43.92	-71.03	-63.44	0.99	9.66	V
	3109	-54.26	-13	-41.26	-70.07	-62.34	1.09	11.32	V
									V
									V
									V
									V
Middle	1559	-58.76	-42.15	-16.61	-69.00	-64.56	0.80	8.75	H
	2339	-53.67	-13	-40.67	-67.47	-60.23	0.99	9.70	H
	3119	-53.85	-13	-40.85	-70.12	-61.94	1.09	11.34	H
									H
									H
									H
									H
	1559	-56.07	-42.15	-13.92	-66.32	-61.87	0.80	8.75	V
	2339	-48.35	-13	-35.35	-62.42	-54.91	0.99	9.70	V
	3119	-53.46	-13	-40.46	-69.96	-61.55	1.09	11.34	V
									V
									V
									V
									V
								V	





Highest	1565	-60.32	-42.15	-18.17	-70.58	-66.18	0.80	8.82	H
	2347	-56.65	-13	-43.65	-70.44	-63.25	0.99	9.74	H
	3129	-54.60	-13	-41.60	-70.92	-62.71	1.10	11.36	H
									H
									H
									H
									H
	1565	-60.30	-42.15	-18.15	-70.55	-66.16	0.80	8.82	V
	2347	-56.30	-13	-43.30	-70.33	-62.90	0.99	9.74	V
	3129	-54.41	-13	-41.41	-70.96	-62.52	1.10	11.36	V
									V
									V
									V
									V

Remark: Spurious emissions within 30-1000MHz were found more than 20dB below limit line.



LTE Band 66

LTE Band 66 / 1.4MHz / QPSK									
Channel	Frequency ( MHz )	EIRP ( dBm )	Limit ( dBm )	Margin ( dB )	SPA Reading (dBm)	S.G. Power ( dBm )	TX Cable loss ( dB )	TX Antenna Gain (dBi)	Polarization (H/V)
Lowest	3420	-53.48	-13	-40.48	-71.6	-64.91	1.13	12.56	H
	5130	-50.05	-13	-37.05	-72.1	-61.41	1.30	12.67	H
	6841	-45.43	-13	-32.43	-73.01	-56.02	1.85	12.44	H
									H
									H
									H
									H
	3420	-52.95	-13	-39.95	-71.23	-64.38	1.13	12.56	V
	5130	-49.11	-13	-36.11	-71.97	-60.47	1.30	12.67	V
	6841	-44.51	-13	-31.51	-72.85	-55.10	1.85	12.44	V
									V
									V
									V
									V
Middle	3489	-52.37	-13	-39.37	-71.55	-63.54	1.25	12.42	H
	5233	-50.15	-13	-37.15	-72.64	-61.60	1.35	12.80	H
	6978	-44.48	-13	-31.48	-72.28	-54.53	1.84	11.89	H
									H
									H
									H
									H
	3489	-52.81	-13	-39.81	-71.6	-63.98	1.25	12.42	V
	5233	-48.76	-13	-35.76	-72.36	-60.21	1.35	12.80	V
	6978	-44.00	-13	-31.00	-71.98	-54.05	1.84	11.89	V
									V
									V
									V
									V



Highest	3557	-52.58	-13	-39.58	-71.7	-63.44	1.31	12.17	H
	5336	-49.51	-13	-36.51	-72.81	-61.06	1.56	13.11	H
	7115	-44.23	-13	-31.23	-72.55	-53.90	1.84	11.51	H
									H
									H
									H
									H
	3557	-52.91	-13	-39.91	-71.94	-63.77	1.31	12.17	V
	5336	-47.80	-13	-34.80	-72.56	-59.35	1.56	13.11	V
	7115	-44.03	-13	-31.03	-72.62	-53.70	1.84	11.51	V
									V
									V
									V
									V

Remark: Spurious emissions within 30-1000MHz were found more than 20dB below limit line.



### LTE Band 71

LTE Band 71 / 10MHz / QPSK									
Channel	Frequency ( MHz )	ERP ( dBm )	Limit ( dBm )	Margin ( dB )	SPA Reading (dBm)	S.G. Power ( dBm )	TX Cable loss ( dB )	TX Antenna Gain (dBi)	Polarization (H/V)
Lowest	1327	-46.77	-13	-33.77	-67.41	-52.96	0.76	6.94	H
	1991	-42.39	-13	-29.39	-64.38	-51.50	0.89	10.00	H
	2654	-45.88	-13	-32.88	-70.6	-55.78	1.08	10.97	H
									H
									H
									H
									H
	1327	-41.68	-13	-28.68	-62.13	-47.87	0.76	6.94	V
	1991	-37.75	-13	-24.75	-59.76	-46.86	0.89	10.00	V
	2654	-45.77	-13	-32.77	-70.71	-55.67	1.08	10.97	V
									V
									V
									V
									V
Middle	1347	-48.46	-13	-35.46	-69.07	-54.71	0.76	7.01	H
	2021	-43.26	-13	-30.26	-65.5	-52.26	0.90	9.90	H
	2694	-45.82	-13	-32.82	-70.66	-55.68	1.09	10.95	H
									H
									H
									H
									H
	1347	-42.60	-13	-29.60	-63.08	-48.85	0.76	7.01	V
	2021	-36.45	-13	-23.45	-58.84	-45.45	0.90	9.90	V
	2694	-45.03	-13	-32.03	-70.18	-54.89	1.09	10.95	V
									V
									V
									V
									V



Highest	1377	-49.06	-13	-36.06	-69.61	-55.41	0.77	7.12	H
	2066	-43.02	-13	-30.02	-65.72	-51.78	0.91	9.67	H
	2754	-45.73	-13	-32.73	-70.74	-55.55	1.11	10.92	H
									H
									H
									H
									H
	1377	-46.03	-13	-33.03	-66.57	-52.38	0.77	7.12	V
	2066	-37.73	-13	-24.73	-60.68	-46.49	0.91	9.67	V
	2754	-45.20	-13	-32.20	-70.61	-55.02	1.11	10.92	V
									V
									V
									V
									V

Remark: Spurious emissions within 30-1000MHz were found more than 20dB below limit line.



LTE Band 5B

LTE Band 5B / 5MHz+3MHz / QPSK									
Channel	Frequency ( MHz )	ERP ( dBm )	Limit ( dBm )	Margin ( dB )	SPA Reading (dBm)	S.G. Power ( dBm )	TX Cable loss ( dB )	TX Antenna Gain (dBi)	Polarization (H/V)
Lowest	1657	-58.92	-13	-45.92	-69.44	-65.36	0.81	9.40	H
	2486	-55.84	-13	-42.84	-69.58	-63.03	1.09	10.43	H
	3315	-53.69	-13	-40.69	-70.5	-62.57	1.10	12.13	H
									H
									H
									H
									H
	1657	-56.90	-13	-43.90	-67.36	-63.34	0.81	9.40	V
	2486	-55.45	-13	-42.45	-69.24	-62.64	1.09	10.43	V
	3315	-53.33	-13	-40.33	-70.44	-62.21	1.10	12.13	V
									V
									V
									V
									V
Middle	1674	-59.00	-13	-46.00	-69.55	-65.50	0.81	9.46	H
	2511	-56.58	-13	-43.58	-70.4	-63.88	1.10	10.56	H
	3349	-54.53	-13	-41.53	-71.38	-63.60	1.10	12.32	H
									H
									H
									H
									H
	1674	-59.28	-13	-46.28	-69.79	-65.78	0.81	9.46	V
	2511	-56.87	-13	-43.87	-70.74	-64.17	1.10	10.56	V
	3349	-54.03	-13	-41.03	-71.19	-63.10	1.10	12.32	V
									V
									V
									V
									V
								V	



Highest	1691	-59.94	-13	-46.94	-70.53	-66.49	0.81	9.52	H
	2537	-57.27	-13	-44.27	-71.29	-64.71	1.09	10.69	H
	3383	-53.26	-13	-40.26	-70.14	-62.52	1.10	12.51	H
									H
									H
									H
									H
	1691	-60.10	-13	-47.10	-70.68	-66.65	0.81	9.52	V
	2537	-56.83	-13	-43.83	-70.93	-64.27	1.09	10.69	V
	3383	-53.44	-13	-40.44	-70.65	-62.70	1.10	12.51	V
									V
									V
									V
									V

Remark: Spurious emissions within 30-1000MHz were found more than 20dB below limit line.



### LTE Band 7C

LTE Band 7 / 15MHz+10MHz / QPSK									
Channel	Frequency ( MHz )	EIRP ( dBm )	Limit ( dBm )	Margin ( dB )	SPA Reading (dBm)	S.G. Power ( dBm )	TX Cable loss ( dB )	TX Antenna Gain (dBi)	Polarization (H/V)
Lowest	5028	-48.83	-25	-23.83	-70.63	-60.10	1.34	12.61	H
	7542	-43.59	-25	-18.59	-72.84	-53.05	1.91	11.37	H
	10057	-37.41	-25	-12.41	-71.87	-46.19	2.29	11.07	H
									H
									H
									H
									H
	5028	-36.22	-25	-11.22	-58.56	-47.49	1.34	12.61	V
	7542	-43.34	-25	-18.34	-72.73	-52.80	1.91	11.37	V
	10057	-38.79	-25	-13.79	-71.97	-47.57	2.29	11.07	V
									V
									V
									V
									V
Middle	5074	-39.65	-25	-14.65	-61.57	-50.96	1.32	12.64	H
	7610	-41.45	-25	-16.45	-70.7	-51.17	1.89	11.61	H
	10147	-35.92	-25	-10.92	-70.48	-44.65	2.28	11.01	H
									H
									H
									H
									H
	5074	-28.94	-25	-3.94	-51.53	-40.25	1.32	12.64	V
	7610	-41.56	-25	-16.56	-70.99	-51.28	1.89	11.61	V
	10147	-36.43	-25	-11.43	-69.86	-45.16	2.28	11.01	V
									V
									V
									V
									V





Highest	5119	-49.93	-25	-24.93	-71.95	-61.28	1.31	12.66	H
	7678	-42.44	-25	-17.44	-71.79	-52.19	1.89	11.64	H
	10237	-37.11	-25	-12.11	-71.79	-45.80	2.27	10.96	H
									H
									H
									H
									H
	5119	-48.95	-25	-23.95	-71.76	-60.30	1.31	12.66	V
	7678	-42.40	-25	-17.40	-71.97	-52.15	1.89	11.64	V
	10237	-38.33	-25	-13.33	-72.03	-47.02	2.27	10.96	V
									V
									V
									V
									V

Remark: Spurious emissions within 30-1000MHz were found more than 20dB below limit line.



**LTE Band 66B**

LTE Band 66B / 5MHz+10MHz / QPSK									
Channel	Frequency ( MHz )	EIRP ( dBm )	Limit ( dBm )	Margin ( dB )	SPA Reading (dBm)	S.G. Power ( dBm )	TX Cable loss ( dB )	TX Antenna Gain (dBi)	Polarization (H/V)
Lowest	3429	-53.13	-13	-40.13	-71.35	-64.52	1.15	12.54	H
	5144	-49.75	-13	-36.75	-71.84	-61.12	1.30	12.67	H
	6859	-45.15	-13	-32.15	-72.76	-55.67	1.85	12.36	H
									H
									H
									H
									H
	3429	-53.42	-13	-40.42	-71.77	-64.81	1.15	12.54	V
	5144	-49.33	-13	-36.33	-72.27	-60.70	1.30	12.67	V
	6859	-44.32	-13	-31.32	-72.62	-54.84	1.85	12.36	V
									V
									V
									V
									V
Middle	3504	-52.36	-13	-39.36	-71.71	-63.47	1.27	12.38	H
	5257	-50.17	-13	-37.17	-72.85	-61.64	1.40	12.87	H
	7009	-44.80	-13	-31.80	-72.69	-54.74	1.84	11.78	H
									H
									H
									H
									H
	3504	-52.51	-13	-39.51	-71.39	-63.62	1.27	12.38	V
	5257	-48.51	-13	-35.51	-72.38	-59.98	1.40	12.87	V
	7009	-44.41	-13	-31.41	-72.41	-54.35	1.84	11.78	V
									V
									V
									V
									V



Highest	3539	-52.58	-13	-39.58	-71.77	-63.53	1.30	12.24	H
	5309	-49.42	-13	-36.42	-72.51	-60.94	1.50	13.03	H
	7079	-44.47	-13	-31.47	-72.64	-54.23	1.84	11.60	H
									H
									H
									H
									H
	3539	-52.41	-13	-39.41	-71.38	-63.36	1.30	12.24	V
	5309	-48.26	-13	-35.26	-72.71	-59.78	1.50	13.03	V
	7079	-44.54	-13	-31.54	-72.93	-54.30	1.84	11.60	V
									V
									V
									V
									V

Remark: Spurious emissions within 30-1000MHz were found more than 20dB below limit line.



### LTE Band 66C

LTE Band 66C / 5MHz+20MHz / QPSK									
Channel	Frequency ( MHz )	EIRP ( dBm )	Limit ( dBm )	Margin ( dB )	SPA Reading (dBm)	S.G. Power ( dBm )	TX Cable loss ( dB )	TX Antenna Gain (dBi)	Polarization (H/V)
Lowest	3430	-53.56	-13	-40.56	-71.78	-64.95	1.15	12.54	H
	5146	-50.06	-13	-37.06	-72.15	-61.43	1.30	12.67	H
	6861	-45.51	-13	-32.51	-73.12	-56.02	1.85	12.36	H
									H
									H
									H
									H
	3430	-53.20	-13	-40.20	-71.56	-64.59	1.15	12.54	V
	5146	-49.26	-13	-36.26	-72.21	-60.63	1.30	12.67	V
	6861	-44.64	-13	-31.64	-72.92	-55.15	1.85	12.36	V
									V
									V
									V
									V
Middle	3495	-52.79	-13	-39.79	-72.1	-63.94	1.26	12.41	H
	5243	-50.15	-13	-37.15	-72.72	-61.61	1.37	12.83	H
	6991	-44.84	-13	-31.84	-72.67	-54.84	1.84	11.84	H
									H
									H
									H
									H
	3495	-53.23	-13	-40.23	-72.05	-64.38	1.26	12.41	V
	5243	-49.31	-13	-36.31	-73.03	-60.77	1.37	12.83	V
	6991	-44.49	-13	-31.49	-72.44	-54.49	1.84	11.84	V
									V
									V
									V
									V
								V	



Highest	3520	-52.16	-13	-39.16	-71.45	-63.20	1.28	12.32	H
	5281	-50.00	-13	-37.00	-72.87	-61.50	1.45	12.94	H
	7041	-44.74	-13	-31.74	-72.76	-54.60	1.84	11.70	H
									H
									H
									H
									H
	3520	-52.86	-13	-39.86	-71.78	-63.90	1.28	12.32	V
	5281	-48.86	-13	-35.86	-73	-60.36	1.45	12.94	V
	7041	-44.73	-13	-31.73	-72.88	-54.59	1.84	11.70	V
									V
									V
									V
									V

Remark: Spurious emissions within 30-1000MHz were found more than 20dB below limit line.