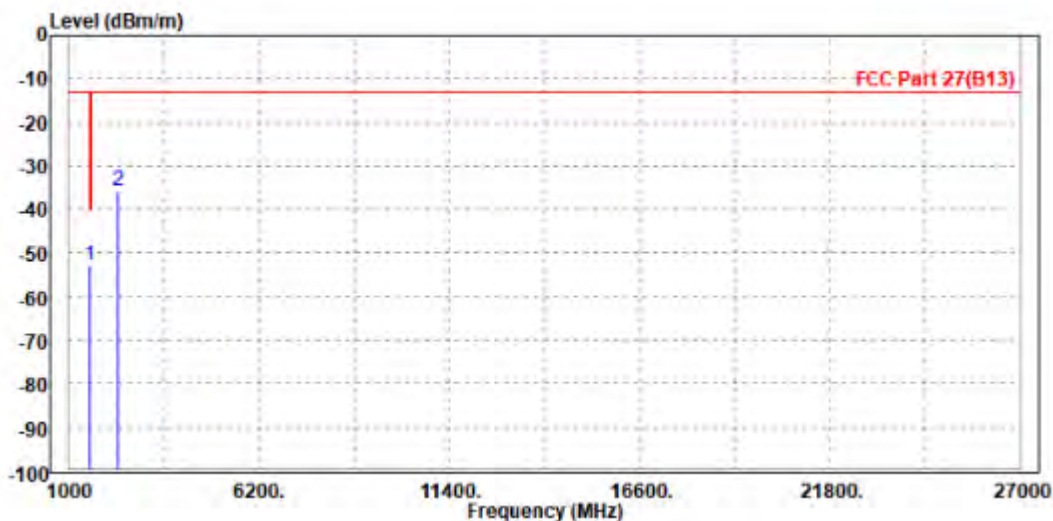




Test Report No.: W7L-211220W001RF03

MODE	TX channel 23205	FREQUENCY RANGE	Above 1000MHz
ENVIRONMENTAL CONDITIONS	23deg. C, 70%RH	INPUT POWER	EUT 4.0V
TESTED BY	Jace Hu		
ANTENNA POLARITY & TEST DISTANCE: VERTICAL AT 3 M			

	Read	Limit	Over				
Freq	Level	Level	Line	Limit	Factor	Remark	Pol/Phase
MHz	dBm/m	dBm	dBm/m	dB	dB/m		
1 PP 1560.000	-52.77	-55.36	-40.00	-12.77	2.59	Peak	Vertical
2 2340.000	-35.72	-42.63	-13.00	-22.72	6.91	Peak	Vertical



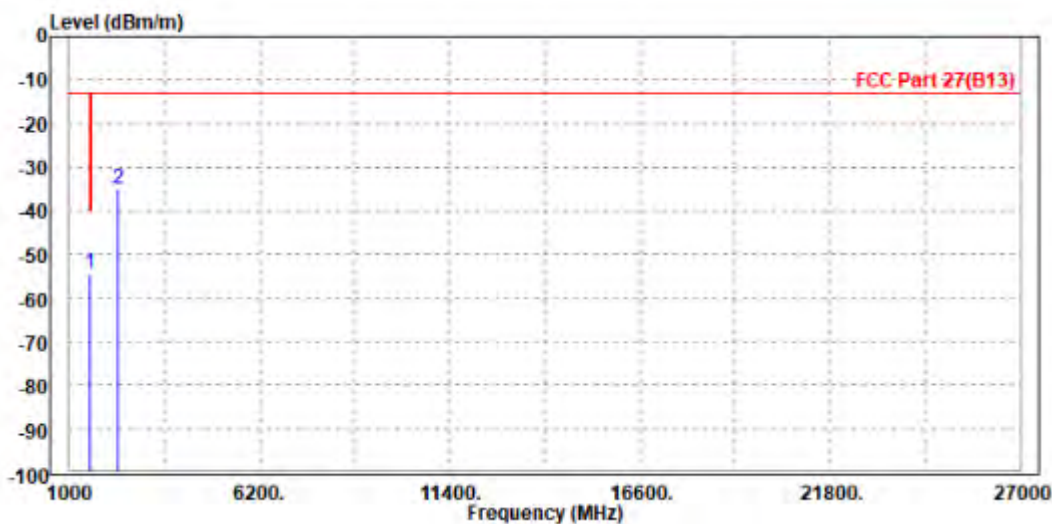


Test Report No.: W7L-211220W001RF03

CH23230

MODE	TX channel 23230	FREQUENCY RANGE	Above 1000MHz
ENVIRONMENTAL CONDITIONS	23deg. C, 70%RH	INPUT POWER	EUT 4.0V
TESTED BY	Jace Hu		
ANTENNA POLARITY & TEST DISTANCE: HORIZONTAL AT 3 M			

	Freq	Level	Read Level	Limit Line	Over Limit	Factor	Remark	Pol/Phase
	MHz	dBm/m	dBm	dBm/m	dB	dB/m		
1	PP 1572.000	-54.44	-56.76	-40.00	-14.44	2.32	Peak	Horizontal
2	2346.000	-35.16	-43.06	-13.00	-22.16	7.90	Peak	Horizontal

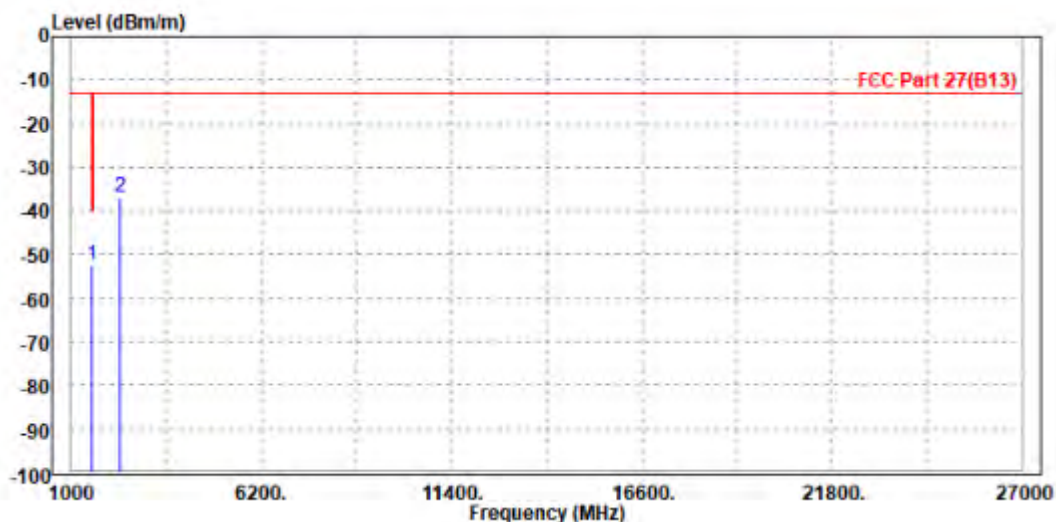




Test Report No.: W7L-211220W001RF03

MODE	TX channel 23230	FREQUENCY RANGE	Above 1000MHz
ENVIRONMENTAL CONDITIONS	23deg. C, 70%RH	INPUT POWER	EUT 4.0V
TESTED BY	Jace Hu		
ANTENNA POLARITY & TEST DISTANCE: VERTICAL AT 3 M			

	Freq	Level	Read Level	Limit Line	Over Limit	Factor	Remark	Pol/Phase
	MHz	dBm/m	dBm	dBm/m	dB	dB/m		
1	PP 1564.000	-52.45	-55.07	-40.00	-12.45	2.62	Peak	Vertical
2	2352.000	-36.83	-43.75	-13.00	-23.83	6.92	Peak	Vertical



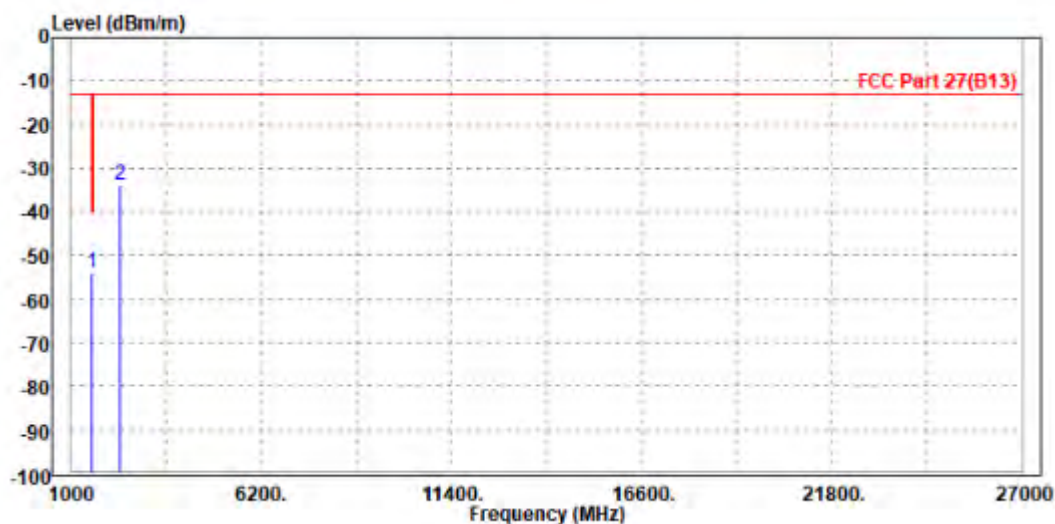


Test Report No.: W7L-211220W001RF03

CH23255

MODE	TX channel 23255	FREQUENCY RANGE	Above 1000MHz
ENVIRONMENTAL CONDITIONS	23deg. C, 70%RH	INPUT POWER	EUT 4.0V
TESTED BY	Jace Hu		
ANTENNA POLARITY & TEST DISTANCE: HORIZONTAL AT 3 M			

	Freq	Level	Read Level	Limit Line	Over Limit	Factor	Remark	Pol/Phase
	MHz	dBm/m	dBm	dBm/m	dB	dB/m		
1	PP 1570.000	-54.11	-56.41	-40.00	-14.11	2.30	Peak	Horizontal
2	2355.000	-33.90	-41.80	-13.00	-20.90	7.90	Peak	Horizontal

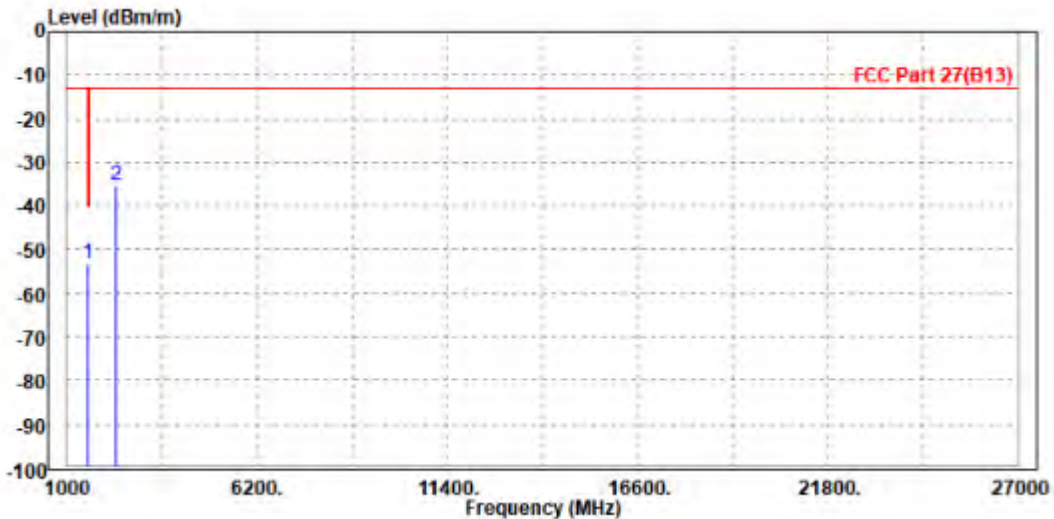




Test Report No.: W7L-211220W001RF03

MODE	TX channel 23255	FREQUENCY RANGE	Above 1000MHz
ENVIRONMENTAL CONDITIONS	23deg. C, 70%RH	INPUT POWER	EUT 4.0V
TESTED BY	Jace Hu		
ANTENNA POLARITY & TEST DISTANCE: VERTICAL AT 3 M			

	Freq	Level	Read Level	Limit Line	Over Limit	Factor	Remark	Pol/Phase
	MHz	dBm/m	dBm	dBm/m	dB	dB/m		
1	PP 1572.000	-53.31	-56.01	-40.00	-13.31	2.70	Peak	Vertical
2	2352.000	-35.32	-42.24	-13.00	-22.32	6.92	Peak	Vertical



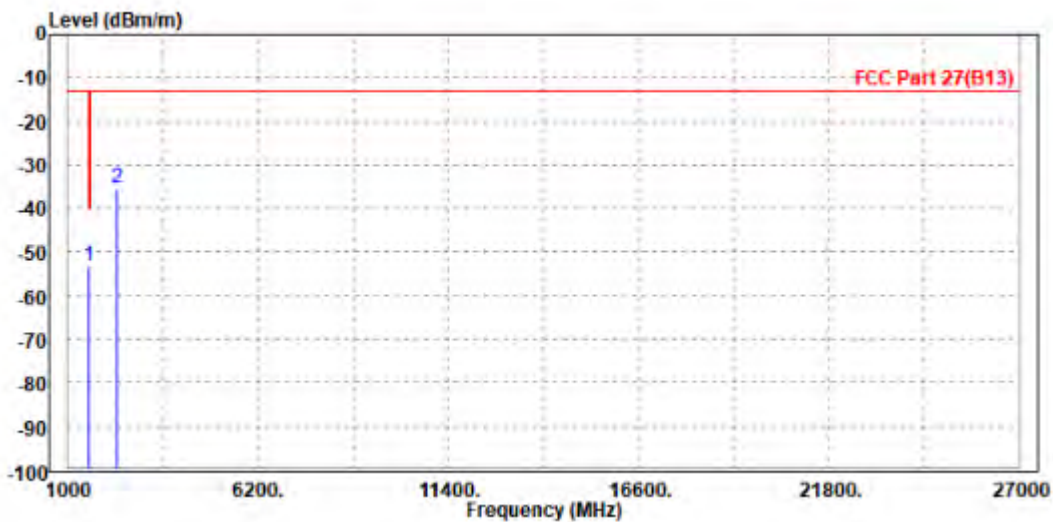


Test Report No.: W7L-211220W001RF03

CHANNEL BANDWIDTH: 10MHz /QPSK

MODE	TX channel 23230	FREQUENCY RANGE	Above 1000MHz
ENVIRONMENTAL CONDITIONS	23deg. C, 70%RH	INPUT POWER	EUT 4.0V
TESTED BY	Jace Hu		
ANTENNA POLARITY & TEST DISTANCE: HORIZONTAL AT 3 M			

	Freq	Level	Read Level	Limit Line	Over Limit	Factor	Remark	Pol/Phase
	MHz	dBm/m	dBm	dBm/m	dB	dB/m		
1	PP 1564.000	-53.37	-55.60	-40.00	-13.37	2.23	Peak	Horizontal
2	2352.000	-35.26	-43.16	-13.00	-22.26	7.90	Peak	Horizontal

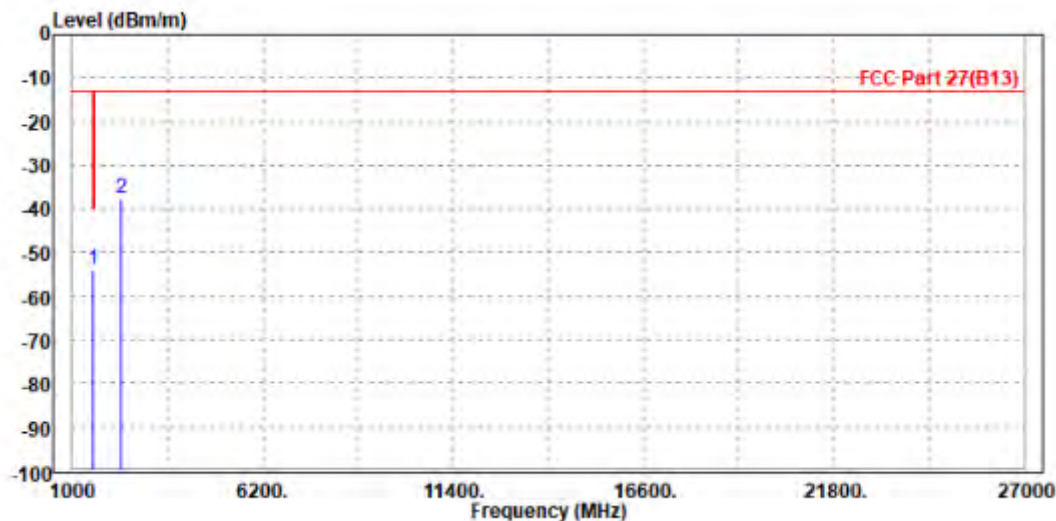




Test Report No.: W7L-211220W001RF03

MODE	TX channel 23230	FREQUENCY RANGE	Above 1000MHz
ENVIRONMENTAL CONDITIONS	23deg. C, 70%RH	INPUT POWER	EUT 4.0V
TESTED BY	Jace Hu		
ANTENNA POLARITY & TEST DISTANCE: VERTICAL AT 3 M			

	Freq	Level	Read Level	Limit Line	Over Limit	Factor	Remark	Pol/Phase
	MHz	dBm/m	dBm	dBm/m	dB	dB/m		
1	PP 1572.000	-54.11	-56.81	-40.00	-14.11	2.70	Peak	Vertical
2	2346.000	-37.82	-44.73	-13.00	-24.82	6.91	Peak	Vertical

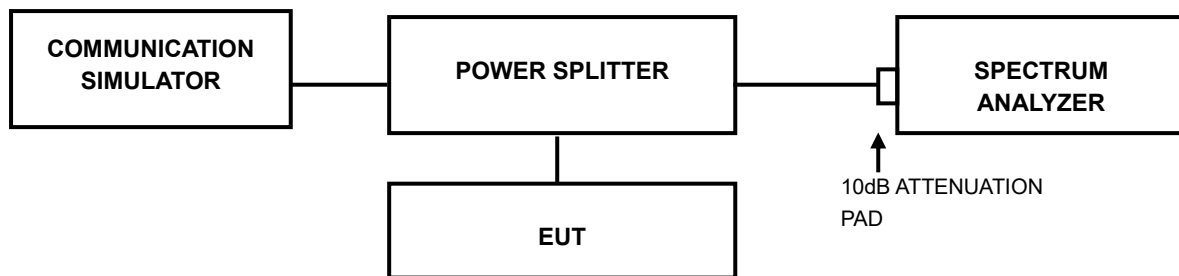


3.7 PEAK TO AVERAGE RATIO

3.7.1 LIMITS OF PEAK TO AVERAGE RATIO MEASUREMENT

In measuring transmissions in this band using an average power technique, the peak to-average ratio (PAR) of the transmission may not exceed 13 dB

3.7.2 TEST SETUP



3.7.3 TEST PROCEDURES

1. Set resolution/measurement bandwidth \geq signal's occupied bandwidth;
2. Set the number of counts to a value that stabilizes the measured CCDF curve;
3. Record the maximum PAPR level associated with a probability of 0.1%.



Test Report No.: W7L-211220W001RF03

3.7.4 TEST RESULTS

Please Refer to Appendix A Of this test report.



Test Report No.: W7L-211220W001RF03

4 INFORMATION ON THE TESTING LABORATORIES

We, BV 7LAYERS COMMUNICATIONS TECHNOLOGY (SHENZHEN) CO., LTD., were founded in 2015 to provide our best service in EMC, Radio, Telecom and Safety consultation. Our laboratories are accredited and approved according to ISO/IEC 17025.

If you have any comments, please feel free to contact us at the following:

Shenzhen EMC/RF Lab:

Tel: +86-755-88696566

Fax: +86-755-88696577

Email: customerservice.sw@bureauveritas.com

Web Site: www.adt.com.tw

The address and road map of all our labs can be found in our web site also.



Test Report No.: W7L-211220W001RF03

5 MODIFICATIONS RECORDERS FOR ENGINEERING CHANGES TO THE EUT BY THE LAB

No any modifications are made to the EUT by the lab during the test.



Test Report No.: W7L-211220W001RF03

APPENDIX A:

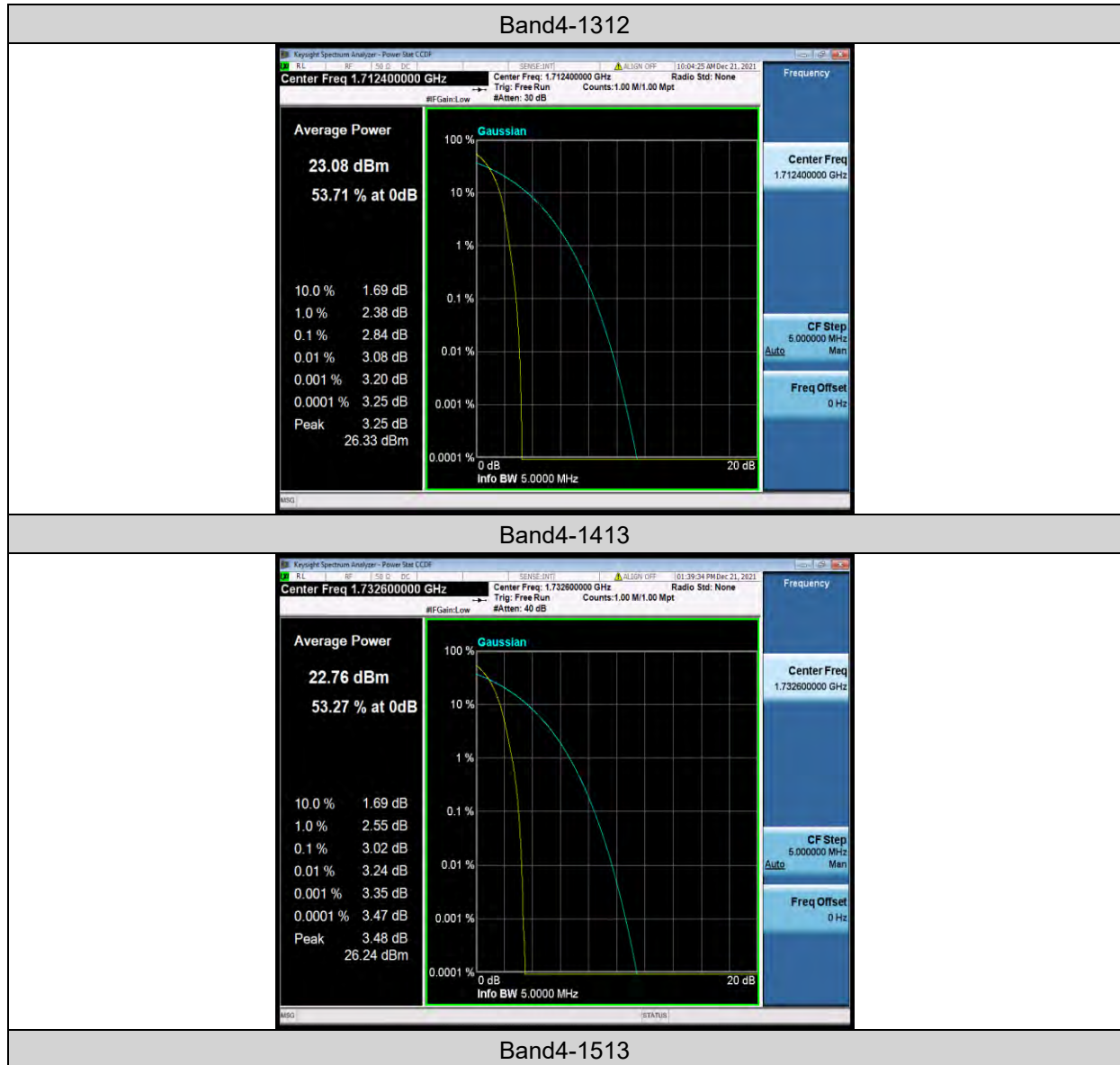
WCDMA BAND4

PEAK-TO-AVERAGE RATIO

Test Result

Band	Channel	Peak-to-Average Ratio(dB)	Limit(dBm)	Verdict
Band4	1312	2.84	13	PASS
Band4	1413	3.02	13	PASS
Band4	1513	2.93	13	PASS

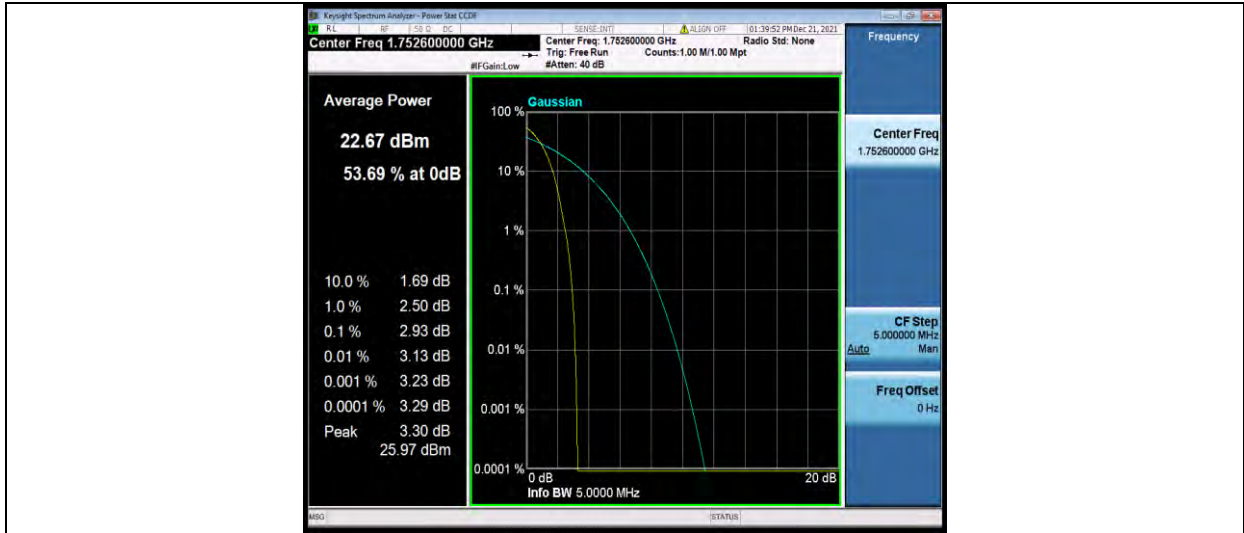
Test Graphs





BUREAU VERITAS

Test Report No.: W7L-211220W001RF03





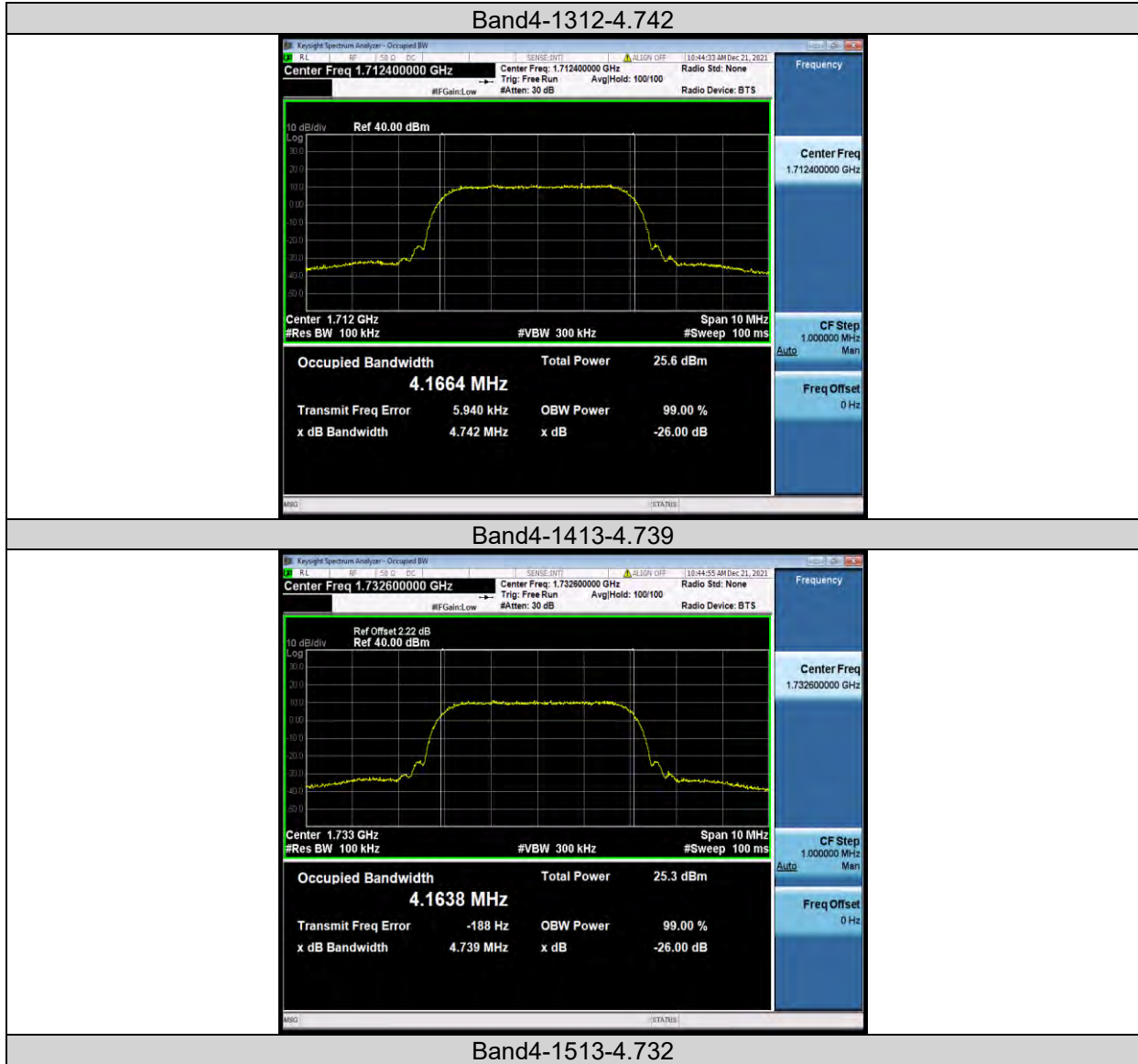
Test Report No.: W7L-211220W001RF03

26DB BANDWIDTH AND OCCUPIED BANDWIDTH

Test Result

Band	Channel	Occupied Bandwidth (MHz)	26dB Bandwidth (MHz)	Limit(MHz)	Verdict
Band4	1312	4.1664	4.742	---	PASS
Band4	1413	4.1638	4.739	---	PASS
Band4	1513	4.1628	4.732	---	PASS

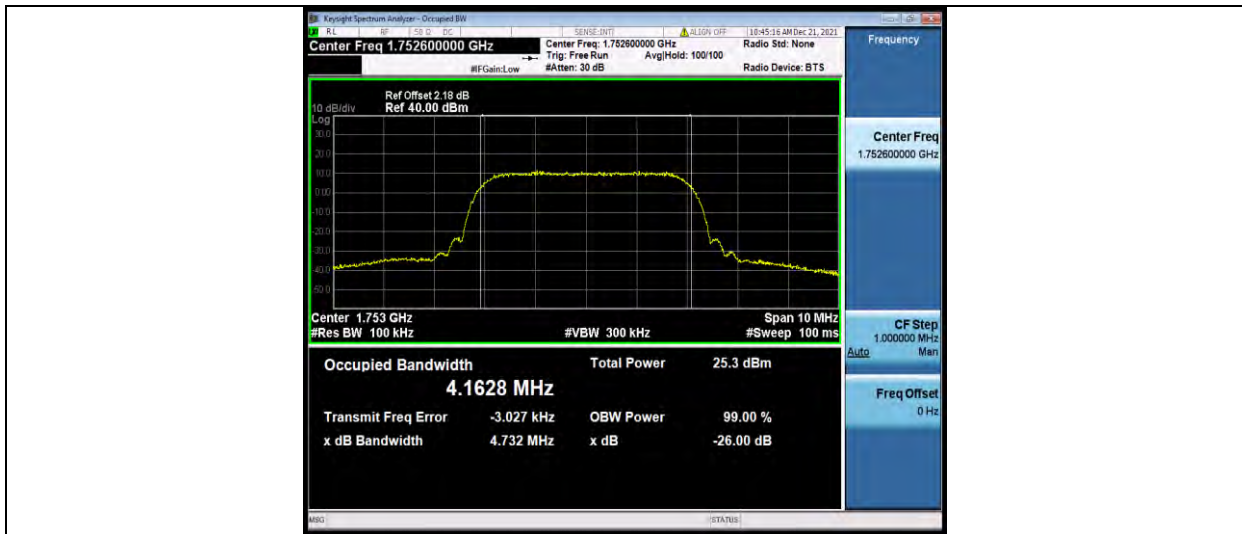
Test Graphs





BUREAU
VERITAS

Test Report No.: W7L-211220W001RF03





Test Report No.: W7L-211220W001RF03

BAND EDGE

Test Result

Band	Channel	Frequency (MHz)	Result (dBm)	Limit(dBm)	Verdict
Band4	1312	1710.00	-26.83	-13	PASS
Band4	1513	1755.00	-27.11	-13	PASS

Test Graphs





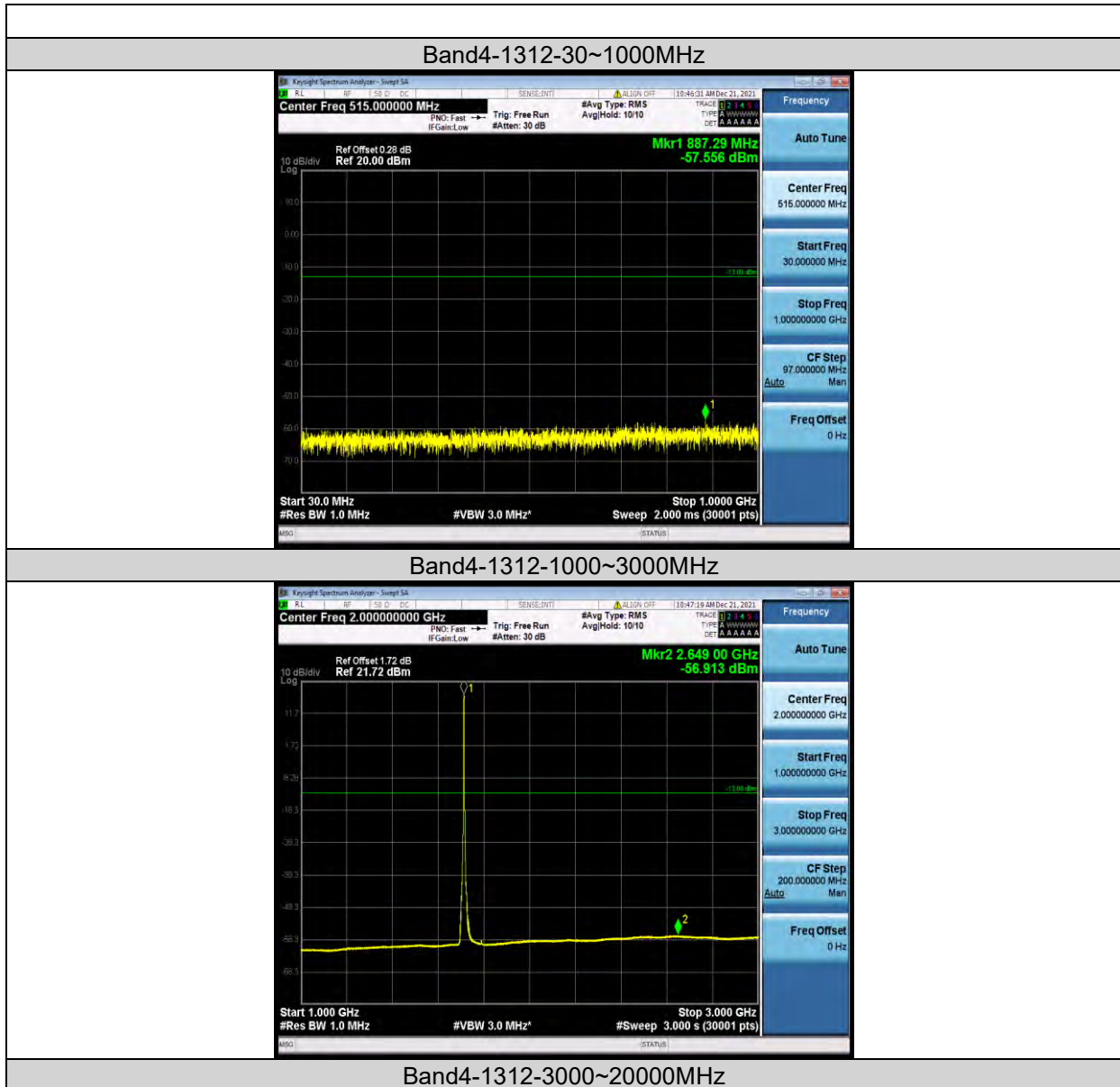
Test Report No.: W7L-211220W001RF03

CONDUCTED SPURIOUS EMISSION

Test Result

Band	Channel	Frequency Range (Mhz)	Frequency (dBm)	Result (dBm)	Limit (dBm)	Verdict
Band4	1312	30~1000MHz	887.29	-57.56	-13	PASS
Band4	1312	1000~3000MHz	2649	-56.91	-13	PASS
Band4	1312	3000~20000MHz	3426.7	-52.23	-13	PASS
Band4	1413	30~1000MHz	903.78	-57.26	-13	PASS
Band4	1413	1000~3000MHz	2642.73	-56.84	-13	PASS
Band4	1413	3000~20000MHz	3466.93	-53.1	-13	PASS
Band4	1513	30~1000MHz	828.21	-58.06	-13	PASS
Band4	1513	1000~3000MHz	2642	-56.89	-13	PASS
Band4	1513	3000~20000MHz	3503.77	-50.48	-13	PASS

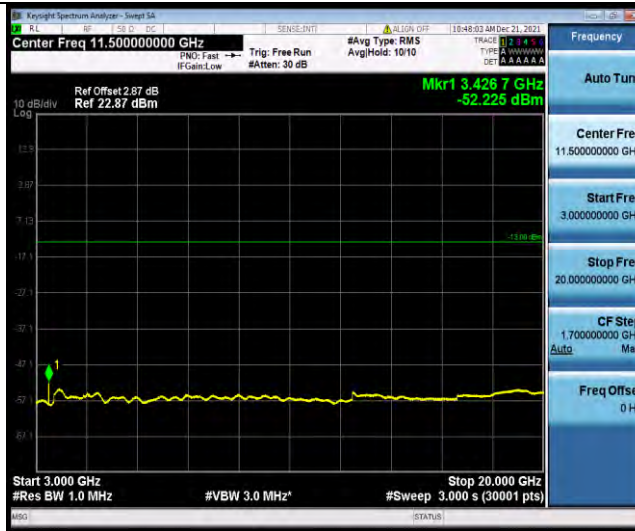
Test Graphs



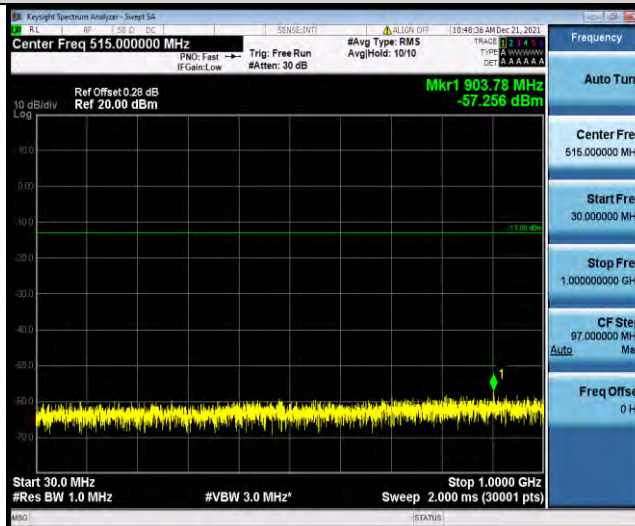


BUREAU VERITAS

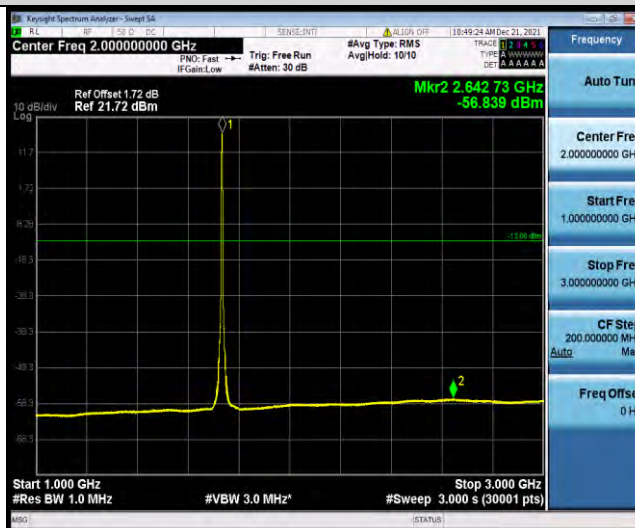
Test Report No.: W7L-211220W001RF03



Band4-1413-30~1000MHz



Band4-1413-1000~3000MHz



Band4-1413-3000~20000MHz

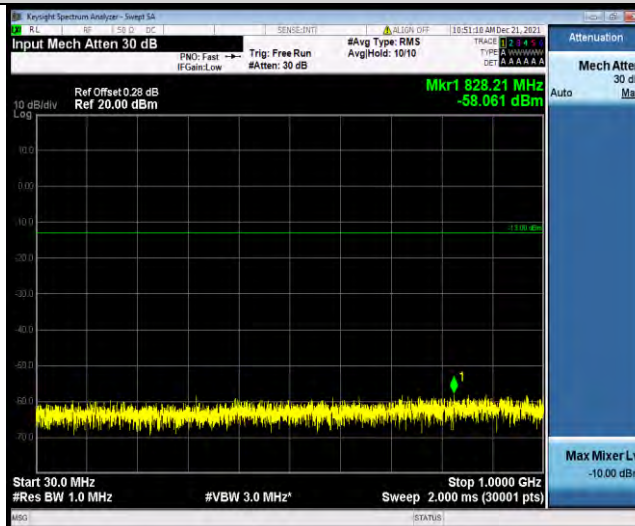


BUREAU VERITAS

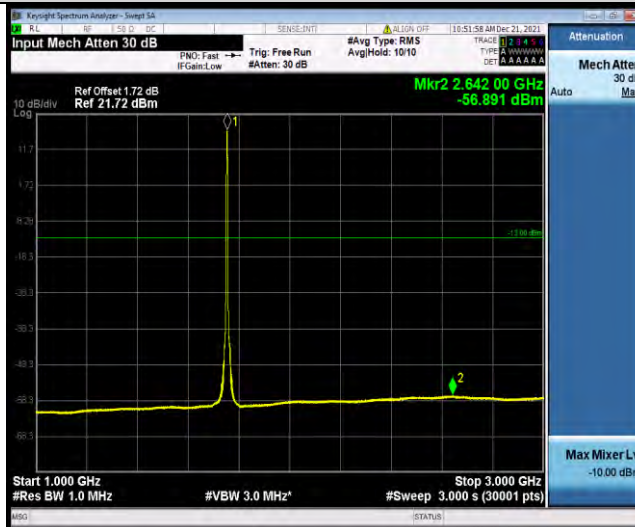
Test Report No.: W7L-211220W001RF03



Band4-1513-30~1000MHz



Band4-1513-1000~3000MHz



Band4-1513-3000~20000MHz



BUREAU
VERITAS

Test Report No.: W7L-211220W001RF03





Test Report No.: W7L-211220W001RF03

FREQUENCY STABILITY

Test Result

Voltage							
Band	Channel	Voltage (Vdc)	Temperature (°C)	Deviation (Hz)	Deviation (ppm)	Limit (ppm)	Verdict
Band4	1312	VL	NT	1.63	0.000952	±2.5	PASS
Band4	1312	VN	NT	1.26	0.000736	±2.5	PASS
Band4	1312	VH	NT	1.95	0.001139	±2.5	PASS
Band4	1413	VL	NT	-11.40	-0.006580	±2.5	PASS
Band4	1413	VN	NT	-11.35	-0.006551	±2.5	PASS
Band4	1413	VH	NT	-11.57	-0.006678	±2.5	PASS
Band4	1513	VL	NT	4.03	0.002299	±2.5	PASS
Band4	1513	VN	NT	3.90	0.002225	±2.5	PASS
Band4	1513	VH	NT	3.68	0.002100	±2.5	PASS

Temperature							
Band	Channel	Voltage (Vdc)	Temperature (°C)	Deviation (Hz)	Deviation (ppm)	Limit (ppm)	Verdict
Band4	1312	NV	-30	2.14	0.001250	±2.5	PASS
Band4	1312	NV	-20	2.40	0.001402	±2.5	PASS
Band4	1312	NV	0	2.65	0.001548	±2.5	PASS
Band4	1312	NV	10	2.63	0.001536	±2.5	PASS
Band4	1312	NV	20	2.99	0.001746	±2.5	PASS
Band4	1413	NV	-30	-11.43	-0.006597	±2.5	PASS
Band4	1413	NV	-20	-11.37	-0.006562	±2.5	PASS
Band4	1413	NV	0	-11.34	-0.006545	±2.5	PASS
Band4	1413	NV	10	-11.24	-0.006487	±2.5	PASS
Band4	1413	NV	20	-11.45	-0.006609	±2.5	PASS
Band4	1513	NV	-30	3.59	0.002048	±2.5	PASS
Band4	1513	NV	-20	3.76	0.002145	±2.5	PASS
Band4	1513	NV	0	3.76	0.002145	±2.5	PASS
Band4	1513	NV	10	3.55	0.002026	±2.5	PASS
Band4	1513	NV	20	3.60	0.002054	±2.5	PASS



LTE BAND4

PEAK-TO-AVERAGE RATIO(CCDF)

Test Result

Band	Bandwidth	Modulation	Channel	RB Configuration	Result(dB)	Limit(dB)	Verdict
Band4	1.4MHz	QPSK	19957	1RB#0	3.43	13	PASS
Band4	1.4MHz	QPSK	19957	6RB#0	4.70	13	PASS
Band4	1.4MHz	QPSK	20175	1RB#0	3.71	13	PASS
Band4	1.4MHz	QPSK	20175	6RB#0	5.05	13	PASS
Band4	1.4MHz	QPSK	20393	1RB#0	3.61	13	PASS
Band4	1.4MHz	QPSK	20393	6RB#0	5.01	13	PASS
Band4	1.4MHz	16QAM	19957	1RB#0	4.86	13	PASS
Band4	1.4MHz	16QAM	19957	6RB#0	5.58	13	PASS
Band4	1.4MHz	16QAM	20175	1RB#0	5.26	13	PASS
Band4	1.4MHz	16QAM	20175	6RB#0	5.88	13	PASS
Band4	1.4MHz	16QAM	20393	1RB#0	5.06	13	PASS
Band4	1.4MHz	16QAM	20393	6RB#0	5.83	13	PASS
Band4	3MHz	QPSK	19965	1RB#0	3.24	13	PASS
Band4	3MHz	QPSK	19965	15RB#0	4.56	13	PASS
Band4	3MHz	QPSK	20175	1RB#0	3.49	13	PASS
Band4	3MHz	QPSK	20175	15RB#0	5.02	13	PASS
Band4	3MHz	QPSK	20385	1RB#0	3.35	13	PASS
Band4	3MHz	QPSK	20385	15RB#0	4.90	13	PASS
Band4	3MHz	16QAM	19965	1RB#0	4.43	13	PASS
Band4	3MHz	16QAM	19965	15RB#0	5.45	13	PASS
Band4	3MHz	16QAM	20175	1RB#0	5.01	13	PASS
Band4	3MHz	16QAM	20175	15RB#0	5.87	13	PASS
Band4	3MHz	16QAM	20385	1RB#0	4.87	13	PASS
Band4	3MHz	16QAM	20385	15RB#0	5.77	13	PASS
Band4	5MHz	QPSK	19975	1RB#0	3.14	13	PASS
Band4	5MHz	QPSK	19975	25RB#0	4.73	13	PASS
Band4	5MHz	QPSK	20175	1RB#0	3.51	13	PASS
Band4	5MHz	QPSK	20175	25RB#0	5.05	13	PASS
Band4	5MHz	QPSK	20375	1RB#0	3.34	13	PASS
Band4	5MHz	QPSK	20375	25RB#0	4.93	13	PASS
Band4	5MHz	16QAM	19975	1RB#0	4.52	13	PASS
Band4	5MHz	16QAM	19975	25RB#0	5.55	13	PASS
Band4	5MHz	16QAM	20175	1RB#0	5.06	13	PASS
Band4	5MHz	16QAM	20175	25RB#0	5.85	13	PASS
Band4	5MHz	16QAM	20375	1RB#0	4.64	13	PASS
Band4	5MHz	16QAM	20375	25RB#0	5.73	13	PASS
Band4	10MHz	QPSK	20000	1RB#0	3.16	13	PASS
Band4	10MHz	QPSK	20000	50RB#0	4.96	13	PASS
Band4	10MHz	QPSK	20175	1RB#0	3.57	13	PASS
Band4	10MHz	QPSK	20175	50RB#0	5.11	13	PASS
Band4	10MHz	QPSK	20350	1RB#0	3.28	13	PASS



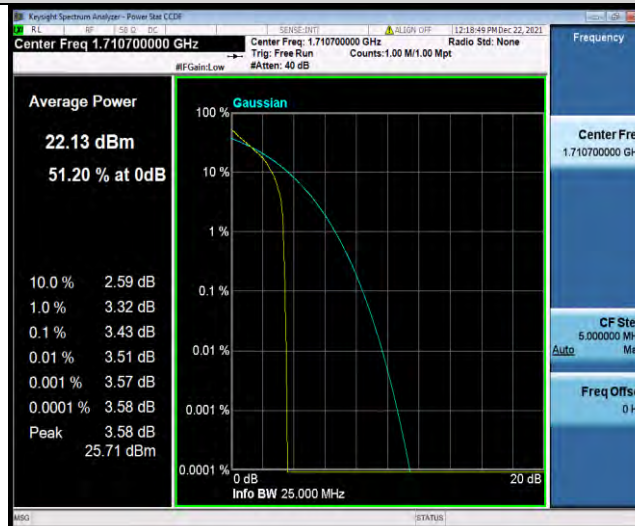
BUREAU
VERITAS

Test Report No.: W7L-211220W001RF03

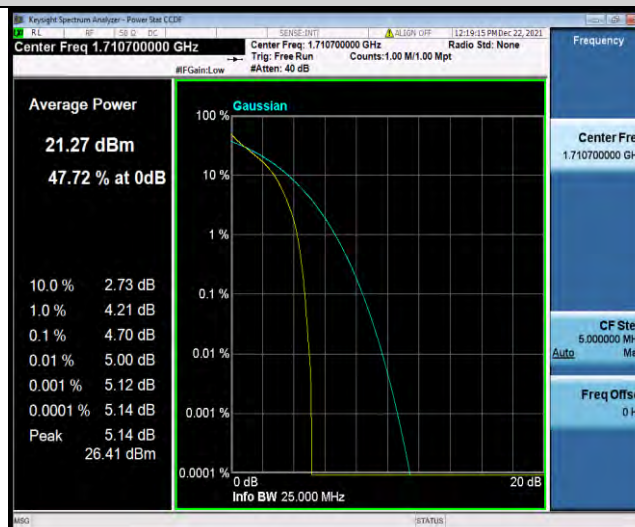
Band4	10MHz	QPSK	20350	50RB#0	4.87	13	PASS
Band4	10MHz	16QAM	20000	1RB#0	4.53	13	PASS
Band4	10MHz	16QAM	20000	50RB#0	5.80	13	PASS
Band4	10MHz	16QAM	20175	1RB#0	5.18	13	PASS
Band4	10MHz	16QAM	20175	50RB#0	5.91	13	PASS
Band4	10MHz	16QAM	20350	1RB#0	4.76	13	PASS
Band4	10MHz	16QAM	20350	50RB#0	5.71	13	PASS
Band4	15MHz	QPSK	20025	1RB#0	3.11	13	PASS
Band4	15MHz	QPSK	20025	75RB#0	5.21	13	PASS
Band4	15MHz	QPSK	20175	1RB#0	3.51	13	PASS
Band4	15MHz	QPSK	20175	75RB#0	5.26	13	PASS
Band4	15MHz	QPSK	20325	1RB#0	3.23	13	PASS
Band4	15MHz	QPSK	20325	75RB#0	5.02	13	PASS
Band4	15MHz	16QAM	20025	1RB#0	4.44	13	PASS
Band4	15MHz	16QAM	20025	75RB#0	5.97	13	PASS
Band4	15MHz	16QAM	20175	1RB#0	5.08	13	PASS
Band4	15MHz	16QAM	20175	75RB#0	5.98	13	PASS
Band4	15MHz	16QAM	20325	1RB#0	4.64	13	PASS
Band4	15MHz	16QAM	20325	75RB#0	5.76	13	PASS
Band4	20MHz	QPSK	20050	1RB#0	3.09	13	PASS
Band4	20MHz	QPSK	20050	100RB#0	5.10	13	PASS
Band4	20MHz	QPSK	20175	1RB#0	3.54	13	PASS
Band4	20MHz	QPSK	20175	100RB#0	5.11	13	PASS
Band4	20MHz	QPSK	20300	1RB#0	3.31	13	PASS
Band4	20MHz	QPSK	20300	100RB#0	4.97	13	PASS
Band4	20MHz	16QAM	20050	1RB#0	4.44	13	PASS
Band4	20MHz	16QAM	20050	100RB#0	5.93	13	PASS
Band4	20MHz	16QAM	20175	1RB#0	5.20	13	PASS
Band4	20MHz	16QAM	20175	100RB#0	5.90	13	PASS
Band4	20MHz	16QAM	20300	1RB#0	4.85	13	PASS
Band4	20MHz	16QAM	20300	100RB#0	5.77	13	PASS

Test Graphs

Band4-1.4MHz-QPSK-19957-1RB#0



Band4-1.4MHz-QPSK-19957-6RB#0

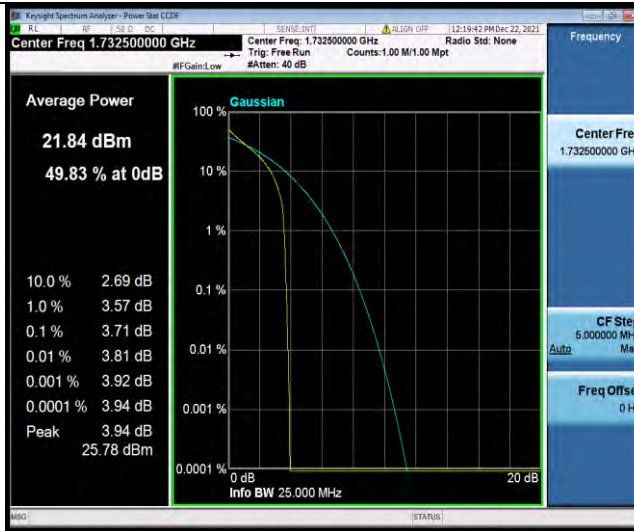


Band4-1.4MHz-QPSK-20175-1RB#0

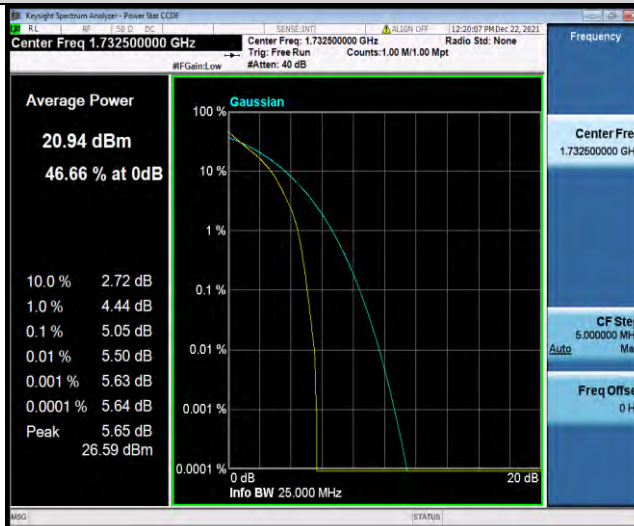


BUREAU VERITAS

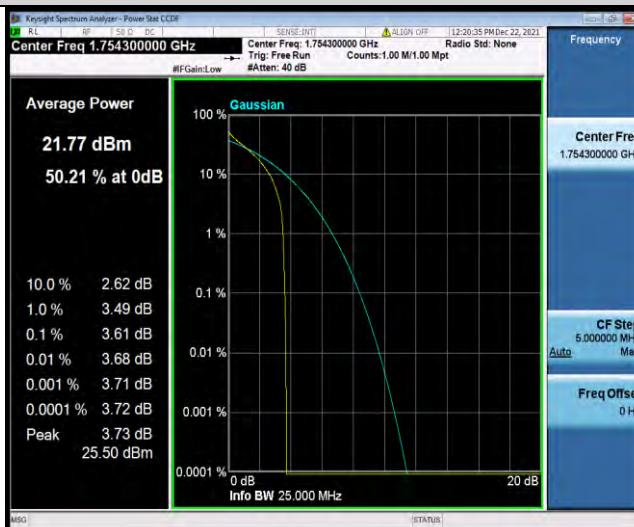
Test Report No.: W7L-211220W001RF03



Band4-1.4MHz-QPSK-20175-6RB#0



Band4-1.4MHz-QPSK-20393-1RB#0

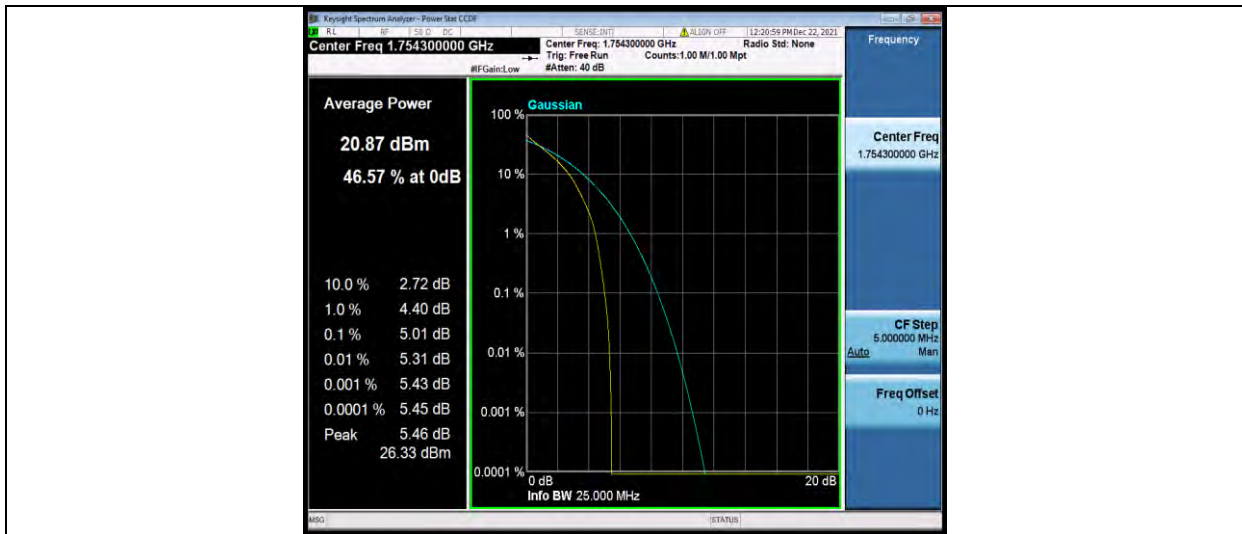


Band4-1.4MHz-QPSK-20393-6RB#0

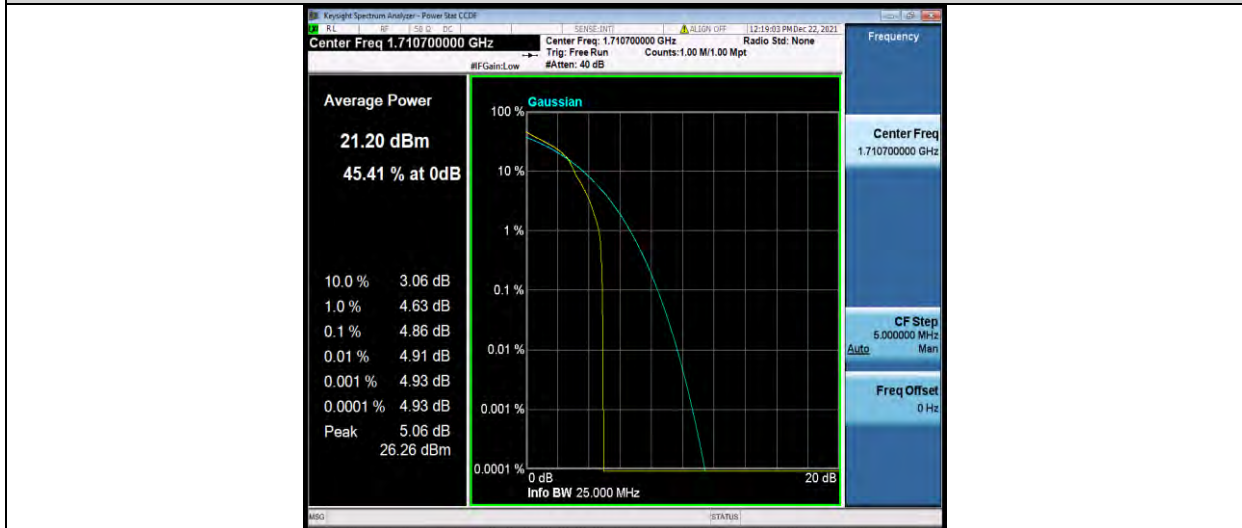


BUREAU VERITAS

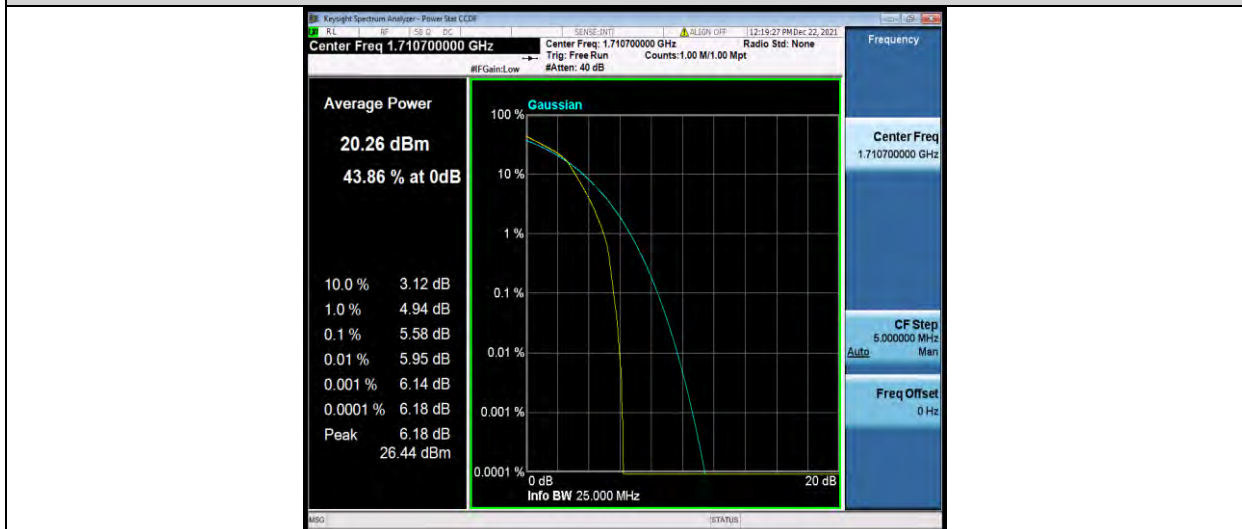
Test Report No.: W7L-211220W001RF03



Band4-1.4MHz-16QAM-19957-1RB#0



Band4-1.4MHz-16QAM-19957-6RB#0

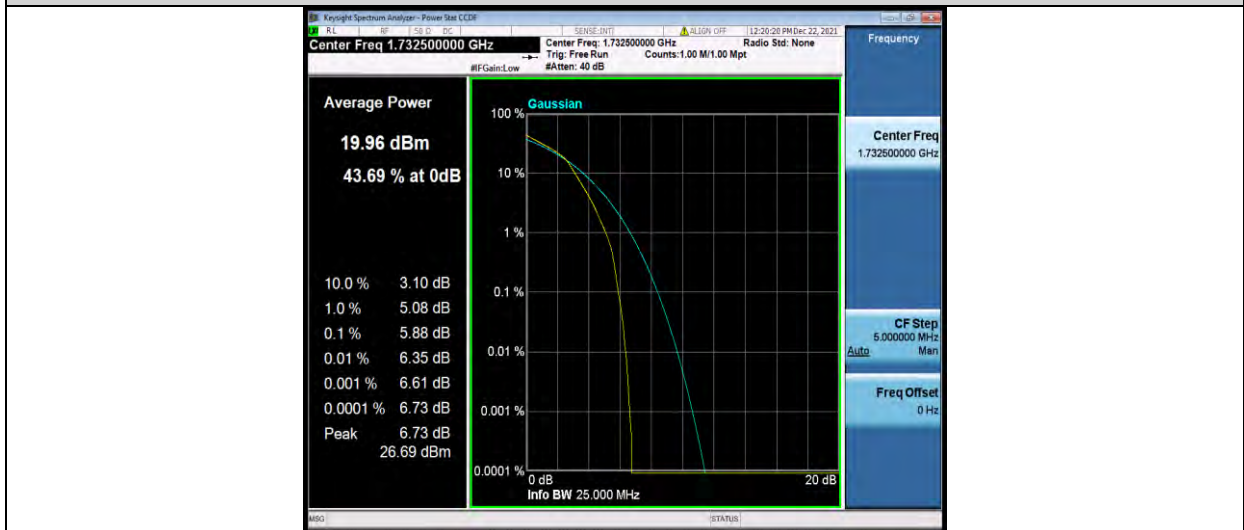
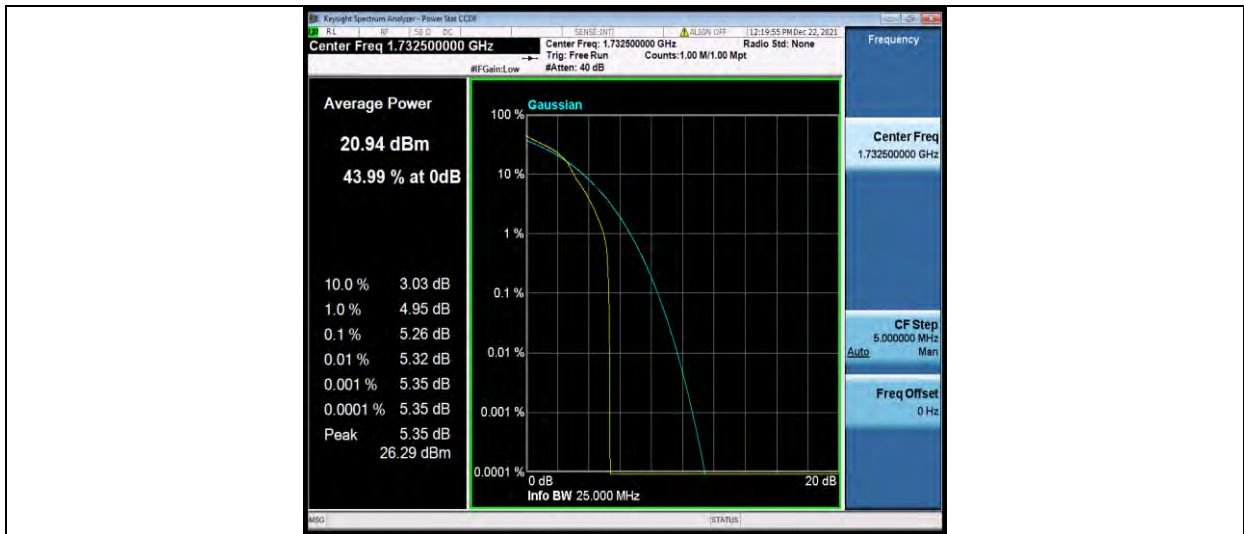


Band4-1.4MHz-16QAM-20175-1RB#0



BUREAU VERITAS

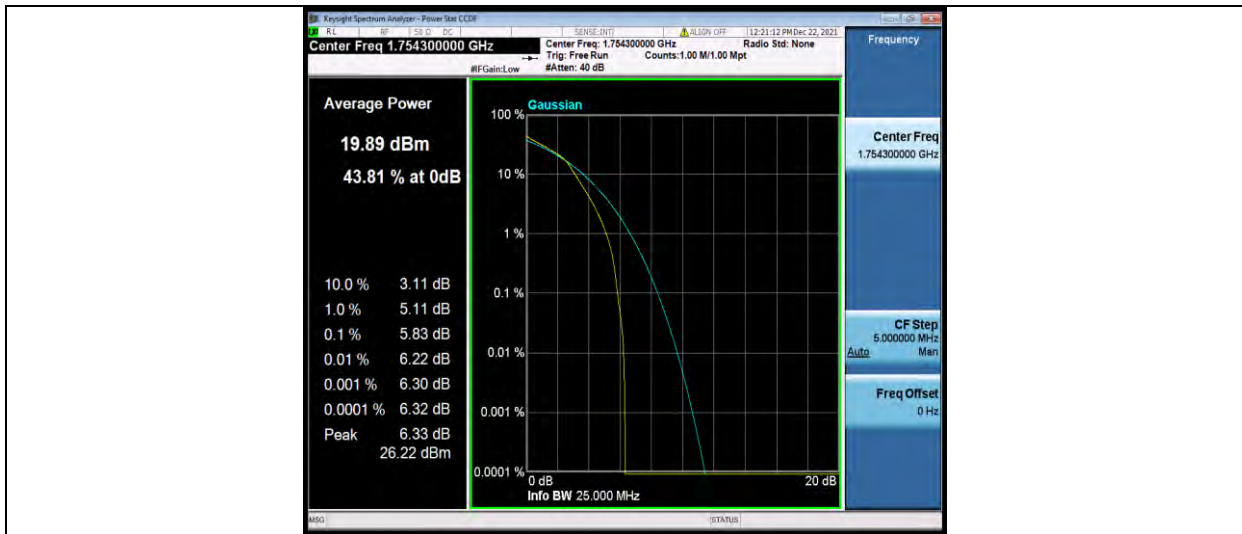
Test Report No.: W7L-211220W001RF03



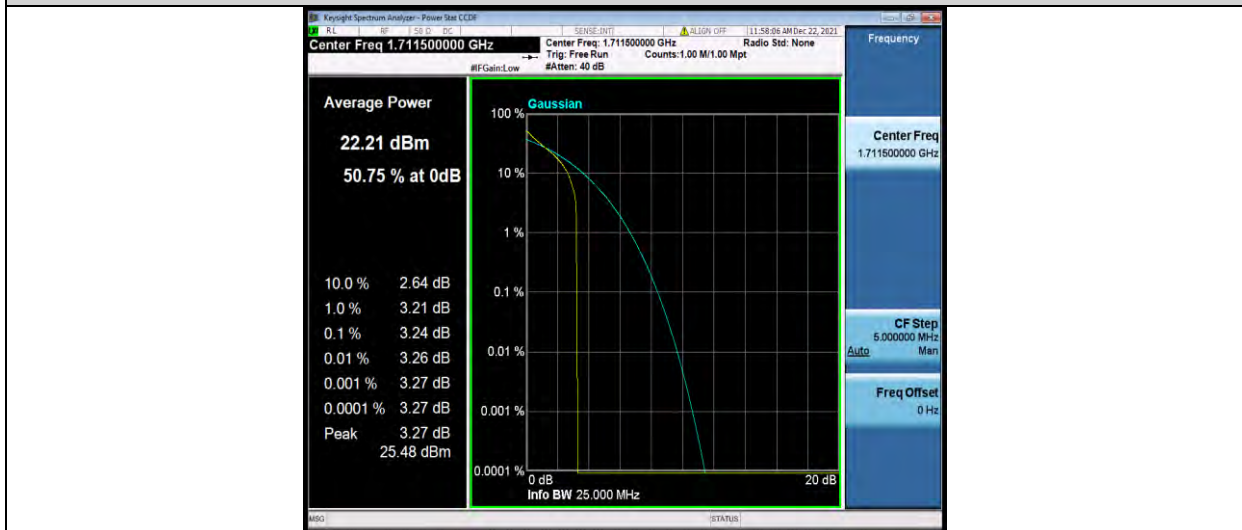


BUREAU VERITAS

Test Report No.: W7L-211220W001RF03



Band4-3MHz-QPSK-19965-1RB#0



Band4-3MHz-QPSK-19965-15RB#0

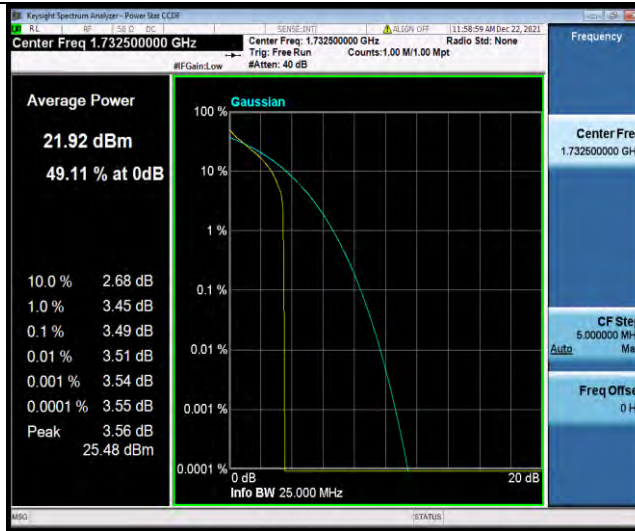


Band4-3MHz-QPSK-20175-1RB#0

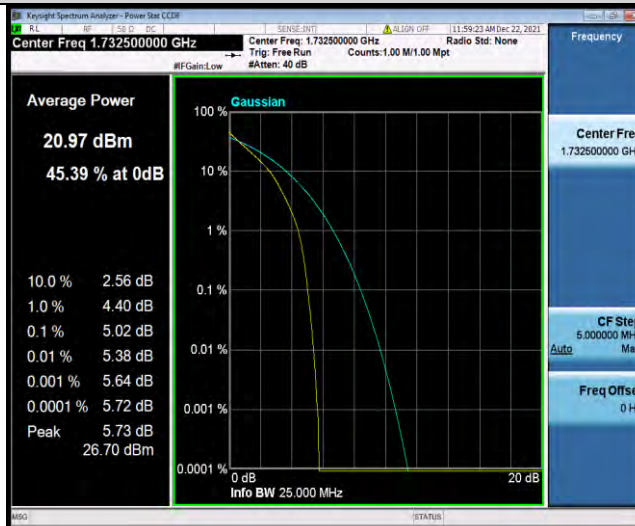


BUREAU VERITAS

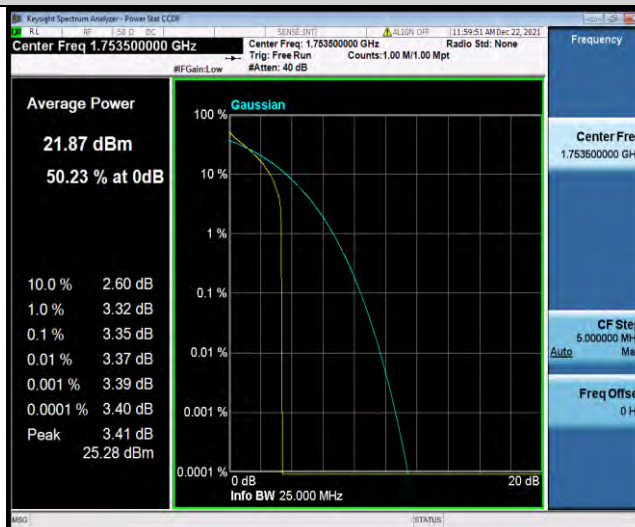
Test Report No.: W7L-211220W001RF03



Band4-3MHz-QPSK-20175-15RB#0



Band4-3MHz-QPSK-20385-1RB#0

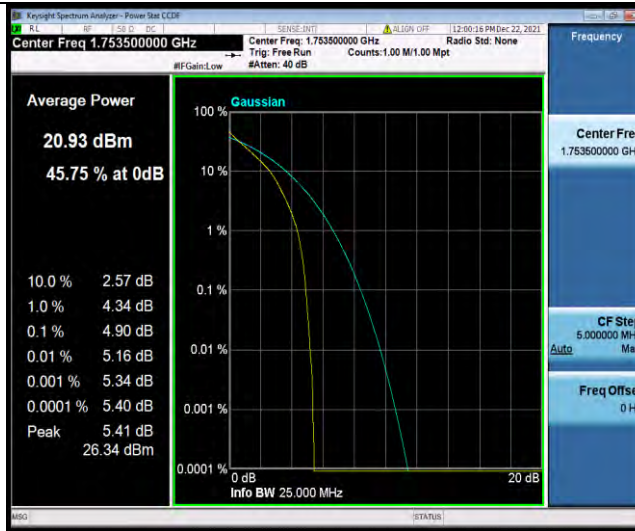


Band4-3MHz-QPSK-20385-15RB#0



BUREAU VERITAS

Test Report No.: W7L-211220W001RF03



Band4-3MHz-16QAM-19965-1RB#0



Band4-3MHz-16QAM-19965-15RB#0

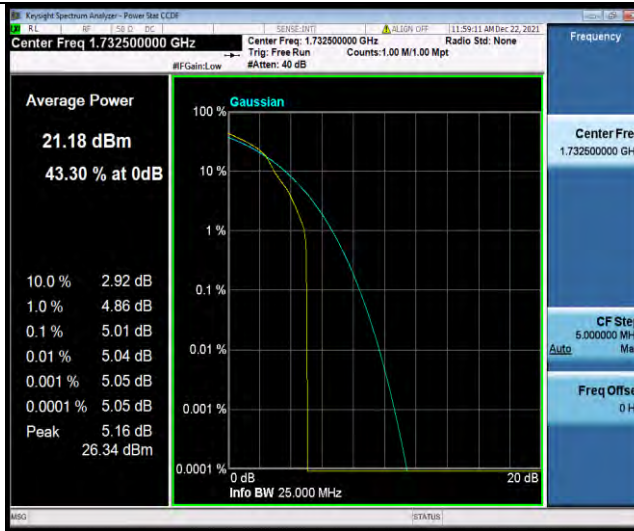


Band4-3MHz-16QAM-20175-1RB#0

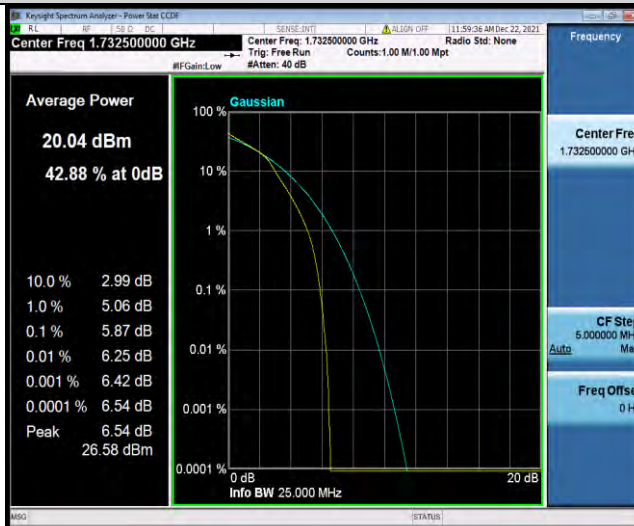


BUREAU VERITAS

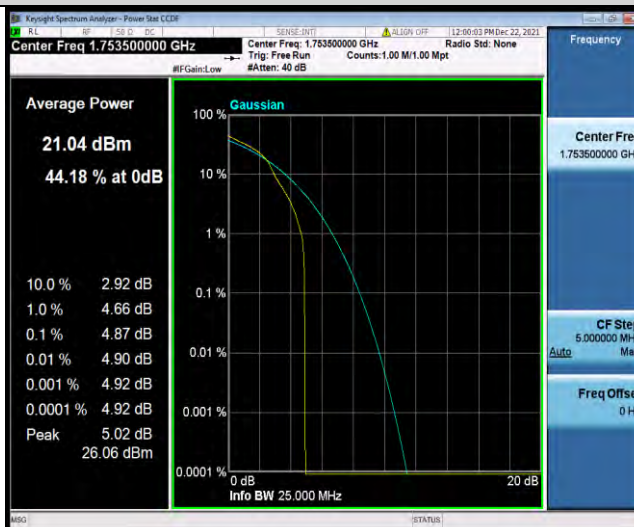
Test Report No.: W7L-211220W001RF03



Band4-3MHz-16QAM-20175-15RB#0



Band4-3MHz-16QAM-20385-1RB#0

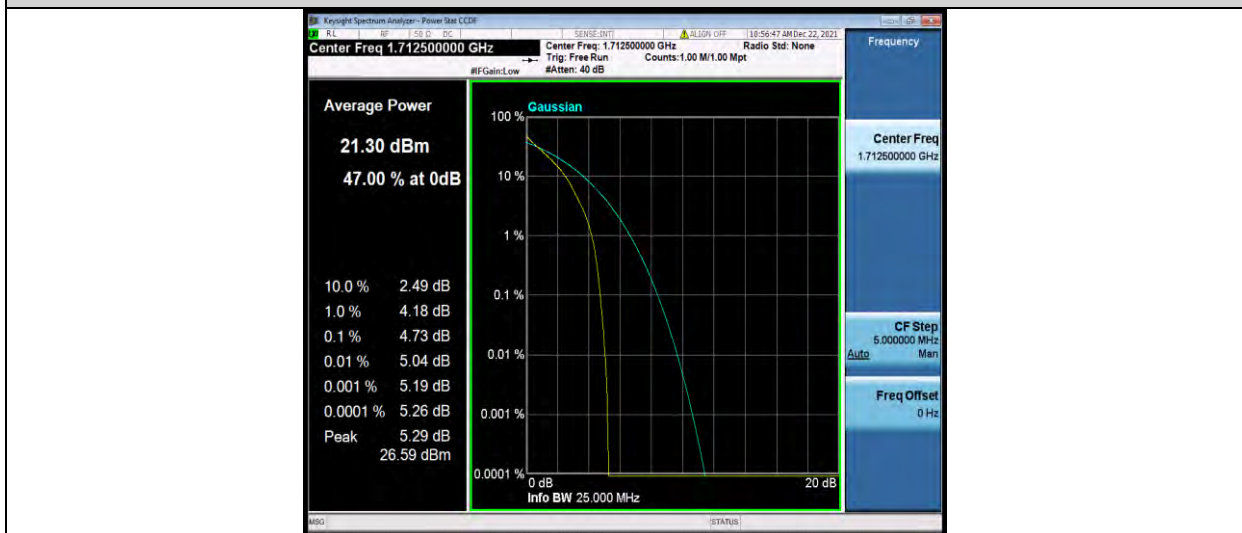
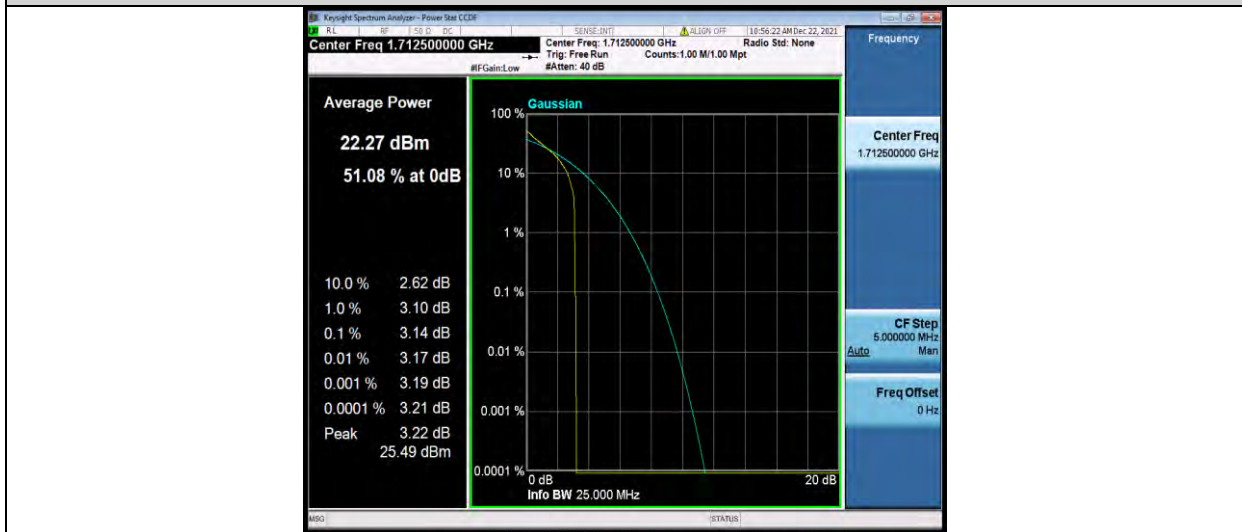
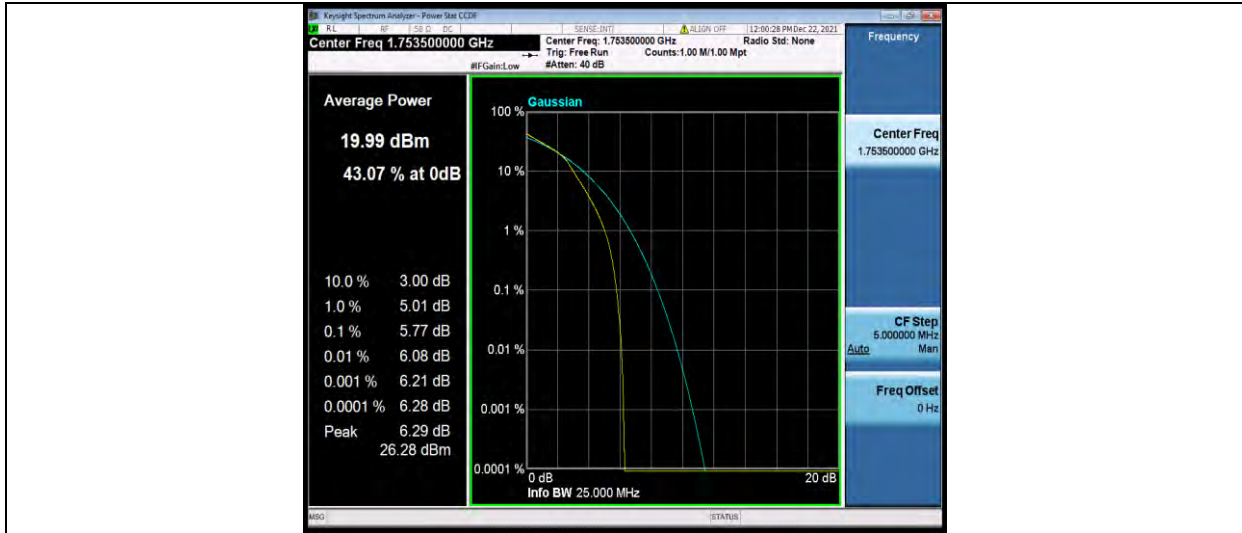


Band4-3MHz-16QAM-20385-15RB#0



BUREAU VERITAS

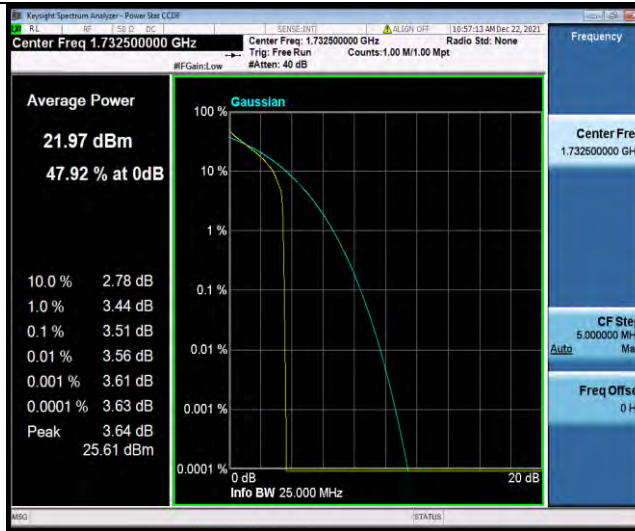
Test Report No.: W7L-211220W001RF03



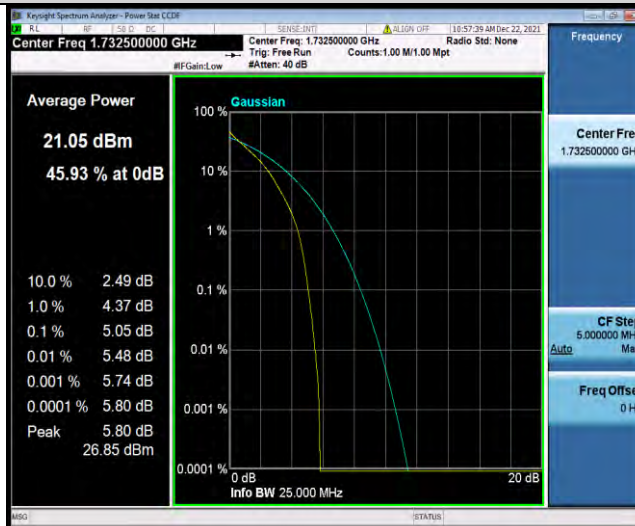


BUREAU
VERITAS

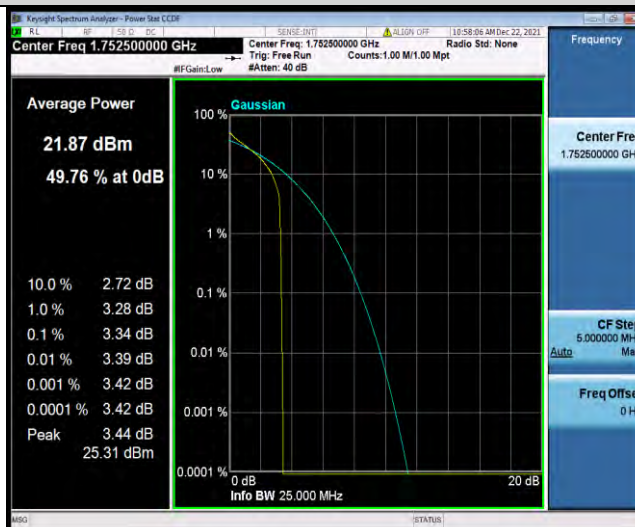
Test Report No.: W7L-211220W001RF03



Band4-5MHz-QPSK-20175-25RB#0



Band4-5MHz-QPSK-20375-1RB#0



Band4-5MHz-QPSK-20375-25RB#0

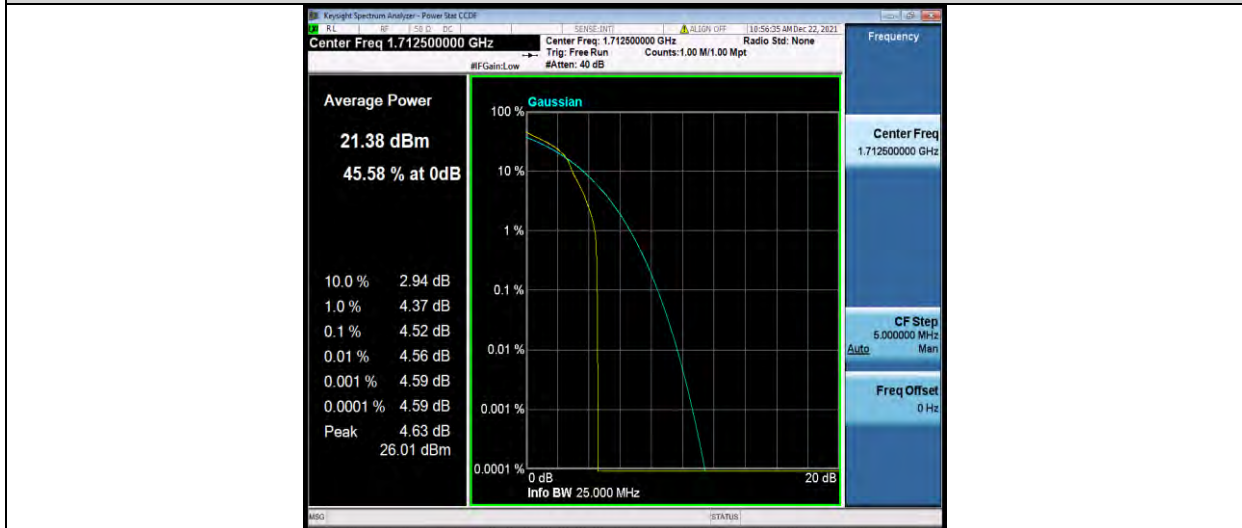


BUREAU VERITAS

Test Report No.: W7L-211220W001RF03



Band4-5MHz-16QAM-19975-1RB#0



Band4-5MHz-16QAM-19975-25RB#0

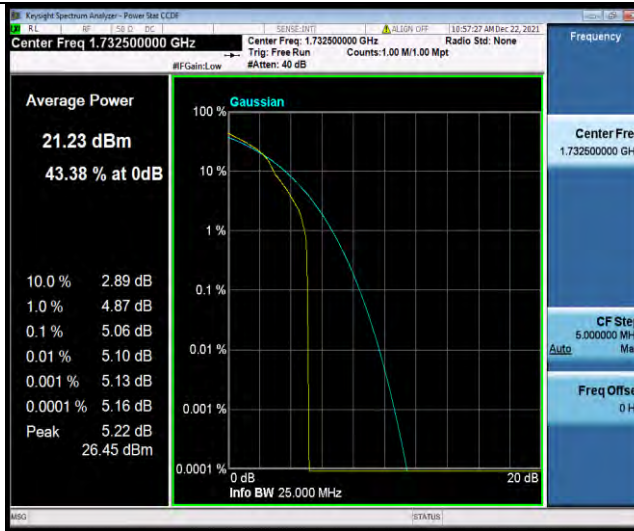


Band4-5MHz-16QAM-20175-1RB#0

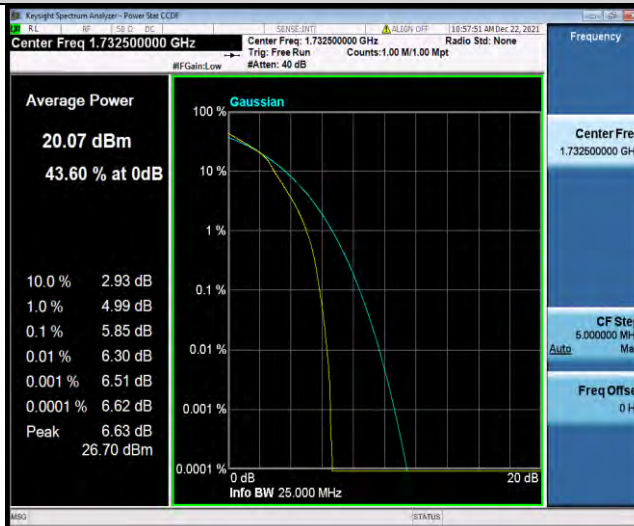


BUREAU
VERITAS

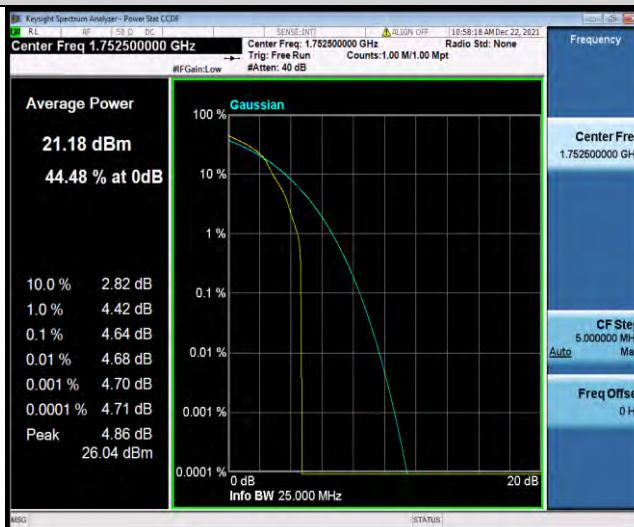
Test Report No.: W7L-211220W001RF03



Band4-5MHz-16QAM-20175-25RB#0



Band4-5MHz-16QAM-20375-1RB#0

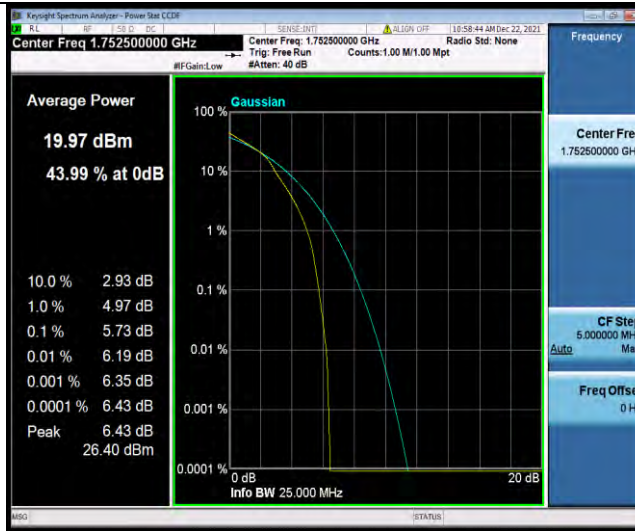


Band4-5MHz-16QAM-20375-25RB#0



BUREAU
VERITAS

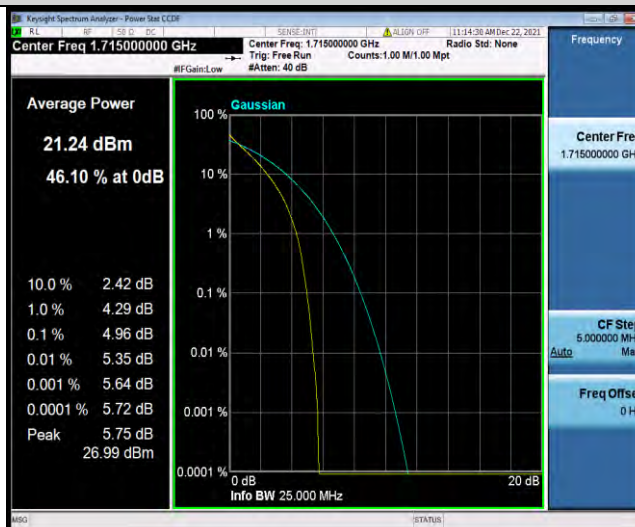
Test Report No.: W7L-211220W001RF03



Band4-10MHz-QPSK-20000-1RB#0



Band4-10MHz-QPSK-20000-50RB#0

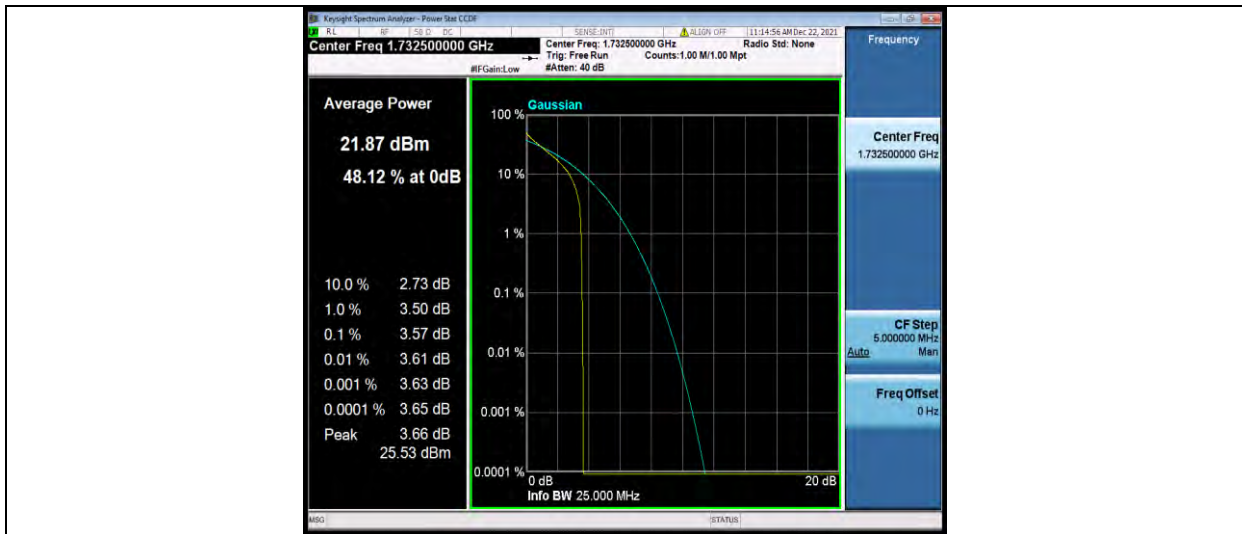


Band4-10MHz-QPSK-20175-1RB#0

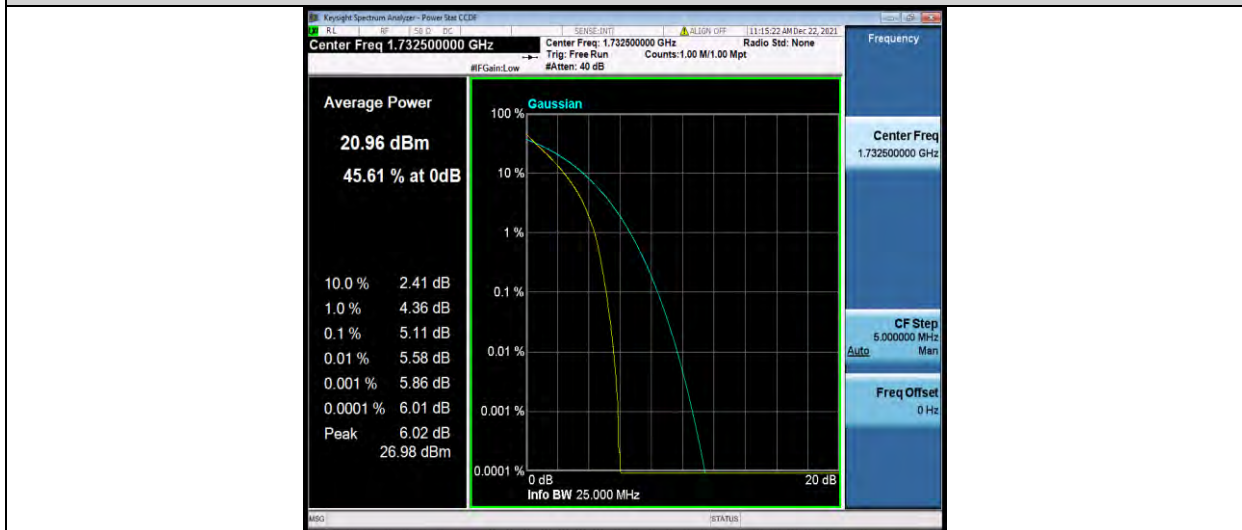


BUREAU VERITAS

Test Report No.: W7L-211220W001RF03



Band4-10MHz-QPSK-20175-50RB#0



Band4-10MHz-QPSK-20350-1RB#0

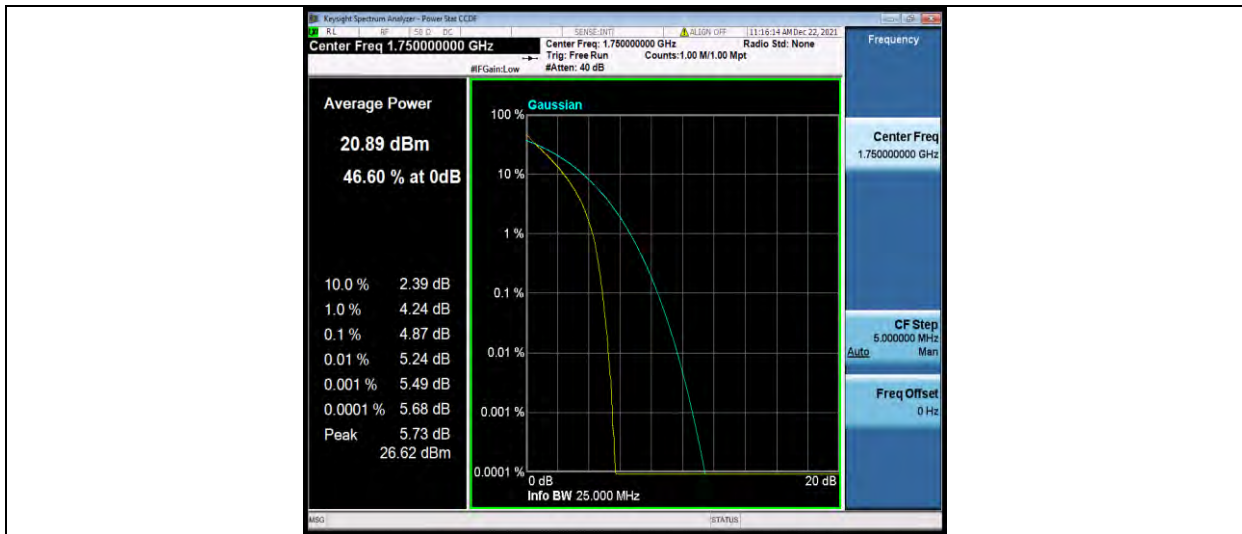


Band4-10MHz-QPSK-20350-50RB#0

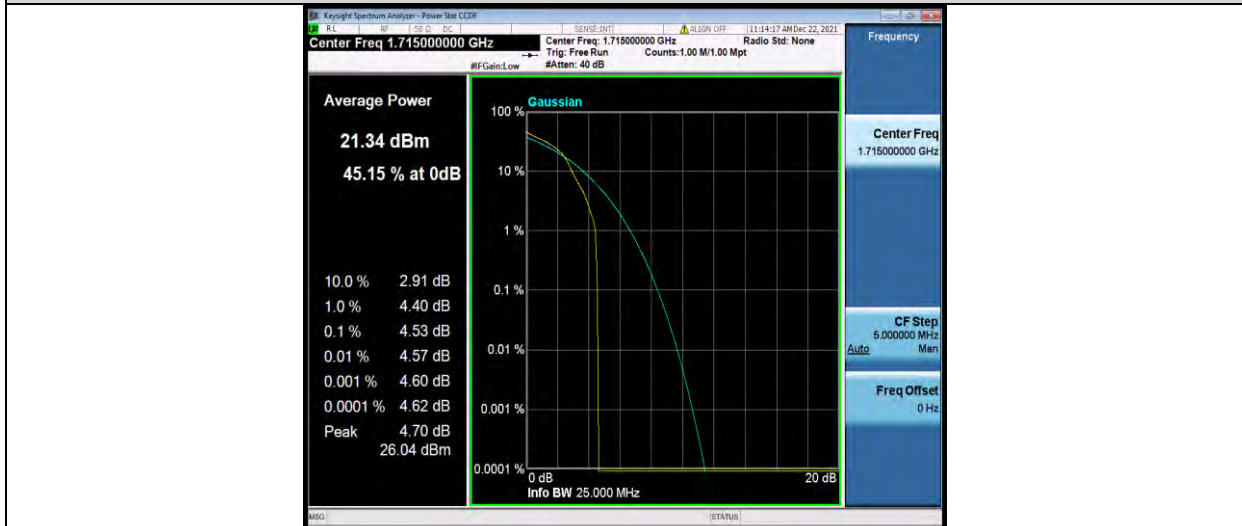


BUREAU VERITAS

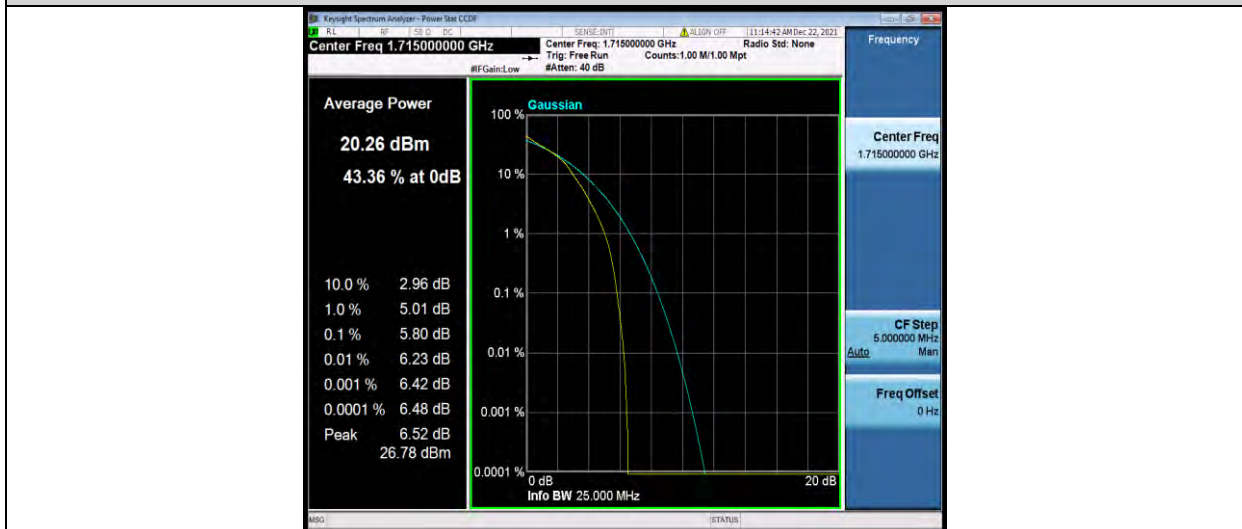
Test Report No.: W7L-211220W001RF03



Band4-10MHz-16QAM-20000-1RB#0



Band4-10MHz-16QAM-20000-50RB#0

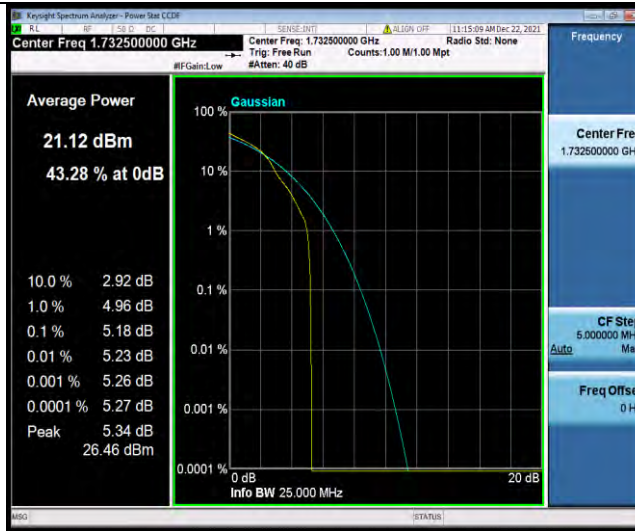


Band4-10MHz-16QAM-20175-1RB#0

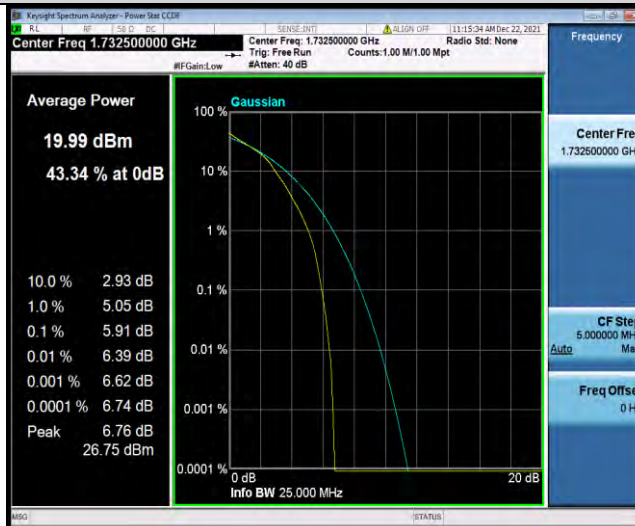


BUREAU VERITAS

Test Report No.: W7L-211220W001RF03



Band4-10MHz-16QAM-20175-50RB#0



Band4-10MHz-16QAM-20350-1RB#0

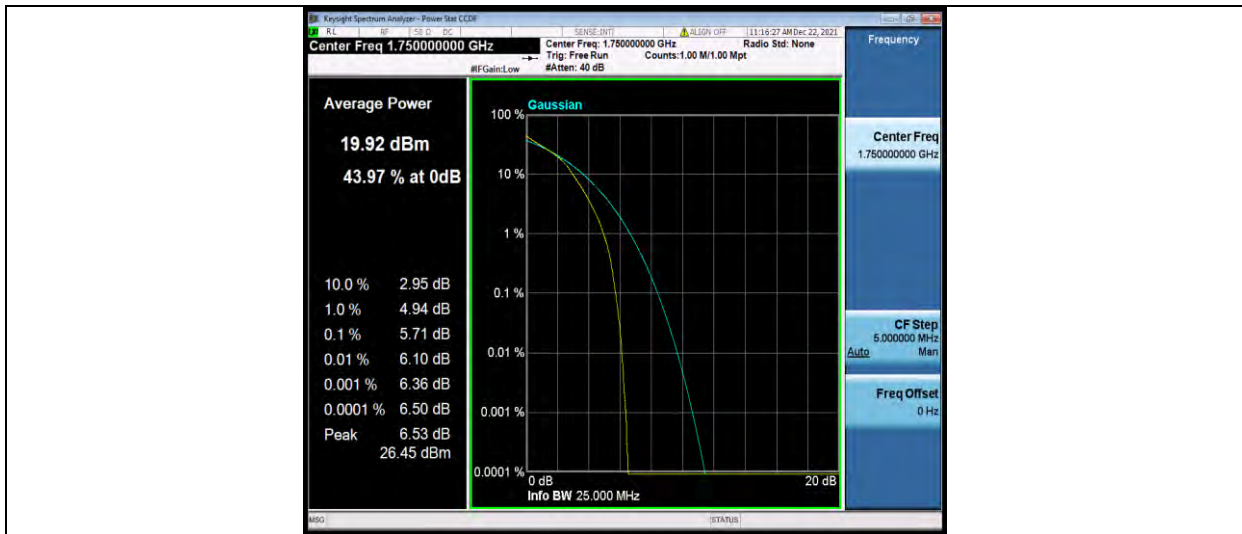


Band4-10MHz-16QAM-20350-50RB#0

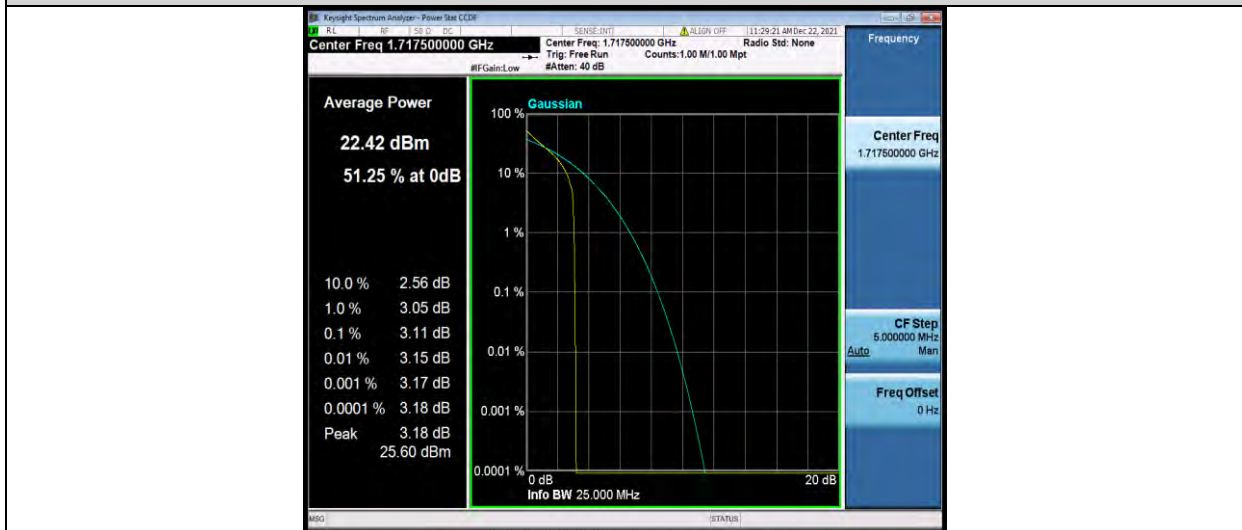


BUREAU VERITAS

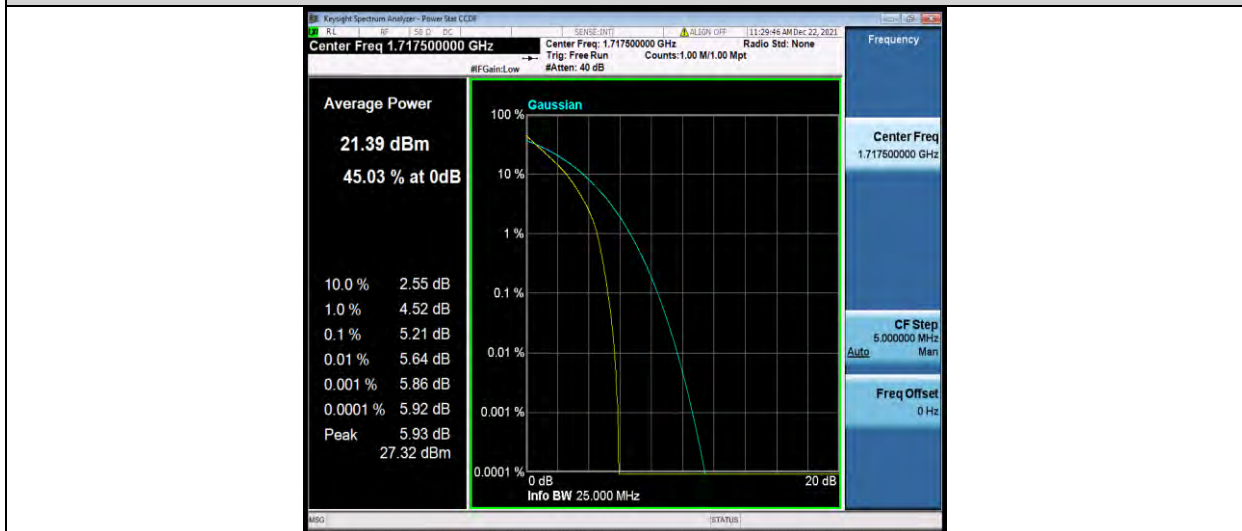
Test Report No.: W7L-211220W001RF03



Band4-15MHz-QPSK-20025-1RB#0



Band4-15MHz-QPSK-20025-75RB#0

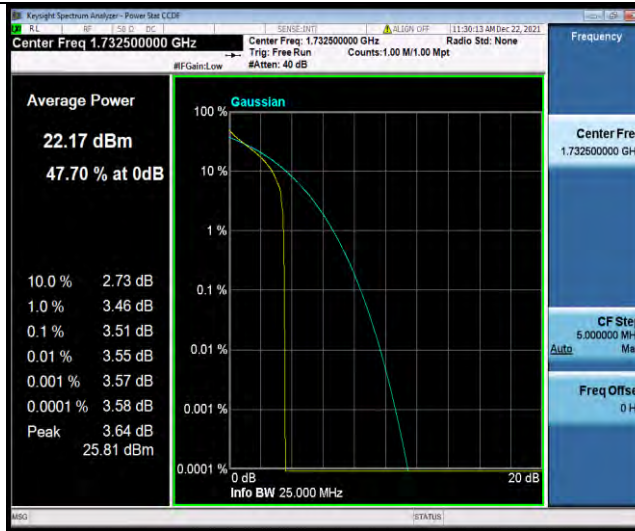


Band4-15MHz-QPSK-20175-1RB#0

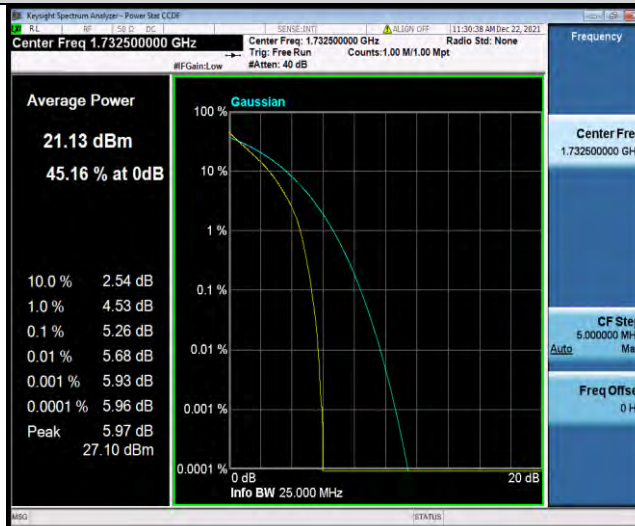


BUREAU VERITAS

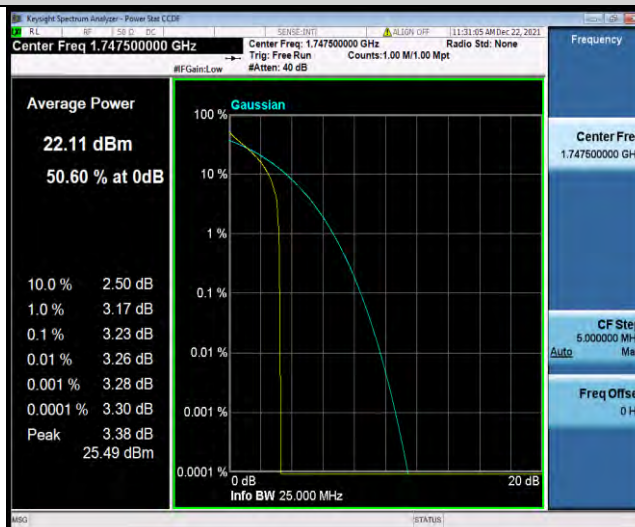
Test Report No.: W7L-211220W001RF03



Band4-15MHz-QPSK-20175-75RB#0



Band4-15MHz-QPSK-20325-1RB#0

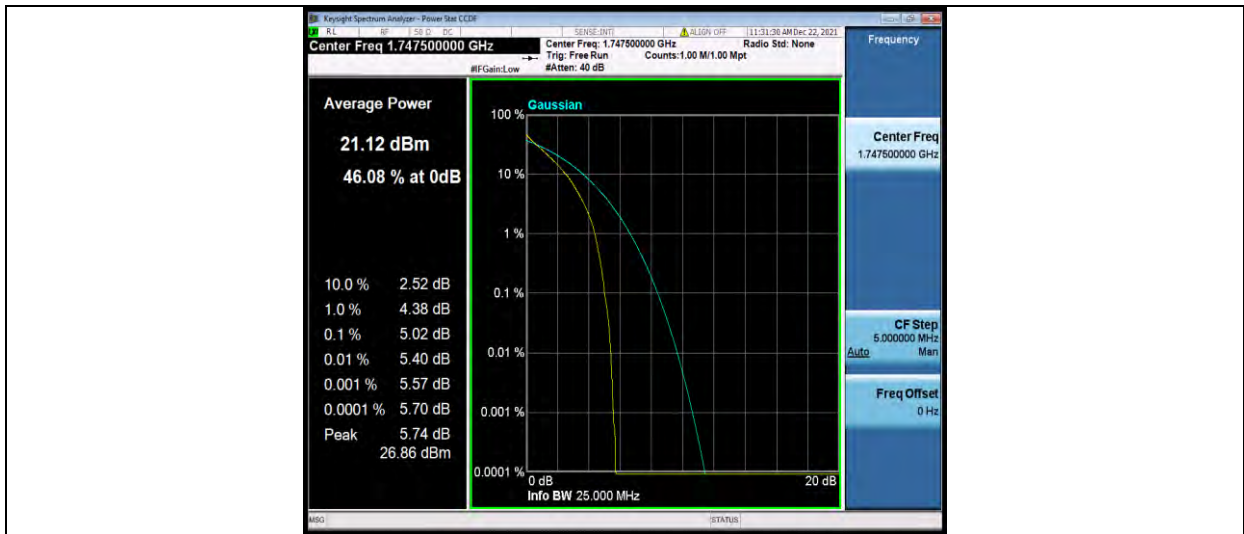


Band4-15MHz-QPSK-20325-75RB#0

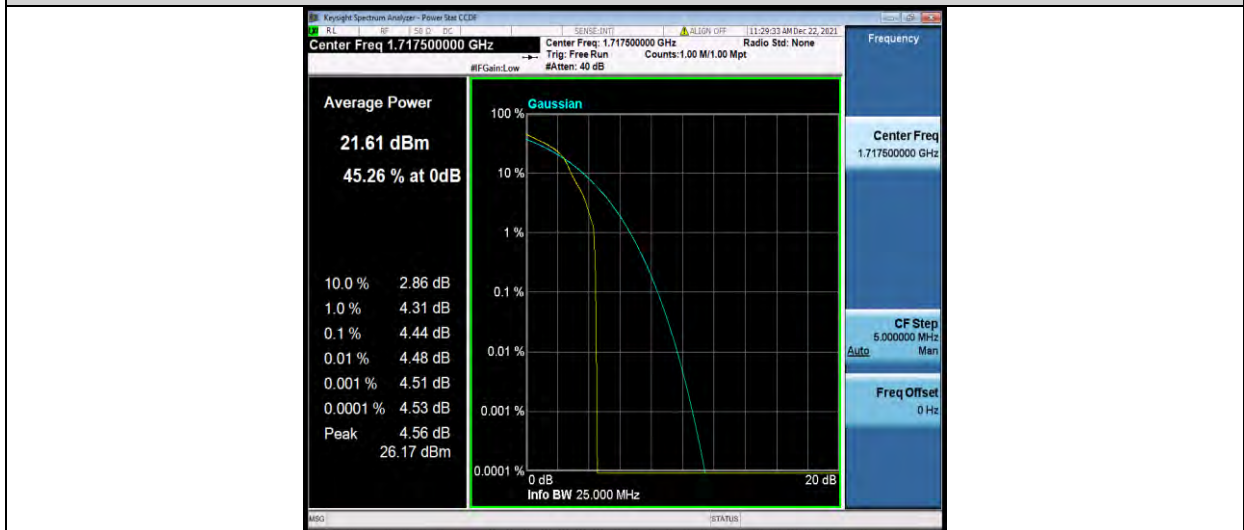


BUREAU VERITAS

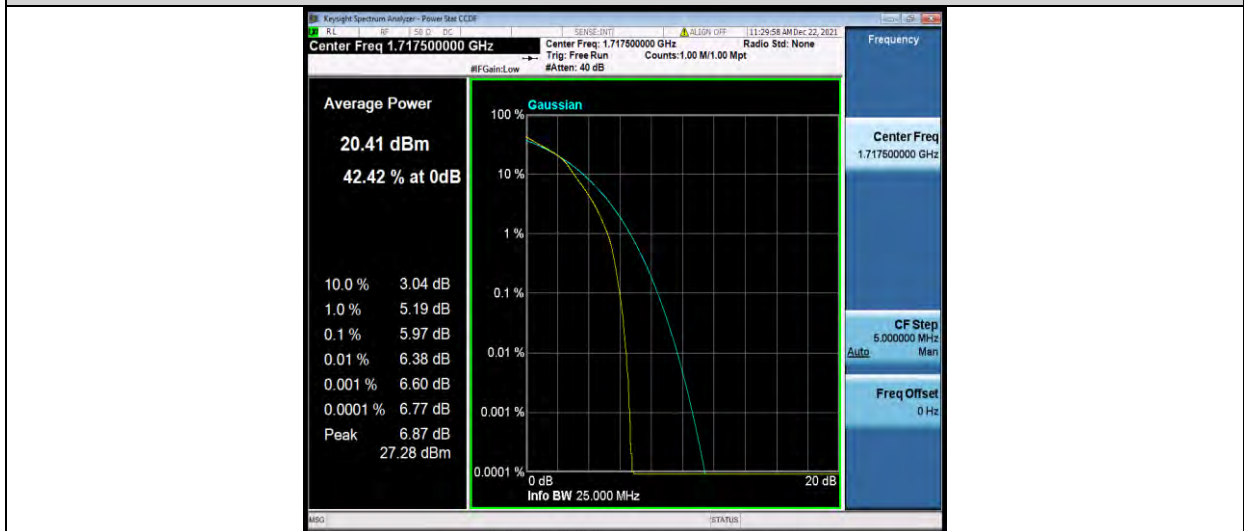
Test Report No.: W7L-211220W001RF03



Band4-15MHz-16QAM-20025-1RB#0



Band4-15MHz-16QAM-20025-75RB#0

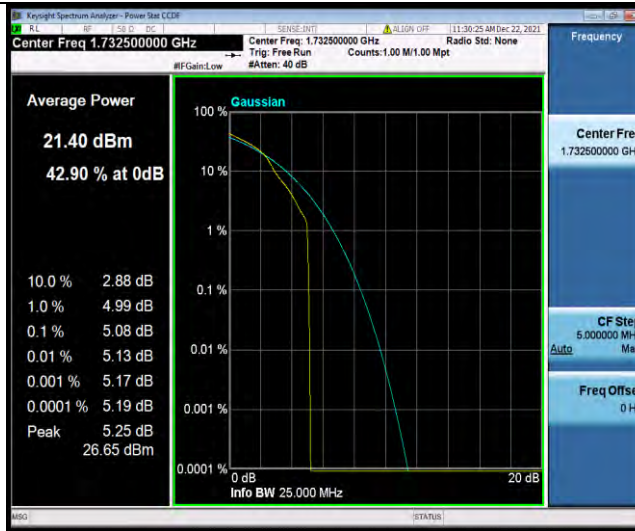


Band4-15MHz-16QAM-20175-1RB#0



BUREAU VERITAS

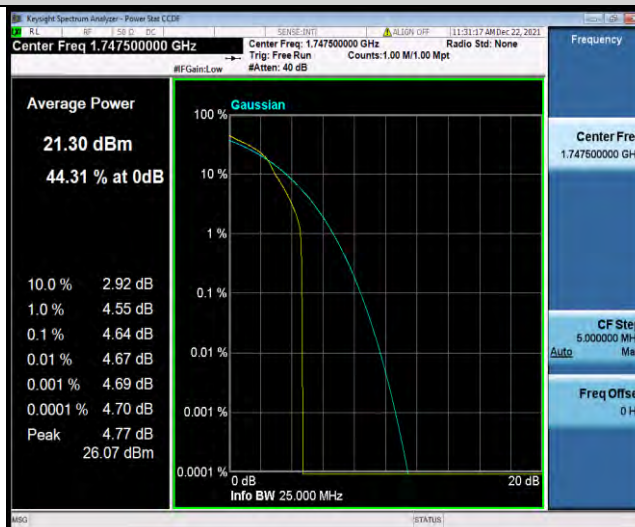
Test Report No.: W7L-211220W001RF03



Band4-15MHz-16QAM-20175-75RB#0



Band4-15MHz-16QAM-20325-1RB#0

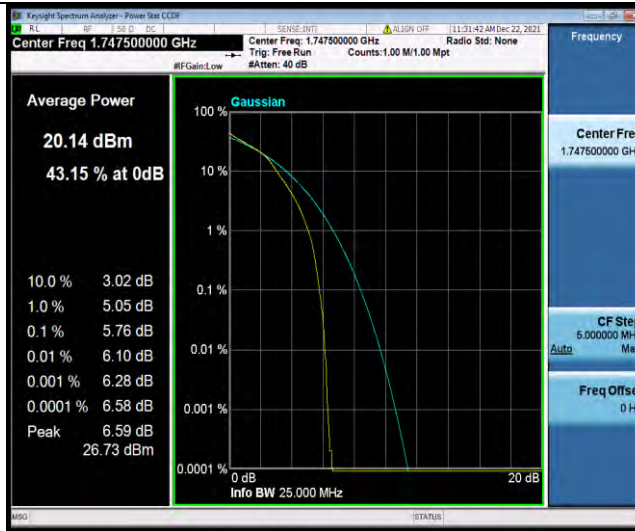


Band4-15MHz-16QAM-20325-75RB#0

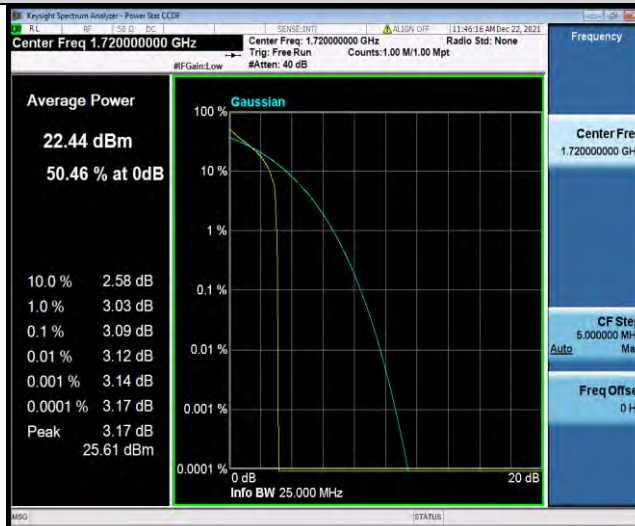


BUREAU
VERITAS

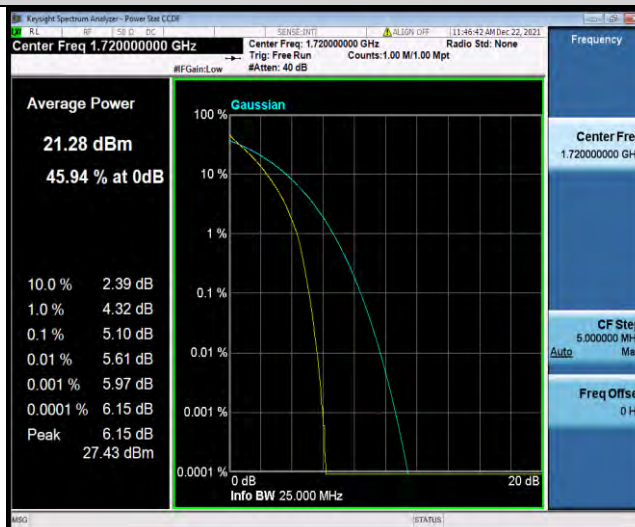
Test Report No.: W7L-211220W001RF03



Band4-20MHz-QPSK-20050-1RB#0



Band4-20MHz-QPSK-20050-100RB#0

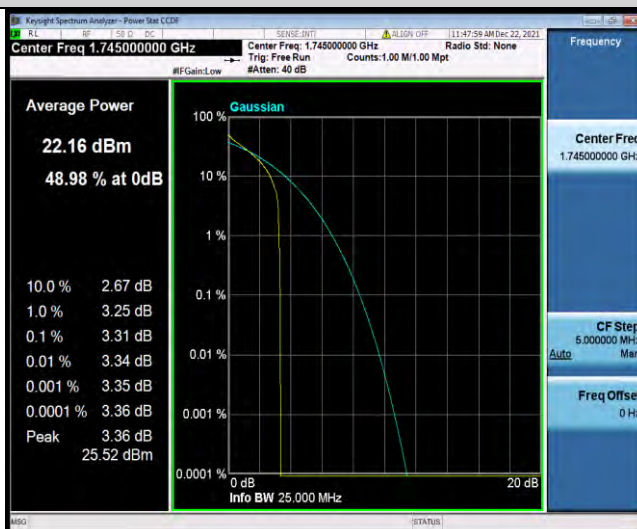
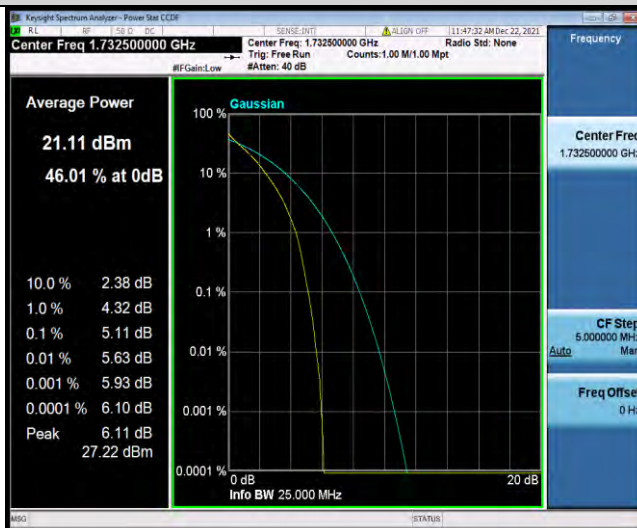


Band4-20MHz-QPSK-20175-1RB#0



BUREAU
VERITAS

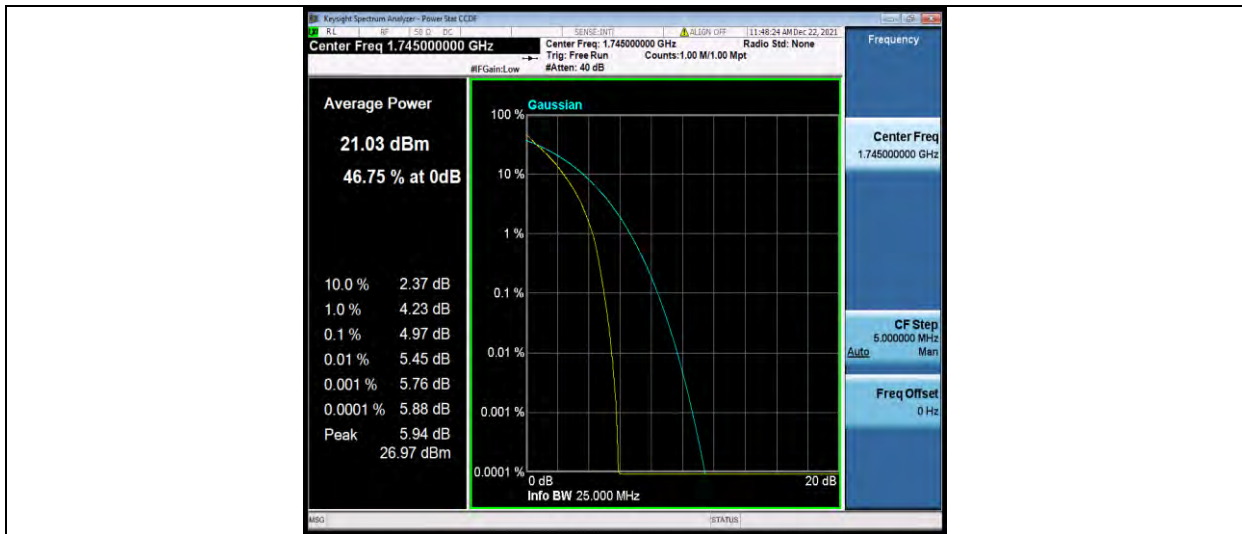
Test Report No.: W7L-211220W001RF03



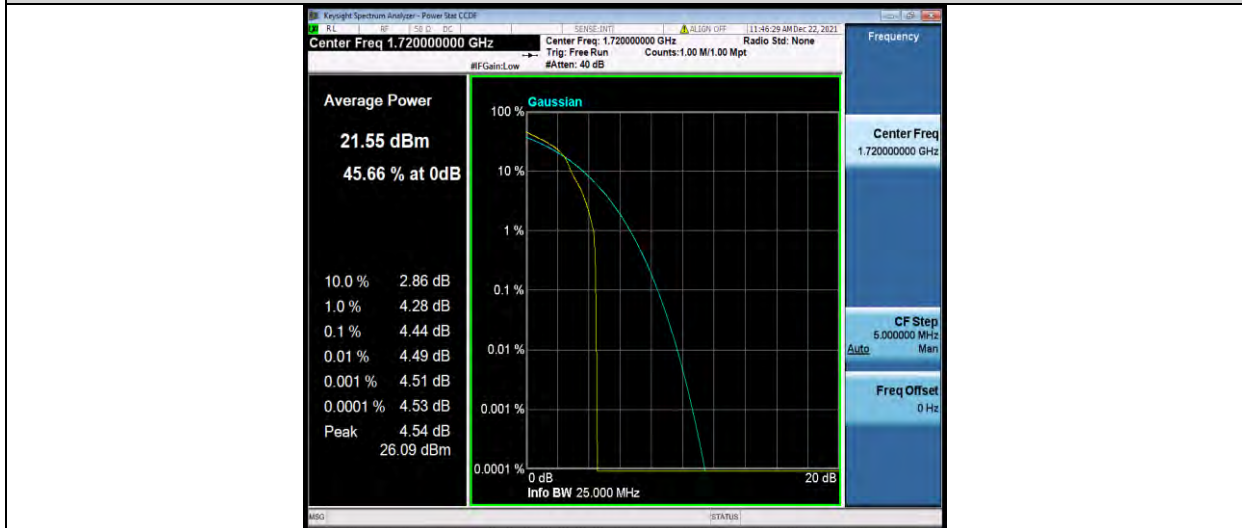


BUREAU VERITAS

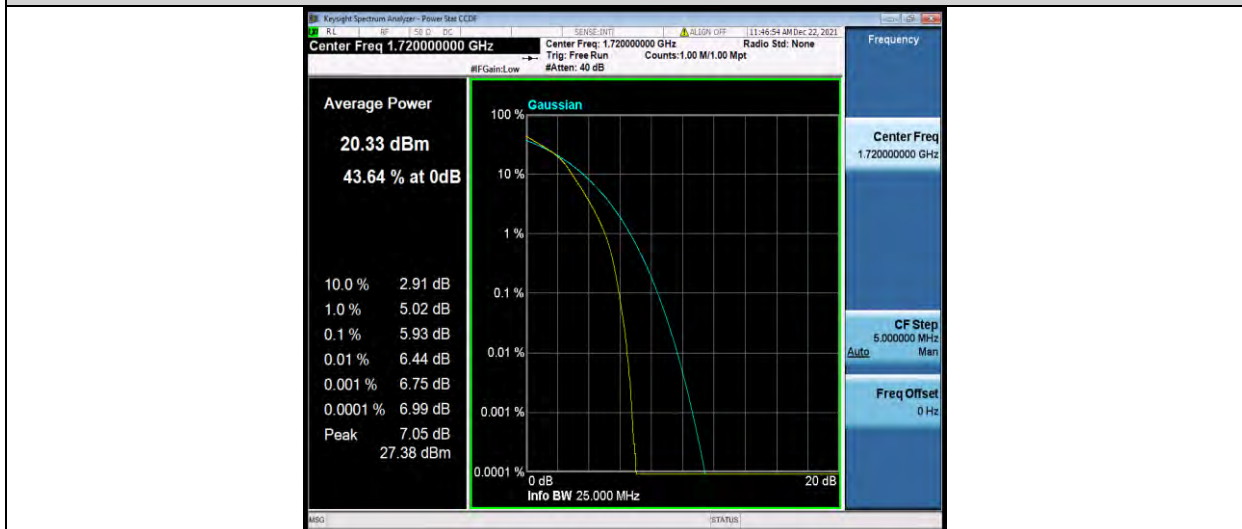
Test Report No.: W7L-211220W001RF03



Band4-20MHz-16QAM-20050-1RB#0



Band4-20MHz-16QAM-20050-100RB#0

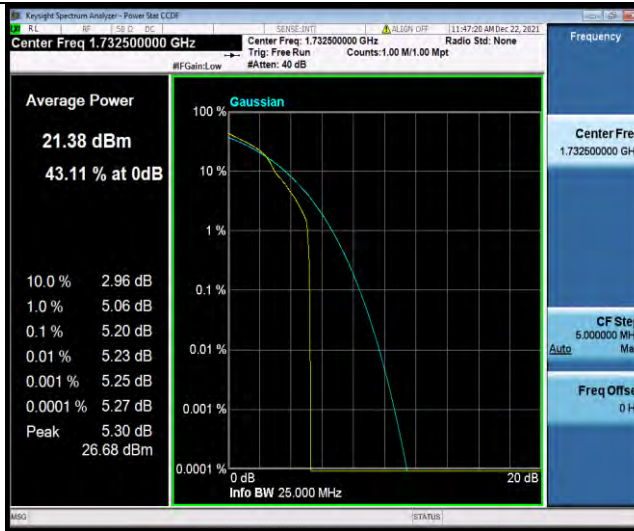


Band4-20MHz-16QAM-20175-1RB#0

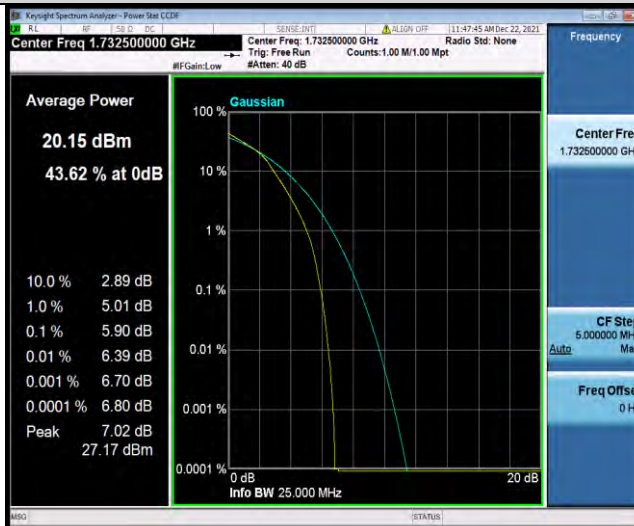


BUREAU
VERITAS

Test Report No.: W7L-211220W001RF03



Band4-20MHz-16QAM-20175-100RB#0



Band4-20MHz-16QAM-20300-1RB#0

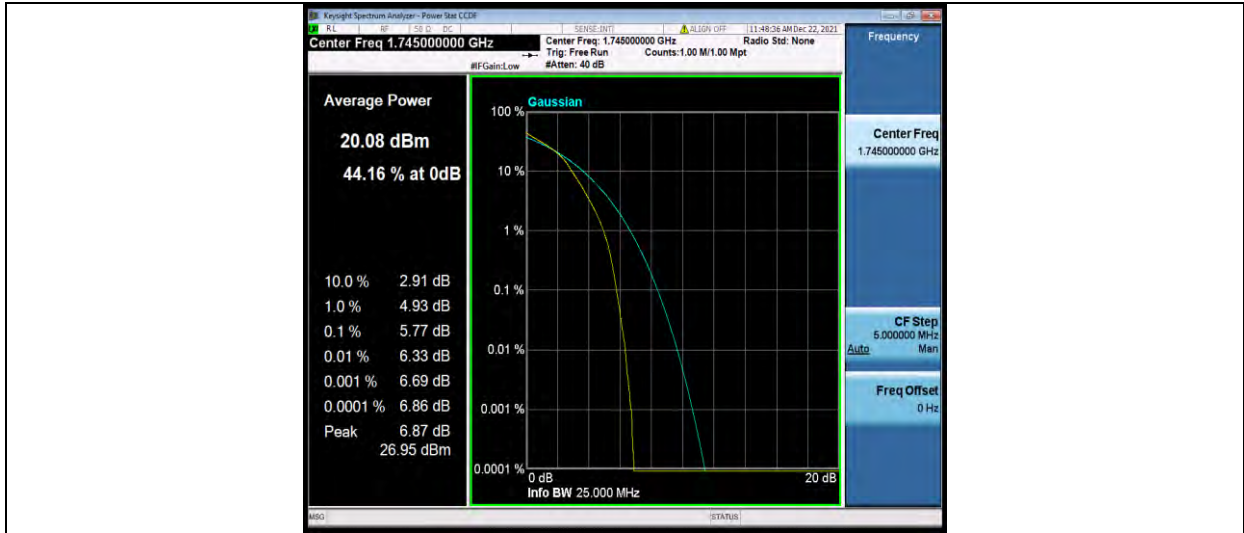


Band4-20MHz-16QAM-20300-100RB#0



BUREAU
VERITAS

Test Report No.: W7L-211220W001RF03





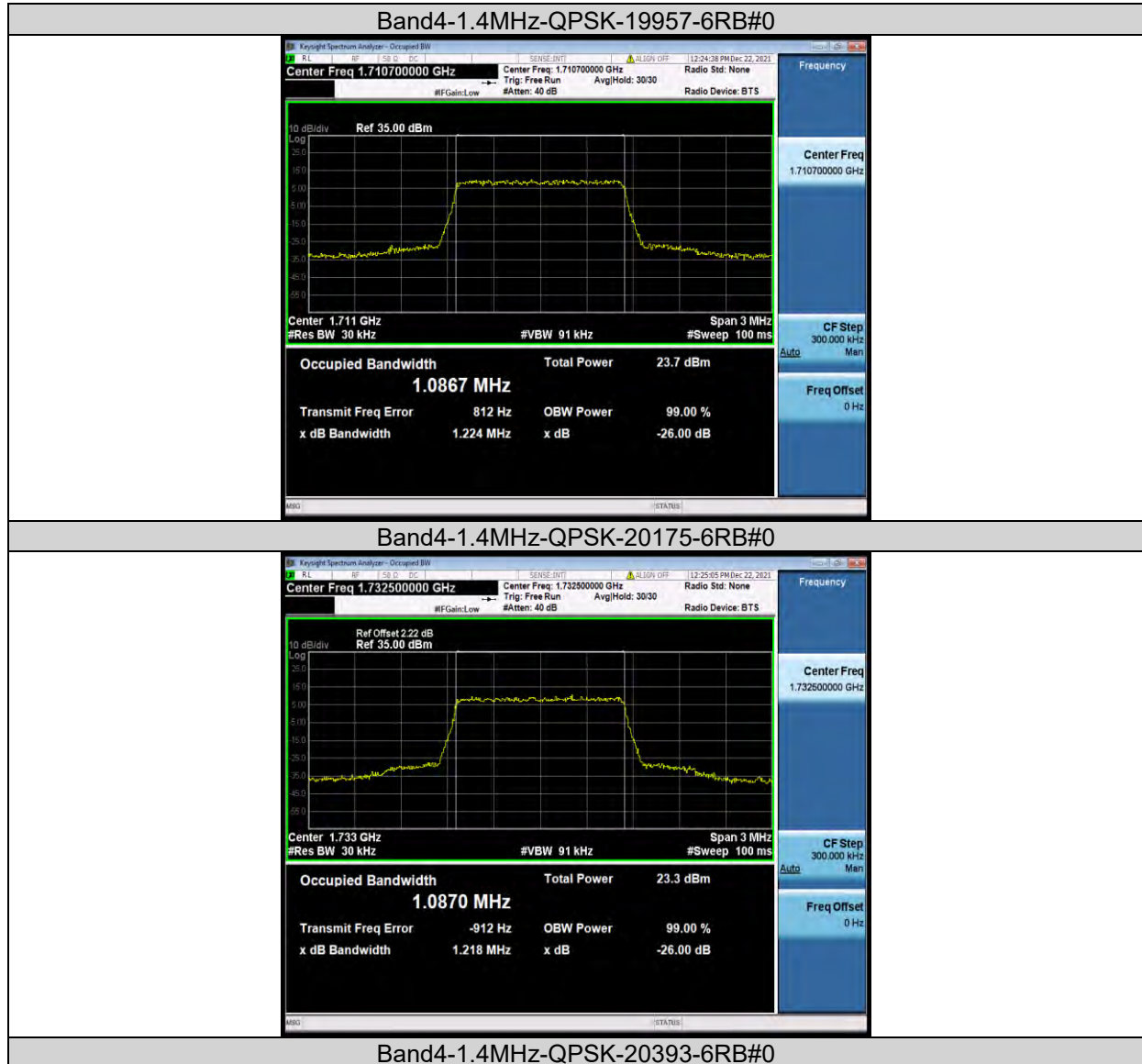
Test Report No.: W7L-211220W001RF03

26DB BANDWIDTH AND OCCUPIED BANDWIDTH

Test Result

Band	Bandwidth	Modulation	Channel	RB Configuration	Occupied Bandwidth (MHz)	26dB Bandwidth (MHz)	Verdict
Band4	1.4MHz	QPSK	19957	6RB#0	1.0867	1.224	PASS
Band4	1.4MHz	QPSK	20175	6RB#0	1.0870	1.218	PASS
Band4	1.4MHz	QPSK	20393	6RB#0	1.0907	1.220	PASS
Band4	1.4MHz	16QAM	19957	6RB#0	1.0885	1.234	PASS
Band4	1.4MHz	16QAM	20175	6RB#0	1.0884	1.229	PASS
Band4	1.4MHz	16QAM	20393	6RB#0	1.0857	1.223	PASS
Band4	3MHz	QPSK	19965	15RB#0	2.6926	2.921	PASS
Band4	3MHz	QPSK	20175	15RB#0	2.6939	2.905	PASS
Band4	3MHz	QPSK	20385	15RB#0	2.6938	2.927	PASS
Band4	3MHz	16QAM	19965	15RB#0	2.6934	2.933	PASS
Band4	3MHz	16QAM	20175	15RB#0	2.6871	2.920	PASS
Band4	3MHz	16QAM	20385	15RB#0	2.6899	2.937	PASS
Band4	5MHz	QPSK	19975	25RB#0	4.4995	4.860	PASS
Band4	5MHz	QPSK	20175	25RB#0	4.5050	4.859	PASS
Band4	5MHz	QPSK	20375	25RB#0	4.4990	4.874	PASS
Band4	5MHz	16QAM	19975	25RB#0	4.4973	4.847	PASS
Band4	5MHz	16QAM	20175	25RB#0	4.5006	4.848	PASS
Band4	5MHz	16QAM	20375	25RB#0	4.5008	4.875	PASS
Band4	10MHz	QPSK	20000	50RB#0	8.9792	9.552	PASS
Band4	10MHz	QPSK	20175	50RB#0	8.9846	9.545	PASS
Band4	10MHz	QPSK	20350	50RB#0	8.9733	9.542	PASS
Band4	10MHz	16QAM	20000	50RB#0	8.9761	9.550	PASS
Band4	10MHz	16QAM	20175	50RB#0	8.9656	9.534	PASS
Band4	10MHz	16QAM	20350	50RB#0	8.9703	9.513	PASS
Band4	15MHz	QPSK	20025	75RB#0	13.472	14.30	PASS
Band4	15MHz	QPSK	20175	75RB#0	13.465	14.31	PASS
Band4	15MHz	QPSK	20325	75RB#0	13.459	14.28	PASS
Band4	15MHz	16QAM	20025	75RB#0	13.455	14.29	PASS
Band4	15MHz	16QAM	20175	75RB#0	13.465	14.30	PASS
Band4	15MHz	16QAM	20325	75RB#0	13.449	14.28	PASS
Band4	20MHz	QPSK	20050	100RB#0	17.932	18.97	PASS
Band4	20MHz	QPSK	20175	100RB#0	17.931	18.99	PASS
Band4	20MHz	QPSK	20300	100RB#0	17.932	18.97	PASS
Band4	20MHz	16QAM	20050	100RB#0	17.927	18.98	PASS
Band4	20MHz	16QAM	20175	100RB#0	17.945	18.97	PASS
Band4	20MHz	16QAM	20300	100RB#0	17.952	18.98	PASS

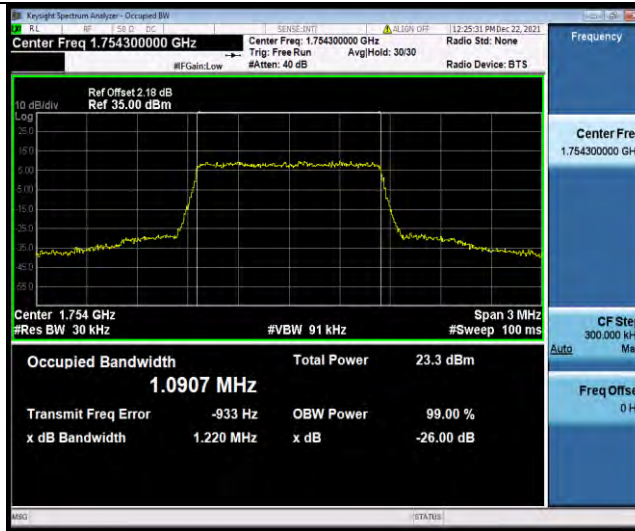
Test Graphs



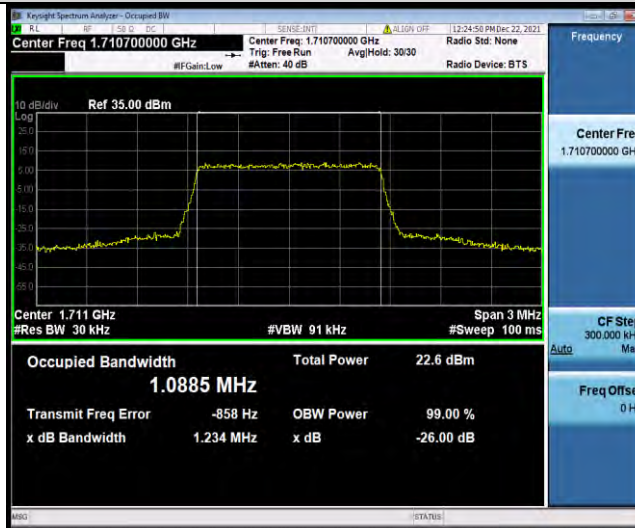


BUREAU VERITAS

Test Report No.: W7L-211220W001RF03



Band4-1.4MHz-16QAM-19957-6RB#0



Band4-1.4MHz-16QAM-20175-6RB#0



Band4-1.4MHz-16QAM-20393-6RB#0

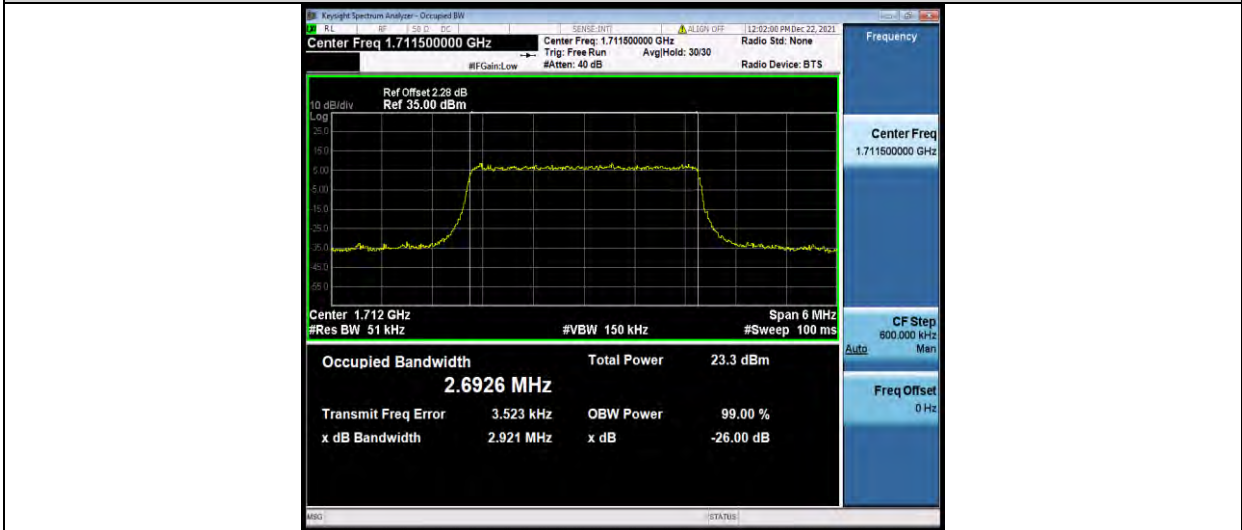


BUREAU VERITAS

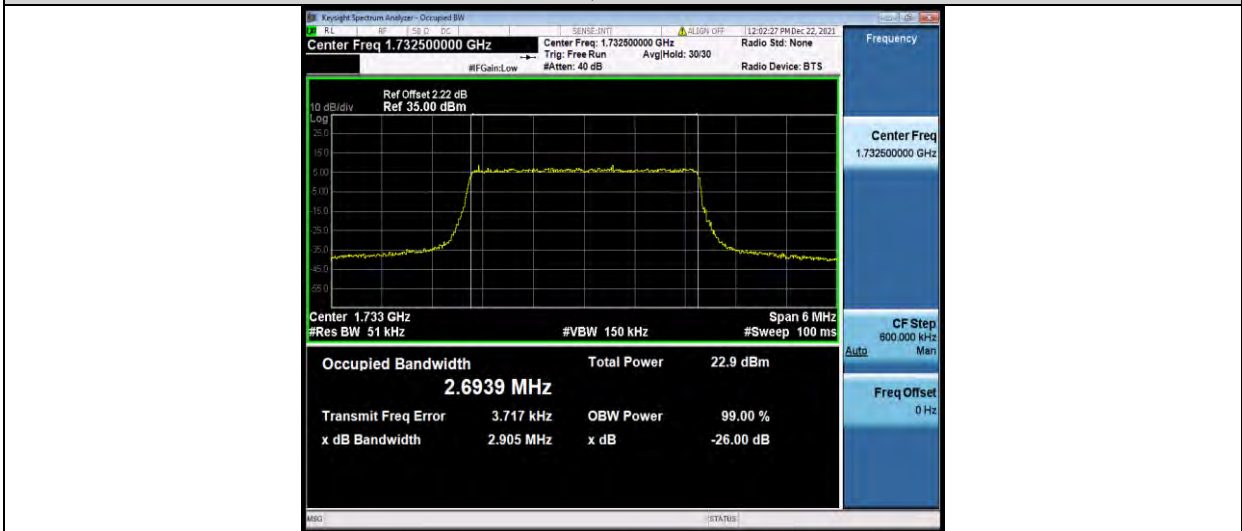
Test Report No.: W7L-211220W001RF03



Band4-3MHz-QPSK-19965-15RB#0



Band4-3MHz-QPSK-20175-15RB#0

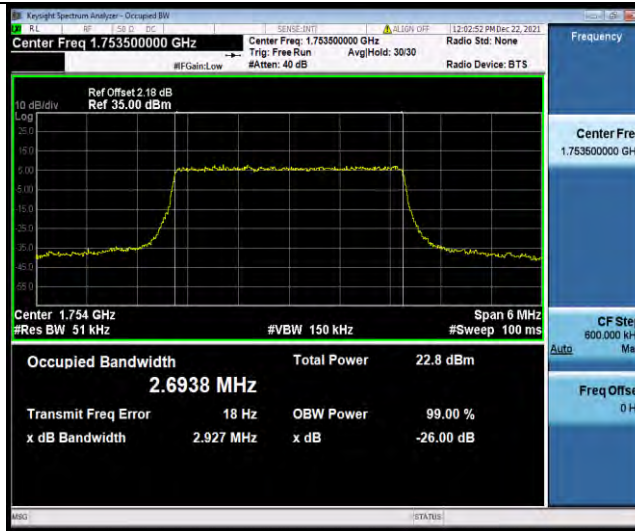


Band4-3MHz-QPSK-20385-15RB#0

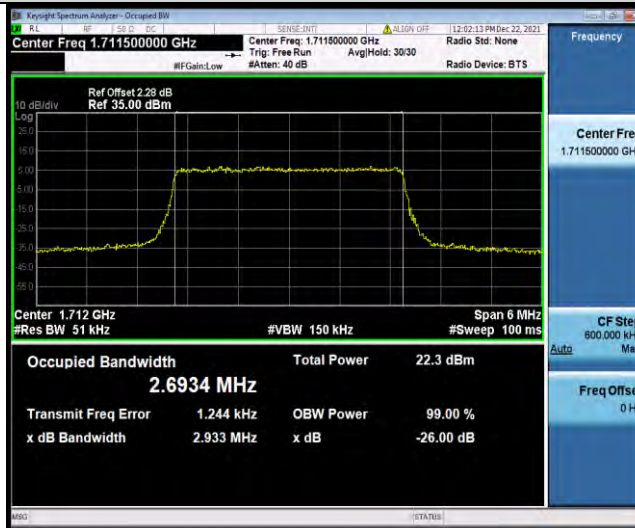


BUREAU VERITAS

Test Report No.: W7L-211220W001RF03



Band4-3MHz-16QAM-19965-15RB#0



Band4-3MHz-16QAM-20175-15RB#0



Band4-3MHz-16QAM-20385-15RB#0