



Test Report No.: W7L-211220W001RF02



FCC TEST REPORT (PART 24)

| | |
|------------|---|
| Applicant: | Continental Automotive Systems, Inc. |
| Address: | 21440 W Lake Cook Rd., Deer Park, IL 60010, USA |

| | |
|---------------------------|---|
| Manufacturer or Supplier: | Continental Automotive Systems, Inc. |
| Address: | 21440 W Lake Cook Rd., Deer Park, IL 60010, USA |
| Product: | FE3NA0031 |
| Brand Name: | Continental |
| Model Name: | FE3NA0031 |
| FCC ID: | LHJ-FE3NA0031 |
| Date of tests: | Dec. 20, 2021 ~ Jan. 17, 2022 |

The tests have been carried out according to the requirements of the following standard:

- FCC PART 24, Subpart E
- FCC PART 2
- ANSI/TIA/EIA-603-D
- ANSI/TIA/EIA-603-E
- ANSI C63.26-2015

CONCLUSION: The submitted sample was found to COMPLY with the test requirement

| | |
|--|--|
| Prepared by Simon Wang Engineer / Mobile Department | Approved by Luke Lu Manager / Mobile Department |
| | |
| Date: Jan. 17, 2022 | Date: Jan. 17, 2022 |

This report is governed by, and incorporates by reference, CPS Conditions of Service as posted at the date of issuance of this report at <http://www.bureauveritas.com/home/about-us/our-business/cps/about-us/terms-conditions> and is intended for your exclusive use. Any copying or replication of this report to or for any other person or entity, or use of our name or trademark, is permitted only with our prior written permission. This report sets forth our findings solely with respect to the test samples identified herein. The results set forth in this report are not indicative or representative of the quality or characteristics of the lot from which a test sample was taken or any similar or identical product unless specifically and expressly noted. Our report includes all of the tests requested by you and the results thereof based upon the information that you provided to us. Measurement uncertainty is only provided upon request for accredited tests. You have 60 days from date of issuance of this report to notify us of any material error or omission caused by our negligence or if you require measurement uncertainty; provided, however, that such notice shall be in writing and shall specifically address the issue you wish to raise. A failure to raise such issue within the prescribed time shall constitute your unqualified acceptance of the completeness of this report, the tests conducted and the correctness of the report contents.



TABLE OF CONTENTS

| | |
|--|-----------|
| RELEASE CONTROL RECORD | 4 |
| 1 SUMMARY OF TEST RESULTS | 5 |
| 1.1 MEASUREMENT UNCERTAINTY | 5 |
| 1.2 TEST SITE AND INSTRUMENTS | 6 |
| 2 GENERAL INFORMATION | 7 |
| 2.1 GENERAL DESCRIPTION OF EUT | 7 |
| 2.2 CONFIGURATION OF SYSTEM UNDER TEST | 9 |
| 2.3 DESCRIPTION OF SUPPORT UNITS | 10 |
| 2.4 TEST ITEM AND TEST CONFIGURATION..... | 10 |
| 2.5 EUT OPERATING CONDITIONS | 13 |
| 2.6 GENERAL DESCRIPTION OF APPLIED STANDARDS | 13 |
| 3 TEST TYPES AND RESULTS | 14 |
| 3.1 OUTPUT POWER MEASUREMENT | 14 |
| 3.1.1 LIMITS OF OUTPUT POWER MEASUREMENT | 14 |
| 3.1.2 TEST PROCEDURES | 14 |
| 3.1.3 TEST SETUP | 15 |
| 3.1.4 TEST RESULTS | 15 |
| 3.2 FREQUENCY STABILITY MEASUREMENT | 26 |
| 3.2.1 LIMITS OF FREQUENCY STABILITY MEASUREMENT | 26 |
| 3.2.2 TEST PROCEDURE | 26 |
| 3.2.3 TEST SETUP | 26 |
| 3.2.4 TEST RESULTS | 27 |
| 3.3 OCCUPIED BANDWIDTH MEASUREMENT | 28 |
| 3.3.1 TEST PROCEDURES | 28 |
| 3.3.2 TEST SETUP | 28 |
| 3.3.3 TEST RESULTS | 29 |
| 3.4 BAND EDGE MEASUREMENTC | 30 |
| 3.4.1 LIMITS OF BAND EDGE MEASUREMENT | 30 |
| 3.4.2 TEST SETUP | 30 |
| 3.4.3 TEST PROCEDURES | 31 |
| 3.4.4. TEST RESULTS | 31 |
| 3.5 CONDUCTED SPURIOUS EMISSIONS..... | 32 |
| 3.5.1 LIMITS OF CONDUCTED SPURIOUS EMISSIONS MEASUREMENT | 32 |
| 3.5.2 TEST PROCEDURE | 32 |
| 3.5.3 TEST SETUP | 32 |
| 3.5.4 TEST RESULTS | 33 |
| 3.6 RADIATED EMISSION MEASUREMENT | 34 |
| 3.6.1 LIMITS OF RADIATED EMISSION MEASUREMENT | 34 |
| 3.6.2 TEST PROCEDURES..... | 34 |
| 3.6.3 DEVIATION FROM TEST STANDARD..... | 34 |



**BUREAU
VERITAS**

Test Report No.: W7L-211220W001RF02

| | |
|---|-----------|
| 3.6.4 TEST SETUP | 35 |
| 3.6.5 TEST RESULTS | 37 |
| 3.7 PEAK TO AVERAGE RATIO | 73 |
| 3.7.1 LIMITS OF PEAK TO AVERAGE RATIO MEASUREMENT | 73 |
| 3.7.2 TEST SETUP | 73 |
| 3.7.3 TEST PROCEDURES | 73 |
| 3.7.4 TEST RESULTS | 74 |
| 4 INFORMATION ON THE TESTING LABORATORIES | 75 |
| 5 APPENDIX A – MODIFICATIONS RECORDERS FOR ENGINEERING CHANGES TO THE EUT BY THE LAB | 76 |
| APPENDIX B..... | 77 |



BUREAU
VERITAS

Test Report No.: W7L-211220W001RF02

RELEASE CONTROL RECORD

| ISSUE NO. | REASON FOR CHANGE | DATE ISSUED |
|--------------------|-------------------|---------------|
| W7L-211220W001RF02 | Original release | Jan. 17, 2022 |



1 SUMMARY OF TEST RESULTS

The EUT has been tested according to the following specifications:

| APPLIED STANDARD: FCC Part 24 & Part 2 | | |
|--|-------------------------------------|------------|
| STANDARD SECTION | TEST TYPE | RESULT |
| §2.1046 | Coducted Output Power | Compliance |
| §24.232(c) | Equivalent Isotropic Radiated Power | Compliance |
| §2.1055 §24.235 | Frequency Stability | Compliance |
| §2.1049 | Occupied Bandwidth | Compliance |
| §24.232(d) | Peak to average ratio | Compliance |
| §24.238(a)(b) | Band Edge Measurements | Compliance |
| §2.1051 §24.238(a)(b) | Conducted Spurious Emissions | Compliance |
| §2.1053 §24.238(a)(b) | Radiated Spurious Emissions | Compliance |

1.1 MEASUREMENT UNCERTAINTY

Where relevant, the following measurement uncertainty levels have been estimated for tests performed on the EUT as specified in CISPR 16-4-2:

| MEASUREMENT | UNCERTAINTY |
|--|-------------|
| Frequency Stability | ± 76.97Hz |
| Radiated emissions & Radiated Power (30MHz~1GMHz) | ±4.98dB |
| Radiated emissions & Radiated Power (1GMHz ~6GMHz) | ±4.70dB |
| Radiated emissions (6GMHz ~18GMHz) | ±4.60dB |
| Radiated emissions (18GMHz ~40GMHz) | ±4.12dB |
| Conducted emissions | ±4.01dB |
| Occupied Channel Bandwidth | ±43.58KHz |
| Conducted Output power | ±2.06dB |
| Band Edge Measurements | ±4.70dB |
| Peak to average ratio | ±0.76dB |

This uncertainty represents an expanded uncertainty expressed at approximately the 95% confidence level using a coverage factor of k=2.



1.2 TEST SITE AND INSTRUMENTS

| Equipment | Manufacturer | Model No. | Serial No. | Last Cal. | Next Cal. |
|---------------------------------------|--------------|-----------------------------|-----------------------------|-------------|-------------|
| MXE EMI Receiver | KEYSIGHT | N9038A-544 | MY54450026 | Apr. 22,21 | Apr. 21,22 |
| EXA Signal Analyzer | KEYSIGHT | N9010A-544 | MY54510355 | Jun. 03,21 | Jun. 02,22 |
| Loop Antenna | Schwarzbeck | FMZB 1519B | 1519B-051 | Feb. 14,20 | Feb. 13,23 |
| Bilog Antenna | ETS-LINDGREN | 3143B | 00161965 | Mar. 05,21 | Mar. 04,22 |
| Horn Antenna | ETS-LINDGREN | 3117 | 00168692 | Apr. 02,21 | Apr. 01,22 |
| Horn Antenna (18GHz-40GHz) | N/A | QWH-SL-18-40-K-SG/QMS-00361 | 15433 | Aug. 25, 21 | Aug. 24, 22 |
| Radio Communication Analyzer | ANRITSU | MT8820C | 6201465426 | Feb. 25,21 | Feb. 24,22 |
| Signal Pre-Amplifier | EMSI | EMC 9135 | 980249 | Jun. 02,21 | Jun. 01,22 |
| Signal Pre-Amplifier | EMSI | EMC 012645B | 980257 | Jun. 03,21 | Jun. 02,22 |
| Signal Pre-Amplifier | EMSI | EMC 184045B | 980259 | Apr. 22,21 | Apr. 21,22 |
| 3m Semi-anechoic Chamber | ETS-LINDGREN | 9m*6m*6m | Euroshieldpn-CT0001143-1216 | May. 19,20 | May. 18,23 |
| Test Software | E3 | V 9.160323 | N/A | N/A | N/A |
| Test Software | ADT | ADT_Radiated_V 7.6.15.9.2 | N/A | N/A | N/A |
| 10dB Attenuator | JFW/USA | 50HF-010-SMA | 1505 | Jun. 03,21 | Jun. 02,22 |
| Power Meter | Anritsu | ML2495A | 1506002 | Apr. 07,21 | Apr. 06,22 |
| Power Sensor | Anritsu | MA2411B | 1339352 | May. 07,21 | May. 06,22 |
| Temperature Chamber | ESPEC | SH-242 | 93000855 | Jun. 02,21 | Jun. 01,22 |
| MXG Analog Microwave Signal Generator | KEYSIGHT | N5183A | MY50143024 | Mar. 05,21 | Mar. 04,22 |

- NOTE:**
1. The calibration interval of the above test instruments is 12 months or 36 months and the calibrations are traceable to CEPREI/CHINA, GRGT/CHINA and NIM/CHINA.
 2. The test was performed in 3m Semi-anechoic Chamber and RF Oven Room.
 3. The horn antenna is used only for the measurement of emission frequency above 1GHz if tested.
 4. The FCC Site Registration No. is 525120; The Designation No. is CN1171.



2 GENERAL INFORMATION

2.1 GENERAL DESCRIPTION OF EUT

| | | |
|---|--|-----------------------|
| PRODUCT | FE3NA0031 | |
| BRAND NAME | Continental | |
| MODEL NAME | FE3NA0031 | |
| NOMINAL VOLTAGE | EUT 4.0V | |
| MODULATION TYPE | GSM/GPRS: GMSK EDGE: 8PSK WCDMA: QPSK LTE Band 2: QPSK, 16QAM | |
| FREQUENCY RANGE | GSM/GPRS, EDGE | 1850.2MHz ~ 1909.8MHz |
| | WCDMA | 1852.4MHz ~ 1907.6MHz |
| | LTE Band 2 Channel Bandwidth: 1.4MHz | 1850.7MHz ~ 1909.3MHz |
| | LTE Band 2 Channel Bandwidth: 3MHz | 1851.5MHz ~ 1908.5MHz |
| | LTE Band 2 Channel Bandwidth: 5MHz | 1852.5MHz ~ 1907.5MHz |
| | LTE Band 2 Channel Bandwidth: 10MHz | 1855.0MHz ~ 1905.0MHz |
| | LTE Band 2 Channel Bandwidth: 15MHz | 1857.5MHz ~ 1902.5MHz |
| | LTE Band 2 Channel Bandwidth: 20MHz | 1860.0MHz ~ 1900.0MHz |
| | MAX. EIRP POWER | GSM/GPRS |
| EDGE | | 468.81mW |
| WCDMA | | 318.42mW |
| LTE Band 2 Channel Bandwidth: 1.4MHz | | 272.27mW |
| LTE Band 2 Channel Bandwidth: 3MHz | | 262.42mW |
| LTE Band 2 Channel Bandwidth: 5MHz | | 263.03mW |
| LTE Band 2 Channel Bandwidth: 10MHz | | 264.24mW |
| LTE Band 2 Channel Bandwidth: 15MHz | | 266.07mW |



| | | |
|--|--|----------------|
| | LTE Band 2 Channel Bandwidth: 20MHz | 266.69mW |
| EMISSION DESIGNATOR | GSM/GPRS | 242KGXW |
| | EDGE | 244KG7W |
| | WCDMA | 4M17F9W |
| | LTE Band 2 Channel Bandwidth: 1.4MHz | QPSK: 1M09G7D |
| | | 16QAM: 1M09W7D |
| | LTE Band 2 Channel Bandwidth: 3MHz | QPSK: 2M70G7D |
| | | 16QAM: 2M69W7D |
| | LTE Band 2 Channel Bandwidth: 5MHz | QPSK: 4M50G7D |
| | | 16QAM: 4M50W7D |
| | LTE Band 2 Channel Bandwidth: 10MHz | QPSK: 8M98G7D |
| 16QAM: 8M99W7D | | |
| LTE Band 2 Channel Bandwidth: 15MHz | QPSK: 13M5G7D | |
| | 16QAM: 13M5W7D | |
| LTE Band 2 Channel Bandwidth: 20MHz | QPSK: 18M0G7D | |
| | 16QAM: 18M0W7D | |
| ANTENNA TYPE | Dipole Antenna with 1.52dBi gain for GSM1900 Dipole Antenna with 1.52dBi gain for WCDMA II/LTE B2 | |
| HW VERSION | P1.5 | |
| SW VERSION | MODEMSA415M_01.11.22 | |
| I/O PORTS | Refer to user's manual | |
| CABLE SUPPLIED | N/A | |
| EXTREME TEMPERATURE | -30-75 °C | |
| EXTREME VOLTAGE | EUT 3.8V - EUT 4.2V | |

NOTE:

- For a more detailed features description, please refer to the manufacturer's specifications or the user's manual.
- The EUT incorporates a SISO function. Physically, the EUT provides one completed transmitter and one receiver.

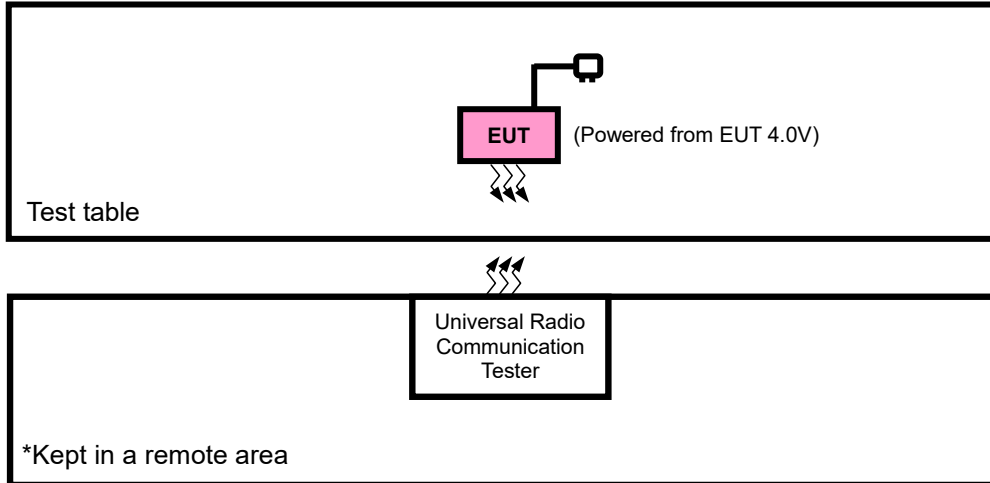
| MODULATION MODE | TX FUNCTION |
|----------------------|-------------|
| GSM/GPRS/EDGE | 1TX/1RX |
| WCDMA | 1TX/1RX |
| LTE | 1TX/1RX |

- For the test results, the EUT had been tested with all conditions. But only the worst case was shown in test report.



2.2 CONFIGURATION OF SYSTEM UNDER TEST

FOR RADIATION EMISSION TEST





2.3 DESCRIPTION OF SUPPORT UNITS

The EUT has been tested as an independent unit together with other necessary accessories or support units. The following support units or accessories were used to form a representative test configuration during the tests.

| NO. | PRODUCT | BRAND | MODEL NO. | SERIAL NO. | FCC ID |
|-----|-----------|------------|-----------|------------|--------|
| 1 | DC source | Kikusui/JP | PMX18-5A | 0000001 | N/A |

| NO. | SIGNAL CABLE DESCRIPTION OF THE ABOVE SUPPORT UNITS |
|-----|---|
| 1 | DC Line: Unshielded, Detachable 1.0m |

2.4 TEST ITEM AND TEST CONFIGURATION

Pre-Scan has been conducted to determine the worst-case mode from all possible combinations between available modulations, data rates, XYZ axis and antenna ports. The worst case in EIRP and radiated emission was found when positioned on X-plane for GSM/EDGE/ LTE. Following channel(s) was (were) selected for the final test as listed below:

| EUT CONFIGURE MODE | DESCRIPTION |
|--------------------|---|
| A | EUT + DC Source with GSM or WCDMA or LTE link |

GSM MODE

| EUT CONFIGURE MODE | TEST ITEM | AVAILABLE CHANNEL | TESTED CHANNEL | MODE |
|--------------------|-----------------------|-------------------|----------------|-----------|
| A | EIRP | 512 to 810 | 512, 661, 810 | GSM, EDGE |
| A | FREQUENCY STABILITY | 512 to 810 | 512, 661, 810 | GSM, EDGE |
| A | OCCUPIED BANDWIDTH | 512 to 810 | 512, 661, 810 | GSM, EDGE |
| A | PEAK TO AVERAGE RATIO | 512 to 810 | 512, 661, 810 | GSM, EDGE |
| A | BAND EDGE | 512 to 810 | 512, 810 | GSM, EDGE |
| A | CONDCUDETED EMISSION | 512 to 810 | 512, 661, 810 | GSM, EDGE |
| A | RADIATED EMISSION | 512 to 810 | 512, 661, 810 | GSM, EDGE |



WCDMA

| EUT CONFIGURE MODE | TEST ITEM | AVAILABLE CHANNEL | TESTED CHANNEL | MODE |
|--------------------|-----------------------|-------------------|------------------|-------|
| A | EIRP | 9262 to 9538 | 9262, 9400, 9538 | WCDMA |
| A | FREQUENCY STABILITY | 9262 to 9538 | 9262, 9400, 9538 | WCDMA |
| A | OCCUPIED BANDWIDTH | 9262 to 9538 | 9262, 9400, 9538 | WCDMA |
| A | PEAK TO AVERAGE RATIO | 9262 to 9538 | 9262, 9400, 9538 | WCDMA |
| A | BAND EDGE | 9262 to 9538 | 9262, 9538 | WCDMA |
| A | CONDCUDED EMISSION | 9262 to 9538 | 9262, 9400, 9538 | WCDMA |
| A | RADIATED EMISSION | 9262 to 9538 | 9262, 9400, 9538 | WCDMA |

LTE BAND 2 MODE

| EUT CONFIGURE MODE | TEST ITEM | AVAILABLE CHANNEL | TESTED CHANNEL | CHANNEL BANDWIDTH | MODULATION | MODE |
|--------------------|-----------------------|-------------------|---------------------|-------------------|------------|---|
| A | EIRP | 18607 to 19193 | 18607, 18900, 19193 | 1.4MHz | QPSK,16QAM | 1 RB / 0 RB Offset |
| | | 18615 to 19185 | 18615, 18900, 19185 | 3MHz | QPSK,16QAM | 1 RB / 0 RB Offset |
| | | 18625 to 19175 | 18625, 18900, 19175 | 5MHz | QPSK,16QAM | 1 RB / 0 RB Offset |
| | | 18650 to 19150 | 18650, 18900, 19150 | 10MHz | QPSK,16QAM | 1 RB / 0 RB Offset |
| | | 18675 to 19125 | 18675, 18900, 19125 | 15MHz | QPSK,16QAM | 1 RB / 0 RB Offset |
| | | 18700 to 19100 | 18700, 18900, 19100 | 20MHz | QPSK,16QAM | 1 RB / 0 RB Offset |
| A | FREQUENCY STABILITY | 18607 to 19193 | 18607, 18900, 19193 | 1.4MHz | QPSK,16QAM | 6 RB / 0 RB Offset |
| | | 18615 to 19185 | 18615, 18900, 19185 | 3MHz | QPSK,16QAM | 15 RB / 0 RB Offset |
| | | 18625 to 19175 | 18625, 18900, 19175 | 5MHz | QPSK,16QAM | 25 RB / 0 RB Offset |
| | | 18650 to 19150 | 18650, 18900, 19150 | 10MHz | QPSK,16QAM | 50 RB / 0 RB Offset |
| | | 18675 to 19125 | 18675, 18900, 19125 | 15MHz | QPSK,16QAM | 75 RB / 0 RB Offset |
| | | 18700 to 19100 | 18700, 18900, 19100 | 20MHz | QPSK,16QAM | 100 RB / 0 RB Offset |
| A | OCCUPIED BANDWIDTH | 18607 to 19193 | 18607, 18900, 19193 | 1.4MHz | QPSK,16QAM | 6 RB / 0 RB Offset |
| | | 18615 to 19185 | 18615, 18900, 19185 | 3MHz | QPSK,16QAM | 15 RB / 0 RB Offset |
| | | 18625 to 19175 | 18625, 18900, 19175 | 5MHz | QPSK,16QAM | 25 RB / 0 RB Offset |
| | | 18650 to 19150 | 18650, 18900, 19150 | 10MHz | QPSK,16QAM | 50 RB / 0 RB Offset |
| | | 18675 to 19125 | 18675, 18900, 19125 | 15MHz | QPSK,16QAM | 75 RB / 0 RB Offset |
| | | 18700 to 19100 | 18700, 18900, 19100 | 20MHz | QPSK,16QAM | 100 RB / 0 RB Offset |
| A | PEAK TO AVERAGE RATIO | 18607 to 19193 | 18607, 18900, 19193 | 1.4MHz | QPSK,16QAM | 1 RB / 0 RB Offset 6 RB / 0 RB Offset |
| | | 18615 to 19185 | 18615, 18900, 19185 | 3MHz | QPSK,16QAM | 1 RB / 0 RB Offset 15 RB / 0 RB Offset |
| | | 18625 to 19175 | 18625, 18900, 19175 | 5MHz | QPSK,16QAM | 1 RB / 0 RB Offset 25 RB / 0 RB Offset |
| | | 18650 to 19150 | 18650, 18900, 19150 | 10MHz | QPSK,16QAM | 1 RB / 0 RB Offset 50 RB / 0 RB Offset |



**BUREAU
VERITAS**

Test Report No.: W7L-211220W001RF02

| | | | | | | | | |
|----------------|----------------------|----------------|-------------------------|----------------|---------------------|---|------------|--------------------|
| | | 18675 to 19125 | 18675, 18900, 19125 | 15MHz | QPSK,16QAM | 1 RB / 0 RB Offset 75 RB / 0 RB Offset | | |
| | | 18700 to 19100 | 18700, 18900, 19100 | 20MHz | QPSK,16QAM | 1 RB / 0 RB Offset 100 RB / 0 RB Offset | | |
| A | BAND EDGE | 18607 to 19193 | 18607 | 1.4MHz | QPSK,16QAM | 1 RB / 0 RB Offset 6 RB / 0 RB Offset | | |
| | | | 19193 | 1.4MHz | QPSK,16QAM | 1 RB / 5 RB Offset 6 RB / 0 RB Offset | | |
| | | 18615 to 19185 | 18615 | 3MHz | QPSK,16QAM | 1 RB / 0 RB Offset 15 RB / 0 RB Offset | | |
| | | | 19185 | 3MHz | QPSK,16QAM | 1 RB / 14 RB Offset 15 RB / 0 RB Offset | | |
| | | 18625 to 19175 | 18625 | 5MHz | QPSK,16QAM | 1 RB / 0 RB Offset 25 RB / 0 RB Offset | | |
| | | | 19175 | 5MHz | QPSK,16QAM | 1 RB / 24 RB Offset 25 RB / 0 RB Offset | | |
| | | 18650 to 19150 | 18650 | 10MHz | QPSK,16QAM | 1 RB / 0 RB Offset 50 RB / 0 RB Offset | | |
| | | | 19150 | 10MHz | QPSK,16QAM | 1 RB / 49 RB Offset 50 RB / 0 RB Offset | | |
| | | 18675 to 19125 | 18675 | 15MHz | QPSK,16QAM | 1 RB / 0 RB Offset 75 RB / 0 RB Offset | | |
| | | | 19125 | 15MHz | QPSK,16QAM | 1 RB / 74 RB Offset 75 RB / 0 RB Offset | | |
| | | 18700 to 19100 | 18700 | 20MHz | QPSK,16QAM | 1 RB / 0 RB Offset 100 RB / 0 RB Offset | | |
| | | | 19100 | 20MHz | QPSK,16QAM | 1 RB / 99 RB Offset 100 RB / 0 RB Offset | | |
| | | A | CONDCUDET D EMISSION | 18607 to 19193 | 18607, 18900, 19193 | 1.4MHz | QPSK,16QAM | 1 RB / 0 RB Offset |
| | | | | 18615 to 19185 | 18615, 18900, 19185 | 3MHz | QPSK,16QAM | 1 RB / 0 RB Offset |
| | | | | 18625 to 19175 | 18625, 18900, 19175 | 5MHz | QPSK,16QAM | 1 RB / 0 RB Offset |
| | | | | 18650 to 19150 | 18650, 18900, 19150 | 10MHz | QPSK,16QAM | 1 RB / 0 RB Offset |
| 18675 to 19125 | 18675, 18900, 19125 | | | 15MHz | QPSK,16QAM | 1 RB / 0 RB Offset | | |
| 18700 to 19100 | 18700, 18900, 19100 | | | 20MHz | QPSK,16QAM | 1 RB / 0 RB Offset | | |
| A | RADIATED EMISSION | 18607 to 19193 | 18900 | 1.4MHz | QPSK | 1 RB / 0 RB Offset | | |
| | | 18615 to 19185 | 18900 | 3MHz | QPSK | 1 RB / 0 RB Offset | | |
| | | 18625 to 19175 | 18900 | 5MHz | QPSK | 1 RB / 0 RB Offset | | |
| | | 18650 to 19150 | 18607, 18900, 19193 | 10MHz | QPSK | 1 RB / 0 RB Offset | | |
| | | 18675 to 19125 | 18900 | 15MHz | QPSK | 1 RB / 0 RB Offset | | |
| | | 18700 to 19100 | 18900 | 20MHz | QPSK | 1 RB / 0 RB Offset | | |



TEST CONDITION:

| TEST ITEM | ENVIRONMENTAL CONDITIONS | INPUT POWER | TESTED BY |
|-----------------------|--------------------------|-------------|-----------|
| EIRP | 25deg. C, 57%RH | EUT 4.0V | Jace Hu |
| FREQUENCY STABILITY | 23deg. C, 61%RH | EUT 4.0V | James Fu |
| OCCUPIED BANDWIDTH | 23deg. C, 61%RH | EUT 4.0V | James Fu |
| PEAK TO AVERAGE RATIO | 23deg. C, 61%RH | EUT 4.0V | James Fu |
| BAND EDGE | 23deg. C, 61%RH | EUT 4.0V | James Fu |
| CONDCUDED EMISSION | 23deg. C, 61%RH | EUT 4.0V | James Fu |
| RADIATED EMISSION | 23deg. C, 70%RH | EUT 4.0V | Jace Hu |

2.5 EUT OPERATING CONDITIONS

The EUT makes a call to the communication simulator. The communication simulator station system controlled a EUT to export maximum output power under transmission mode and specific channel frequency

2.6 GENERAL DESCRIPTION OF APPLIED STANDARDS

The EUT is a RF product. According to the specifications of the manufacturer, it must comply with the requirements of the following standards:

FCC 47 CFR Part 2

FCC 47 CFR Part 24

KDB 971168 D01 Power Meas License Digital Systems v03r01

ANSI/TIA/EIA-603-D

ANSI/TIA/EIA-603-E

ANSI C63.26-2015

NOTE: All test items have been performed and recorded as per the above standards.



3 TEST TYPES AND RESULTS

3.1 OUTPUT POWER MEASUREMENT

3.1.1 LIMITS OF OUTPUT POWER MEASUREMENT

Mobile and portable stations are limited to 2 watts EIRP.

3.1.2 TEST PROCEDURES

EIRP MEASUREMENT:

Per KDB 971168 D01 Power Meas License Digital Systems v03r01 or subclause 5.2.5.5 of ANSI C63.26-2015, the relevant equation for determining the ERP or EIRP from the conducted RF output power measured using the guidance provided above is:

$$\text{ERP or EIRP} = P_{\text{Meas}} + G_{\text{T}} - L_{\text{C}}$$

Where:

ERP or EIRP = effective radiated power or equivalent isotropically radiated power, respectively

(expressed in the same units as P_{Meas} , typically dBW or dBm);

P_{Meas} = measured transmitter output power or PSD, in dBm or dBW;

G_{T} = gain of the transmitting antenna, in dBd (ERP) or dBi (EIRP);

L_{C} = signal attenuation in the connecting cable between the transmitter and antenna, in dB.

CONDUCTED POWER MEASUREMENT:

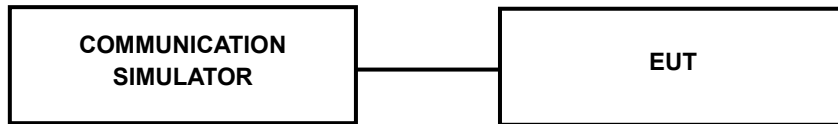
The EUT was set up for the maximum power with WCDMA link data modulation and link up with simulator. Set the EUT to transmit under low, middle and high channel and record the power level shown on simulator.



3.1.3 TEST SETUP

EIRP / ERP Measurement:

CONDUCTED POWER MEASUREMENT:



3.1.4 TEST RESULTS

CONDUCTED OUTPUT POWER (dBm)

| Band | GSM1900 | | | Max. Tune-up Power |
|-----------------------|---------|-------|--------|--------------------|
| | 512 | 661 | 810 | |
| Channel | 512 | 661 | 810 | |
| Frequency | 1850.2 | 1880 | 1909.8 | |
| GPRS (GMSK, 1Tx-slot) | 29.13 | 29.17 | 29.12 | 30.5 |
| GPRS (GMSK, 2Tx-slot) | 27.44 | 27.42 | 27.48 | 27.5 |
| GPRS (GMSK, 3Tx-slot) | 25.57 | 25.54 | 25.63 | 26.0 |
| GPRS (GMSK, 4Tx-slot) | 24.42 | 24.43 | 24.47 | 24.5 |
| EDGE (8PSK, 1Tx-slot) | 25.06 | 25.19 | 25.13 | 26.5 |
| EDGE (8PSK, 2Tx-slot) | 23.57 | 23.62 | 23.57 | 24.5 |
| EDGE (8PSK, 3Tx-slot) | 22.47 | 22.76 | 22.61 | 23.5 |
| EDGE (8PSK, 4Tx-slot) | 21.68 | 21.62 | 21.57 | 22.5 |

| Band | WCDMA II | | | Max. Tune-up Power |
|--------------------|----------|-------|--------------|--------------------|
| | 9262 | 9400 | 9538 | |
| Channel | 9262 | 9400 | 9538 | |
| Frequency | 1852.4 | 1880 | 1907.6 | |
| RMC 12.2K | 23.43 | 23.44 | 23.51 | 24.5 |
| HSDPA Subtest-1 | 22.39 | 22.43 | 22.46 | 23.5 |
| HSDPA Subtest-2 | 22.43 | 22.49 | 22.54 | 23.5 |
| HSDPA Subtest-3 | 22.18 | 22.21 | 22.22 | 23.0 |
| HSDPA Subtest-4 | 22.14 | 22.16 | 22.29 | 23.0 |
| DC-HSDPA Subtest-1 | 22.45 | 22.47 | 22.52 | 23.5 |
| DC-HSDPA Subtest-2 | 22.38 | 22.42 | 22.45 | 23.5 |
| DC-HSDPA Subtest-3 | 22.08 | 22.14 | 22.19 | 23.0 |
| DC-HSDPA Subtest-4 | 22.15 | 22.18 | 22.19 | 23.0 |
| HSUPA Subtest-1 | 22.35 | 22.42 | 22.42 | 23.5 |
| HSUPA Subtest-2 | 20.49 | 20.46 | 20.54 | 21.5 |
| HSUPA Subtest-3 | 21.31 | 21.38 | 21.38 | 22.5 |
| HSUPA Subtest-4 | 20.47 | 20.44 | 20.52 | 21.5 |
| HSUPA Subtest-5 | 22.31 | 22.35 | 22.38 | 23.5 |



**BUREAU
VERITAS**

Test Report No.: W7L-211220W001RF02

LTE BAND 2

| Band/BW | Modulation | RB Size | RB Offset | Low CH 18607 | Mid CH 18900 | High CH 19193 | MPR |
|---------|------------|---------|-----------|----------------------|--------------------|----------------------|-----|
| | | | | Frequency 1850.7 MHz | Frequency 1880 MHz | Frequency 1909.3 MHz | |
| 2/ 1.4 | QPSK | 1 | 0 | 22.62 | 22.64 | 22.57 | 0 |
| | | 1 | 2 | 22.63 | 22.62 | 22.61 | 0 |
| | | 1 | 5 | 22.70 | 22.67 | 22.64 | 0 |
| | | 3 | 0 | 22.68 | 22.68 | 22.76 | 0 |
| | | 3 | 1 | 22.83 | 22.82 | 22.71 | 0 |
| | | 3 | 3 | 22.78 | 22.81 | 22.82 | 0 |
| | 16QAM | 6 | 0 | 21.86 | 21.82 | 21.82 | 1 |
| | | 1 | 0 | 22.07 | 22.08 | 22.03 | 1 |
| | | 1 | 2 | 22.02 | 21.96 | 22.03 | 1 |
| | | 1 | 5 | 22.05 | 22.07 | 22.11 | 1 |
| | | 3 | 0 | 21.79 | 21.77 | 21.81 | 1 |
| | | 3 | 1 | 21.71 | 21.87 | 21.79 | 1 |
| | | 3 | 3 | 21.82 | 21.83 | 21.88 | 1 |
| | | 6 | 0 | 20.79 | 20.84 | 20.75 | 2 |



**BUREAU
VERITAS**

Test Report No.: W7L-211220W001RF02

| Band/BW | Modulation | RB Size | RB Offset | Low CH 18615 | Mid CH 18900 | High CH 19185 | MPR |
|---------|------------|---------|-----------|----------------------|--------------------|----------------------|-----|
| | | | | Frequency 1851.5 MHz | Frequency 1880 MHz | Frequency 1908.5 MHz | |
| 2/3 | QPSK | 1 | 0 | 22.64 | 22.66 | 22.56 | 0 |
| | | 1 | 7 | 22.59 | 22.63 | 22.61 | 0 |
| | | 1 | 14 | 22.66 | 22.67 | 22.64 | 0 |
| | | 8 | 0 | 21.67 | 21.71 | 21.76 | 1 |
| | | 8 | 3 | 21.76 | 21.82 | 21.73 | 1 |
| | | 8 | 7 | 21.75 | 21.88 | 21.86 | 1 |
| | | 15 | 0 | 21.83 | 21.83 | 21.76 | 1 |
| | 16QAM | 1 | 0 | 22.04 | 22.14 | 22.06 | 1 |
| | | 1 | 7 | 21.99 | 21.99 | 22.01 | 1 |
| | | 1 | 14 | 22.08 | 22.07 | 22.11 | 1 |
| | | 8 | 0 | 20.75 | 20.78 | 20.81 | 2 |
| | | 8 | 3 | 20.76 | 20.82 | 20.82 | 2 |
| | | 8 | 7 | 20.84 | 20.81 | 20.84 | 2 |
| | | 15 | 0 | 20.79 | 20.78 | 20.78 | 2 |



**BUREAU
VERITAS**

Test Report No.: W7L-211220W001RF02

| Band/BW | Modulation | RB Size | RB Offset | Low CH 18625 | Mid CH 18900 | High CH 19175 | MPR |
|---------|------------|---------|-----------|----------------------|--------------------|----------------------|-----|
| | | | | Frequency 1852.5 MHz | Frequency 1880 MHz | Frequency 1907.5 MHz | |
| 2/5 | QPSK | 1 | 0 | 22.65 | 22.61 | 22.57 | 0 |
| | | 1 | 12 | 22.64 | 22.60 | 22.61 | 0 |
| | | 1 | 24 | 22.67 | 22.66 | 22.68 | 0 |
| | | 12 | 0 | 21.70 | 21.71 | 21.73 | 1 |
| | | 12 | 6 | 21.76 | 21.83 | 21.74 | 1 |
| | | 12 | 13 | 21.79 | 21.84 | 21.87 | 1 |
| | | 25 | 0 | 21.81 | 21.86 | 21.79 | 1 |
| | 16QAM | 1 | 0 | 22.05 | 22.10 | 22.06 | 1 |
| | | 1 | 12 | 21.96 | 22.02 | 22.00 | 1 |
| | | 1 | 24 | 22.08 | 22.07 | 22.10 | 1 |
| | | 12 | 0 | 20.75 | 20.76 | 20.78 | 2 |
| | | 12 | 6 | 20.73 | 20.86 | 20.78 | 2 |
| | | 12 | 13 | 20.79 | 20.83 | 20.87 | 2 |
| | | 25 | 0 | 20.79 | 20.79 | 20.75 | 2 |



**BUREAU
VERITAS**

Test Report No.: W7L-211220W001RF02

| Band/BW | Modulation | RB Size | RB Offset | Low CH 18650 | Mid CH 18900 | High CH 19150 | MPR |
|---------|------------|---------|-----------|--------------------|--------------------|--------------------|-----|
| | | | | Frequency 1855 MHz | Frequency 1880 MHz | Frequency 1905 MHz | |
| 2/ 10 | QPSK | 1 | 0 | 22.62 | 22.64 | 22.57 | 0 |
| | | 1 | 24 | 22.64 | 22.60 | 22.62 | 0 |
| | | 1 | 49 | 22.64 | 22.70 | 22.64 | 0 |
| | | 25 | 0 | 21.71 | 21.70 | 21.76 | 1 |
| | | 25 | 12 | 21.82 | 21.77 | 21.74 | 1 |
| | | 25 | 25 | 21.77 | 21.81 | 21.86 | 1 |
| | | 50 | 0 | 21.86 | 21.86 | 21.76 | 1 |
| | 16QAM | 1 | 0 | 22.05 | 22.07 | 22.02 | 1 |
| | | 1 | 24 | 22.01 | 21.98 | 22.03 | 1 |
| | | 1 | 49 | 22.08 | 22.08 | 22.07 | 1 |
| | | 25 | 0 | 20.77 | 20.74 | 20.84 | 2 |
| | | 25 | 12 | 20.77 | 20.80 | 20.83 | 2 |
| | | 25 | 25 | 20.78 | 20.84 | 20.84 | 2 |
| | | 50 | 0 | 20.83 | 20.78 | 20.79 | 2 |



**BUREAU
VERITAS**

Test Report No.: W7L-211220W001RF02

| Band/BW | Modulation | RB Size | RB Offset | Low CH 18675 | Mid CH 18900 | High CH 19125 | MPR |
|---------|------------|---------|-----------|----------------------|--------------------|----------------------|-----|
| | | | | Frequency 1857.5 MHz | Frequency 1880 MHz | Frequency 1902.5 MHz | |
| 2/ 15 | QPSK | 1 | 0 | 22.69 | 22.64 | 22.54 | 0 |
| | | 1 | 37 | 22.62 | 22.65 | 22.57 | 0 |
| | | 1 | 74 | 22.70 | 22.73 | 22.65 | 0 |
| | | 36 | 0 | 21.68 | 21.71 | 21.77 | 1 |
| | | 36 | 19 | 21.83 | 21.82 | 21.74 | 1 |
| | | 36 | 39 | 21.75 | 21.82 | 21.86 | 1 |
| | | 75 | 0 | 21.86 | 21.84 | 21.81 | 1 |
| | 16QAM | 1 | 0 | 22.09 | 22.14 | 22.02 | 1 |
| | | 1 | 37 | 22.00 | 21.99 | 22.03 | 1 |
| | | 1 | 74 | 22.04 | 22.13 | 22.09 | 1 |
| | | 36 | 0 | 20.81 | 20.74 | 20.85 | 2 |
| | | 36 | 19 | 20.71 | 20.84 | 20.79 | 2 |
| | | 36 | 39 | 20.83 | 20.82 | 20.87 | 2 |
| | | 75 | 0 | 20.84 | 20.81 | 20.72 | 2 |



**BUREAU
VERITAS**

Test Report No.: W7L-211220W001RF02

| Band/BW | Modulation | RB Size | RB Offset | Low CH 18700 | Mid CH 18900 | High CH 19100 | MPR |
|---------|------------|---------|-----------|--------------------|--------------------|--------------------|-----|
| | | | | Frequency 1860 MHz | Frequency 1880 MHz | Frequency 1900 MHz | |
| 2/ 20 | QPSK | 1 | 0 | 22.70 | 22.68 | 22.62 | 0 |
| | | 1 | 50 | 22.66 | 22.68 | 22.63 | 0 |
| | | 1 | 99 | 22.72 | 22.74 | 22.69 | 0 |
| | | 50 | 0 | 21.74 | 21.76 | 21.78 | 1 |
| | | 50 | 25 | 21.84 | 21.84 | 21.79 | 1 |
| | | 50 | 50 | 21.83 | 21.89 | 21.88 | 1 |
| | | 100 | 0 | 21.87 | 21.88 | 21.84 | 1 |
| | 16QAM | 1 | 0 | 22.12 | 22.15 | 22.08 | 1 |
| | | 1 | 50 | 22.04 | 22.04 | 22.05 | 1 |
| | | 1 | 99 | 22.10 | 22.15 | 22.12 | 1 |
| | | 50 | 0 | 20.83 | 20.82 | 20.86 | 2 |
| | | 50 | 25 | 20.79 | 20.88 | 20.84 | 2 |
| | | 50 | 50 | 20.86 | 20.88 | 20.89 | 2 |
| | | 100 | 0 | 20.85 | 20.86 | 20.80 | 2 |



EIRP POWER (dBm)

GSM

| Channel | Frequency (MHz) | Conducted Power (dBm) | G _T -L _C (dB) | EIRP (dBm) | EIRP (mW) | Limit (W) |
|---------|-----------------|-----------------------|-------------------------------------|------------|---------------|-----------|
| 512 | 1850.2 | 29.13 | 1.52 | 30.65 | 1161.45 | 2 |
| 661 | 1880.0 | 29.17 | 1.52 | 30.69 | 1172.2 | 2 |
| 810 | 1909.8 | 29.12 | 1.52 | 30.64 | 1158.78 | 2 |

EDGE

| Channel | Frequency (MHz) | Conducted Power (dBm) | G _T -L _C (dB) | EIRP (dBm) | EIRP (mW) | Limit (W) |
|---------|-----------------|-----------------------|-------------------------------------|------------|---------------|-----------|
| 512 | 1850.2 | 25.06 | 1.52 | 26.58 | 454.99 | 2 |
| 661 | 1880.0 | 25.19 | 1.52 | 26.71 | 468.81 | 2 |
| 810 | 1909.8 | 25.13 | 1.52 | 26.65 | 462.38 | 2 |

WCDMA

| Channel | Frequency (MHz) | Conducted Power (dBm) | G _T -L _C (dB) | EIRP (dBm) | EIRP (mW) | Limit (W) |
|---------|-----------------|-----------------------|-------------------------------------|------------|---------------|-----------|
| 9662 | 1852.4 | 23.43 | 1.52 | 24.95 | 312.61 | 2 |
| 9800 | 1880 | 23.44 | 1.52 | 24.96 | 313.33 | 2 |
| 9938 | 1907.6 | 23.51 | 1.52 | 25.03 | 318.42 | 2 |



LTE BAND 2

CHANNEL BANDWIDTH: 1.4MHz QPSK

| Channel | Frequency (MHz) | Conducted Power (dBm) | G _{T-Lc} (dB) | EIRP (dBm) | EIRP (mW) | Limit (W) |
|---------|-----------------|-----------------------|------------------------|------------|---------------|-----------|
| 18607 | 1850.7 | 22.83 | 1.52 | 24.35 | 272.27 | 2 |
| 18900 | 1880.0 | 22.82 | 1.52 | 24.34 | 271.64 | 2 |
| 19193 | 1908.3 | 22.82 | 1.52 | 24.34 | 271.64 | 2 |

CHANNEL BANDWIDTH: 1.4MHz 16QAM

| Channel | Frequency (MHz) | Conducted Power (dBm) | G _{T-Lc} (dB) | EIRP (dBm) | EIRP (mW) | Limit (W) |
|---------|-----------------|-----------------------|------------------------|------------|-----------|-----------|
| 18607 | 1850.7 | 22.07 | 1.52 | 23.59 | 228.56 | 2 |
| 18900 | 1880.0 | 22.08 | 1.52 | 23.6 | 229.09 | 2 |
| 19193 | 1908.3 | 22.11 | 1.52 | 23.63 | 230.67 | 2 |

CHANNEL BANDWIDTH: 3MHz QPSK

| Channel | Frequency (MHz) | Conducted Power (dBm) | G _{T-Lc} (dB) | EIRP (dBm) | EIRP (mW) | Limit (W) |
|---------|-----------------|-----------------------|------------------------|------------|---------------|-----------|
| 18615 | 1851.5 | 22.66 | 1.52 | 24.18 | 261.82 | 2 |
| 18900 | 1880.0 | 22.67 | 1.52 | 24.19 | 262.42 | 2 |
| 19185 | 1908.5 | 22.64 | 1.52 | 24.16 | 260.62 | 2 |

CHANNEL BANDWIDTH: 3MHz 16QAM

| Channel | Frequency (MHz) | Conducted Power (dBm) | G _{T-Lc} (dB) | EIRP (dBm) | EIRP (mW) | Limit (W) |
|---------|-----------------|-----------------------|------------------------|------------|-----------|-----------|
| 18615 | 1851.5 | 22.08 | 1.52 | 23.6 | 229.09 | 2 |
| 18900 | 1880.0 | 22.14 | 1.52 | 23.66 | 232.27 | 2 |
| 19185 | 1908.5 | 22.11 | 1.52 | 23.63 | 230.67 | 2 |



CHANNEL BANDWIDTH: 5MHz QPSK

| Channel | Frequency (MHz) | Conducted Power (dBm) | G _T -L _C (dB) | EIRP (dBm) | EIRP (mW) | Limit (W) |
|---------|-----------------|-----------------------|-------------------------------------|------------|---------------|-----------|
| 18625 | 1852.5 | 22.67 | 1.52 | 24.19 | 262.42 | 2 |
| 18900 | 1880.0 | 22.66 | 1.52 | 24.18 | 261.82 | 2 |
| 19175 | 1907.5 | 22.68 | 1.52 | 24.2 | 263.03 | 2 |

CHANNEL BANDWIDTH: 5MHz 16QAM

| Channel | Frequency (MHz) | Conducted Power (dBm) | G _T -L _C (dB) | EIRP (dBm) | EIRP (mW) | Limit (W) |
|---------|-----------------|-----------------------|-------------------------------------|------------|-----------|-----------|
| 18625 | 1852.5 | 22.08 | 1.52 | 23.6 | 229.09 | 2 |
| 18900 | 1880.0 | 22.1 | 1.52 | 23.62 | 230.14 | 2 |
| 19175 | 1907.5 | 22.1 | 1.52 | 23.62 | 230.14 | 2 |

CHANNEL BANDWIDTH: 10MHz QPSK

| Channel | Frequency (MHz) | Conducted Power (dBm) | G _T -L _C (dB) | EIRP (dBm) | EIRP (mW) | Limit (W) |
|---------|-----------------|-----------------------|-------------------------------------|------------|---------------|-----------|
| 18650 | 1855.0 | 22.64 | 1.52 | 24.16 | 260.62 | 2 |
| 18900 | 1880.0 | 22.7 | 1.52 | 24.22 | 264.24 | 2 |
| 19150 | 1905.0 | 22.64 | 1.52 | 24.16 | 260.62 | 2 |

CHANNEL BANDWIDTH: 10MHz 16QAM

| Channel | Frequency (MHz) | Conducted Power (dBm) | G _T -L _C (dB) | EIRP (dBm) | EIRP (mW) | Limit (W) |
|---------|-----------------|-----------------------|-------------------------------------|------------|-----------|-----------|
| 18650 | 1855.0 | 22.08 | 1.52 | 23.6 | 229.09 | 2 |
| 18900 | 1880.0 | 22.08 | 1.52 | 23.6 | 229.09 | 2 |
| 19150 | 1905.0 | 22.07 | 1.52 | 23.59 | 228.56 | 2 |



CHANNEL BANDWIDTH: 15MHz QPSK

| Channel | Frequency (MHz) | Conducted Power (dBm) | G _{T-Lc} (dB) | EIRP (dBm) | EIRP (mW) | Limit (W) |
|---------|-----------------|-----------------------|------------------------|------------|---------------|-----------|
| 18675 | 1857.5 | 22.7 | 1.52 | 24.22 | 264.24 | 2 |
| 18900 | 1880.0 | 22.73 | 1.52 | 24.25 | 266.07 | 2 |
| 19125 | 1902.5 | 22.65 | 1.52 | 24.17 | 261.22 | 2 |

CHANNEL BANDWIDTH: 15MHz 16QAM

| Channel | Frequency (MHz) | Conducted Power (dBm) | G _{T-Lc} (dB) | EIRP (dBm) | EIRP (mW) | Limit (W) |
|---------|-----------------|-----------------------|------------------------|------------|-----------|-----------|
| 18675 | 1857.5 | 22.09 | 1.52 | 23.61 | 229.61 | 2 |
| 18900 | 1880.0 | 22.14 | 1.52 | 23.66 | 232.27 | 2 |
| 19125 | 1902.5 | 22.09 | 1.52 | 23.61 | 229.61 | 2 |

CHANNEL BANDWIDTH: 20MHz QPSK

| Channel | Frequency (MHz) | Conducted Power (dBm) | G _{T-Lc} (dB) | EIRP (dBm) | EIRP (mW) | Limit (W) |
|---------|-----------------|-----------------------|------------------------|------------|---------------|-----------|
| 18700 | 1860 | 22.72 | 1.52 | 24.24 | 265.46 | 2 |
| 18900 | 1880 | 22.74 | 1.52 | 24.26 | 266.69 | 2 |
| 19100 | 1900 | 22.69 | 1.52 | 24.21 | 263.63 | 2 |

CHANNEL BANDWIDTH: 20MHz 16QAM

| Channel | Frequency (MHz) | Conducted Power (dBm) | G _{T-Lc} (dB) | EIRP (dBm) | EIRP (mW) | Limit (W) |
|---------|-----------------|-----------------------|------------------------|------------|-----------|-----------|
| 18700 | 1860 | 22.12 | 1.52 | 23.64 | 231.21 | 2 |
| 18900 | 1880 | 22.15 | 1.52 | 23.67 | 232.81 | 2 |
| 19100 | 1900 | 22.12 | 1.52 | 23.64 | 231.21 | 2 |

3.2 FREQUENCY STABILITY MEASUREMENT

3.2.1 LIMITS OF FREQUENCY STABILITY MEASUREMENT

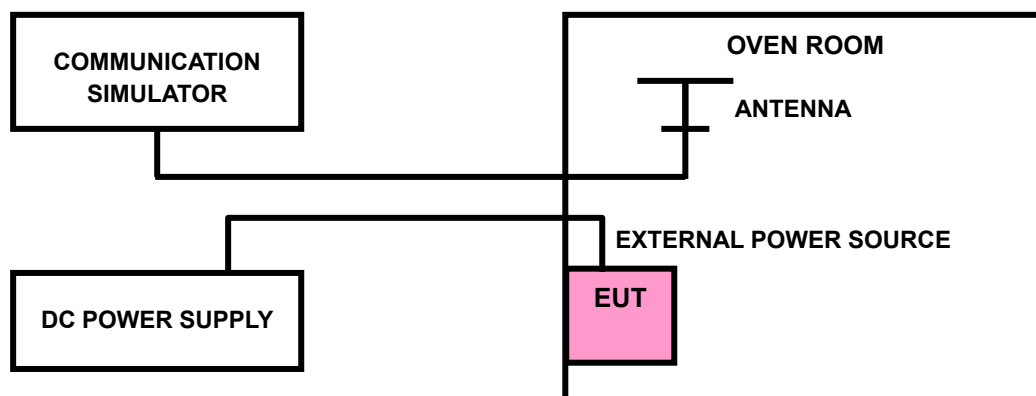
The frequency stability shall be sufficient to ensure that the fundamental emission stays within the authorized frequency block.

3.2.2 TEST PROCEDURE

- a. Device is placed at the oven room. The oven room could control the temperatures and humidity. Power warm up is at least 15 min and power applied should perform before recording frequency error.
- b. EUT is connected the external power supply to control the DC input power. The test voltage range is from minimum to maximum working voltage. Each step shall be record the frequency error rate.
- c. The temperature range step is 10 degrees in this test items. All temperature levels shall be hold the $\pm 0.5^{\circ}\text{C}$ during the measurement testing. The each temperature step shall be at least 0.5 hours, consider the EUT could be test under the stability condition.

NOTE: The frequency error was recorded frequency error from the communication simulator.

3.2.3 TEST SETUP





BUREAU
VERITAS

Test Report No.: W7L-211220W001RF02

3.2.4 TEST RESULTS

Please Refer to Appendix B Of this test report.

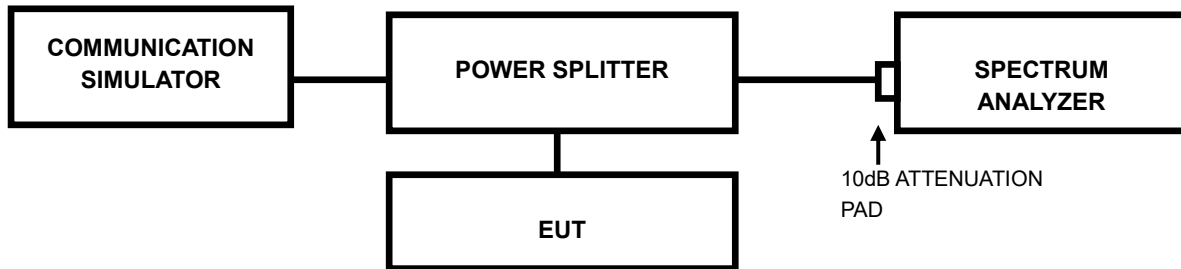


3.3 OCCUPIED BANDWIDTH MEASUREMENT

3.3.1 TEST PROCEDURES

The EUT makes a call to the communication simulator. All measurements were done at low, middle and high operational frequency range. The communication simulator station system controlled a EUT to export maximum output power under transmission mode and specific channel frequency. Use OBW measurement function of Spectrum analyzer to measure 99 % occupied bandwidth.

3.3.2 TEST SETUP





Test Report No.: W7L-211220W001RF02

3.3.3 TEST RESULTS

Please Refer to Appendix B Of this test report.

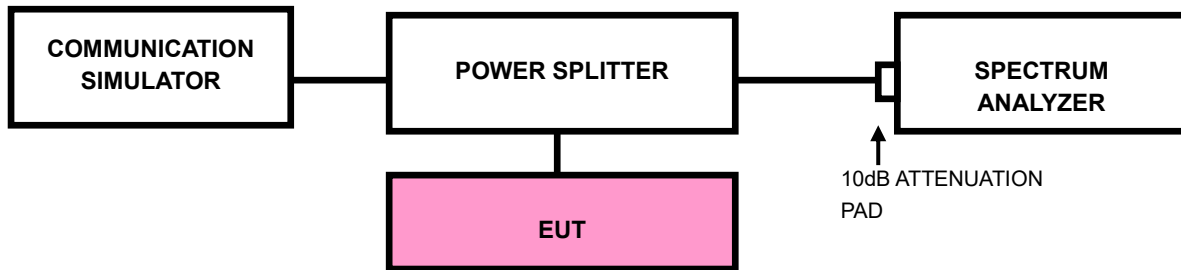


3.4 BAND EDGE MEASUREMENTC

3.4.1 LIMITS OF BAND EDGE MEASUREMENT

Power of any emission outside of the authorized operating frequency ranges must be attenuated below the transmitting power (P) by a factor of at least $43 + 10 \log(P)$ dB. In the 1 MHz bands immediately outside and adjacent to the frequency block a resolution bandwidth of at least one percent of the emission bandwidth of the fundamental emission of the transmitter may be employed.

3.4.2 TEST SETUP





3.4.3 TEST PROCEDURES

- a. All measurements were done at low and high operational frequency range.
- b. The center frequency of spectrum is the band edge frequency and span is 1~5 MHz. RBW of the spectrum is 10kHz and VBW of the spectrum is 30kHz (LTE bandwidth for (1.4M/3M/5M/10M/15M/20M)1RB/0RB&1RB/MAXRB).
- c. The center frequency of spectrum is the band edge frequency and span is 10MHz. RBW of the spectrum is 100kHz and VBW of the spectrum is 300kHz (WCDMA).
- d. The center frequency of spectrum is the band edge frequency and span is 1~5 MHz. RBW of the spectrum is $\geq 1\% \cdot \text{EBW}$ kHz and VBW of the spectrum is $3 \cdot \text{RBW}$ kHz. (LTE bandwidth 1.4M/3M/5M/10M/15M/20MHz).
- e. Record the max trace plot into the test report.

3.4.4. TEST RESULTS

Please Refer to Appendix B Of this test report.



3.5 CONDUCTED SPURIOUS EMISSIONS

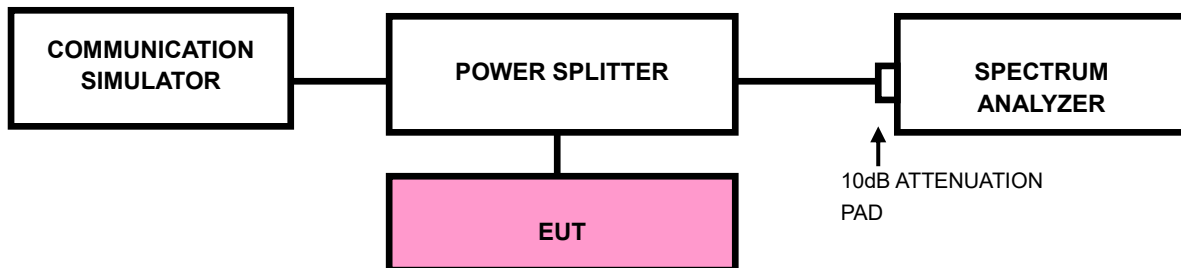
3.5.1 LIMITS OF CONDUCTED SPURIOUS EMISSIONS MEASUREMENT

The power of any emission outside of the authorized operating frequency ranges must be attenuated below the transmitting power (P) by a factor of at least $43 + 10 \log(P)$ dB. The emission limit equal to -13dBm .

3.5.2 TEST PROCEDURE

- a. The EUT makes a phone call to the communication simulator. All measurements were done at low, middle and high operational frequency range.
- b. Measuring frequency range is from 9kHz up to a frequency including its 10th harmonic. 10dB attenuation pad is connected with spectrum. RBW=1MHz and VBW=3MHz is used for conducted emission measurement.

3.5.3 TEST SETUP





**BUREAU
VERITAS**

Test Report No.: W7L-211220W001RF02

3.5.4 TEST RESULTS

NOTE : The 9K~30MHz amplitude of spurious emissions attenuated more than 20 dB below the permissible value is not required in the report.

Please Refer to Appendix B Of this test report.



3.6 RADIATED EMISSION MEASUREMENT

3.6.1 LIMITS OF RADIATED EMISSION MEASUREMENT

The power of any emission outside of the authorized operating frequency ranges must be attenuated below the transmitting power (P) by a factor of at least $43 + 10 \log(P)$ dB. The emission limit equal to -13dBm .

3.6.2 TEST PROCEDURES

- a. Substitution method is used for E.I.R.P measurement. In the semi-anechoic chamber, EUT placed on the 0.8m height of Turn Table, rotated the table around 360 degrees to search the maximum radiation power and receiver antenna shall be rotated vertical and horizontal polarization and moved height from 1m to 4m to find the maximum polar radiated power. The “Read Value” is the spectrum reading the maximum power value.
- b. The substitution horn antenna is substituted for EUT at the same position and signals generator export the CW signal to the substitution antenna via a TX cable. Rotated the Turn Table and moved receiving antenna to find the maximum radiation power. Adjust output power level of S.G to get a Value of spectrum reading equal to “Read Value “ of step a. Record the power level of S.G
- c. $\text{EIRP} = \text{Output power level of S.G} - \text{TX cable loss} + \text{Antenna gain of substitution horn.}$

NOTE: The resolution bandwidth and video bandwidth of test receiver/spectrum analyzer is 1MHz/3MHz.

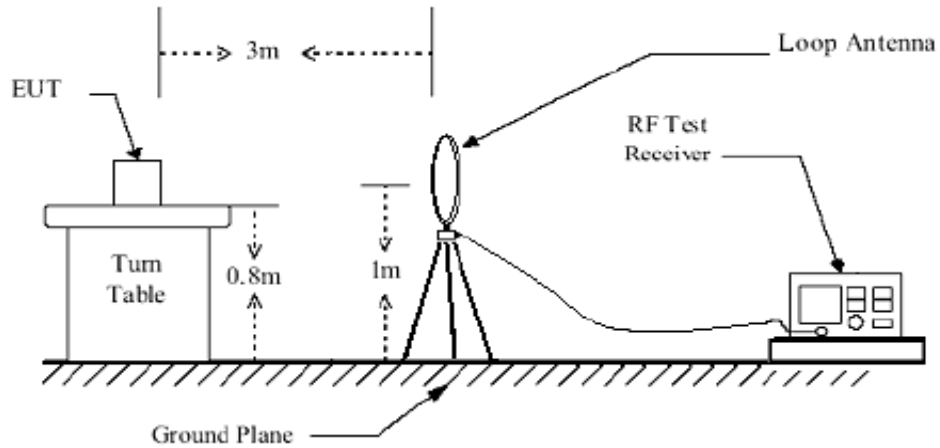
3.6.3 DEVIATION FROM TEST STANDARD

No deviation

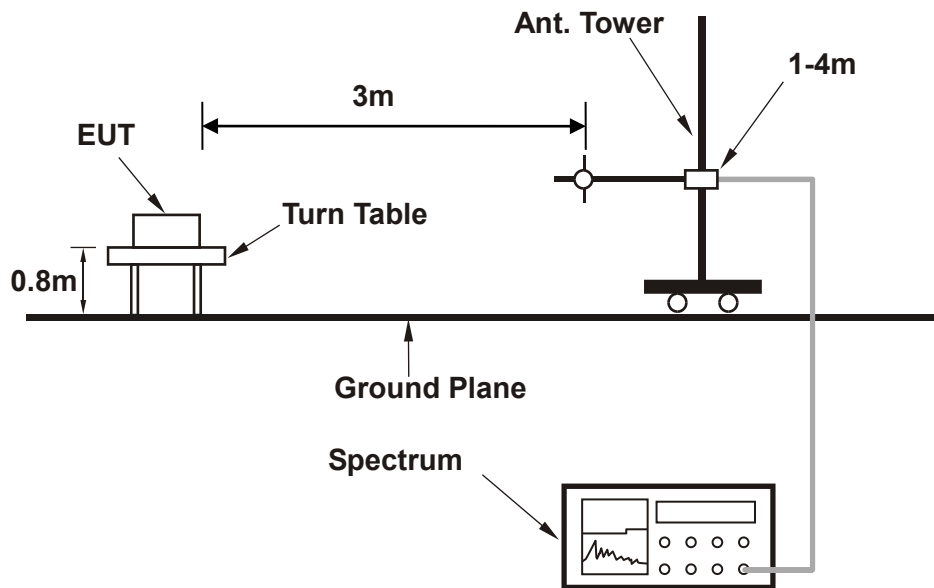


3.6.4 TEST SETUP

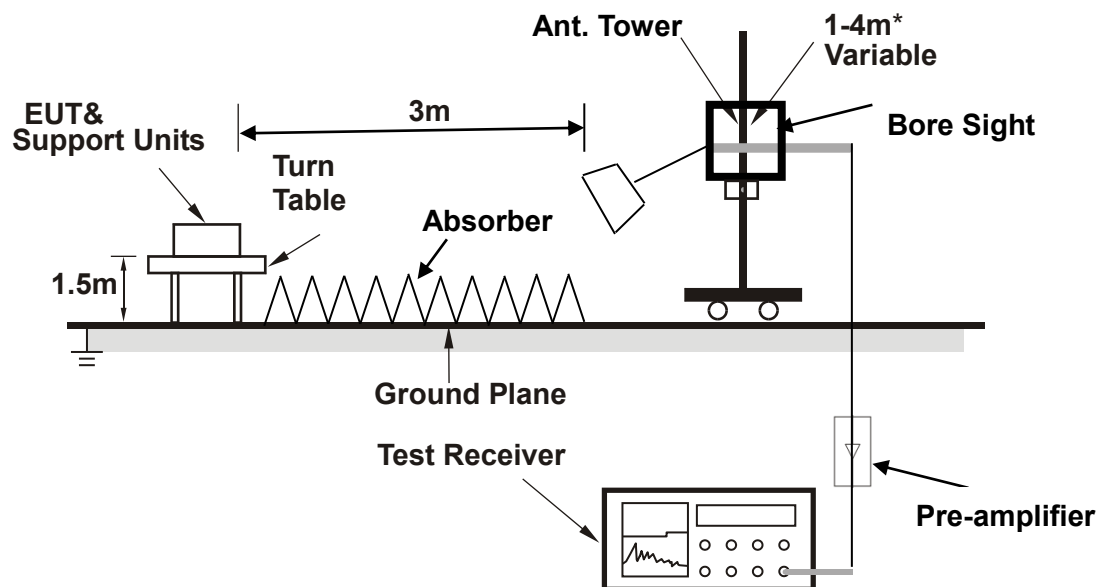
< Frequency Range below 30MHz >



< Frequency Range 30MHz~1GHz >



<Frequency Range above 1GHz>



Note: Above 1G is a directional antenna depends on the EUT height and the antenna 3dB beamwidth both, refer to section 7.3 of CISPR 16-2-3.

For the actual test configuration, please refer to the attached file (Test Setup Photo).



3.6.5 TEST RESULTS

NOTE : The 9K~30MHz amplitude of spurious emissions attenuated more than 20 dB below the permissible value is not required in the report.

BELOW 1GHz WORST-CASE DATA

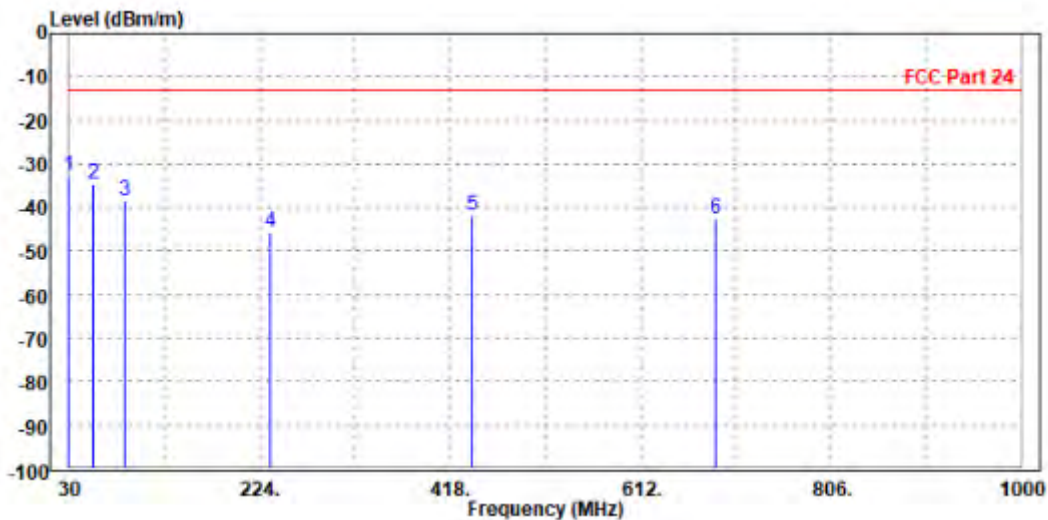
30 MHz – 1GHz data:

LTE Band 2

CHANNEL BANDWIDTH: 20MHz / QPSK

| | | | |
|--|------------------|------------------------|---------------|
| MODE | TX channel 18900 | FREQUENCY RANGE | Below 1000MHz |
| ENVIRONMENTAL CONDITIONS | 23deg. C, 70%RH | INPUT POWER | EUT 4.0V |
| TESTED BY | Jace Hu | | |
| ANTENNA POLARITY & TEST DISTANCE: HORIZONTAL AT 3 M | | | |

| | | Freq | Level | Read Level | Limit Line | Over Limit | Factor | Remark | Pol/Phase |
|---|----|---------|--------|------------|------------|------------|--------|--------|------------|
| | | MHz | dBm/m | dBm | dBm/m | dB | dB/m | | |
| 1 | PP | 30.000 | -32.52 | -52.82 | -13.00 | -19.52 | 20.30 | Peak | Horizontal |
| 2 | | 55.220 | -34.63 | -42.71 | -13.00 | -21.63 | 8.08 | Peak | Horizontal |
| 3 | | 87.230 | -38.23 | -46.06 | -13.00 | -25.23 | 7.83 | Peak | Horizontal |
| 4 | | 234.670 | -45.74 | -58.27 | -13.00 | -32.74 | 12.53 | Peak | Horizontal |
| 5 | | 440.310 | -41.92 | -59.55 | -13.00 | -28.92 | 17.63 | Peak | Horizontal |
| 6 | | 689.600 | -42.61 | -65.10 | -13.00 | -29.61 | 22.49 | Peak | Horizontal |



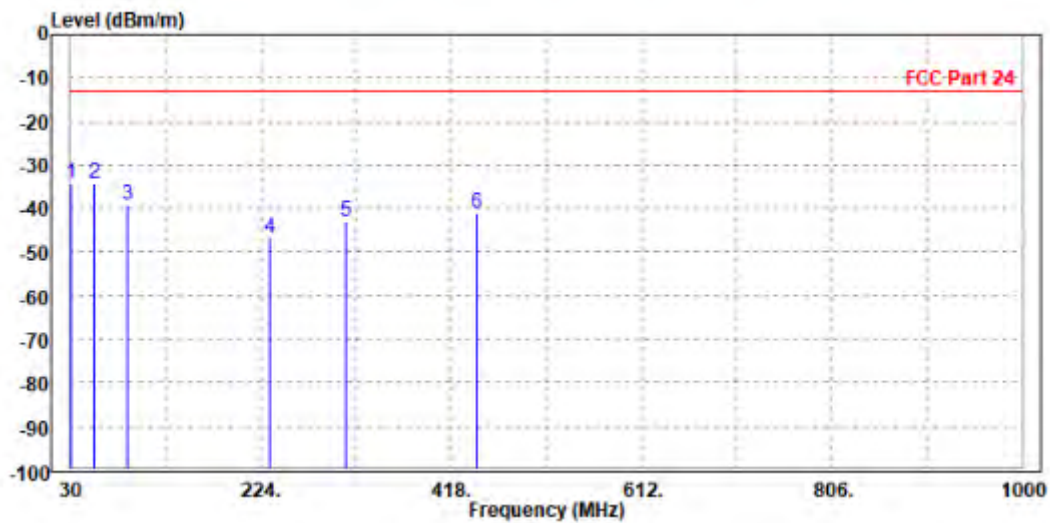


**BUREAU
VERITAS**

Test Report No.: W7L-211220W001RF02

| | | | |
|--|------------------|------------------------|---------------|
| MODE | TX channel 18900 | FREQUENCY RANGE | Below 1000MHz |
| ENVIRONMENTAL CONDITIONS | 23deg. C, 70%RH | INPUT POWER | EUT 4.0V |
| TESTED BY | Jace Hu | | |
| ANTENNA POLARITY & TEST DISTANCE: VERTICAL AT 3 M | | | |

| | Freq | Level | Read Level | Limit Line | Over Limit | Factor | Remark | Pol/Phase |
|------|---------|--------|------------|------------|------------|--------|--------|-----------|
| | MHz | dBm/m | dBm | dBm/m | dB | dB/m | | |
| 1 PP | 30.970 | -34.06 | -53.83 | -13.00 | -21.06 | 19.77 | Peak | Vertical |
| 2 | 55.220 | -34.39 | -42.82 | -13.00 | -21.39 | 8.43 | Peak | Vertical |
| 3 | 88.200 | -38.98 | -47.44 | -13.00 | -25.98 | 8.46 | Peak | Vertical |
| 4 | 233.700 | -46.76 | -59.81 | -13.00 | -33.76 | 13.05 | Peak | Vertical |
| 5 | 310.330 | -43.10 | -58.33 | -13.00 | -30.10 | 15.23 | Peak | Vertical |
| 6 | 444.190 | -40.88 | -58.92 | -13.00 | -27.88 | 18.04 | Peak | Vertical |





**BUREAU
VERITAS**

Test Report No.: W7L-211220W001RF02

ABOVE 1GHz

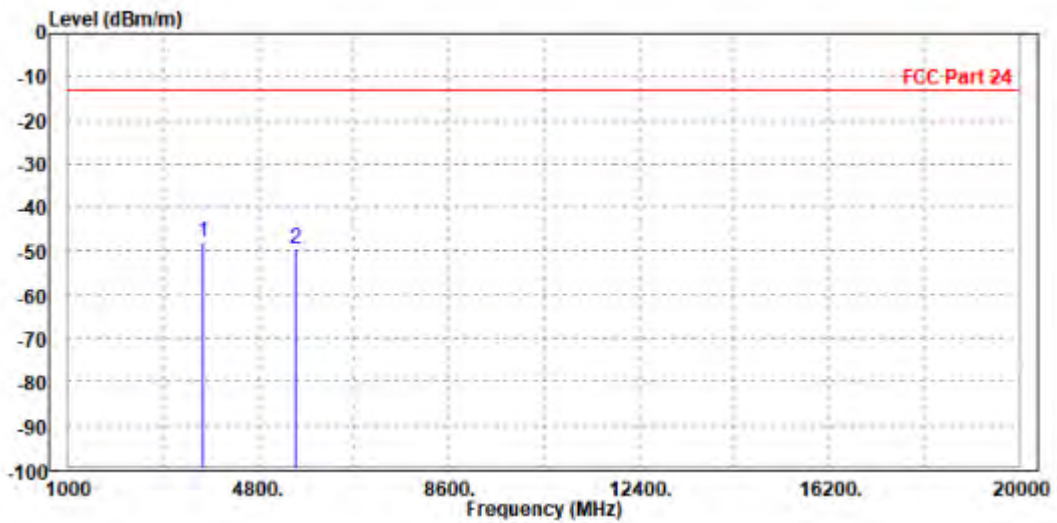
Note: For higher frequency, the emission is too low to be detected.

EDGE 1900:

CH 512

| | | | |
|--|-----------------|------------------------|---------------|
| MODE | TX channel 512 | FREQUENCY RANGE | Above 1000MHz |
| ENVIRONMENTAL CONDITIONS | 23deg. C, 70%RH | INPUT POWER | EUT 4.0V |
| TESTED BY | Jace Hu | | |
| ANTENNA POLARITY & TEST DISTANCE: HORIZONTAL AT 3 M | | | |

| | Freq | Level | Read Level | Limit Line | Over Limit | Factor | Remark | Pol/Phase |
|---|-------------|--------|------------|------------|------------|--------|--------|------------|
| | MHz | dBm/m | dBm | dBm/m | dB | dB/m | | |
| 1 | PP 3698.000 | -47.85 | -56.63 | -13.00 | -34.85 | 8.78 | Peak | Horizontal |
| 2 | 5550.600 | -49.24 | -59.43 | -13.00 | -36.24 | 10.19 | Peak | Horizontal |



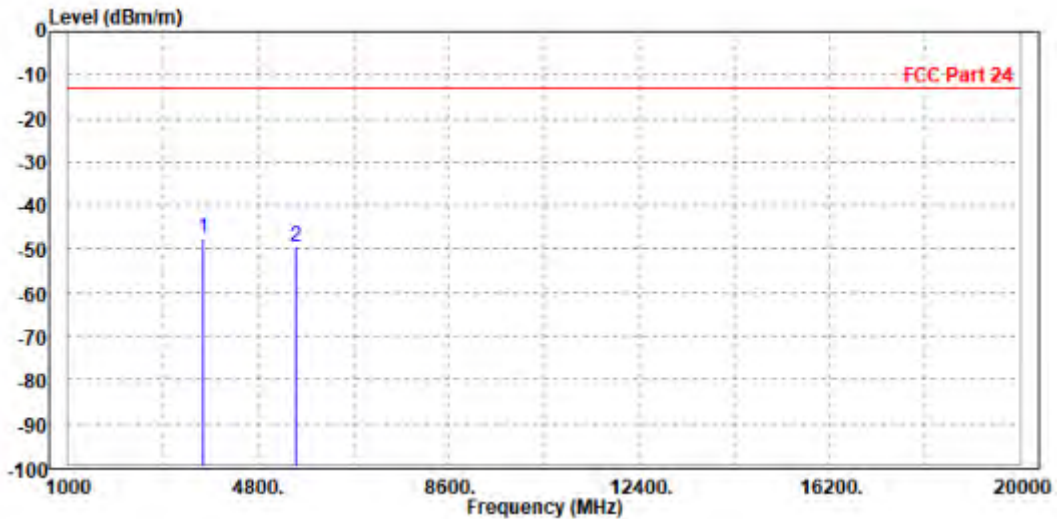


**BUREAU
VERITAS**

Test Report No.: W7L-211220W001RF02

| | | | |
|--|-----------------|------------------------|---------------|
| MODE | TX channel 512 | FREQUENCY RANGE | Above 1000MHz |
| ENVIRONMENTAL CONDITIONS | 23deg. C, 70%RH | INPUT POWER | EUT 4.0V |
| TESTED BY | Jace Hu | | |
| ANTENNA POLARITY & TEST DISTANCE: VERTICAL AT 3 M | | | |

| | Freq | Level | Read Level | Limit Line | Over Limit | Factor | Remark | Pol/Phase |
|---|-------------|--------|------------|------------|------------|--------|--------|-----------|
| | MHz | dBm/m | dBm | dBm/m | dB | dB/m | | |
| 1 | PP 3698.000 | -47.59 | -56.84 | -13.00 | -34.59 | 9.25 | Peak | Vertical |
| 2 | 5550.600 | -49.52 | -59.42 | -13.00 | -36.52 | 9.90 | Peak | Vertical |





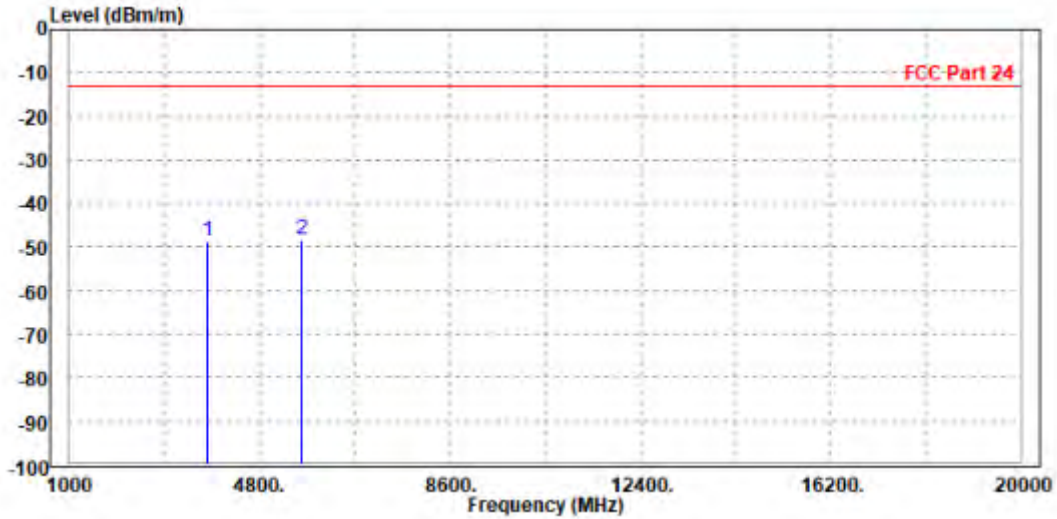
**BUREAU
VERITAS**

Test Report No.: W7L-211220W001RF02

CH 661

| | | | |
|--|-----------------|------------------------|---------------|
| MODE | TX channel 661 | FREQUENCY RANGE | Above 1000MHz |
| ENVIRONMENTAL CONDITIONS | 23deg. C, 70%RH | INPUT POWER | EUT 4.0V |
| TESTED BY | Jace Hu | | |
| ANTENNA POLARITY & TEST DISTANCE: HORIZONTAL AT 3 M | | | |

| | Freq | Level | Read Level | Limit Line | Over Limit | Factor | Remark | Pol/Phase |
|------|----------|--------|------------|------------|------------|--------|--------|------------|
| | MHz | dBm/m | dBm | dBm/m | dB | dB/m | | |
| 1 | 3755.000 | -48.76 | -57.61 | -13.00 | -35.76 | 8.85 | Peak | Horizontal |
| 2 PP | 5640.000 | -48.10 | -58.58 | -13.00 | -35.10 | 10.48 | Peak | Horizontal |



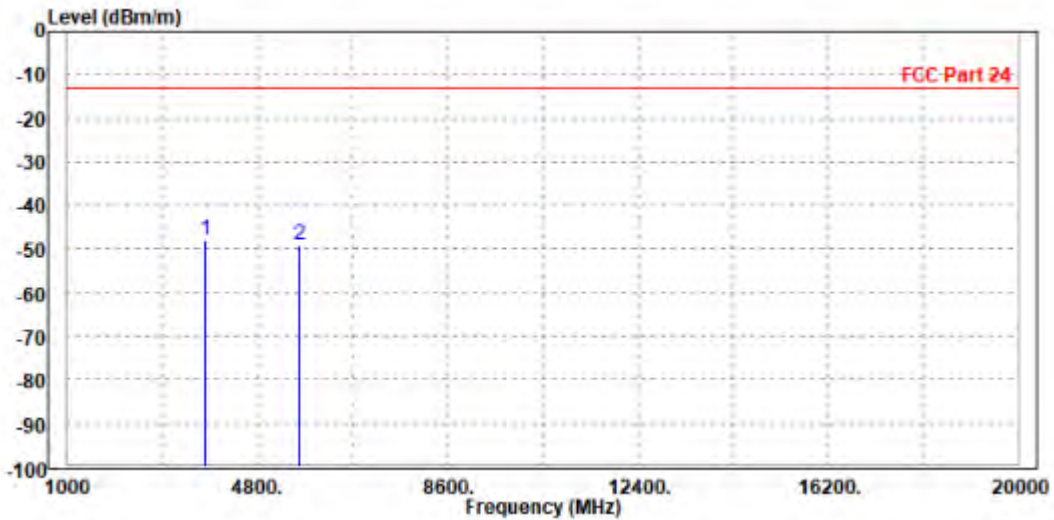


**BUREAU
VERITAS**

Test Report No.: W7L-211220W001RF02

| | | | |
|--|-----------------|------------------------|---------------|
| MODE | TX channel 661 | FREQUENCY RANGE | Above 1000MHz |
| ENVIRONMENTAL CONDITIONS | 23deg. C, 70%RH | INPUT POWER | EUT 4.0V |
| TESTED BY | Jace Hu | | |
| ANTENNA POLARITY & TEST DISTANCE: VERTICAL AT 3 M | | | |

| | Freq | Level | Read Level | Limit Line | Over Limit | Factor | Remark | Pol/Phase |
|---|-------------|--------|------------|------------|------------|--------|--------|-----------|
| | MHz | dBm/m | dBm | dBm/m | dB | dB/m | | |
| 1 | PP 3755.000 | -47.93 | -57.20 | -13.00 | -34.93 | 9.27 | Peak | Vertical |
| 2 | 5640.000 | -48.97 | -59.22 | -13.00 | -35.97 | 10.25 | Peak | Vertical |





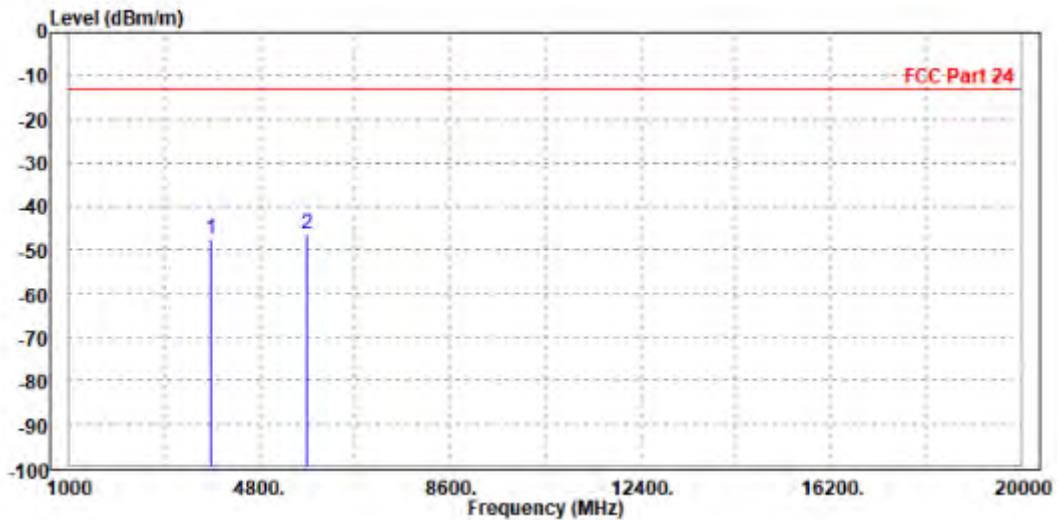
**BUREAU
VERITAS**

Test Report No.: W7L-211220W001RF02

CH 810

| | | | |
|--|-----------------|------------------------|---------------|
| MODE | TX channel 810 | FREQUENCY RANGE | Above 1000MHz |
| ENVIRONMENTAL CONDITIONS | 23deg. C, 70%RH | INPUT POWER | EUT 4.0V |
| TESTED BY | Jace Hu | | |
| ANTENNA POLARITY & TEST DISTANCE: HORIZONTAL AT 3 M | | | |

| | Freq | Level | Read Level | Limit Line | Over Limit | Factor | Remark | Pol/Phase |
|---|-------------|--------|------------|------------|------------|--------|--------|------------|
| | MHz | dBm/m | dBm | dBm/m | dB | dB/m | | |
| 1 | 3819.600 | -47.54 | -56.45 | -13.00 | -34.54 | 8.91 | Peak | Horizontal |
| 2 | PP 5729.400 | -46.55 | -57.33 | -13.00 | -33.55 | 10.78 | Peak | Horizontal |



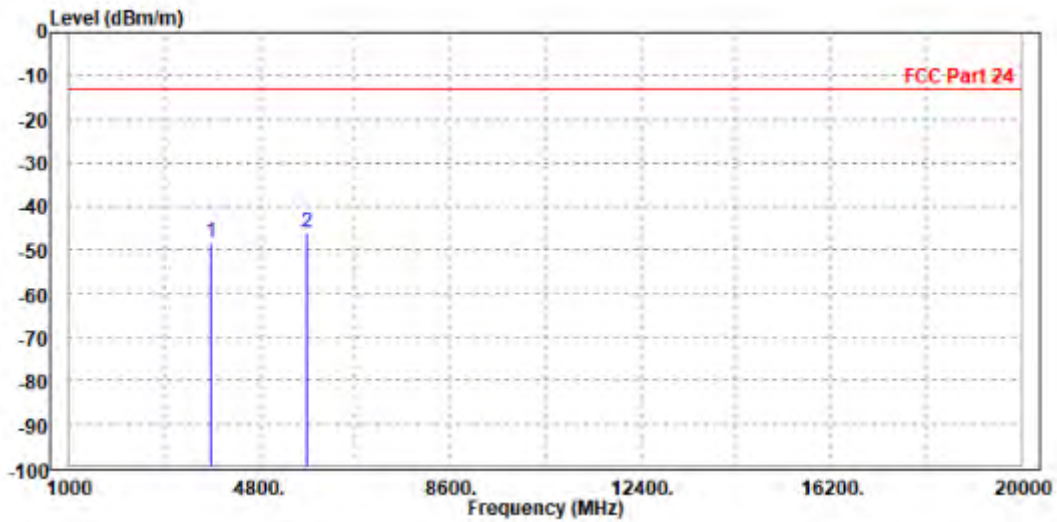


**BUREAU
VERITAS**

Test Report No.: W7L-211220W001RF02

| | | | |
|--|-----------------|------------------------|---------------|
| MODE | TX channel 810 | FREQUENCY RANGE | Above 1000MHz |
| ENVIRONMENTAL CONDITIONS | 23deg. C, 70%RH | INPUT POWER | EUT 4.0V |
| TESTED BY | Jace Hu | | |
| ANTENNA POLARITY & TEST DISTANCE: VERTICAL AT 3 M | | | |

| | Freq | Level | Read Level | Limit Line | Over Limit | Factor | Remark | Pol/Phase |
|------|----------|--------|------------|------------|------------|--------|--------|-----------|
| | MHz | dBm/m | dBm | dBm/m | dB | dB/m | | |
| 1 | 3819.600 | -48.31 | -57.60 | -13.00 | -35.31 | 9.29 | Peak | Vertical |
| 2 PP | 5729.400 | -46.01 | -56.60 | -13.00 | -33.01 | 10.59 | Peak | Vertical |





**BUREAU
VERITAS**

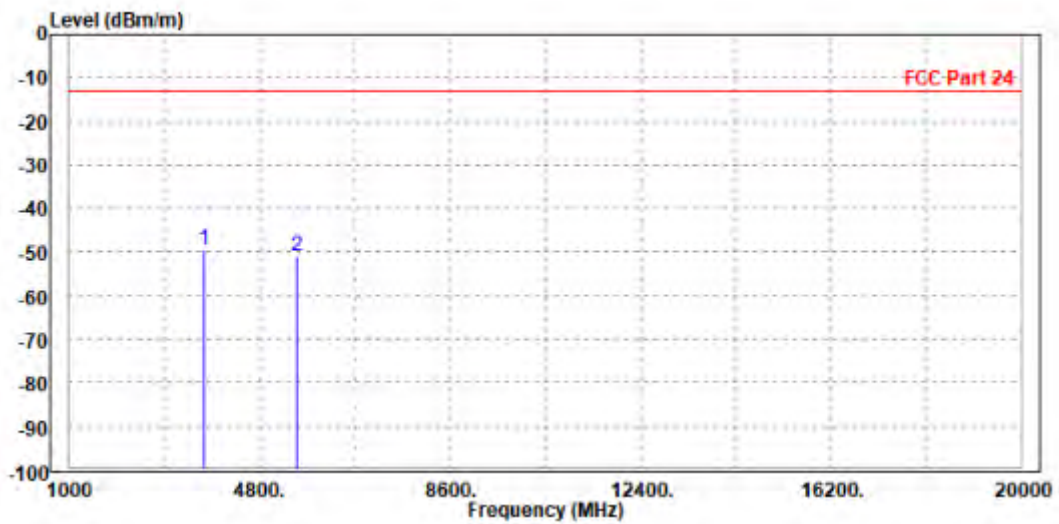
Test Report No.: W7L-211220W001RF02

EDGE 1900:

CH 512

| | | | |
|--|-----------------|------------------------|---------------|
| MODE | TX channel 512 | FREQUENCY RANGE | Above 1000MHz |
| ENVIRONMENTAL CONDITIONS | 23deg. C, 70%RH | INPUT POWER | EUT 4.0V |
| TESTED BY | Jace Hu | | |
| ANTENNA POLARITY & TEST DISTANCE: HORIZONTAL AT 3 M | | | |

| | Freq | Level | Read Level | Limit Line | Over Limit | Factor | Remark | Pol/Phase |
|------|----------|--------|------------|------------|------------|--------|--------|------------|
| | MHz | dBm/m | dBm | dBm/m | dB | dB/m | | |
| 1 PP | 3698.000 | -49.38 | -58.16 | -13.00 | -36.38 | 8.78 | Peak | Horizontal |
| 2 | 5550.600 | -50.85 | -61.04 | -13.00 | -37.85 | 10.19 | Peak | Horizontal |



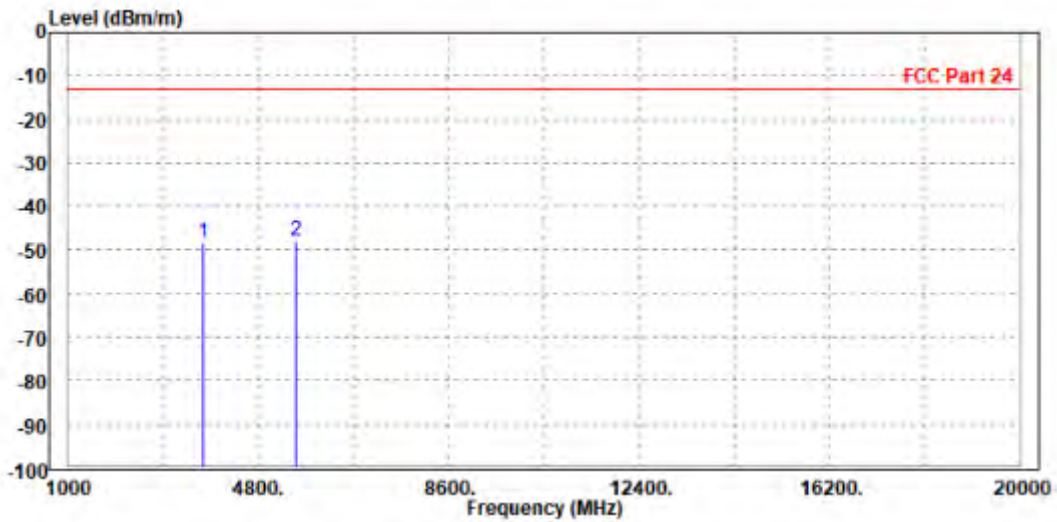


**BUREAU
VERITAS**

Test Report No.: W7L-211220W001RF02

| | | | |
|--|-----------------|------------------------|---------------|
| MODE | TX channel 512 | FREQUENCY RANGE | Above 1000MHz |
| ENVIRONMENTAL CONDITIONS | 23deg. C, 70%RH | INPUT POWER | EUT 4.0V |
| TESTED BY | Jace Hu | | |
| ANTENNA POLARITY & TEST DISTANCE: VERTICAL AT 3 M | | | |

| | Freq | Level | Read Level | Limit Line | Over Limit | Factor | Remark | Pol/Phase |
|------|----------|--------|------------|------------|------------|--------|--------|-----------|
| | MHz | dBm/m | dBm | dBm/m | dB | dB/m | | |
| 1 | 3698.000 | -48.11 | -57.36 | -13.00 | -35.11 | 9.25 | Peak | Vertical |
| 2 PP | 5550.600 | -47.90 | -57.80 | -13.00 | -34.90 | 9.90 | Peak | Vertical |





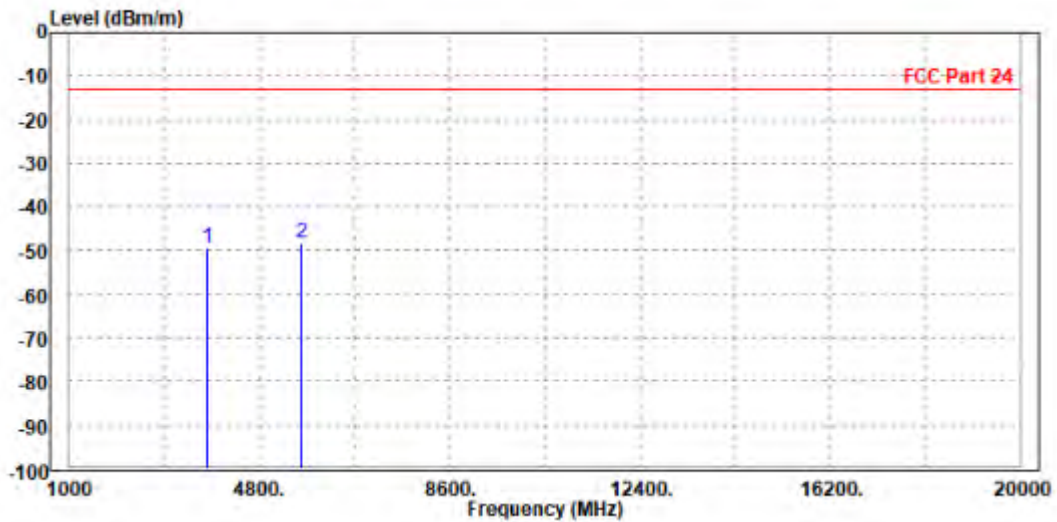
**BUREAU
VERITAS**

Test Report No.: W7L-211220W001RF02

CH 661

| | | | |
|--|-----------------|------------------------|---------------|
| MODE | TX channel 661 | FREQUENCY RANGE | Above 1000MHz |
| ENVIRONMENTAL CONDITIONS | 23deg. C, 70%RH | INPUT POWER | EUT 4.0V |
| TESTED BY | Jace Hu | | |
| ANTENNA POLARITY & TEST DISTANCE: HORIZONTAL AT 3 M | | | |

| | Freq | Level | Read Level | Limit Line | Over Limit | Factor | Remark | Pol/Phase |
|------|----------|--------|------------|------------|------------|--------|--------|------------|
| | MHz | dBm/m | dBm | dBm/m | dB | dB/m | | |
| 1 | 3755.000 | -49.25 | -58.10 | -13.00 | -36.25 | 8.85 | Peak | Horizontal |
| 2 PP | 5640.000 | -48.22 | -58.70 | -13.00 | -35.22 | 10.48 | Peak | Horizontal |



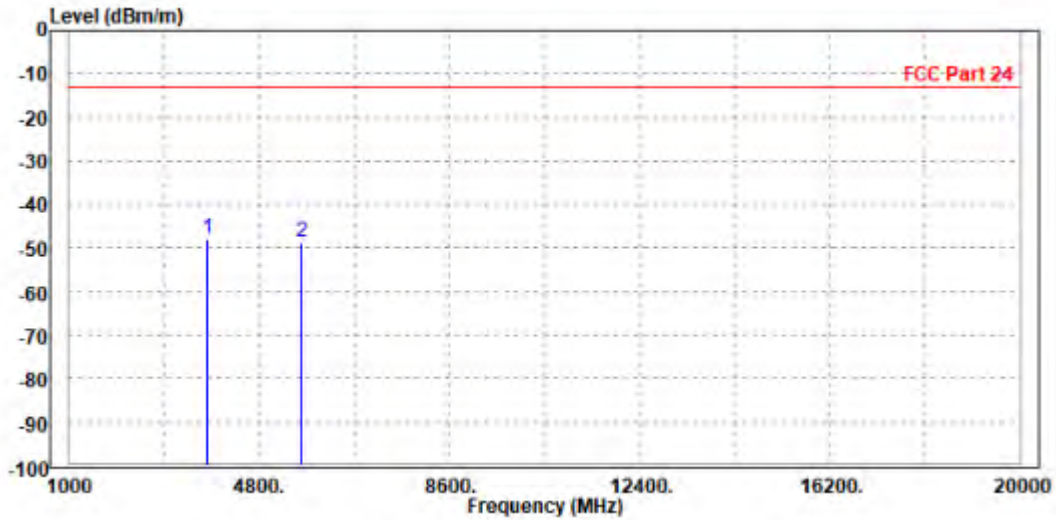


**BUREAU
VERITAS**

Test Report No.: W7L-211220W001RF02

| | | | |
|--|-----------------|------------------------|---------------|
| MODE | TX channel 661 | FREQUENCY RANGE | Above 1000MHz |
| ENVIRONMENTAL CONDITIONS | 23deg. C, 70%RH | INPUT POWER | EUT 4.0V |
| TESTED BY | Jace Hu | | |
| ANTENNA POLARITY & TEST DISTANCE: VERTICAL AT 3 M | | | |

| | Freq | Level | Read Level | Limit Line | Over Limit | Factor | Remark | Pol/Phase |
|---|-------------|--------|------------|------------|------------|--------|--------|-----------|
| | MHz | dBm/m | dBm | dBm/m | dB | dB/m | | |
| 1 | PP 3755.000 | -48.08 | -57.35 | -13.00 | -35.08 | 9.27 | Peak | Vertical |
| 2 | 5640.000 | -48.61 | -58.86 | -13.00 | -35.61 | 10.25 | Peak | Vertical |





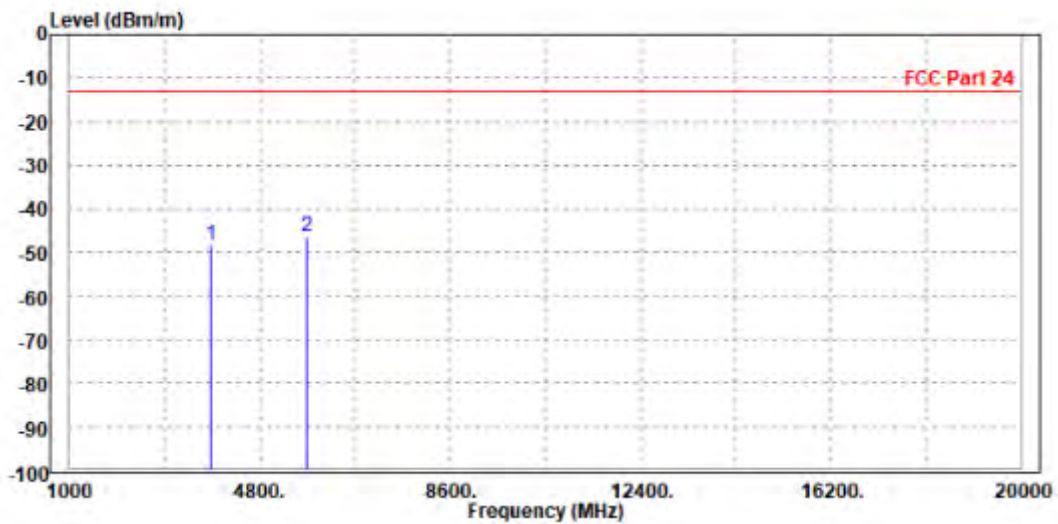
**BUREAU
VERITAS**

Test Report No.: W7L-211220W001RF02

CH 810

| | | | |
|--|-----------------|------------------------|---------------|
| MODE | TX channel 810 | FREQUENCY RANGE | Above 1000MHz |
| ENVIRONMENTAL CONDITIONS | 23deg. C, 70%RH | INPUT POWER | EUT 4.0V |
| TESTED BY | Jace Hu | | |
| ANTENNA POLARITY & TEST DISTANCE: HORIZONTAL AT 3 M | | | |

| | Freq | Level | Read Level | Limit Line | Over Limit | Factor | Remark | Pol/Phase |
|------|----------|--------|------------|------------|------------|--------|--------|------------|
| | MHz | dBm/m | dBm | dBm/m | dB | dB/m | | |
| 1 | 3819.600 | -48.21 | -57.12 | -13.00 | -35.21 | 8.91 | Peak | Horizontal |
| 2 PP | 5729.400 | -46.31 | -57.09 | -13.00 | -33.31 | 10.78 | Peak | Horizontal |



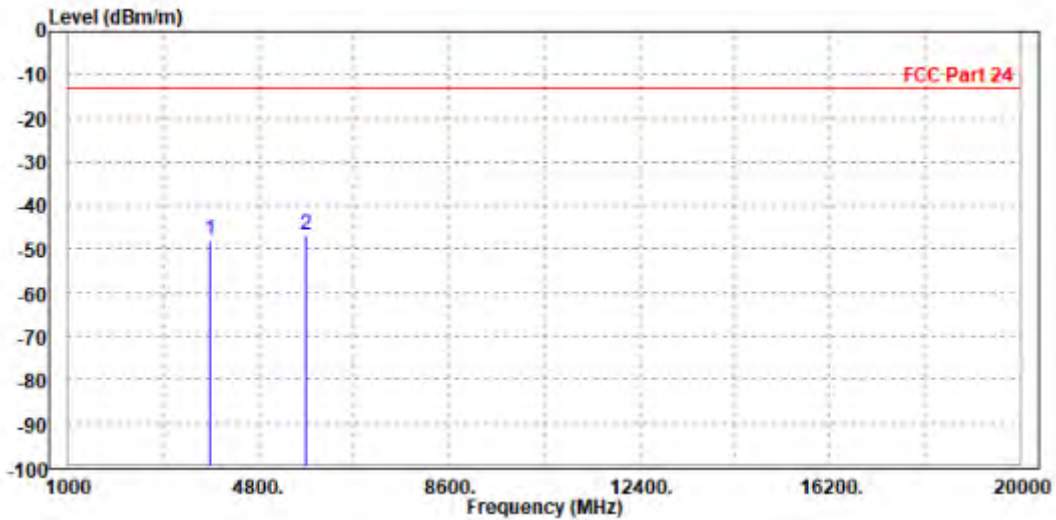


**BUREAU
VERITAS**

Test Report No.: W7L-211220W001RF02

| | | | |
|--|-----------------|------------------------|---------------|
| MODE | TX channel 810 | FREQUENCY RANGE | Above 1000MHz |
| ENVIRONMENTAL CONDITIONS | 23deg. C, 70%RH | INPUT POWER | EUT 4.0V |
| TESTED BY | Jace Hu | | |
| ANTENNA POLARITY & TEST DISTANCE: VERTICAL AT 3 M | | | |

| | Freq | Level | Read Level | Limit Line | Over Limit | Factor | Remark | Pol/Phase |
|------|----------|--------|------------|------------|------------|--------|--------|-----------|
| | MHz | dBm/m | dBm | dBm/m | dB | dB/m | | |
| 1 | 3819.600 | -48.01 | -57.30 | -13.00 | -35.01 | 9.29 | Peak | Vertical |
| 2 PP | 5729.400 | -46.64 | -57.23 | -13.00 | -33.64 | 10.59 | Peak | Vertical |





**BUREAU
VERITAS**

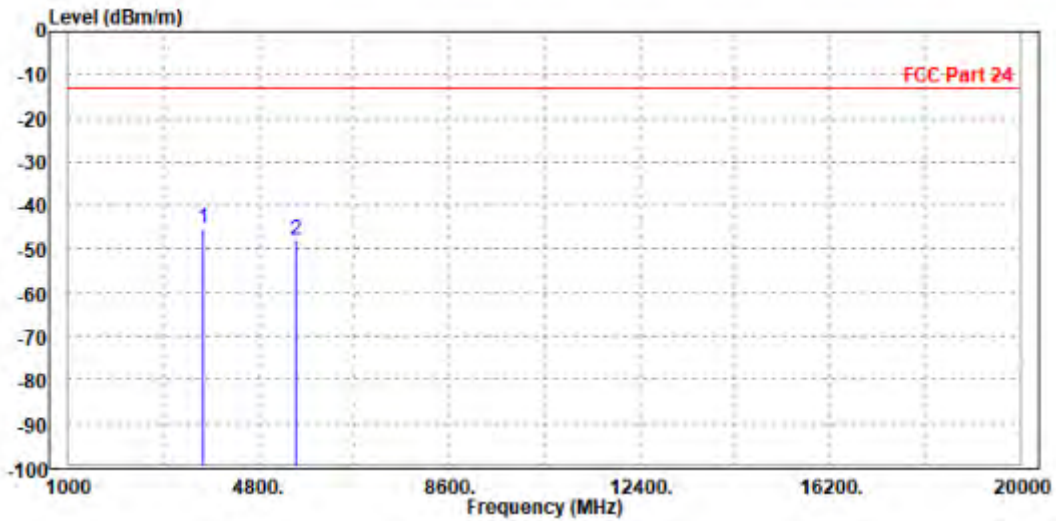
Test Report No.: W7L-211220W001RF02

WCDMA Band II

CH 9262

| | | | |
|--|-----------------|------------------------|---------------|
| MODE | TX channel 9262 | FREQUENCY RANGE | Above 1000MHz |
| ENVIRONMENTAL CONDITIONS | 23deg. C, 70%RH | INPUT POWER | EUT 4.0V |
| TESTED BY | Jace Hu | | |
| ANTENNA POLARITY & TEST DISTANCE: HORIZONTAL AT 3 M | | | |

| | Freq | Level | Read Level | Limit Line | Over Limit | Factor | Remark | Pol/Phase |
|---|-------------|--------|------------|------------|------------|--------|--------|------------|
| | MHz | dBm/m | dBm | dBm/m | dB | dB/m | | |
| 1 | PP 3698.000 | -45.26 | -54.04 | -13.00 | -32.26 | 8.78 | Peak | Horizontal |
| 2 | 5557.200 | -47.95 | -58.16 | -13.00 | -34.95 | 10.21 | Peak | Horizontal |



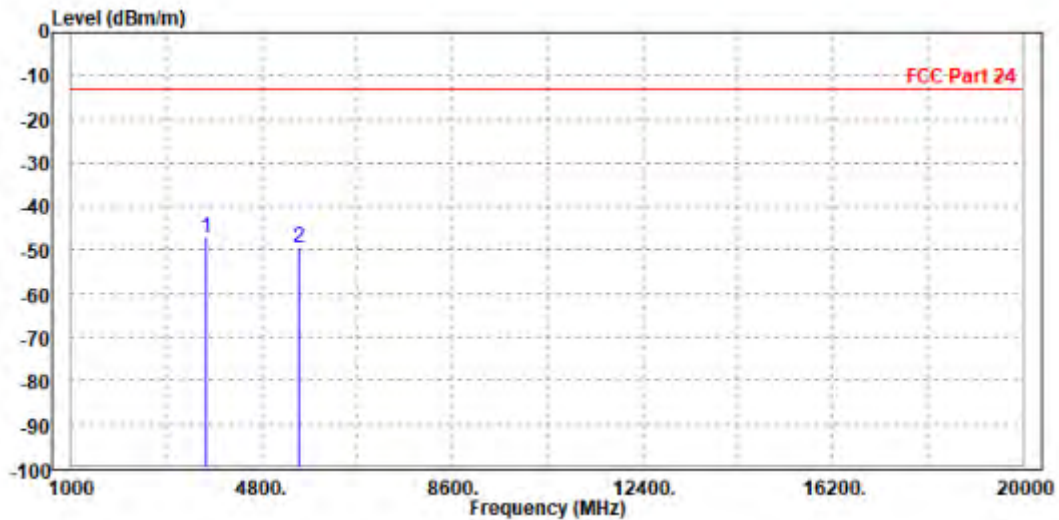


**BUREAU
VERITAS**

Test Report No.: W7L-211220W001RF02

| | | | |
|--|-----------------|------------------------|---------------|
| MODE | TX channel 9262 | FREQUENCY RANGE | Above 1000MHz |
| ENVIRONMENTAL CONDITIONS | 23deg. C, 70%RH | INPUT POWER | EUT 4.0V |
| TESTED BY | Jace Hu | | |
| ANTENNA POLARITY & TEST DISTANCE: VERTICAL AT 3 M | | | |

| | Freq | Level | Read Level | Limit Line | Over Limit | Factor | Remark | Pol/Phase |
|---|-------------|--------|------------|------------|------------|--------|--------|-----------|
| | MHz | dBm/m | dBm | dBm/m | dB | dB/m | | |
| 1 | PP 3698.000 | -47.17 | -56.42 | -13.00 | -34.17 | 9.25 | Peak | Vertical |
| 2 | 5557.200 | -49.38 | -59.31 | -13.00 | -36.38 | 9.93 | Peak | Vertical |





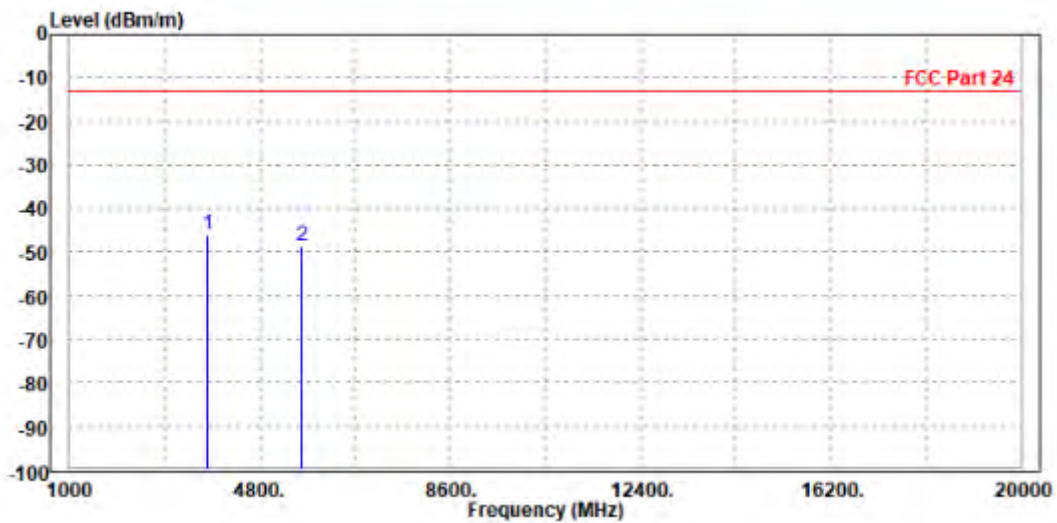
**BUREAU
VERITAS**

Test Report No.: W7L-211220W001RF02

CH 9400

| | | | |
|--|-----------------|------------------------|---------------|
| MODE | TX channel 9400 | FREQUENCY RANGE | Above 1000MHz |
| ENVIRONMENTAL CONDITIONS | 23deg. C, 70%RH | INPUT POWER | EUT 4.0V |
| TESTED BY | Jace Hu | | |
| ANTENNA POLARITY & TEST DISTANCE: HORIZONTAL AT 3 M | | | |

| | Freq | Level | Read Level | Limit Line | Over Limit | Factor | Remark | Pol/Phase |
|---|-------------|--------|------------|------------|------------|--------|--------|------------|
| | MHz | dBm/m | dBm | dBm/m | dB | dB/m | | |
| 1 | PP 3755.000 | -45.96 | -54.81 | -13.00 | -32.96 | 8.85 | Peak | Horizontal |
| 2 | 5640.000 | -48.65 | -59.13 | -13.00 | -35.65 | 10.48 | Peak | Horizontal |



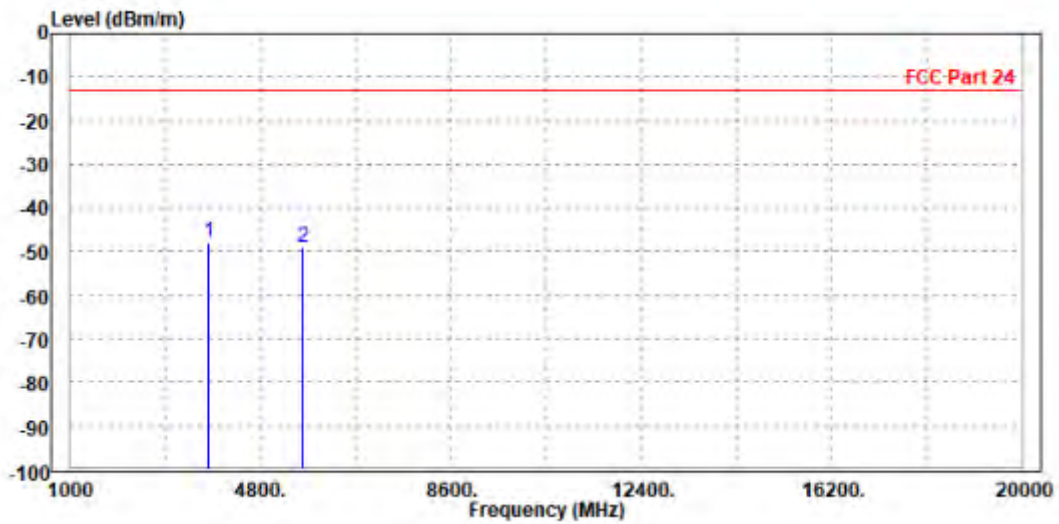


**BUREAU
VERITAS**

Test Report No.: W7L-211220W001RF02

| | | | |
|--|-----------------|------------------------|---------------|
| MODE | TX channel 9400 | FREQUENCY RANGE | Above 1000MHz |
| ENVIRONMENTAL CONDITIONS | 23deg. C, 70%RH | INPUT POWER | EUT 4.0V |
| TESTED BY | Jace Hu | | |
| ANTENNA POLARITY & TEST DISTANCE: VERTICAL AT 3 M | | | |

| | Freq | Level | Read Level | Limit Line | Over Limit | Factor | Remark | Pol/Phase |
|---|-------------|--------|------------|------------|------------|--------|--------|-----------|
| | MHz | dBm/m | dBm | dBm/m | dB | dB/m | | |
| 1 | PP 3755.000 | -47.86 | -57.13 | -13.00 | -34.86 | 9.27 | Peak | Vertical |
| 2 | 5640.000 | -48.87 | -59.12 | -13.00 | -35.87 | 10.25 | Peak | Vertical |





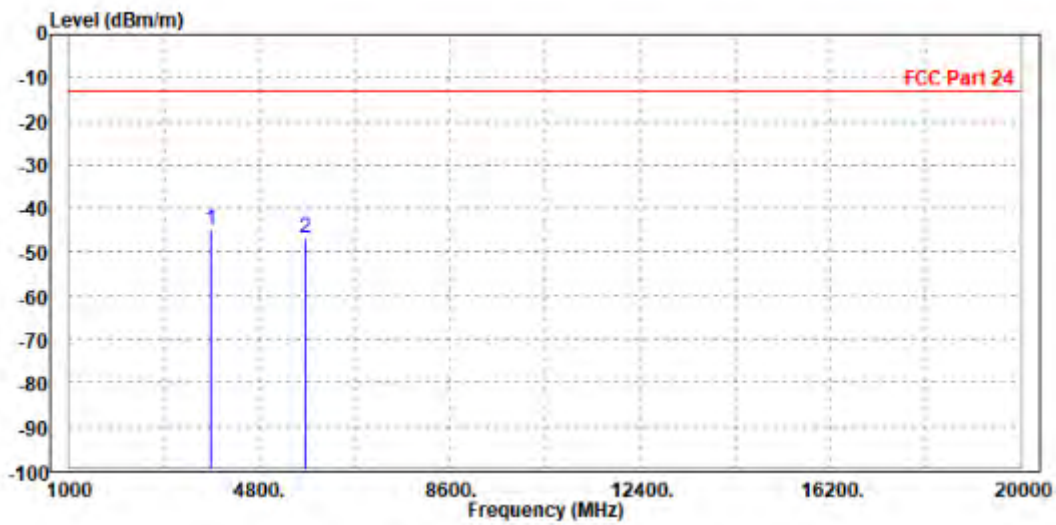
**BUREAU
VERITAS**

Test Report No.: W7L-211220W001RF02

CH 9538

| | | | |
|--|-----------------|------------------------|---------------|
| MODE | TX channel 9538 | FREQUENCY RANGE | Above 1000MHz |
| ENVIRONMENTAL CONDITIONS | 23deg. C, 70%RH | INPUT POWER | EUT 4.0V |
| TESTED BY | Jace Hu | | |
| ANTENNA POLARITY & TEST DISTANCE: HORIZONTAL AT 3 M | | | |

| | Freq | Level | Read Level | Limit Line | Over Limit | Factor | Remark | Pol/Phase |
|---|-------------|--------|------------|------------|------------|--------|--------|------------|
| | MHz | dBm/m | dBm | dBm/m | dB | dB/m | | |
| 1 | PP 3815.200 | -44.82 | -53.73 | -13.00 | -31.82 | 8.91 | Peak | Horizontal |
| 2 | 5722.800 | -46.80 | -57.56 | -13.00 | -33.80 | 10.76 | Peak | Horizontal |



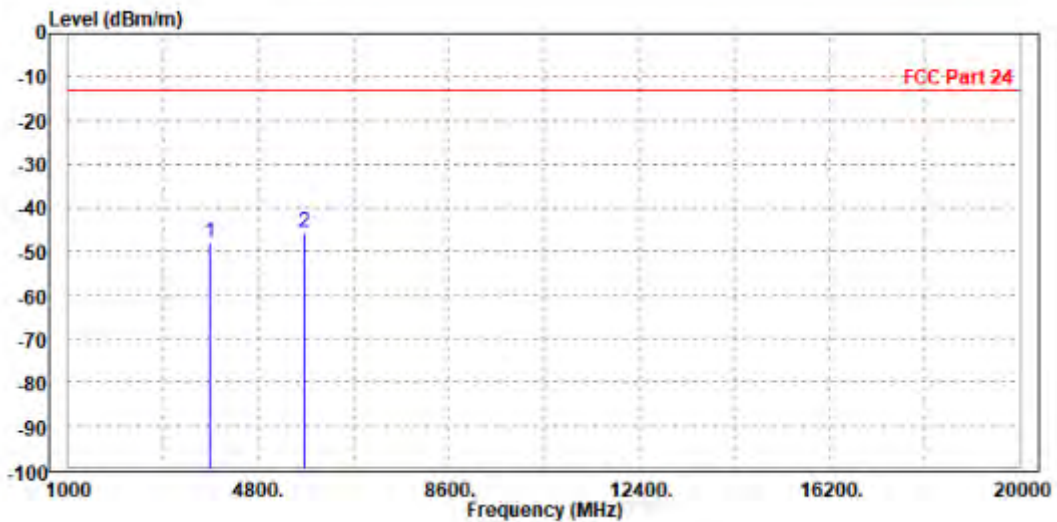


**BUREAU
VERITAS**

Test Report No.: W7L-211220W001RF02

| | | | |
|--|-----------------|------------------------|---------------|
| MODE | TX channel 9538 | FREQUENCY RANGE | Above 1000MHz |
| ENVIRONMENTAL CONDITIONS | 23deg. C, 70%RH | INPUT POWER | EUT 4.0V |
| TESTED BY | Jace Hu | | |
| ANTENNA POLARITY & TEST DISTANCE: VERTICAL AT 3 M | | | |

| | Freq | Level | Read Level | Limit Line | Over Limit | Factor | Remark | Pol/Phase |
|------|----------|--------|------------|------------|------------|--------|--------|-----------|
| | MHz | dBm/m | dBm | dBm/m | dB | dB/m | | |
| 1 | 3815.200 | -47.82 | -57.11 | -13.00 | -34.82 | 9.29 | Peak | Vertical |
| 2 PP | 5722.800 | -45.77 | -56.34 | -13.00 | -32.77 | 10.57 | Peak | Vertical |





Test Report No.: W7L-211220W001RF02

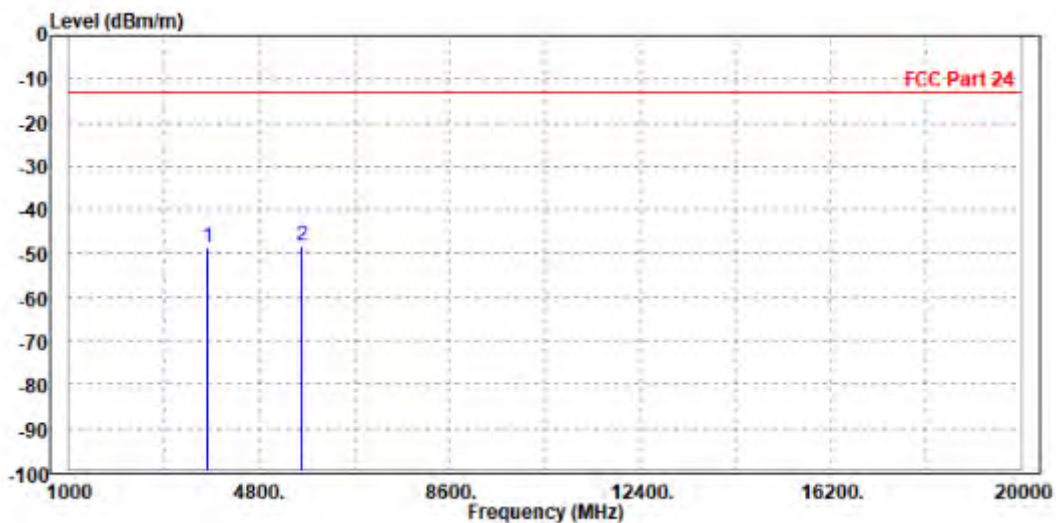
LTE Band 2

CHANNEL BANDWIDTH: 1.4MHz / QPSK

CH18900

| | | | |
|--|------------------|-----------------|---------------|
| MODE | TX channel 18900 | FREQUENCY RANGE | Above 1000MHz |
| ENVIRONMENTAL CONDITIONS | 23deg. C, 70%RH | INPUT POWER | EUT 4.0V |
| TESTED BY | Jace Hu | | |
| ANTENNA POLARITY & TEST DISTANCE: HORIZONTAL AT 3 M | | | |

| | Freq | Level | Read Level | Limit Line | Over Limit | Factor | Remark | Pol/Phase |
|------|----------|--------|------------|------------|------------|--------|--------|------------|
| | MHz | dBm/m | dBm | dBm/m | dB | dB/m | | |
| 1 | 3760.000 | -48.49 | -57.34 | -13.00 | -35.49 | 8.85 | Peak | Horizontal |
| 2 PP | 5636.000 | -48.38 | -58.85 | -13.00 | -35.38 | 10.47 | Peak | Horizontal |



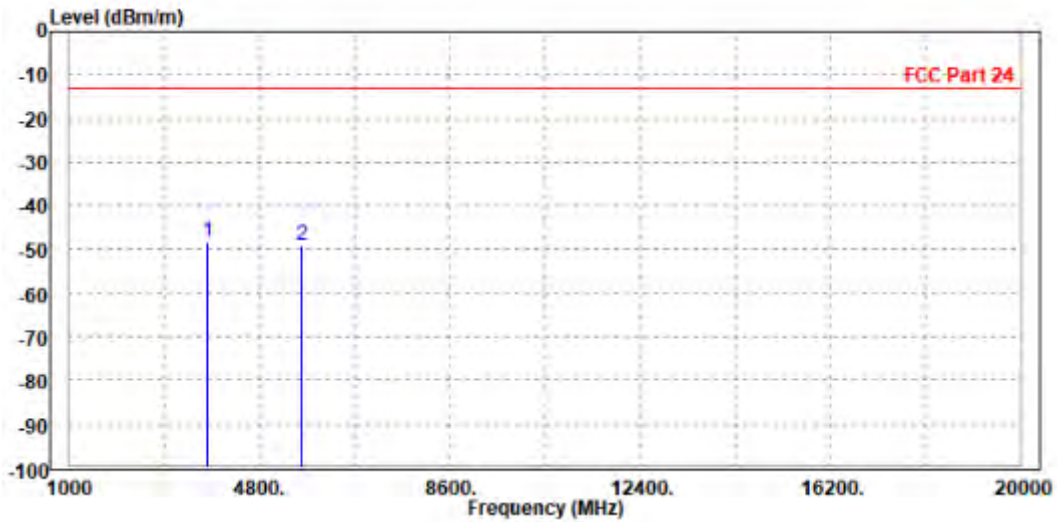


**BUREAU
VERITAS**

Test Report No.: W7L-211220W001RF02

| | | | |
|--|------------------|------------------------|---------------|
| MODE | TX channel 18900 | FREQUENCY RANGE | Above 1000MHz |
| ENVIRONMENTAL CONDITIONS | 23deg. C, 70%RH | INPUT POWER | EUT 4.0V |
| TESTED BY | Jace Hu | | |
| ANTENNA POLARITY & TEST DISTANCE: VERTICAL AT 3 M | | | |

| | Freq | Level | Read Level | Limit Line | Over Limit | Factor | Remark | Pol/Phase |
|---|-------------|--------|------------|------------|------------|--------|--------|-----------|
| | MHz | dBm/m | dBm | dBm/m | dB | dB/m | | |
| 1 | PP 3755.000 | -48.47 | -57.74 | -13.00 | -35.47 | 9.27 | Peak | Vertical |
| 2 | 5640.000 | -48.99 | -59.24 | -13.00 | -35.99 | 10.25 | Peak | Vertical |





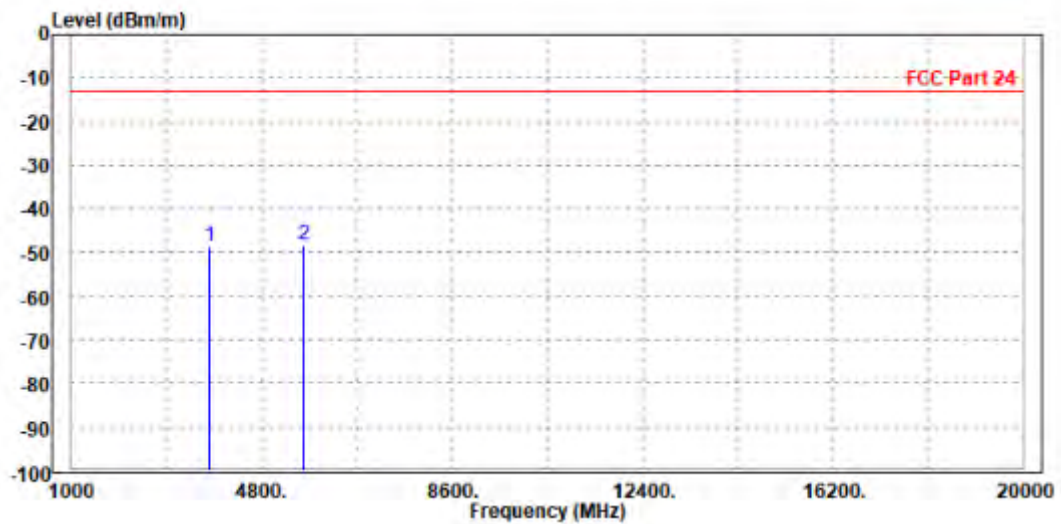
BUREAU VERITAS

Test Report No.: W7L-211220W001RF02

CHANNEL BANDWIDTH: 3MHz / QPSK

| | | | |
|--|------------------|-----------------|---------------|
| MODE | TX channel 18900 | FREQUENCY RANGE | Above 1000MHz |
| ENVIRONMENTAL CONDITIONS | 23deg. C, 70%RH | INPUT POWER | EUT 4.0V |
| TESTED BY | Jace Hu | | |
| ANTENNA POLARITY & TEST DISTANCE: HORIZONTAL AT 3 M | | | |

| | Freq | Level | Read Level | Limit Line | Over Limit | Factor | Remark | Pol/Phase |
|------|----------|--------|------------|------------|------------|--------|--------|------------|
| | MHz | dBm/m | dBm | dBm/m | dB | dB/m | | |
| 1 | 3755.000 | -48.49 | -57.34 | -13.00 | -35.49 | 8.85 | Peak | Horizontal |
| 2 PP | 5640.000 | -48.34 | -58.82 | -13.00 | -35.34 | 10.48 | Peak | Horizontal |



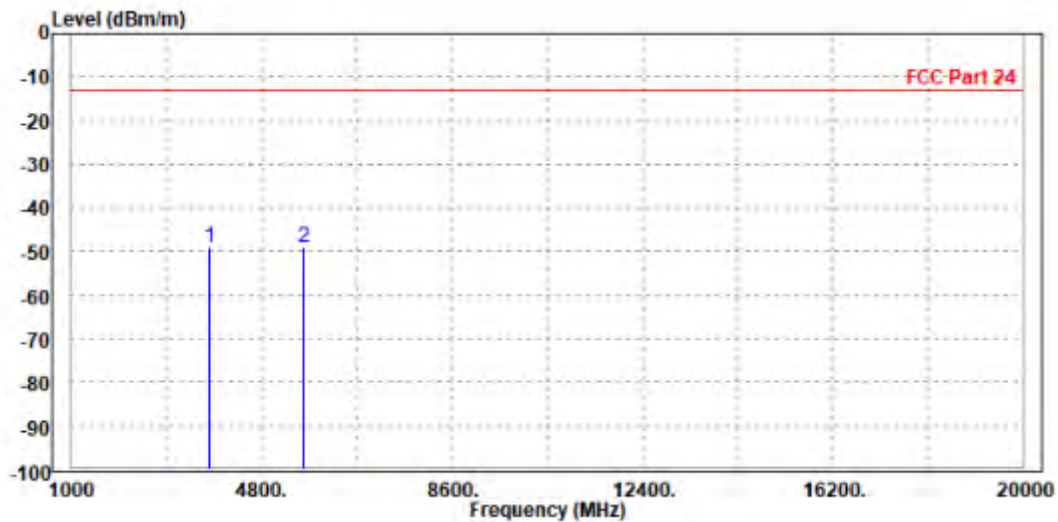


**BUREAU
VERITAS**

Test Report No.: W7L-211220W001RF02

| | | | |
|--|------------------|------------------------|---------------|
| MODE | TX channel 18900 | FREQUENCY RANGE | Above 1000MHz |
| ENVIRONMENTAL CONDITIONS | 23deg. C, 70%RH | INPUT POWER | EUT 4.0V |
| TESTED BY | Jace Hu | | |
| ANTENNA POLARITY & TEST DISTANCE: VERTICAL AT 3 M | | | |

| | Freq | Level | Read Level | Limit Line | Over Limit | Factor | Remark | Pol/Phase |
|---|-------------|--------|------------|------------|------------|--------|--------|-----------|
| | MHz | dBm/m | dBm | dBm/m | dB | dB/m | | |
| 1 | PP 3760.000 | -48.96 | -58.23 | -13.00 | -35.96 | 9.27 | Peak | Vertical |
| 2 | 5636.000 | -49.17 | -59.40 | -13.00 | -36.17 | 10.23 | Peak | Vertical |





**BUREAU
VERITAS**

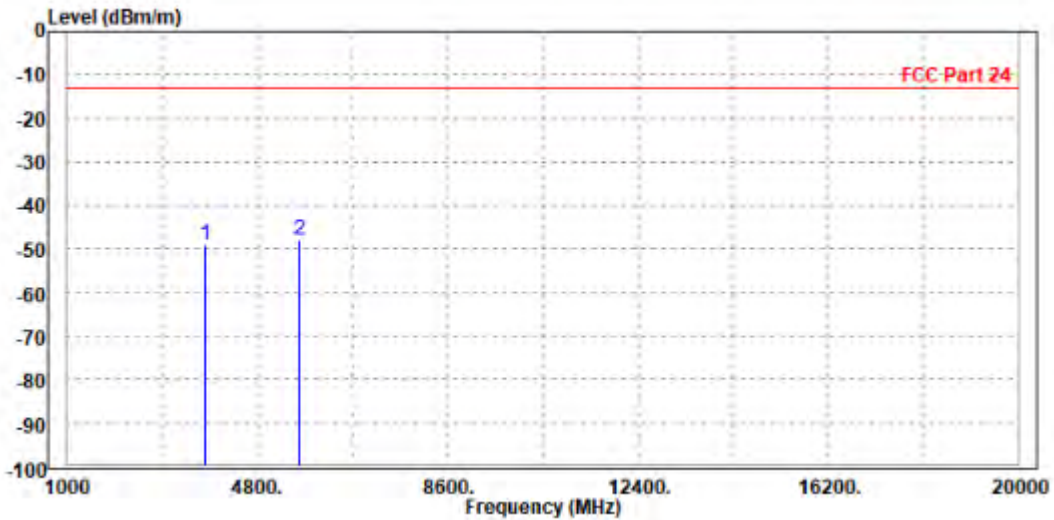
Test Report No.: W7L-211220W001RF02

CHANNEL BANDWIDTH: 5MHz / QPSK

CH18900:

| | | | |
|--|------------------|------------------------|---------------|
| MODE | TX channel 18900 | FREQUENCY RANGE | Above 1000MHz |
| ENVIRONMENTAL CONDITIONS | 23deg. C, 70%RH | INPUT POWER | EUT 4.0V |
| TESTED BY | Jace Hu | | |
| ANTENNA POLARITY & TEST DISTANCE: HORIZONTAL AT 3 M | | | |

| | Freq | Level | Read Level | Limit Line | Over Limit | Factor | Remark | Pol/Phase |
|------|----------|--------|------------|------------|------------|--------|--------|------------|
| | MHz | dBm/m | dBm | dBm/m | dB | dB/m | | |
| 1 | 3760.000 | -49.02 | -57.87 | -13.00 | -36.02 | 8.85 | Peak | Horizontal |
| 2 PP | 5636.000 | -47.76 | -58.23 | -13.00 | -34.76 | 10.47 | Peak | Horizontal |



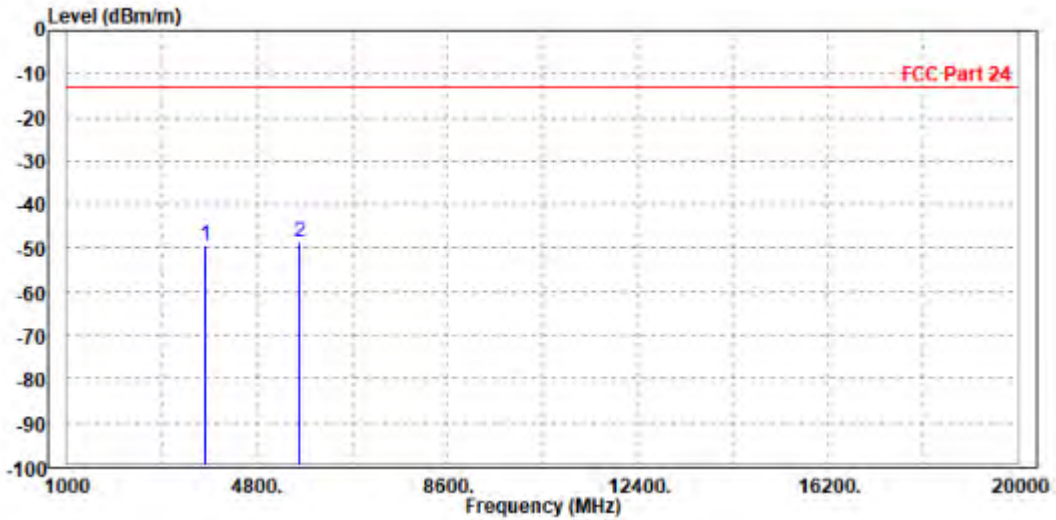


**BUREAU
VERITAS**

Test Report No.: W7L-211220W001RF02

| | | | |
|--|------------------|------------------------|---------------|
| MODE | TX channel 18900 | FREQUENCY RANGE | Above 1000MHz |
| ENVIRONMENTAL CONDITIONS | 23deg. C, 70%RH | INPUT POWER | EUT 4.0V |
| TESTED BY | Jace Hu | | |
| ANTENNA POLARITY & TEST DISTANCE: VERTICAL AT 3 M | | | |

| | Freq | Level | Read Level | Limit Line | Over Limit | Factor | Remark | Pol/Phase |
|------|----------|--------|------------|------------|------------|--------|--------|-----------|
| | MHz | dBm/m | dBm | dBm/m | dB | dB/m | | |
| 1 | 3755.000 | -49.41 | -58.68 | -13.00 | -36.41 | 9.27 | Peak | Vertical |
| 2 PP | 5640.000 | -48.57 | -58.82 | -13.00 | -35.57 | 10.25 | Peak | Vertical |





**BUREAU
VERITAS**

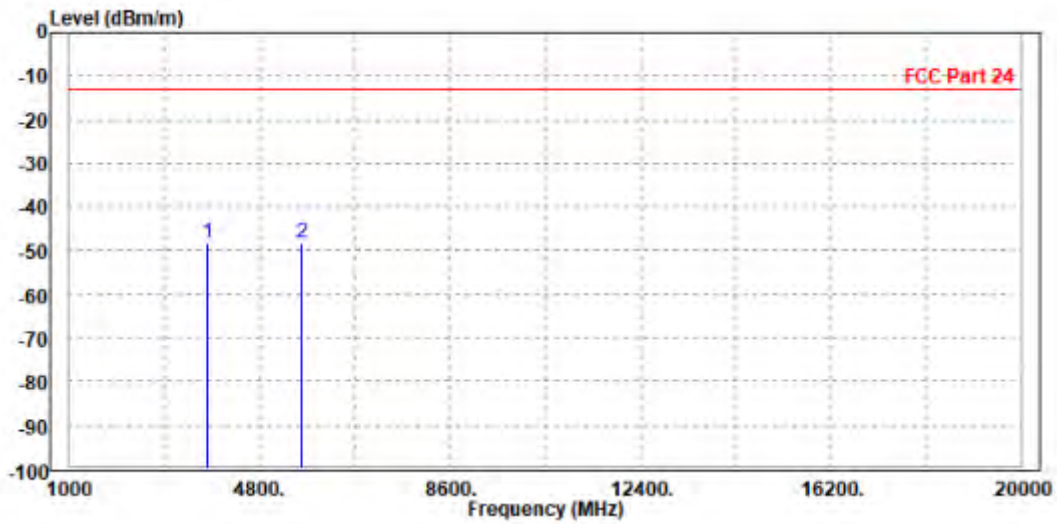
Test Report No.: W7L-211220W001RF02

CHANNEL BANDWIDTH: 10MHz / QPSK

CH18900

| | | | |
|--|------------------|------------------------|---------------|
| MODE | TX channel 18900 | FREQUENCY RANGE | Above 1000MHz |
| ENVIRONMENTAL CONDITIONS | 23deg. C, 70%RH | INPUT POWER | EUT 4.0V |
| TESTED BY | Jace Hu | | |
| ANTENNA POLARITY & TEST DISTANCE: HORIZONTAL AT 3 M | | | |

| | Freq | Level | Read Level | Limit Line | Over Limit | Factor | Remark | Pol/Phase |
|---|-------------|--------|------------|------------|------------|--------|--------|------------|
| | MHz | dBm/m | dBm | dBm/m | dB | dB/m | | |
| 1 | PP 3760.000 | -48.14 | -56.99 | -13.00 | -35.14 | 8.85 | Peak | Horizontal |
| 2 | 5636.000 | -48.41 | -58.88 | -13.00 | -35.41 | 10.47 | Peak | Horizontal |



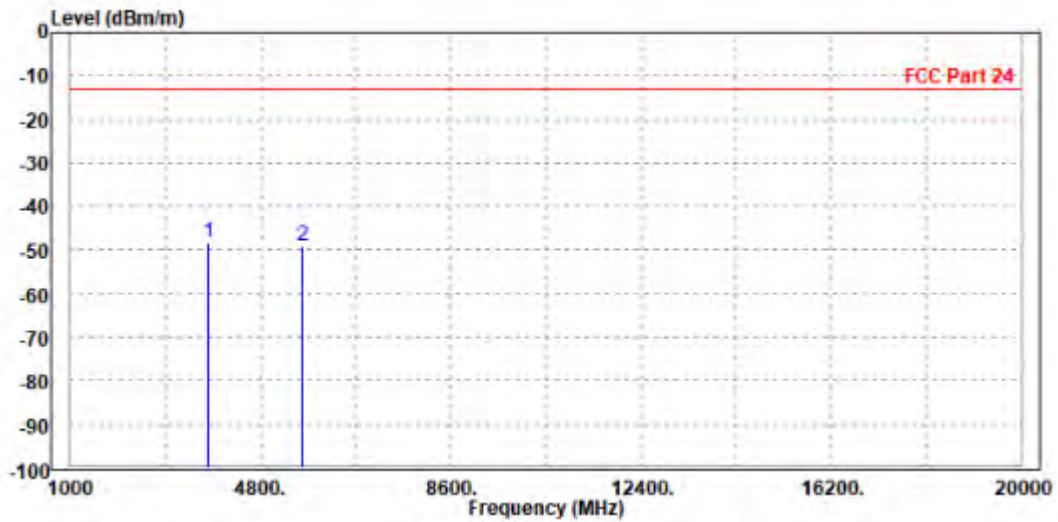


**BUREAU
VERITAS**

Test Report No.: W7L-211220W001RF02

| | | | |
|--|------------------|------------------------|---------------|
| MODE | TX channel 18900 | FREQUENCY RANGE | Above 1000MHz |
| ENVIRONMENTAL CONDITIONS | 23deg. C, 70%RH | INPUT POWER | EUT 4.0V |
| TESTED BY | Jace Hu | | |
| ANTENNA POLARITY & TEST DISTANCE: VERTICAL AT 3 M | | | |

| | Freq | Level | Read Level | Limit Line | Over Limit | Factor | Remark | Pol/Phase |
|------|----------|--------|------------|------------|------------|--------|--------|-----------|
| | MHz | dBm/m | dBm | dBm/m | dB | dB/m | | |
| 1 PP | 3755.000 | -48.18 | -57.45 | -13.00 | -35.18 | 9.27 | Peak | Vertical |
| 2 | 5640.000 | -49.18 | -59.43 | -13.00 | -36.18 | 10.25 | Peak | Vertical |





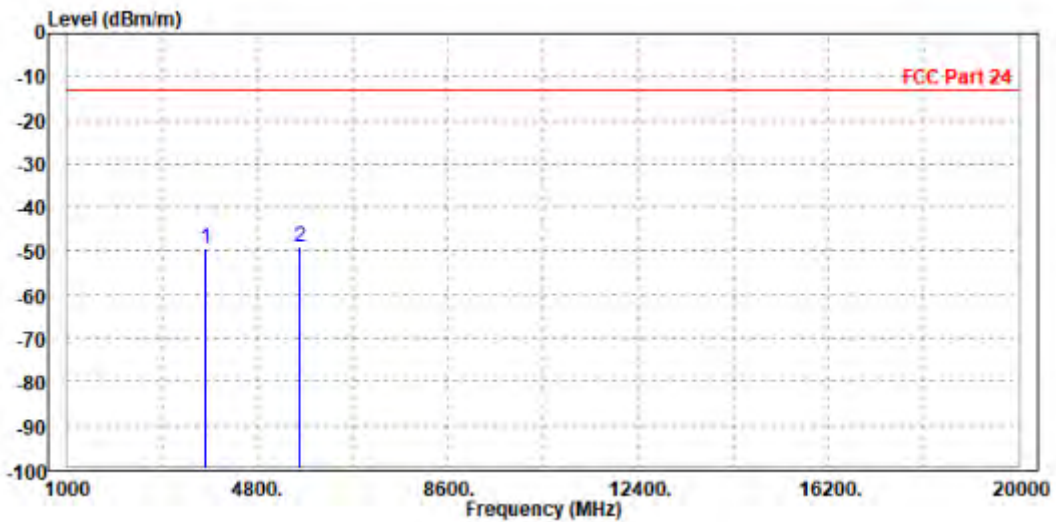
**BUREAU
VERITAS**

Test Report No.: W7L-211220W001RF02

CHANNEL BANDWIDTH: 15MHz / QPSK

| | | | |
|--|------------------|------------------------|---------------|
| MODE | TX channel 18900 | FREQUENCY RANGE | Above 1000MHz |
| ENVIRONMENTAL CONDITIONS | 23deg. C, 70%RH | INPUT POWER | EUT 4.0V |
| TESTED BY | Jace Hu | | |
| ANTENNA POLARITY & TEST DISTANCE: HORIZONTAL AT 3 M | | | |

| | Freq | Level | Read Level | Limit Line | Over Limit | Factor | Remark | Pol/Phase |
|------|----------|--------|------------|------------|------------|--------|--------|------------|
| | MHz | dBm/m | dBm | dBm/m | dB | dB/m | | |
| 1 | 3755.000 | -49.25 | -58.10 | -13.00 | -36.25 | 8.85 | Peak | Horizontal |
| 2 PP | 5640.000 | -48.94 | -59.42 | -13.00 | -35.94 | 10.48 | Peak | Horizontal |



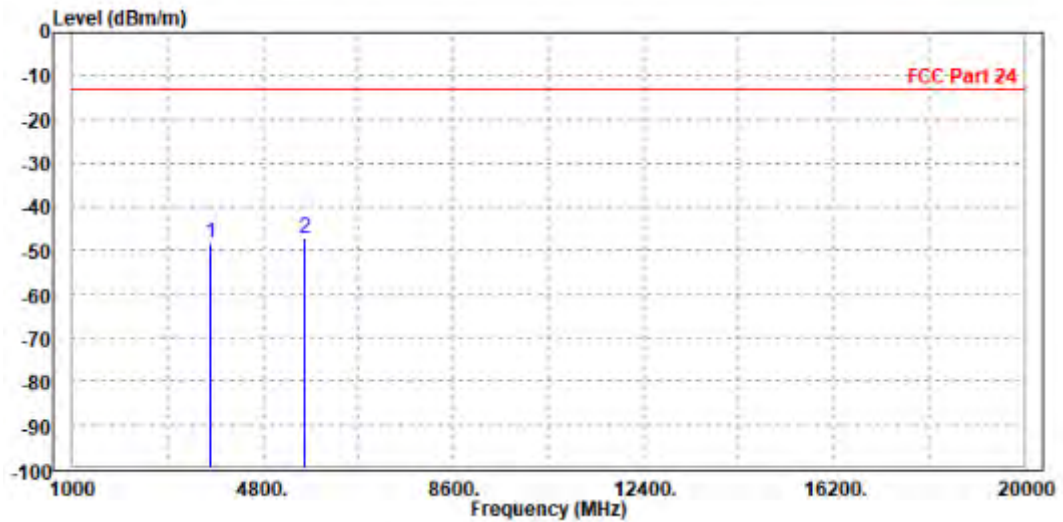


**BUREAU
VERITAS**

Test Report No.: W7L-211220W001RF02

| | | | |
|--|------------------|------------------------|---------------|
| MODE | TX channel 18900 | FREQUENCY RANGE | Above 1000MHz |
| ENVIRONMENTAL CONDITIONS | 23deg. C, 70%RH | INPUT POWER | EUT 4.0V |
| TESTED BY | Jace Hu | | |
| ANTENNA POLARITY & TEST DISTANCE: VERTICAL AT 3 M | | | |

| | Freq | Level | Read Level | Limit Line | Over Limit | Factor | Remark | Pol/Phase |
|------|----------|--------|------------|------------|------------|--------|--------|-----------|
| | MHz | dBm/m | dBm | dBm/m | dB | dB/m | | |
| 1 | 3755.000 | -48.35 | -57.62 | -13.00 | -35.35 | 9.27 | Peak | Vertical |
| 2 PP | 5640.000 | -47.31 | -57.56 | -13.00 | -34.31 | 10.25 | Peak | Vertical |





**BUREAU
VERITAS**

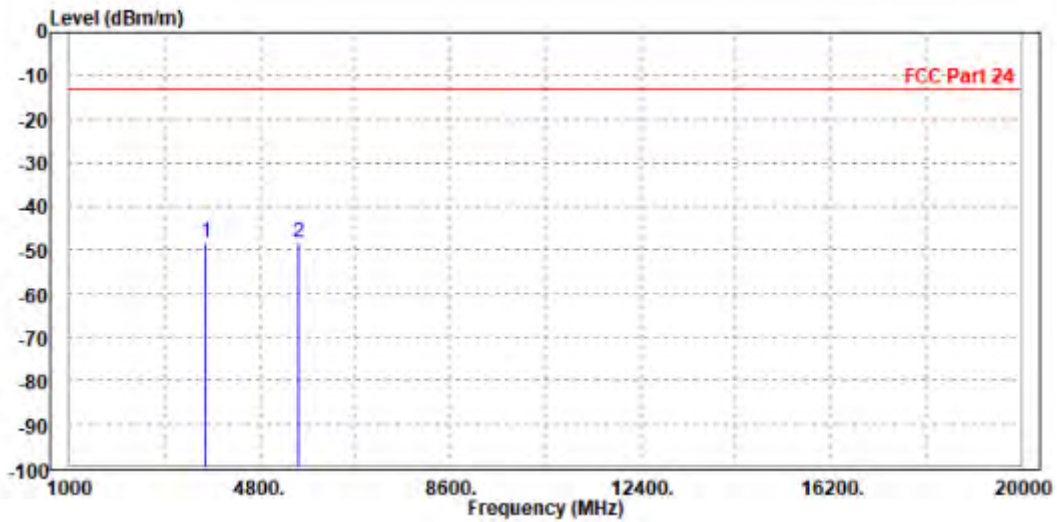
Test Report No.: W7L-211220W001RF02

CHANNEL BANDWIDTH: 20MHz / QPSK

CH18700

| | | | |
|--|------------------|------------------------|---------------|
| MODE | TX channel 18700 | FREQUENCY RANGE | Above 1000MHz |
| ENVIRONMENTAL CONDITIONS | 23deg. C, 70%RH | INPUT POWER | EUT 4.0V |
| TESTED BY | Jace Hu | | |
| ANTENNA POLARITY & TEST DISTANCE: HORIZONTAL AT 3 M | | | |

| | Freq | Level | Read Level | Limit Line | Over Limit | Factor | Remark | Pol/Phase |
|---|-------------|--------|------------|------------|------------|--------|--------|------------|
| | MHz | dBm/m | dBm | dBm/m | dB | dB/m | | |
| 1 | PP 3720.000 | -48.15 | -56.96 | -13.00 | -35.15 | 8.81 | Peak | Horizontal |
| 2 | 5579.000 | -48.43 | -58.71 | -13.00 | -35.43 | 10.28 | Peak | Horizontal |



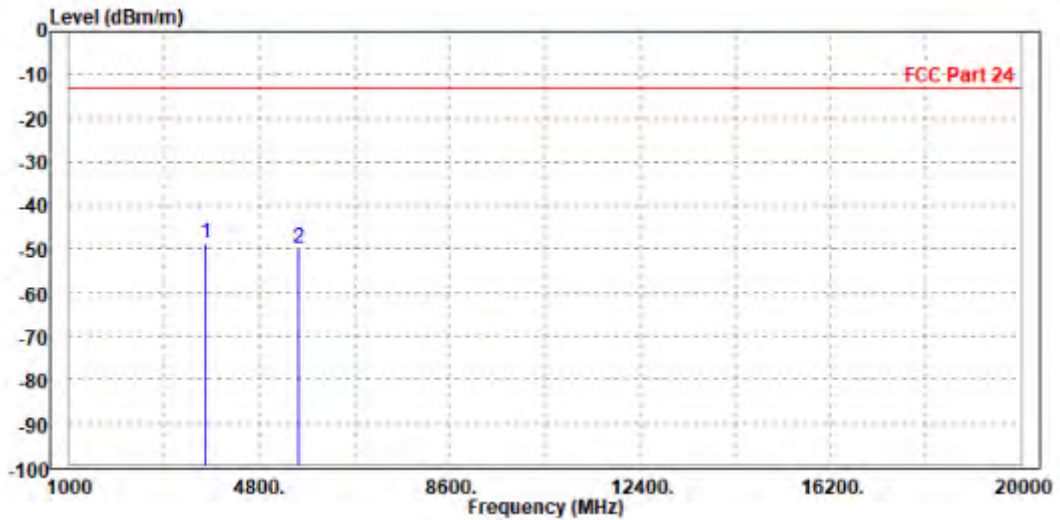


**BUREAU
VERITAS**

Test Report No.: W7L-211220W001RF02

| | | | |
|--|------------------|------------------------|---------------|
| MODE | TX channel 18700 | FREQUENCY RANGE | Above 1000MHz |
| ENVIRONMENTAL CONDITIONS | 23deg. C, 70%RH | INPUT POWER | EUT 4.0V |
| TESTED BY | Jace Hu | | |
| ANTENNA POLARITY & TEST DISTANCE: VERTICAL AT 3 M | | | |

| | Freq | Level | Read Level | Limit Line | Over Limit | Factor | Remark | Pol/Phase |
|---|-------------|--------|------------|------------|------------|--------|--------|-----------|
| | MHz | dBm/m | dBm | dBm/m | dB | dB/m | | |
| 1 | PP 3717.000 | -48.58 | -57.84 | -13.00 | -35.58 | 9.26 | Peak | Vertical |
| 2 | 5580.000 | -49.67 | -59.68 | -13.00 | -36.67 | 10.01 | Peak | Vertical |





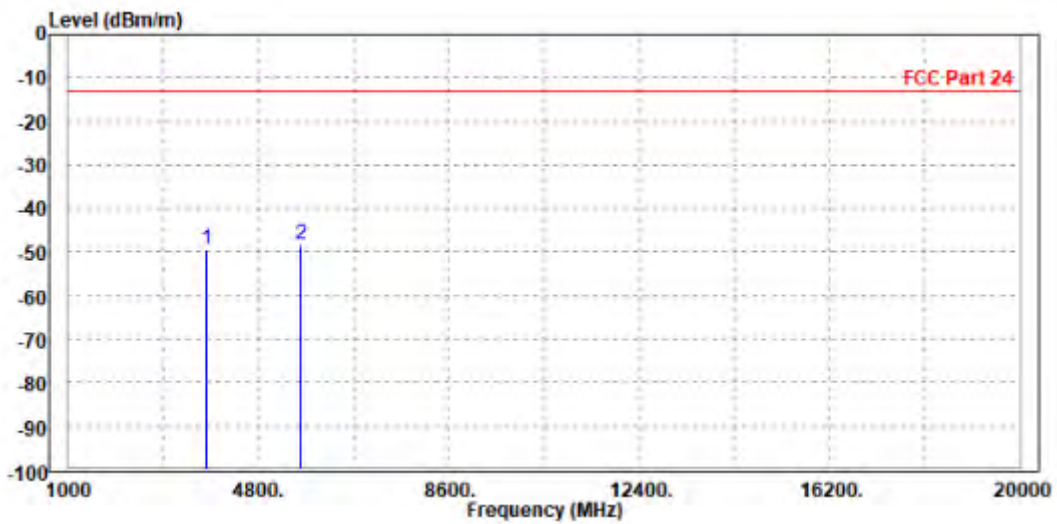
**BUREAU
VERITAS**

Test Report No.: W7L-211220W001RF02

CH18900

| | | | |
|--|------------------|------------------------|---------------|
| MODE | TX channel 18900 | FREQUENCY RANGE | Above 1000MHz |
| ENVIRONMENTAL CONDITIONS | 23deg. C, 70%RH | INPUT POWER | EUT 4.0V |
| TESTED BY | Jace Hu | | |
| ANTENNA POLARITY & TEST DISTANCE: HORIZONTAL AT 3 M | | | |

| | Freq | Level | Read Level | Limit Line | Over Limit | Factor | Remark | Pol/Phase |
|------|----------|--------|------------|------------|------------|--------|--------|------------|
| | MHz | dBm/m | dBm | dBm/m | dB | dB/m | | |
| 1 | 3755.000 | -49.40 | -58.25 | -13.00 | -36.40 | 8.85 | Peak | Horizontal |
| 2 PP | 5640.000 | -48.27 | -58.75 | -13.00 | -35.27 | 10.48 | Peak | Horizontal |



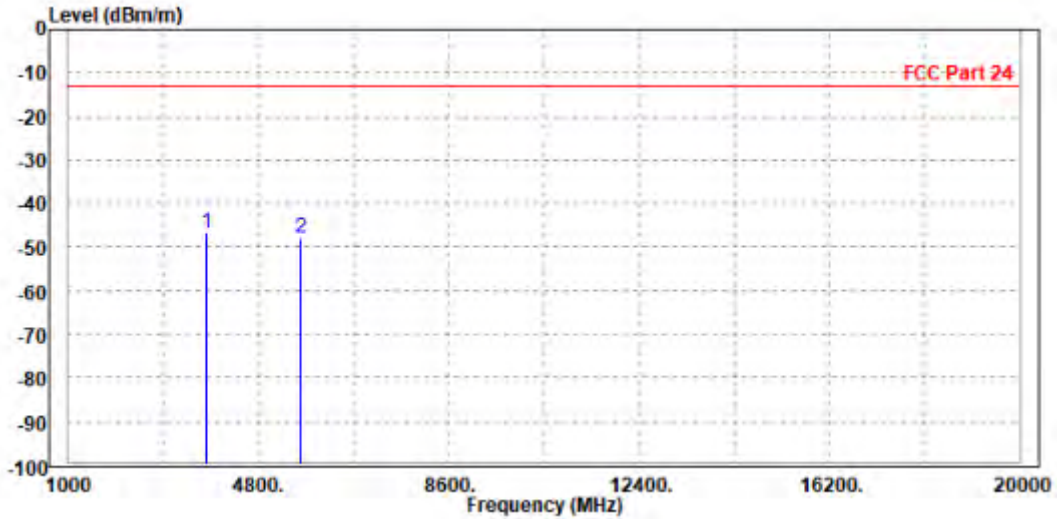


**BUREAU
VERITAS**

Test Report No.: W7L-211220W001RF02

| | | | |
|--|------------------|------------------------|---------------|
| MODE | TX channel 18900 | FREQUENCY RANGE | Above 1000MHz |
| ENVIRONMENTAL CONDITIONS | 23deg. C, 70%RH | INPUT POWER | EUT 4.0V |
| TESTED BY | Jace Hu | | |
| ANTENNA POLARITY & TEST DISTANCE: VERTICAL AT 3 M | | | |

| | Freq | Level | Read Level | Limit Line | Over Limit | Factor | Remark | Pol/Phase |
|---|-------------|--------|------------|------------|------------|--------|--------|-----------|
| | MHz | dBm/m | dBm | dBm/m | dB | dB/m | | |
| 1 | PP 3760.000 | -46.85 | -56.12 | -13.00 | -33.85 | 9.27 | Peak | Vertical |
| 2 | 5636.000 | -47.82 | -58.05 | -13.00 | -34.82 | 10.23 | Peak | Vertical |





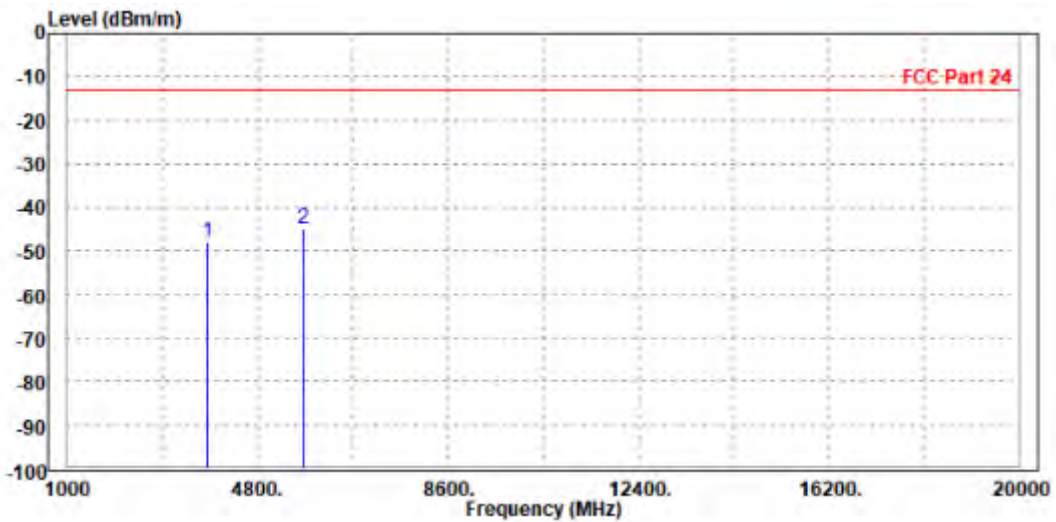
**BUREAU
VERITAS**

Test Report No.: W7L-211220W001RF02

CH19100

| | | | |
|--|------------------|------------------------|---------------|
| MODE | TX channel 19100 | FREQUENCY RANGE | Above 1000MHz |
| ENVIRONMENTAL CONDITIONS | 23deg. C, 70%RH | INPUT POWER | EUT 4.0V |
| TESTED BY | Jace Hu | | |
| ANTENNA POLARITY & TEST DISTANCE: HORIZONTAL AT 3 M | | | |

| | Freq | Level | Read Level | Limit Line | Over Limit | Factor | Remark | Pol/Phase |
|------|----------|--------|------------|------------|------------|--------|--------|------------|
| | MHz | dBm/m | dBm | dBm/m | dB | dB/m | | |
| 1 | 3793.000 | -47.85 | -56.74 | -13.00 | -34.85 | 8.89 | Peak | Horizontal |
| 2 PP | 5700.000 | -44.98 | -55.66 | -13.00 | -31.98 | 10.68 | Peak | Horizontal |



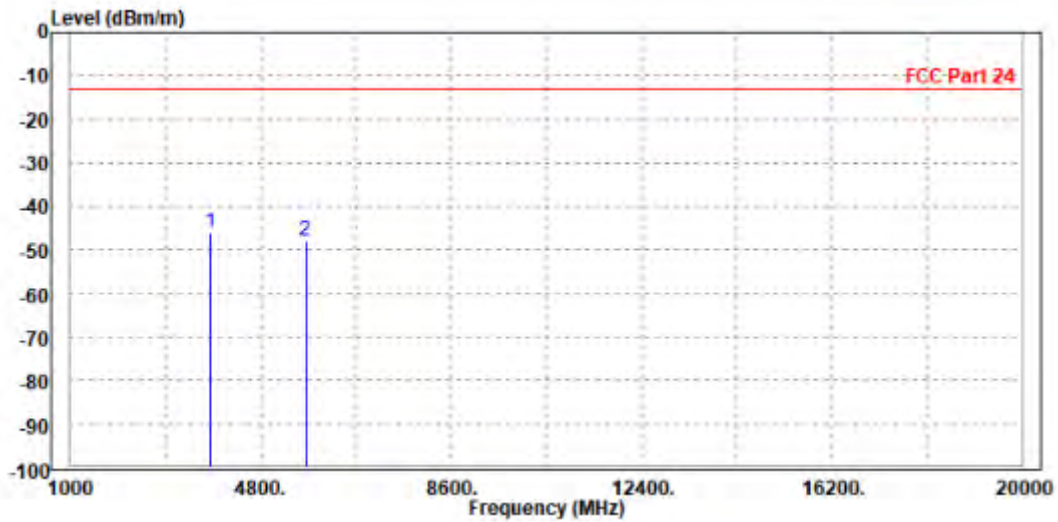


**BUREAU
VERITAS**

Test Report No.: W7L-211220W001RF02

| | | | |
|--|------------------|------------------------|---------------|
| MODE | TX channel 19100 | FREQUENCY RANGE | Above 1000MHz |
| ENVIRONMENTAL CONDITIONS | 23deg. C, 70%RH | INPUT POWER | EUT 4.0V |
| TESTED BY | Jace Hu | | |
| ANTENNA POLARITY & TEST DISTANCE: VERTICAL AT 3 M | | | |

| | Freq | Level | Read Level | Limit Line | Over Limit | Factor | Remark | Pol/Phase |
|---|-------------|--------|------------|------------|------------|--------|--------|-----------|
| | MHz | dBm/m | dBm | dBm/m | dB | dB/m | | |
| 1 | PP 3800.000 | -46.20 | -55.48 | -13.00 | -33.20 | 9.28 | Peak | Vertical |
| 2 | 5693.000 | -47.96 | -58.41 | -13.00 | -34.96 | 10.45 | Peak | Vertical |



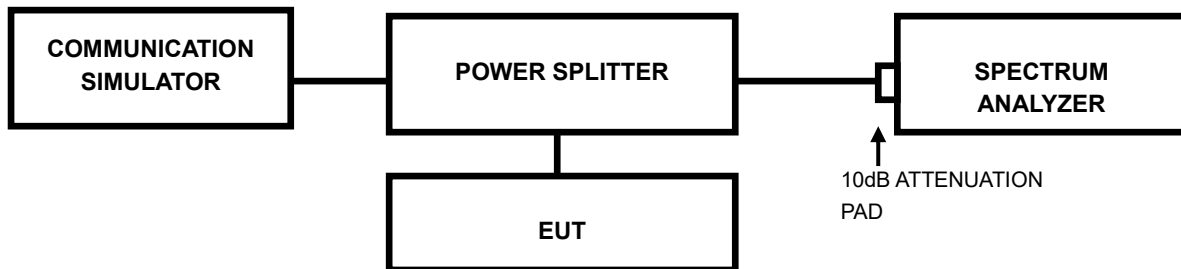


3.7 PEAK TO AVERAGE RATIO

3.7.1 LIMITS OF PEAK TO AVERAGE RATIO MEASUREMENT

In measuring transmissions in this band using an average power technique, the peak to-average ratio (PAR) of the transmission may not exceed 13 dB

3.7.2 TEST SETUP



3.7.3 TEST PROCEDURES

1. Set resolution/measurement bandwidth \geq signal's occupied bandwidth;
2. Set the number of counts to a value that stabilizes the measured CCDF curve;
3. Record the maximum PAPR level associated with a probability of 0.1%.



**BUREAU
VERITAS**

Test Report No.: W7L-211220W001RF02

3.7.4 TEST RESULTS

Please Refer to Appendix B Of this test report.



**BUREAU
VERITAS**

Test Report No.: W7L-211220W001RF02

4 INFORMATION ON THE TESTING LABORATORIES

We, BV 7LAYERS COMMUNICATIONS TECHNOLOGY (SHENZHEN) CO., LTD., were founded in 2015 to provide our best service in EMC, Radio, Telecom and Safety consultation. Our laboratories are accredited and approved according to ISO/IEC 17025.

If you have any comments, please feel free to contact us at the following:

Shenzhen EMC/RF Lab:

Tel: +86-755-88696566

Fax: +86-755-88696577

Email: customerservice.sw@bureauveritas.com

Web Site: www.adt.com.tw

The address and road map of all our labs can be found in our web site also.



**BUREAU
VERITAS**

Test Report No.: W7L-211220W001RF02

5 APPENDIX A – MODIFICATIONS RECORDERS FOR ENGINEERING CHANGES TO THE EUT BY THE LAB

No any modifications are made to the EUT by the lab during the test.



Appendix B

GSM1900

PEAK-TO-AVERAGE RATIO(CCDF)

Test Result

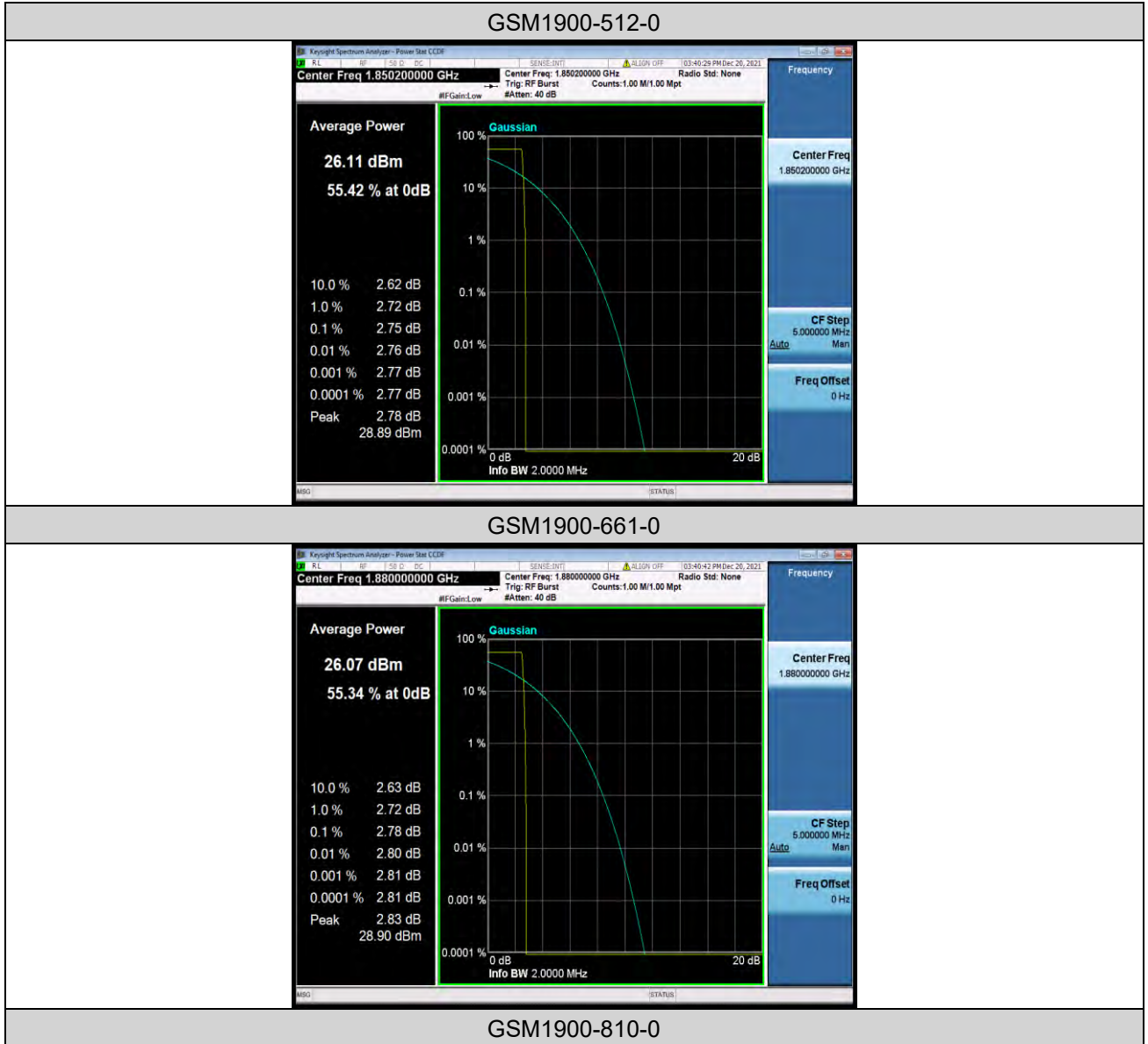
| Band | Channel | Result(dB) | Limit(dB) | Verdict |
|-----------|---------|------------|-----------|---------|
| GSM1900 | 512 | 2.75 | 13 | PASS |
| GSM1900 | 661 | 2.78 | 13 | PASS |
| GSM1900 | 810 | 2.76 | 13 | PASS |
| EGPRS1900 | 512 | 5.67 | 13 | PASS |
| EGPRS1900 | 661 | 5.68 | 13 | PASS |
| EGPRS1900 | 810 | 5.65 | 13 | PASS |



BUREAU
VERITAS

Test Report No.: W7L-211220W001RF02

Test Graphs



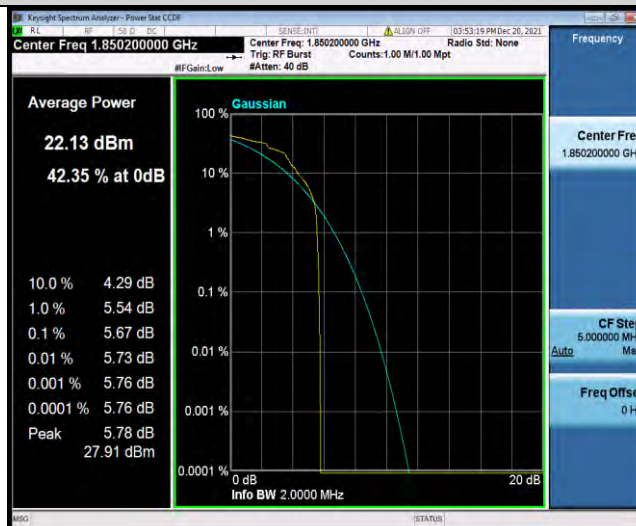


BUREAU VERITAS

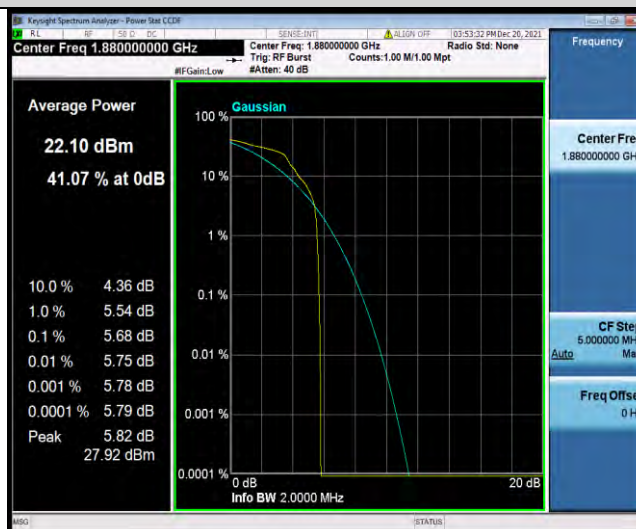
Test Report No.: W7L-211220W001RF02



EGPRS1900-512-2



EGPRS1900-661-2

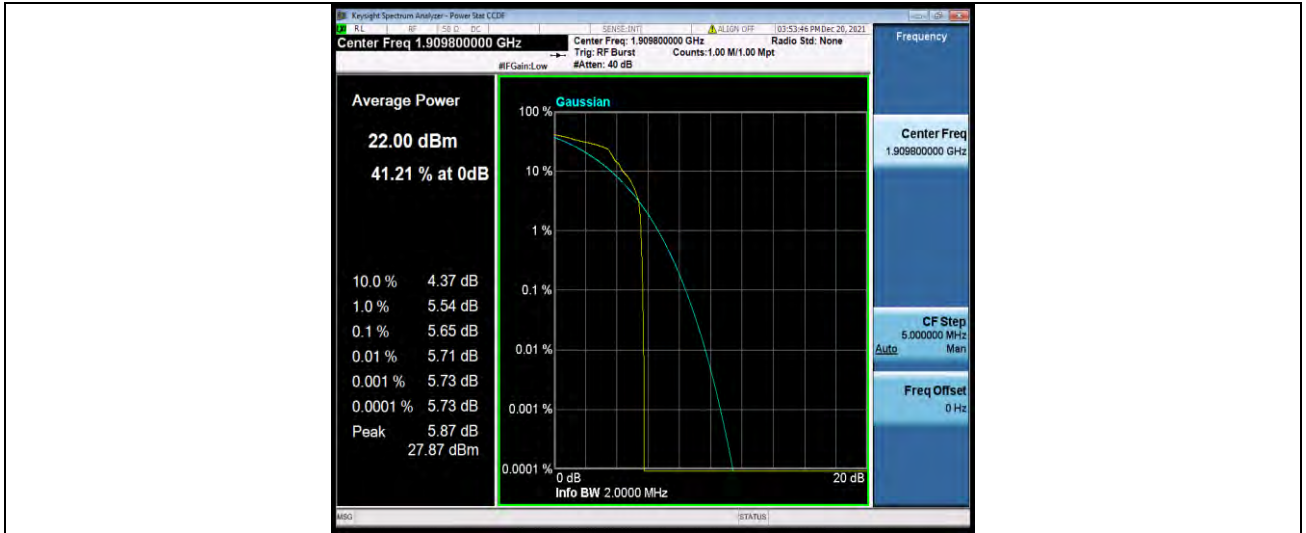


EGPRS1900-810-2



BUREAU
VERITAS

Test Report No.: W7L-211220W001RF02





Test Report No.: W7L-211220W001RF02

26DB BANDWIDTH AND OCCUPIED BANDWIDTH

Test Result

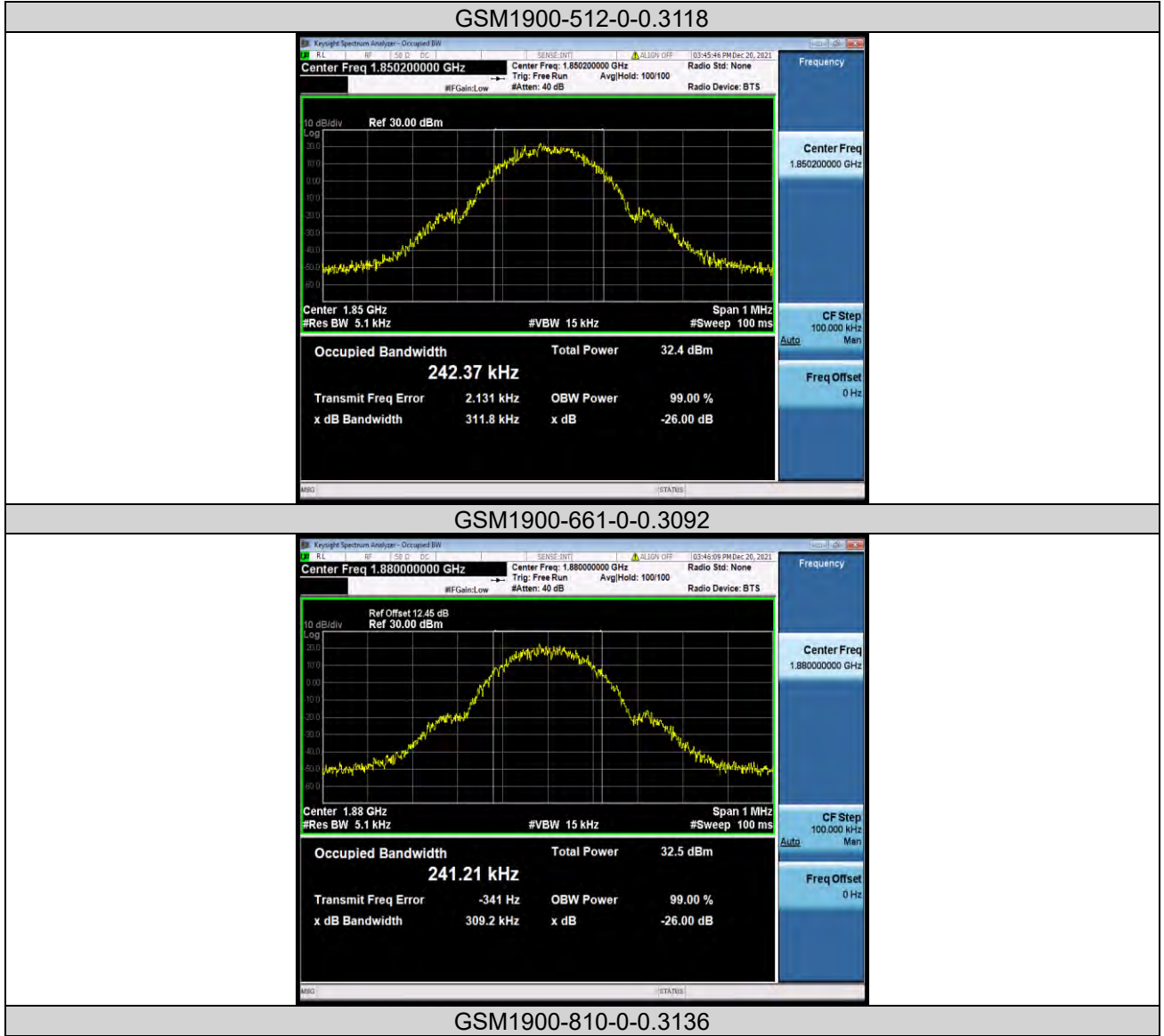
| Band | Channel | Occupied Bandwidth (MHz) | 26dB Bandwidth (MHz) | Limit (MHz) | Verdict |
|-----------|---------|--------------------------|----------------------|-------------|---------|
| GSM1900 | 512 | 0.24237 | 0.3118 | --- | PASS |
| GSM1900 | 661 | 0.24121 | 0.3092 | --- | PASS |
| GSM1900 | 810 | 0.24194 | 0.3136 | --- | PASS |
| EGPRS1900 | 512 | 0.24449 | 0.3063 | --- | PASS |
| EGPRS1900 | 661 | 0.24439 | 0.3030 | --- | PASS |
| EGPRS1900 | 810 | 0.24033 | 0.2964 | --- | PASS |



BUREAU VERITAS

Test Report No.: W7L-211220W001RF02

Test Graphs



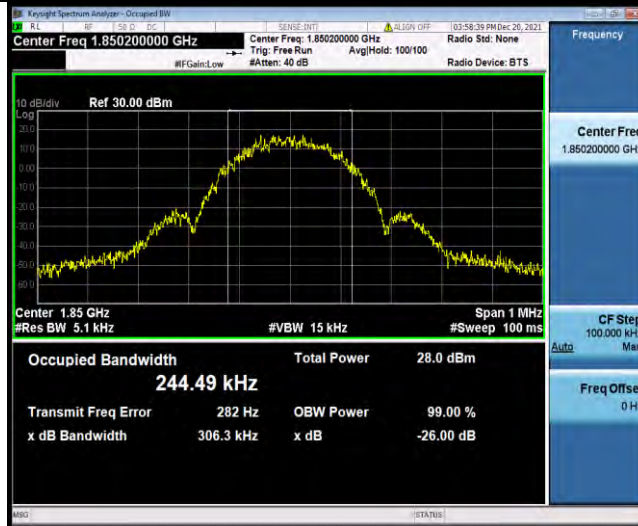


BUREAU VERITAS

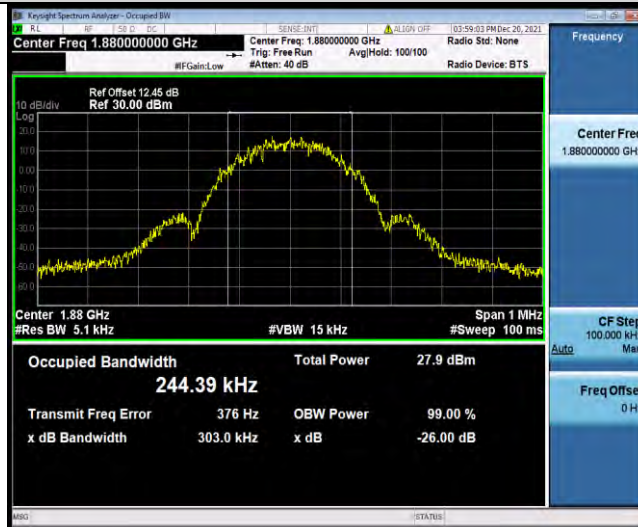
Test Report No.: W7L-211220W001RF02



EGPRS1900-512-2-0.3063



EGPRS1900-661-2-0.3030

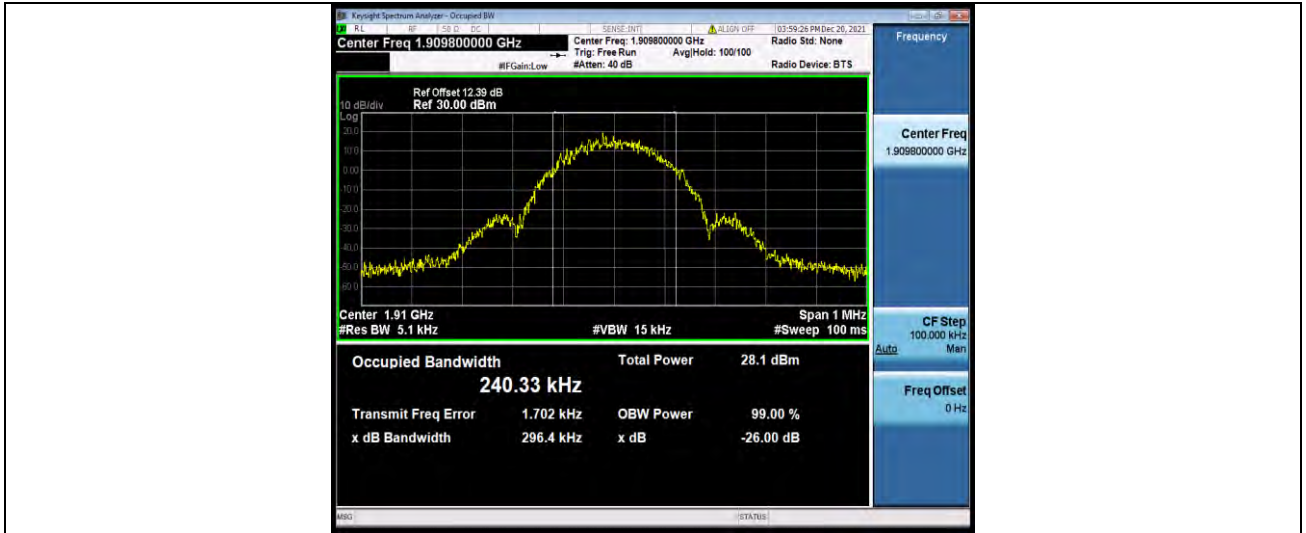


EGPRS1900-810-2-0.2964



BUREAU
VERITAS

Test Report No.: W7L-211220W001RF02





BUREAU
VERITAS

Test Report No.: W7L-211220W001RF02

BAND EDGE

Test Result

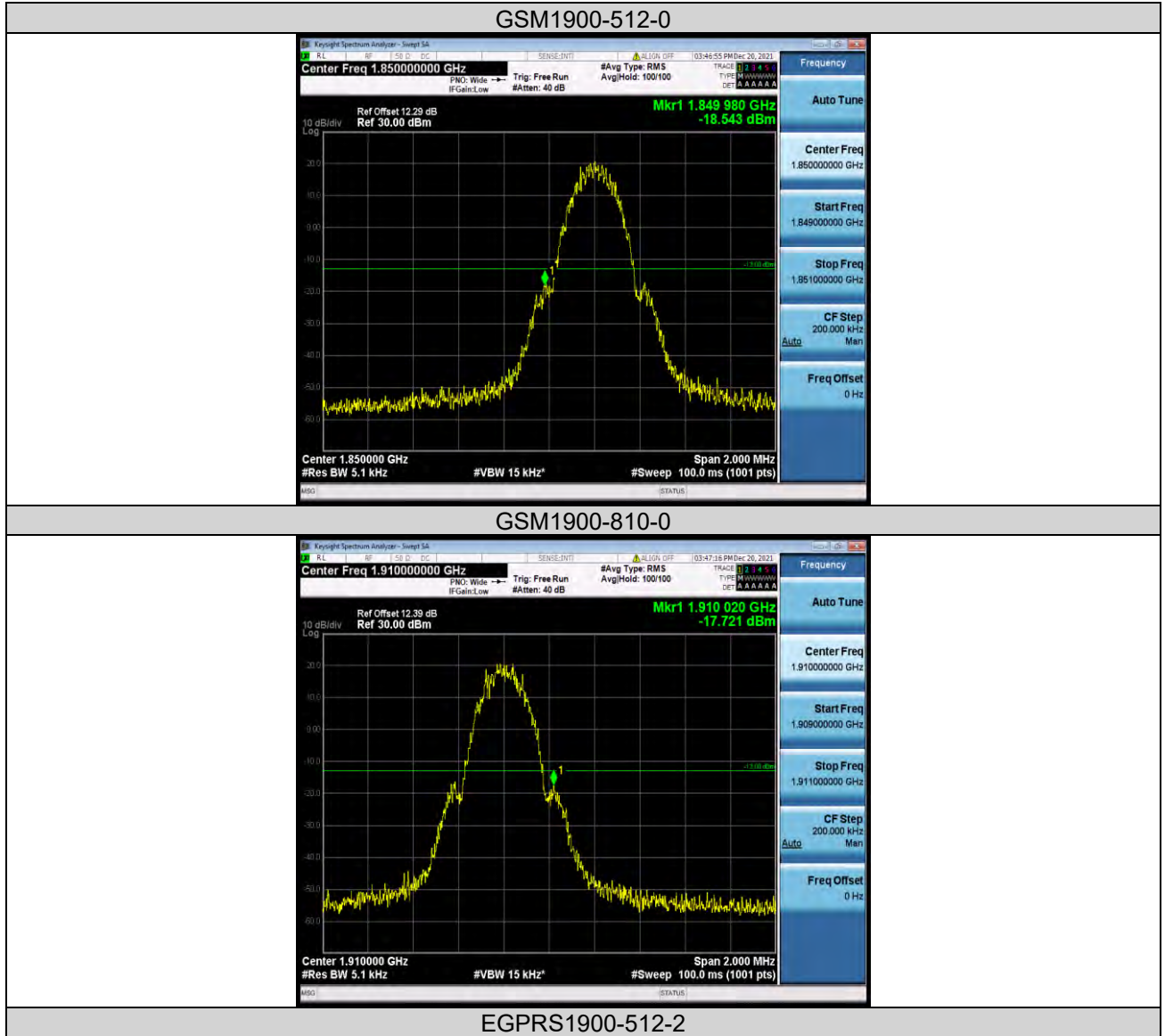
| Band | Channel | Freq (MHz) | Result (dBm) | Limit(dBm) | Verdict |
|-----------|---------|------------|--------------|------------|---------|
| GSM1900 | 512 | 1849.98 | -18.54 | -13 | PASS |
| GSM1900 | 810 | 1910.02 | -17.21 | -13 | PASS |
| EGPRS1900 | 512 | 1849.98 | -24.92 | -13 | PASS |
| EGPRS1900 | 810 | 1910.02 | -22.91 | -13 | PASS |



BUREAU VERITAS

Test Report No.: W7L-211220W001RF02

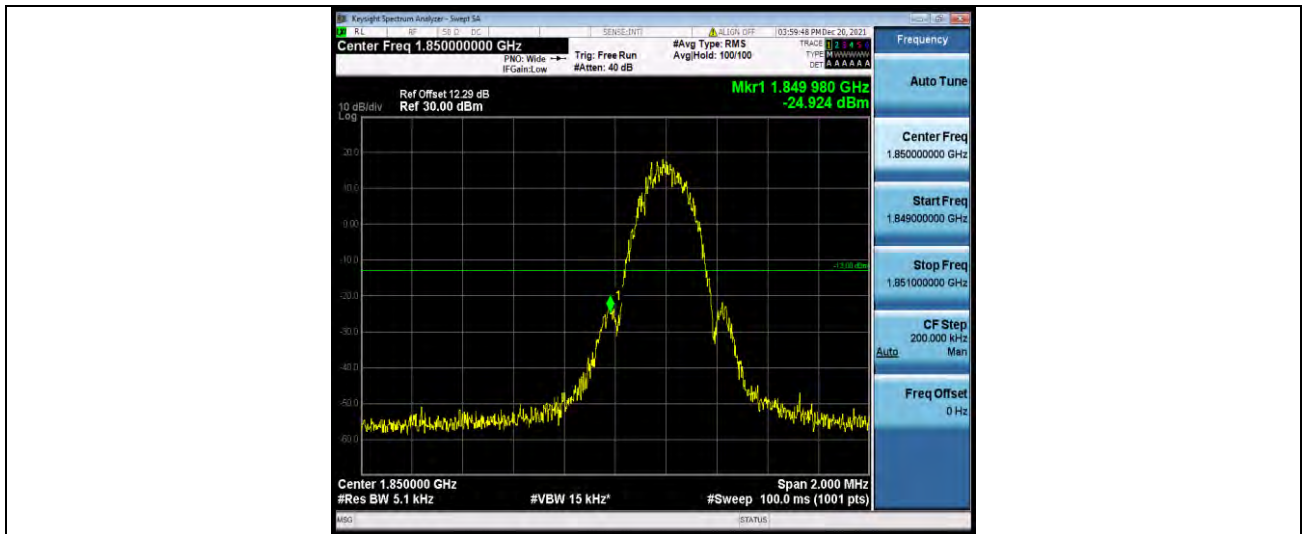
Test Graphs



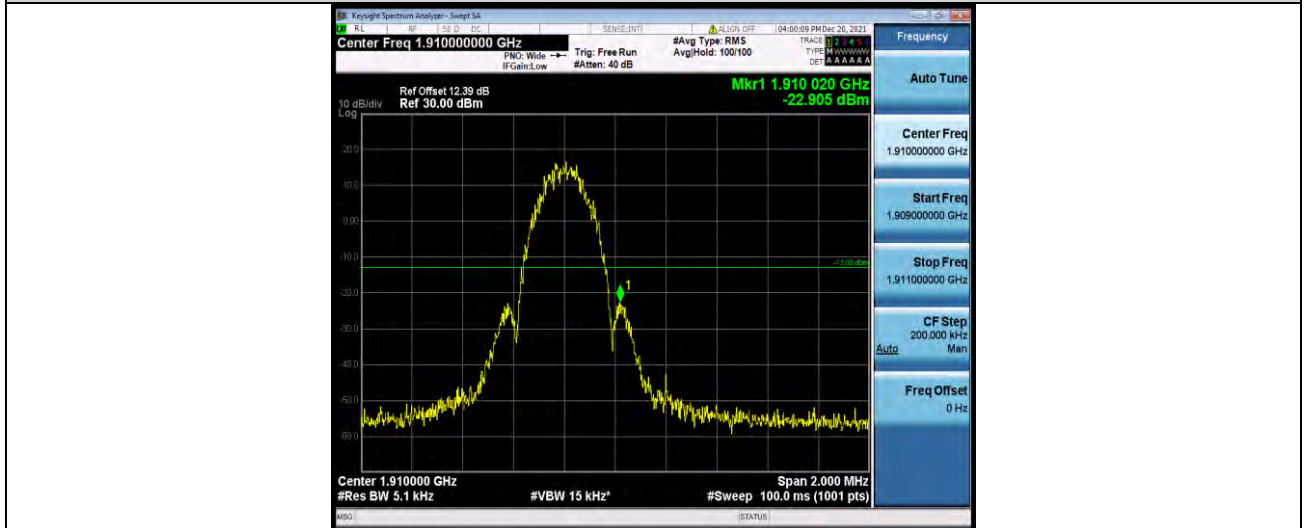


BUREAU VERITAS

Test Report No.: W7L-211220W001RF02



EGPRS1900-810-2





BUREAU
VERITAS

Test Report No.: W7L-211220W001RF02

CONDUCTED SPURIOUS EMISSION

Test Result

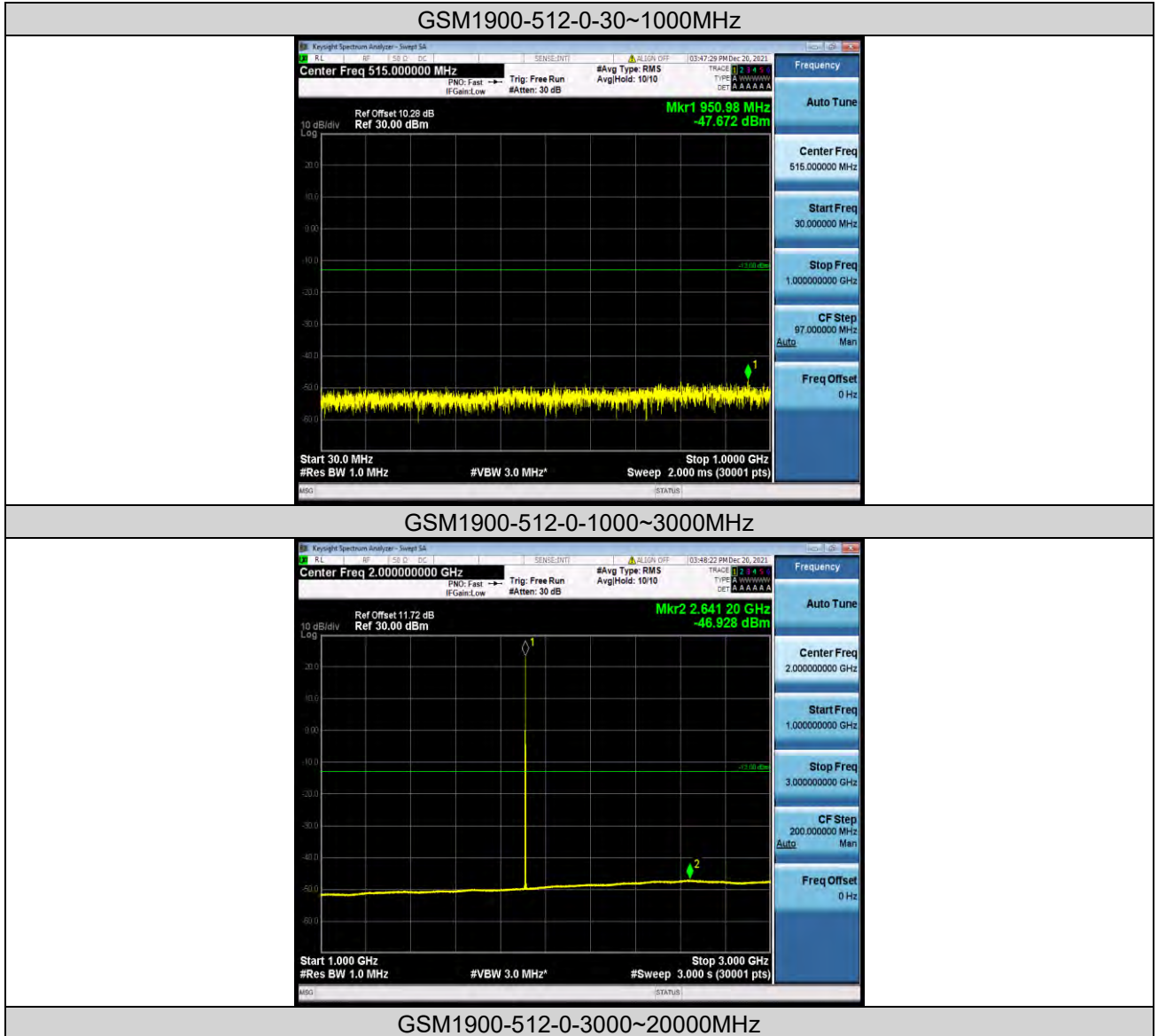
| Band | Channel | Frequency Range(MHz) | Max.Freq. (MHz) | Result (dBm) | Limit (dBm) | Verdict |
|-----------|---------|----------------------|-----------------|--------------|-------------|---------|
| GSM1900 | 512 | 30~1000MHz | 950.98 | -47.67 | -13 | PASS |
| GSM1900 | 512 | 1000~3000MHz | 2641.2 | -46.93 | -13 | PASS |
| GSM1900 | 512 | 3000~20000MHz | 3838.67 | -43.88 | -13 | PASS |
| GSM1900 | 661 | 30~1000MHz | 922.3 | -48.4 | -13 | PASS |
| GSM1900 | 661 | 1000~3000MHz | 2684.73 | -46.99 | -13 | PASS |
| GSM1900 | 661 | 3000~20000MHz | 3736.67 | -43.85 | -13 | PASS |
| GSM1900 | 810 | 30~1000MHz | 845.45 | -46.74 | -13 | PASS |
| GSM1900 | 810 | 1000~3000MHz | 2629.33 | -46.95 | -13 | PASS |
| GSM1900 | 810 | 3000~20000MHz | 3752.53 | -43.9 | -13 | PASS |
| EGPRS1900 | 512 | 30~1000MHz | 899.67 | -47.35 | -13 | PASS |
| EGPRS1900 | 512 | 1000~3000MHz | 2618.67 | -46.98 | -13 | PASS |
| EGPRS1900 | 512 | 3000~20000MHz | 3769.53 | -43.88 | -13 | PASS |
| EGPRS1900 | 661 | 30~1000MHz | 933.68 | -47.59 | -13 | PASS |
| EGPRS1900 | 661 | 1000~3000MHz | 2635.27 | -46.89 | -13 | PASS |
| EGPRS1900 | 661 | 3000~20000MHz | 3782.57 | -43.7 | -13 | PASS |
| EGPRS1900 | 810 | 30~1000MHz | 836.04 | -47.95 | -13 | PASS |
| EGPRS1900 | 810 | 1000~3000MHz | 2657.93 | -46.86 | -13 | PASS |
| EGPRS1900 | 810 | 3000~20000MHz | 3732.7 | -43.81 | -13 | PASS |



BUREAU
VERITAS

Test Report No.: W7L-211220W001RF02

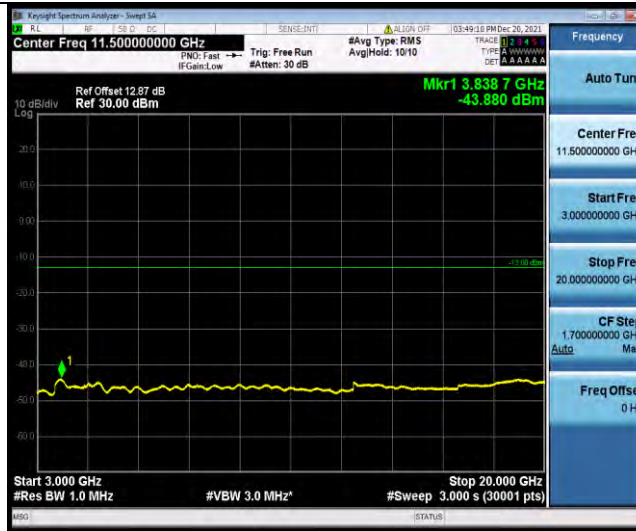
Test Graphs



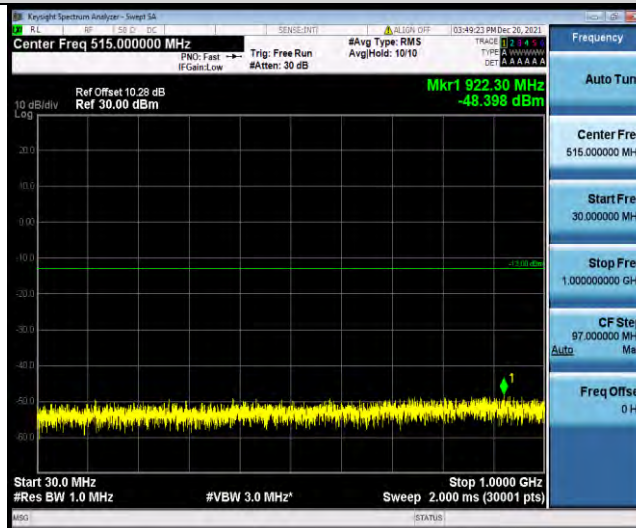


BUREAU VERITAS

Test Report No.: W7L-211220W001RF02



GSM1900-661-0-30~1000MHz



GSM1900-661-0-1000~3000MHz



GSM1900-661-0-3000~20000MHz

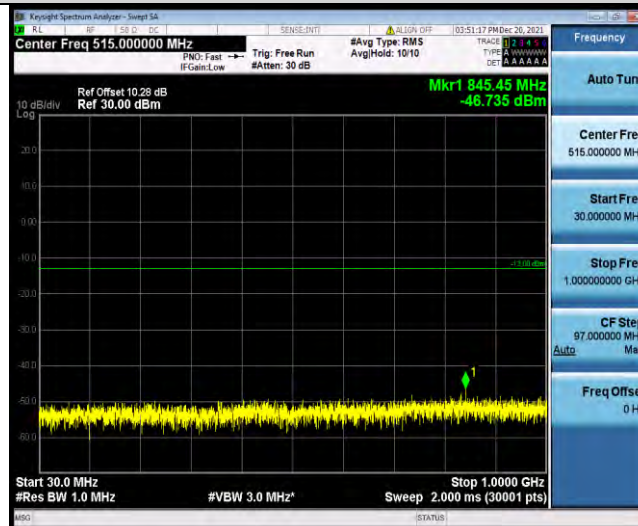


BUREAU VERITAS

Test Report No.: W7L-211220W001RF02



GSM1900-810-0-30~1000MHz



GSM1900-810-0-1000~3000MHz



GSM1900-810-0-3000~20000MHz

BV 7Layers Communications Technology (Shenzhen) Co., Ltd

No.B102, Dazu Chuangxin Mansion, North of Beihuan Avenue, North Area, Hi-Tech Industrial Park, Nanshan District, Shenzhen, Guangdong, China

Tel: +86 755 8869 6566
Fax: +86 755 8869 6577
Email: customerservice.sw@bureauveritas.com

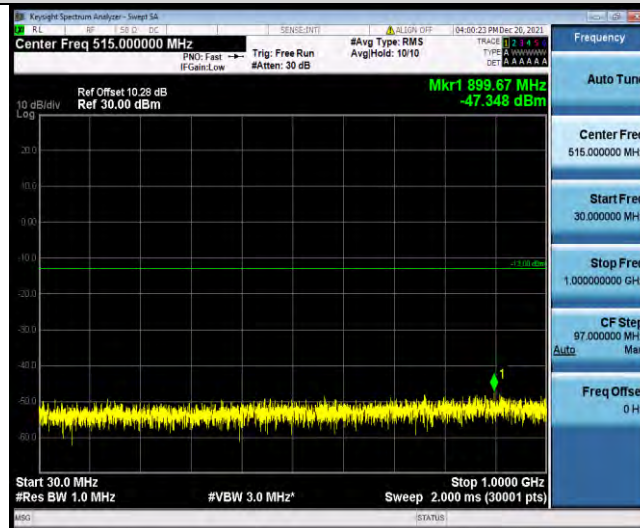


BUREAU VERITAS

Test Report No.: W7L-211220W001RF02



EGPRS1900-512-2-30~1000MHz



EGPRS1900-512-2-1000~3000MHz



EGPRS1900-512-2-3000~20000MHz

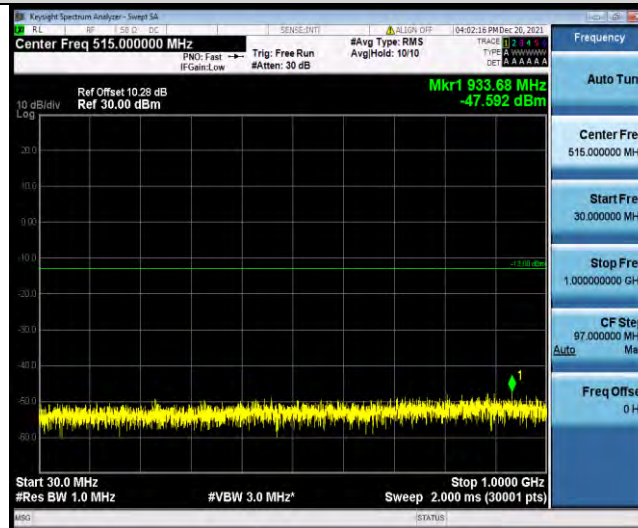


BUREAU VERITAS

Test Report No.: W7L-211220W001RF02



EGPRS1900-661-2-30~1000MHz



EGPRS1900-661-2-1000~3000MHz



EGPRS1900-661-2-3000~20000MHz

BV 7Layers Communications Technology (Shenzhen) Co., Ltd

No.B102, Dazu Chuangxin Mansion, North of Beihuan Avenue, North Area, Hi-Tech Industrial Park, Nanshan District, Shenzhen, Guangdong, China

Tel: +86 755 8869 6566
Fax: +86 755 8869 6577
Email: customerservice.sw@bureauveritas.com

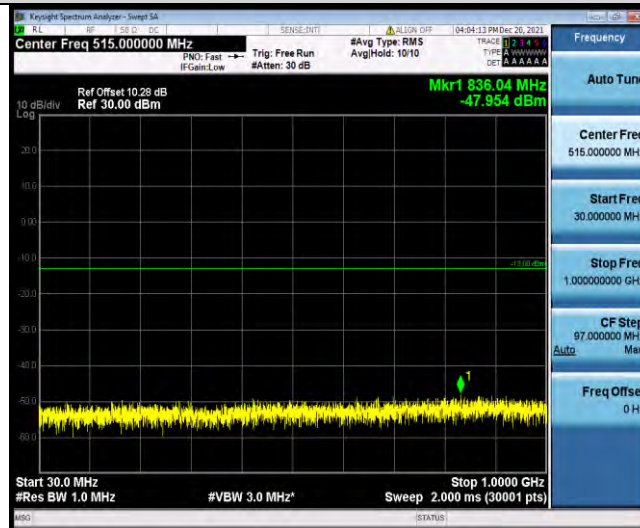


BUREAU VERITAS

Test Report No.: W7L-211220W001RF02



EGPRS1900-810-2-30~1000MHz



EGPRS1900-810-2-1000~3000MHz



EGPRS1900-810-2-3000~20000MHz



BUREAU
VERITAS

Test Report No.: W7L-211220W001RF02



BV 7Layers Communications Technology
(Shenzhen) Co., Ltd

No.B102, Dazu Chuangxin Mansion, North of Beihuan
Avenue, North Area, Hi-Tech Industrial Park, Nanshan
District, Shenzhen, Guangdong, China

Tel: +86 755 8869 6566
Fax: +86 755 8869 6577
Email: customerservice.sw@bureauveritas.com



FREQUENCY STABILITY

Test Result

| Voltage | | | | | | | |
|-----------|---------|---------------|------------------|----------------|-----------------|-------------|---------|
| Band | Channel | Voltage [Vdc] | Temperature (°C) | Deviation (Hz) | Deviation (ppm) | Limit (ppm) | Verdict |
| GSM1900 | 512 | VL | NT | 29.15 | 0.015755 | ±2.5 | PASS |
| GSM1900 | 512 | VN | NT | 39.20 | 0.021187 | ±2.5 | PASS |
| GSM1900 | 512 | VH | NT | 28.06 | 0.015166 | ±2.5 | PASS |
| GSM1900 | 661 | VL | NT | 44.23 | 0.023527 | ±2.5 | PASS |
| GSM1900 | 661 | VN | NT | 37.16 | 0.019766 | ±2.5 | PASS |
| GSM1900 | 661 | VH | NT | 36.03 | 0.019165 | ±2.5 | PASS |
| GSM1900 | 810 | VL | NT | 31.67 | 0.016583 | ±2.5 | PASS |
| GSM1900 | 810 | VN | NT | 41.29 | 0.021620 | ±2.5 | PASS |
| GSM1900 | 810 | VH | NT | 29.48 | 0.015436 | ±2.5 | PASS |
| EGPRS1900 | 512 | VL | NT | 22.37 | 0.012091 | ±2.5 | PASS |
| EGPRS1900 | 512 | VN | NT | 27.54 | 0.014885 | ±2.5 | PASS |
| EGPRS1900 | 512 | VH | NT | 21.70 | 0.011728 | ±2.5 | PASS |
| EGPRS1900 | 661 | VL | NT | 30.28 | 0.016106 | ±2.5 | PASS |
| EGPRS1900 | 661 | VN | NT | 27.99 | 0.014888 | ±2.5 | PASS |
| EGPRS1900 | 661 | VH | NT | 38.19 | 0.020314 | ±2.5 | PASS |
| EGPRS1900 | 810 | VL | NT | 27.06 | 0.014169 | ±2.5 | PASS |
| EGPRS1900 | 810 | VN | NT | 31.45 | 0.016468 | ±2.5 | PASS |
| EGPRS1900 | 810 | VH | NT | 23.92 | 0.012525 | ±2.5 | PASS |

| Temperature | | | | | | | |
|-------------|---------|---------------|------------------|----------------|-----------------|-------------|---------|
| Band | Channel | Voltage [Vdc] | Temperature (°C) | Deviation (Hz) | Deviation (ppm) | Limit (ppm) | Verdict |
| GSM1900 | 512 | NV | -30 | 36.74 | 0.019857 | ±2.5 | PASS |
| GSM1900 | 512 | NV | -20 | 29.67 | 0.016036 | ±2.5 | PASS |
| GSM1900 | 512 | NV | -10 | 35.81 | 0.019355 | ±2.5 | PASS |
| GSM1900 | 512 | NV | 0 | 36.74 | 0.019857 | ±2.5 | PASS |
| GSM1900 | 512 | NV | 10 | 29.61 | 0.016004 | ±2.5 | PASS |
| GSM1900 | 512 | NV | 20 | 32.58 | 0.017609 | ±2.5 | PASS |
| GSM1900 | 512 | NV | 30 | 27.83 | 0.015042 | ±2.5 | PASS |
| GSM1900 | 512 | NV | 40 | 32.83 | 0.017744 | ±2.5 | PASS |
| GSM1900 | 512 | NV | 50 | 38.71 | 0.020922 | ±2.5 | PASS |



BUREAU
VERITAS

Test Report No.: W7L-211220W001RF02

| | | | | | | | |
|-----------|-----|----|-----|-------|----------|------|------|
| GSM1900 | 661 | NV | -30 | 27.70 | 0.014734 | ±2.5 | PASS |
| GSM1900 | 661 | NV | -20 | 33.74 | 0.017947 | ±2.5 | PASS |
| GSM1900 | 661 | NV | -10 | 26.60 | 0.014149 | ±2.5 | PASS |
| GSM1900 | 661 | NV | 0 | 42.07 | 0.022378 | ±2.5 | PASS |
| GSM1900 | 661 | NV | 10 | 39.68 | 0.021106 | ±2.5 | PASS |
| GSM1900 | 661 | NV | 20 | 36.94 | 0.019649 | ±2.5 | PASS |
| GSM1900 | 661 | NV | 30 | 44.23 | 0.023527 | ±2.5 | PASS |
| GSM1900 | 661 | NV | 40 | 38.90 | 0.020691 | ±2.5 | PASS |
| GSM1900 | 661 | NV | 50 | 36.00 | 0.019149 | ±2.5 | PASS |
| GSM1900 | 810 | NV | -30 | 26.05 | 0.013640 | ±2.5 | PASS |
| GSM1900 | 810 | NV | -20 | 33.93 | 0.017766 | ±2.5 | PASS |
| GSM1900 | 810 | NV | -10 | 26.57 | 0.013912 | ±2.5 | PASS |
| GSM1900 | 810 | NV | 0 | 35.39 | 0.018531 | ±2.5 | PASS |
| GSM1900 | 810 | NV | 10 | 17.79 | 0.009315 | ±2.5 | PASS |
| GSM1900 | 810 | NV | 20 | 29.15 | 0.015263 | ±2.5 | PASS |
| GSM1900 | 810 | NV | 30 | 29.57 | 0.015483 | ±2.5 | PASS |
| GSM1900 | 810 | NV | 40 | 26.51 | 0.013881 | ±2.5 | PASS |
| GSM1900 | 810 | NV | 50 | 36.74 | 0.019238 | ±2.5 | PASS |
| EGPRS1900 | 512 | NV | -30 | 24.54 | 0.013263 | ±2.5 | PASS |
| EGPRS1900 | 512 | NV | -20 | 30.41 | 0.016436 | ±2.5 | PASS |
| EGPRS1900 | 512 | NV | -10 | 28.28 | 0.015285 | ±2.5 | PASS |
| EGPRS1900 | 512 | NV | 0 | 32.51 | 0.017571 | ±2.5 | PASS |
| EGPRS1900 | 512 | NV | 10 | 39.81 | 0.021517 | ±2.5 | PASS |
| EGPRS1900 | 512 | NV | 20 | 35.74 | 0.019317 | ±2.5 | PASS |
| EGPRS1900 | 512 | NV | 30 | 30.35 | 0.016404 | ±2.5 | PASS |
| EGPRS1900 | 512 | NV | 40 | 31.64 | 0.017101 | ±2.5 | PASS |
| EGPRS1900 | 512 | NV | 50 | 23.37 | 0.012631 | ±2.5 | PASS |
| EGPRS1900 | 661 | NV | -30 | 33.55 | 0.017846 | ±2.5 | PASS |
| EGPRS1900 | 661 | NV | -20 | 36.87 | 0.019612 | ±2.5 | PASS |
| EGPRS1900 | 661 | NV | -10 | 32.74 | 0.017415 | ±2.5 | PASS |
| EGPRS1900 | 661 | NV | 0 | 29.02 | 0.015436 | ±2.5 | PASS |
| EGPRS1900 | 661 | NV | 10 | 38.90 | 0.020691 | ±2.5 | PASS |
| EGPRS1900 | 661 | NV | 20 | 32.58 | 0.017330 | ±2.5 | PASS |
| EGPRS1900 | 661 | NV | 30 | 36.81 | 0.019580 | ±2.5 | PASS |
| EGPRS1900 | 661 | NV | 40 | 39.71 | 0.021122 | ±2.5 | PASS |



BUREAU
VERITAS

Test Report No.: W7L-211220W001RF02

| | | | | | | | |
|---------------|-----|----|-----|-------|----------|------|------|
| EGPRS19 00 | 661 | NV | 50 | 25.96 | 0.013809 | ±2.5 | PASS |
| EGPRS19 00 | 810 | NV | -30 | 26.02 | 0.013624 | ±2.5 | PASS |
| EGPRS19 00 | 810 | NV | -20 | 25.41 | 0.013305 | ±2.5 | PASS |
| EGPRS19 00 | 810 | NV | -10 | 15.66 | 0.008200 | ±2.5 | PASS |
| EGPRS19 00 | 810 | NV | 0 | 20.50 | 0.010734 | ±2.5 | PASS |
| EGPRS19 00 | 810 | NV | 10 | 22.15 | 0.011598 | ±2.5 | PASS |
| EGPRS19 00 | 810 | NV | 20 | 28.51 | 0.014928 | ±2.5 | PASS |
| EGPRS19 00 | 810 | NV | 30 | 28.64 | 0.014996 | ±2.5 | PASS |
| EGPRS19 00 | 810 | NV | 40 | 16.79 | 0.008791 | ±2.5 | PASS |
| EGPRS19 00 | 810 | NV | 50 | 16.79 | 0.008791 | ±2.5 | PASS |



Test Report No.: W7L-211220W001RF02

WCDMA

APPENDIX B: PEAK-TO-AVERAGE RATIO

Test Result

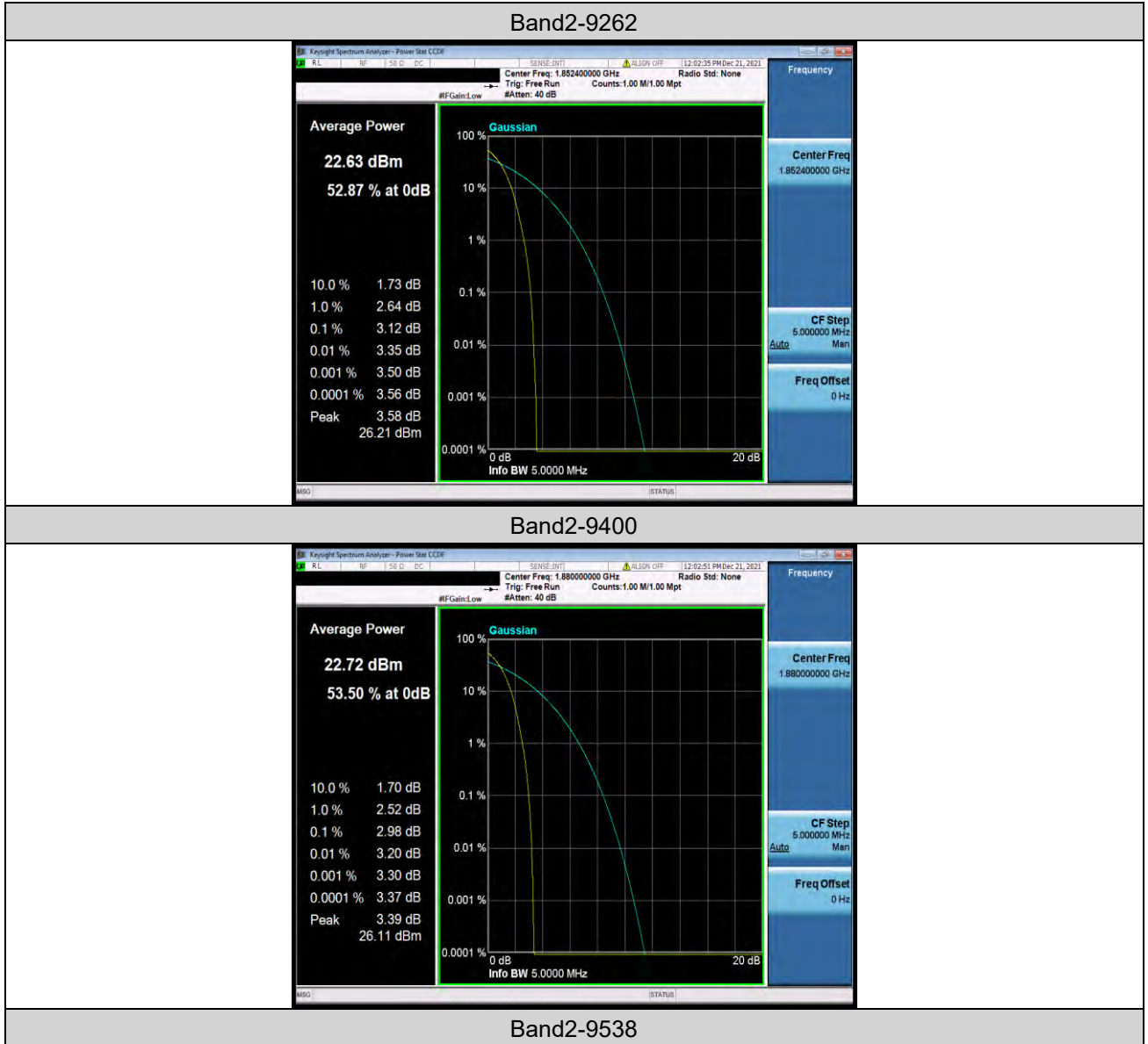
| Band | Channel | Peak-to-Average Ratio(dB) | Limit(dBm) | Verdict |
|-------|---------|---------------------------|------------|---------|
| Band2 | 9262 | 3.12 | 13 | PASS |
| Band2 | 9400 | 2.98 | 13 | PASS |
| Band2 | 9538 | 2.93 | 13 | PASS |



BUREAU
VERITAS

Test Report No.: W7L-211220W001RF02

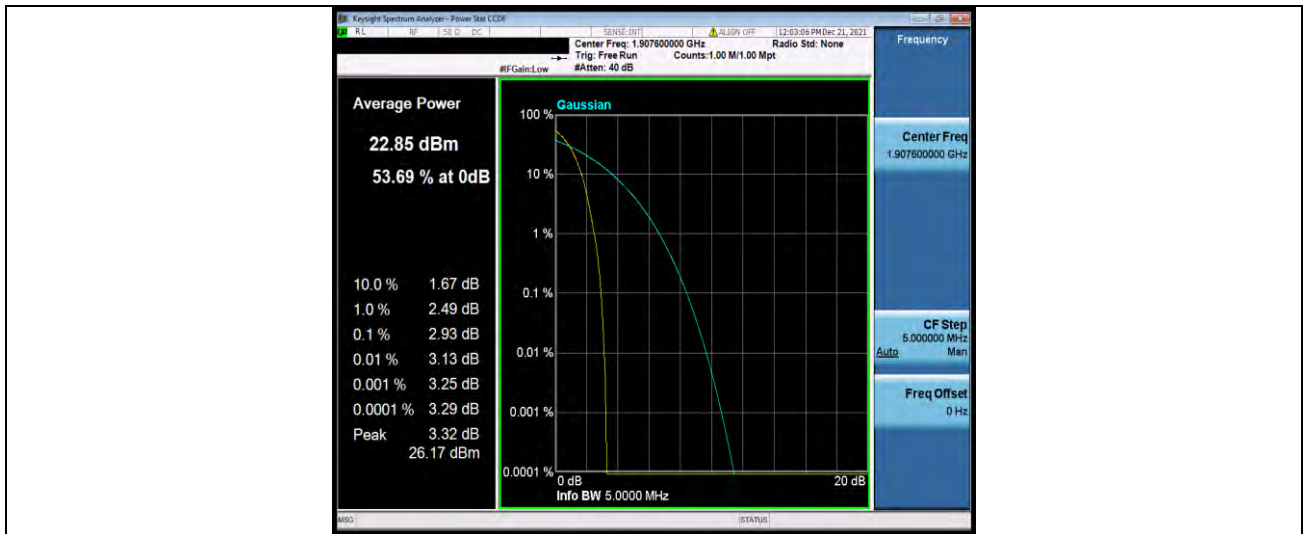
Test Graphs





**BUREAU
VERITAS**

Test Report No.: W7L-211220W001RF02





**BUREAU
VERITAS**

Test Report No.: W7L-211220W001RF02

26DB BANDWIDTH AND OCCUPIED BANDWIDTH

Test Result

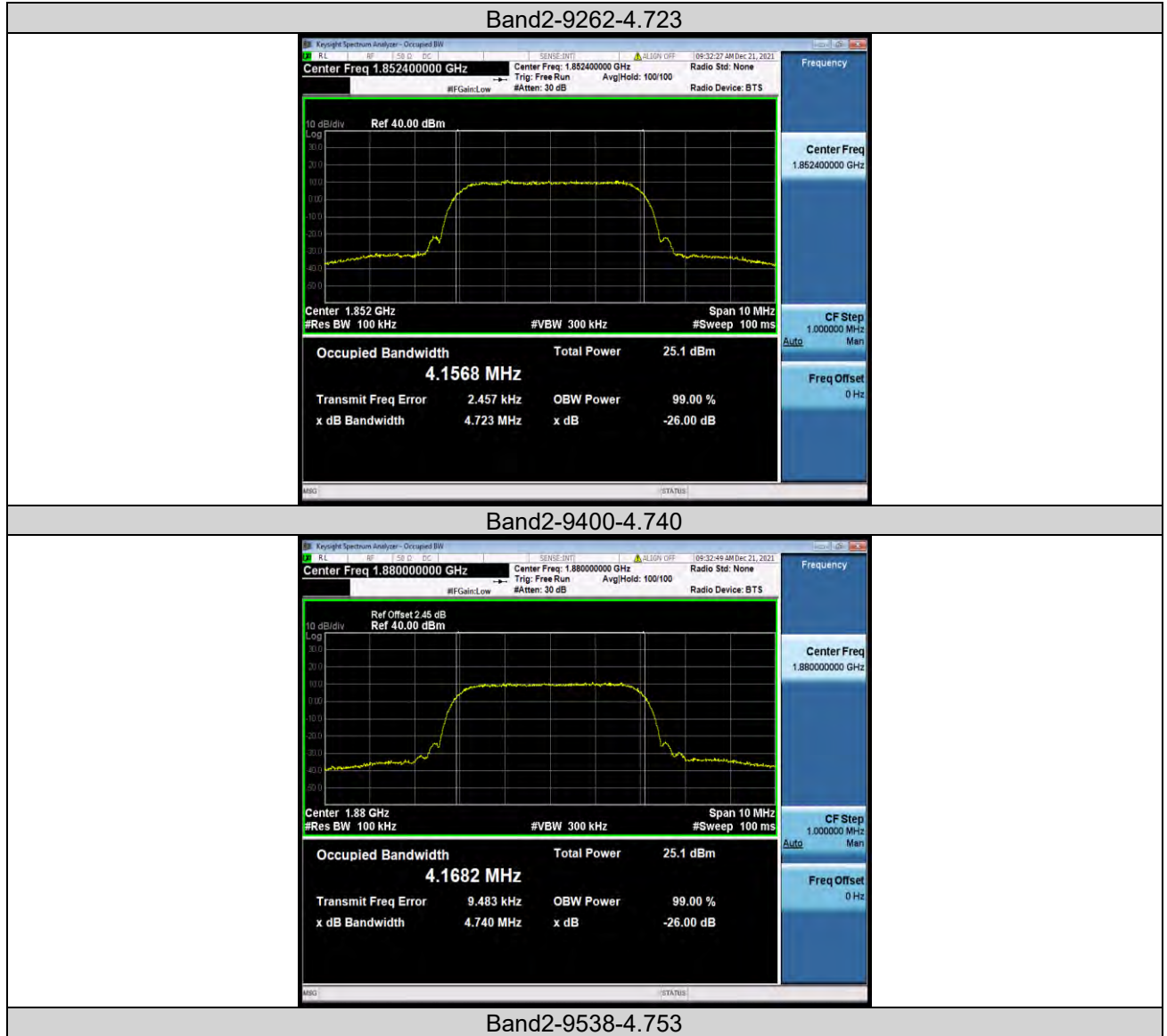
| Band | Channel | Occupied Bandwidth (MHz) | 26dB Bandwidth (MHz) | Limit(MHz) | Verdict |
|-------|---------|--------------------------|----------------------|------------|---------|
| Band2 | 9262 | 4.1568 | 4.723 | --- | PASS |
| Band2 | 9400 | 4.1682 | 4.740 | --- | PASS |
| Band2 | 9538 | 4.1642 | 4.753 | --- | PASS |



BUREAU
VERITAS

Test Report No.: W7L-211220W001RF02

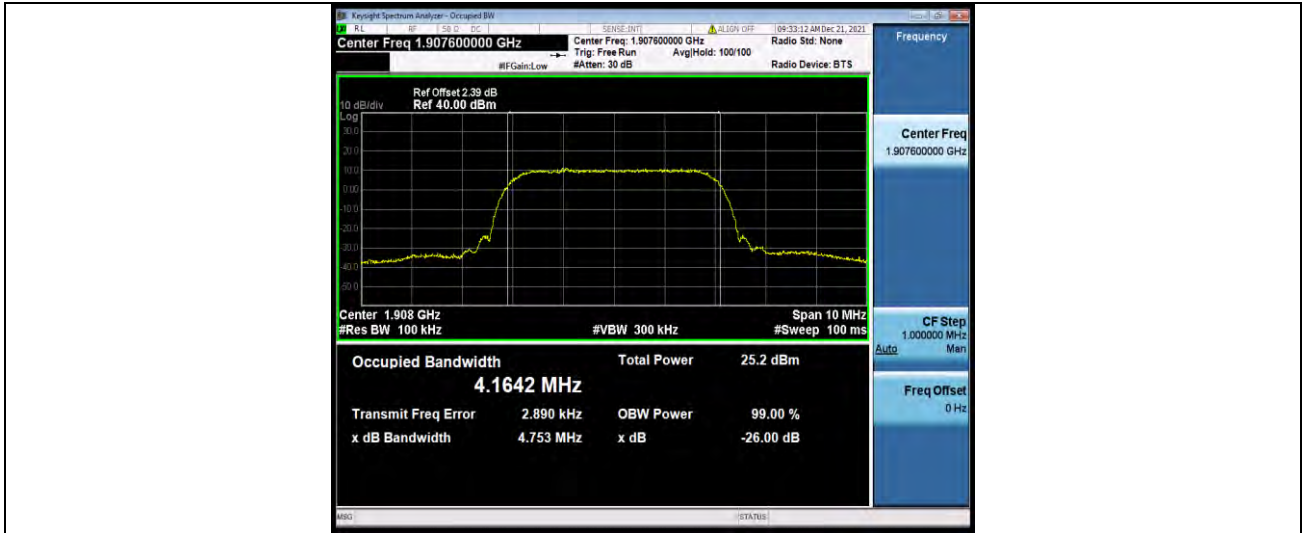
Test Graphs





BUREAU VERITAS

Test Report No.: W7L-211220W001RF02





Test Report No.: W7L-211220W001RF02

BAND EDGE

Test Result

| Band | Channel | Frequency (MHz) | Result (dBm) | Limit(dBm) | Verdict |
|-------|---------|-----------------|--------------|------------|---------|
| Band2 | 9262 | 1849.86 | -27.26 | -13 | PASS |
| Band2 | 9538 | 1910.00 | -26.21 | -13 | PASS |



BUREAU
VERITAS

Test Report No.: W7L-211220W001RF02

Test Graphs





CONDUCTED SPURIOUS EMISSION

Test Result

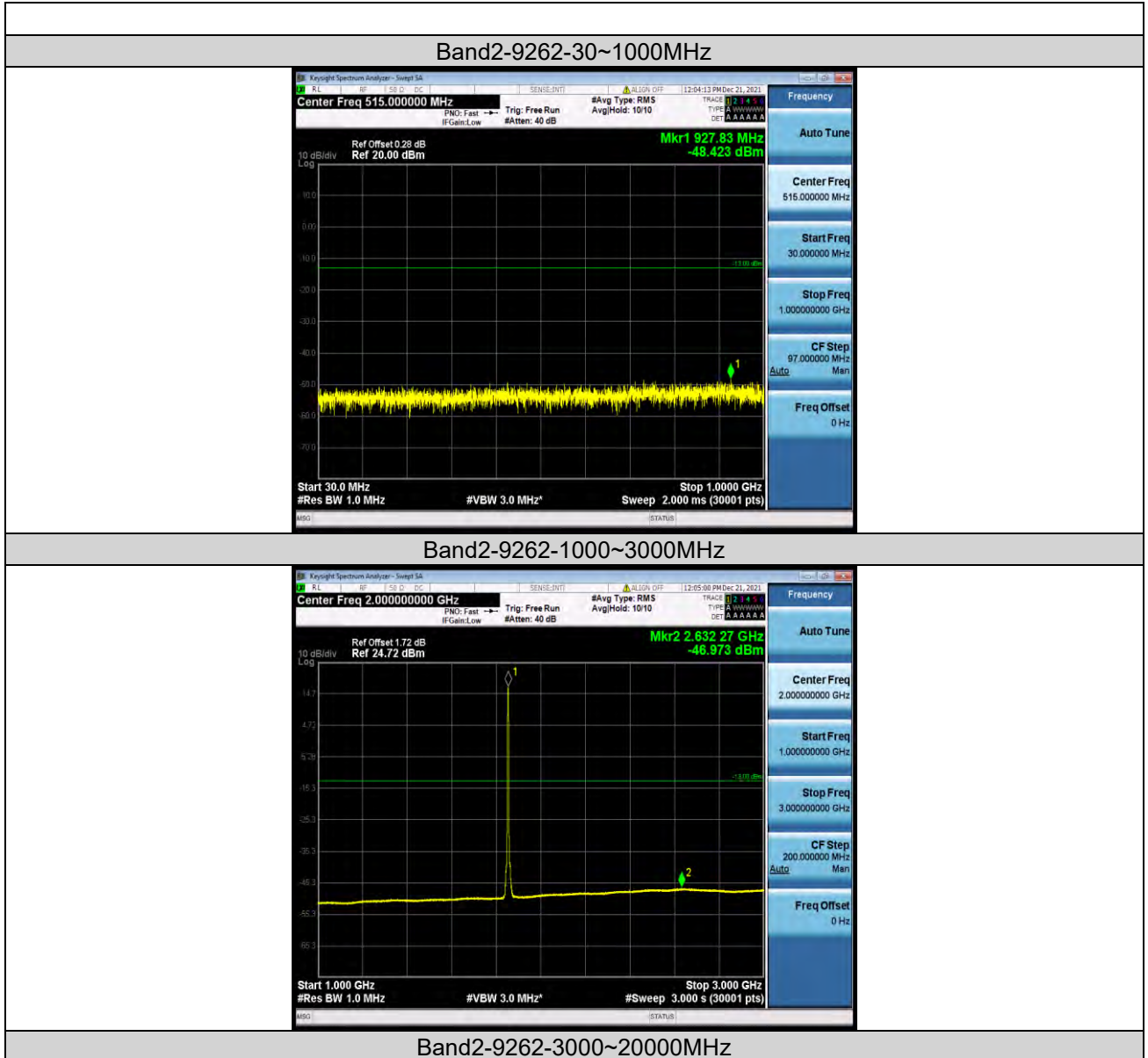
| Band | Channel | Frequency Range (Mhz) | Frequency (dBm) | Result (dBm) | Limit (dBm) | Verdict |
|-------|---------|-----------------------|-----------------|--------------|-------------|---------|
| Band2 | 9262 | 30~1000MHz | 927.83 | -48.42 | -13 | PASS |
| Band2 | 9262 | 1000~3000MHz | 2632.27 | -46.97 | -13 | PASS |
| Band2 | 9262 | 3000~20000MHz | 3706.63 | -43.11 | -13 | PASS |
| Band2 | 9400 | 30~1000MHz | 887.35 | -48.59 | -13 | PASS |
| Band2 | 9400 | 1000~3000MHz | 2662.93 | -47.03 | -13 | PASS |
| Band2 | 9400 | 3000~20000MHz | 3758.2 | -42.87 | -13 | PASS |
| Band2 | 9538 | 30~1000MHz | 810.69 | -48.7 | -13 | PASS |
| Band2 | 9538 | 1000~3000MHz | 2646.13 | -47.03 | -13 | PASS |
| Band2 | 9538 | 3000~20000MHz | 3813.17 | -42.78 | -13 | PASS |



BUREAU
VERITAS

Test Report No.: W7L-211220W001RF02

Test Graphs



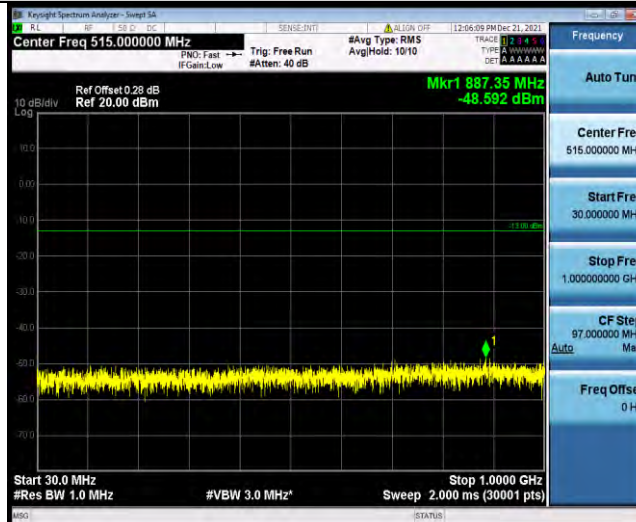


BUREAU VERITAS

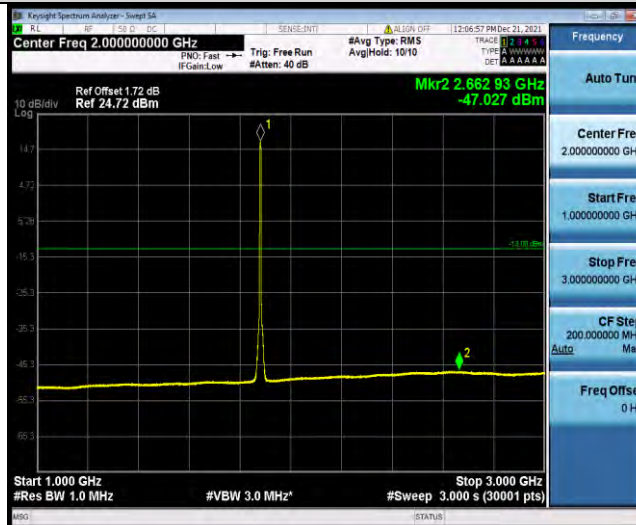
Test Report No.: W7L-211220W001RF02



Band2-9400-30~1000MHz



Band2-9400-1000~3000MHz



Band2-9400-3000~20000MHz

BV 7Layers Communications Technology (Shenzhen) Co., Ltd

No.B102, Dazu Chuangxin Mansion, North of Beihuan Avenue, North Area, Hi-Tech Industrial Park, Nanshan District, Shenzhen, Guangdong, China

Tel: +86 755 8869 6566
Fax: +86 755 8869 6577

Email: customerservice.sw@bureauveritas.com

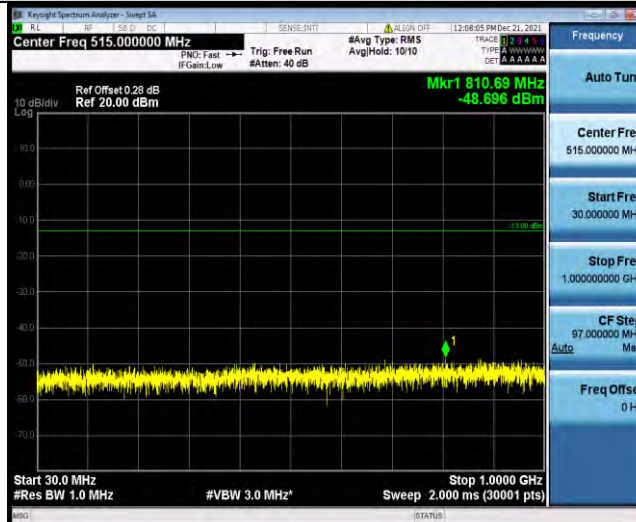


BUREAU VERITAS

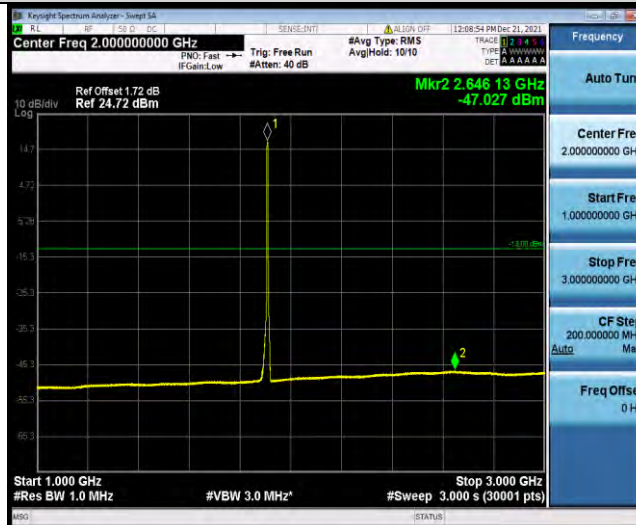
Test Report No.: W7L-211220W001RF02



Band2-9538-30~1000MHz



Band2-9538-1000~3000MHz



Band2-9538-3000~20000MHz

BV 7Layers Communications Technology (Shenzhen) Co., Ltd

No.B102, Dazu Chuangxin Mansion, North of Beihuan Avenue, North Area, Hi-Tech Industrial Park, Nanshan District, Shenzhen, Guangdong, China

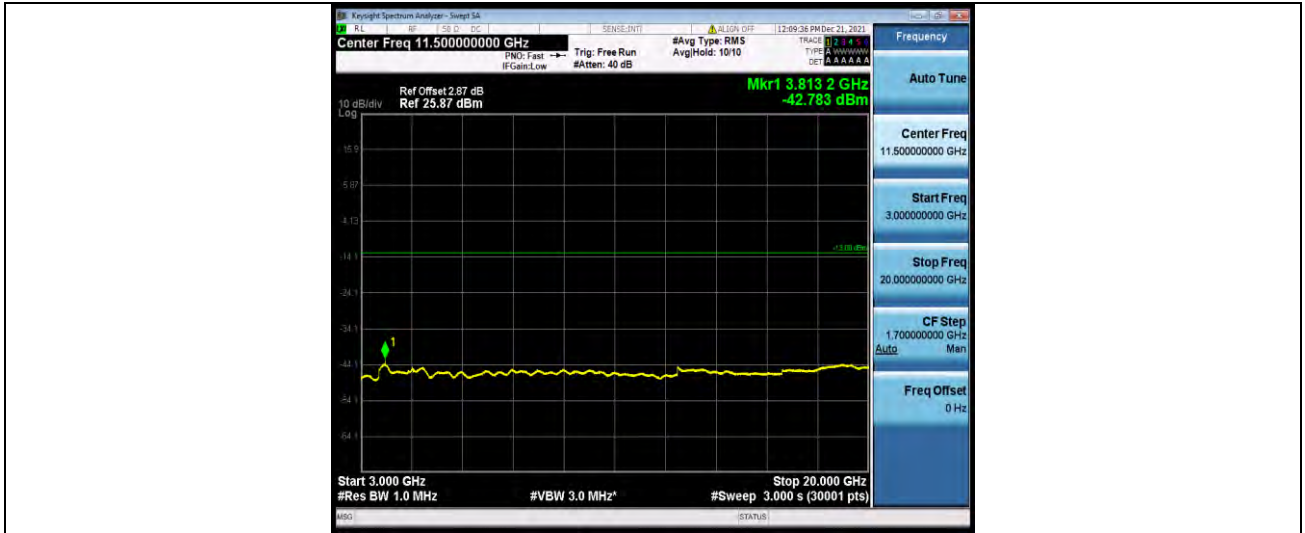
Tel: +86 755 8869 6566 Fax: +86 755 8869 6577

Email: customerservice.sw@bureauveritas.com



BUREAU
VERITAS

Test Report No.: W7L-211220W001RF02



FREQUENCY STABILITY

Test Result

| Voltage | | | | | | | |
|-------------|---------|---------------|------------------|----------------|-----------------|-------------|---------|
| Band | Channel | Voltage (Vdc) | Temperature (°C) | Deviation (Hz) | Deviation (ppm) | Limit (ppm) | Verdict |
| Band2 | 9262 | VL | NT | 11.49 | 0.006203 | ±2.5 | PASS |
| Band2 | 9262 | VN | NT | 11.76 | 0.006349 | ±2.5 | PASS |
| Band2 | 9262 | VH | NT | 11.54 | 0.006230 | ±2.5 | PASS |
| Band2 | 9400 | VL | NT | 11.93 | 0.006346 | ±2.5 | PASS |
| Band2 | 9400 | VN | NT | 11.64 | 0.006191 | ±2.5 | PASS |
| Band2 | 9400 | VH | NT | 12.08 | 0.006426 | ±2.5 | PASS |
| Band2 | 9538 | VL | NT | 12.06 | 0.006322 | ±2.5 | PASS |
| Band2 | 9538 | VN | NT | 11.79 | 0.006181 | ±2.5 | PASS |
| Band2 | 9538 | VH | NT | 11.75 | 0.006160 | ±2.5 | PASS |
| Temperature | | | | | | | |
| Band | Channel | Voltage (Vdc) | Temperature (°C) | Deviation (Hz) | Deviation (ppm) | Limit (ppm) | Verdict |
| Band2 | 9262 | NV | -30 | 11.47 | 0.006192 | ±2.5 | PASS |
| Band2 | 9262 | NV | -20 | 11.82 | 0.006381 | ±2.5 | PASS |
| Band2 | 9262 | NV | 0 | 11.67 | 0.006300 | ±2.5 | PASS |
| Band2 | 9262 | NV | 10 | 11.85 | 0.006397 | ±2.5 | PASS |
| Band2 | 9262 | NV | 20 | 11.54 | 0.006230 | ±2.5 | PASS |
| Band2 | 9400 | NV | -30 | 11.94 | 0.006351 | ±2.5 | PASS |
| Band2 | 9400 | NV | -20 | 12.04 | 0.006404 | ±2.5 | PASS |
| Band2 | 9400 | NV | 0 | 11.78 | 0.006266 | ±2.5 | PASS |
| Band2 | 9400 | NV | 10 | 12.09 | 0.006431 | ±2.5 | PASS |
| Band2 | 9400 | NV | 20 | 12.22 | 0.006500 | ±2.5 | PASS |
| Band2 | 9538 | NV | -30 | 11.54 | 0.006049 | ±2.5 | PASS |
| Band2 | 9538 | NV | -20 | 11.37 | 0.005960 | ±2.5 | PASS |
| Band2 | 9538 | NV | 0 | 11.14 | 0.005840 | ±2.5 | PASS |
| Band2 | 9538 | NV | 10 | 11.26 | 0.005903 | ±2.5 | PASS |
| Band2 | 9538 | NV | 20 | 11.19 | 0.005866 | ±2.5 | PASS |