



FCC RADIO TEST REPORT

FCC ID : LHJ-BL28NARD1
Equipment : BL28NA-RD1
Brand Name : BL28NA-RD1
Model Name : BL28NA-RD1
Marketing Name : BL28NA-RD1
Applicant : Continental Automotive Systems, Inc.
21440 W Lake Cook Rd.
Manufacturer : Continental Automotive Systems, Inc.
21440 W Lake Cook Rd.
Standard : 47 CFR Part 2, 22(H), 24(E), 27(L)

The product was received on Mar. 14, 2019 and testing was started from May 12, 2019 and completed on May 15, 2019. We, SPORTON INTERNATIONAL INC. EMC & Wireless Communications Laboratory, would like to declare that the tested sample has been evaluated in accordance with the test procedures given in ANSI / TIA-603-E and has been in compliance with the applicable technical standards.

The report must not be used by the client to claim product certification, approval, or endorsement by TAF or any agency of government.

The test results in this report apply exclusively to the tested model / sample. Without written approval of SPORTON INTERNATIONAL INC. EMC & Wireless Communications Laboratory, the test report shall not be reproduced except in full.

Approved by: Jones Tsai

SPORTON INTERNATIONAL INC. EMC & Wireless Communications Laboratory

No. 52, Huaya 1st Rd., Guishan Dist., Taoyuan City, Taiwan (R.O.C.)



Table of Contents

History of this test report.....	3
Summary of Test Result.....	4
1 General Description	5
1.1 Product Feature of Equipment Under Test	5
1.2 Modification of EUT	5
1.3 Testing Location	5
1.4 Applicable Standards	6
2 Test Configuration of Equipment Under Test	7
2.1 Test Mode.....	7
2.2 Connection Diagram of Test System	8
2.3 Support Unit used in test configuration	8
2.4 Measurement Results Explanation Example	8
2.5 Frequency List of Low/Middle/High Channels.....	9
3 Conducted Test Result	10
3.1 Measuring Instruments.....	10
3.2 Conducted Output Power and ERP/EIRP	11
3.3 Peak-to-Average Ratio	12
3.4 99% Occupied Bandwidth and 26dB Bandwidth Measurement.....	13
3.5 Conducted Band Edge	14
3.6 Conducted Spurious Emission	15
3.7 Frequency Stability.....	16
4 Radiated Test Items	17
4.1 Measuring Instruments.....	17
4.2 Test Setup	17
4.3 Test Result of Radiated Test.....	17
4.4 Field Strength of Spurious Radiation Measurement	18
5 List of Measuring Equipment.....	19
6 Uncertainty of Evaluation	20
Appendix A. Test Results of Conducted Test	
Appendix B. Test Results of ERP/EIRP and Radiated Test	
Appendix C. Test Setup Photographs	



History of this test report

Report No.	Version	Description	Issued Date
FG931416A	01	Initial issue of report	May 30, 2019
FG931416A	02	Add near photos of Ant. Horizontal and Ant. Vertical to the Appendix C	Jun. 03, 2019
FG931416A	03	Remove Antenna gain	Dec. 07, 2022



Summary of Test Result

Report Clause	Ref Std. Clause	Test Items	Result (PASS/FAIL)	Remark
3.2	§2.1046	Conducted Output Power	Pass	-
	§22.913 (a)(2)	Effective Radiated Power		
	§24.232 (c)	Equivalent Isotropic Radiated Power		
	§27.50 (d)(4)	Equivalent Isotropic Radiated Power		
3.3	§24.232 (d)	Peak-to-Average Ratio	Pass	-
3.4	§2.1049 §22.917 (b) §24.238 (b) §27.53 (g)	Occupied Bandwidth	Pass	-
3.5	§2.1051 §22.917 (a) §24.238 (a) §27.53 (g)	Band Edge Measurement	Pass	-
3.6	§2.1051 §22.917 (a) §24.238 (a) §27.53 (g)	Conducted Emission	Pass	-
3.7	§2.1055 §22.355	Frequency Stability Temperature & Voltage	Pass	-
	§2.1055 §24.235 §27.54			-
4.4	§2.1053 §22.917 (a) §24.238 (a) §27.53 (h)	Field Strength of Spurious Radiation	Pass	Under limit 26.27 dB at 1648.000 MHz

Declaration of Conformity:

The test results with all measurement uncertainty excluded are presented in accordance with the regulation limits or requirements declared by manufacturers.

Comments and Explanations:

The declared of product specification for EUT presented in the report are provided by the manufacturer, and the manufacturer takes all the responsibilities for the accuracy of product specification.

Reviewed by: Wii Chang

Report Producer: Aileen Huang

1 General Description

1.1 Product Feature of Equipment Under Test

GSM/WCDMA/LTE and GNSS

Product Specification subjective to this standard	
Antenna Type	WWAN: Fixed External Antenna GPS/Glonass/BDS/Galileo/SBAS: Fixed External Antenna

1.2 Modification of EUT

No modifications are made to the EUT during all test items.

1.3 Testing Location

Test Site	SPORTON INTERNATIONAL INC.
Test Site Location	No.52, Huaya 1st Rd., Guishan Dist., Taoyuan City, Taiwan (R.O.C.) TEL: +886-3-327-3456 FAX: +886-3-328-4978
Test Site No.	Sporton Site No. TH03-HY
Test Engineer	Benjamin Lin
Temperature	21~24°C
Relative Humidity	51~55%

Note: The test site complies with ANSI C63.4 2014 requirement.

Test Site	SPORTON INTERNATIONAL INC.
Test Site Location	No.58, Aly. 75, Ln. 564, Wenhua 3rd, Rd., Guishan Dist., Taoyuan City, Taiwan (R.O.C.) TEL: +886-3-327-0868 FAX: +886-3-327-0855
Test Site No.	Sporton Site No. 03CH13-HY
Test Engineer	Alex Jheng, JC Liang, and Wilson Wu
Temperature	24~25°C
Relative Humidity	50~51%

Note: The test site complies with ANSI C63.4 2014 requirement.

FCC Designation No.: TW1190 and TW0007



1.4 Applicable Standards

According to the specifications of the manufacturer, the EUT must comply with the requirements of the following standards:

- ♦ ANSI C63.26-2015
- ♦ ANSI / TIA-603-E
- ♦ 47 CFR Part 2, 22(H), 24(E), 27(L)
- ♦ FCC KDB 971168 D01 Power Meas. License Digital Systems v03r01
- ♦ FCC KDB 412172 D01 Determining ERP and EIRP v01r01

Remark:

1. All test items were verified and recorded according to the standards and without any deviation during the test.
2. This EUT has also been tested and complied with the requirements of FCC Part 15, Subpart B, recorded in a separate test report.



2 Test Configuration of Equipment Under Test

2.1 Test Mode

Antenna port conducted and radiated test items were performed according to KDB 971168 D01 Power Meas. License Digital Systems v03r01 with maximum output power.

For radiated measurement, pre-scanned in two angles of antenna, Horizontal angle and Vertical angle. The worst cases (Ant. Horizontal for PCS and AWS Band; Ant. Vertical for Cellular Band) were recorded in this report.

Radiated emissions were investigated as following frequency range:

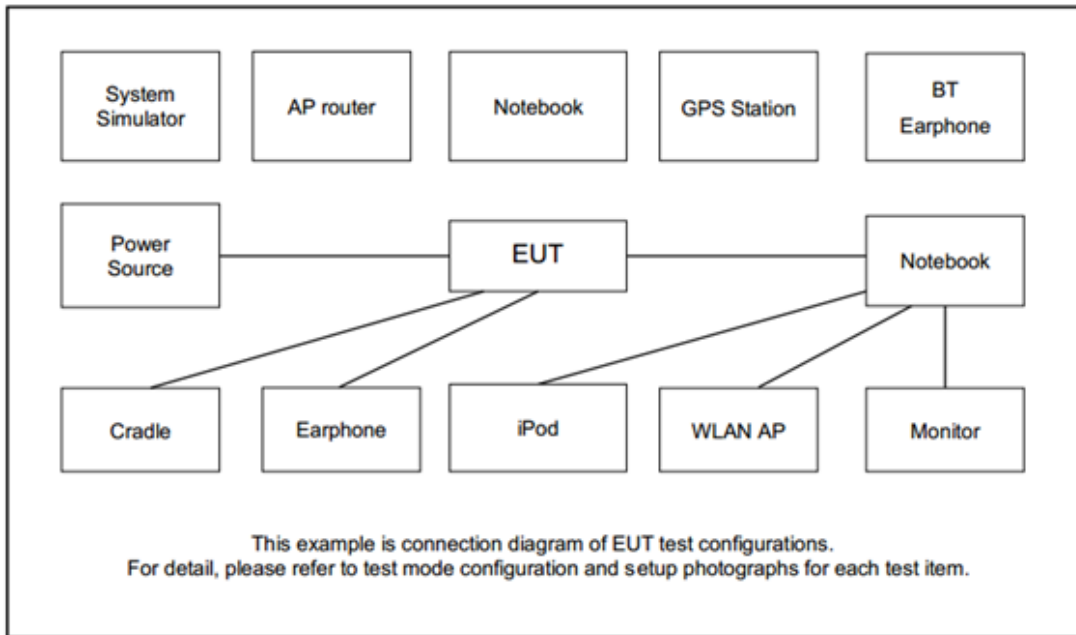
1. 30 MHz to 9000 MHz for GSM850 and WCDMA Band V.
2. 30 MHz to 18000 MHz for WCDMA Band IV.
3. 30 MHz to 19100 MHz for GSM1900 and WCDMA Band II.

All modes and data rates and positions were investigated.

Test modes are chosen to be reported as the worst case configuration below:

Test Modes		
Band	Radiated TCs	Conducted TCs
GSM 850	■ GPRS Class 8 Link ■ EDGE Class 8 Link	■ GPRS Class 8 Link ■ EDGE Class 8 Link
GSM 1900	■ GPRS Class 8 Link ■ EDGE Class 8 Link	■ GPRS Class 8 Link ■ EDGE Class 8 Link
WCDMA Band V	■ RMC 12.2Kbps Link	■ RMC 12.2Kbps Link
WCDMA Band II	■ RMC 12.2Kbps Link	■ RMC 12.2Kbps Link
WCDMA Band IV	■ RMC 12.2Kbps Link	■ RMC 12.2Kbps Link

2.2 Connection Diagram of Test System



2.3 Support Unit used in test configuration

Item	Equipment	Trade Name	Model No.	FCC ID	Data Cable	Power Cord
1.	System Simulator	R&S	CMU 200	N/A	N/A	Unshielded, 1.8 m
2.	System Simulator	Anritsu	MT8820C	N/A	N/A	Unshielded, 1.8 m

2.4 Measurement Results Explanation Example

For all conducted test items:

The offset level is set in the spectrum analyzer to compensate the RF cable loss and attenuator factor between RF conducted output port and spectrum analyzer. With the offset compensation, the spectrum analyzer reading level will be exactly the RF output level.

The spectrum analyzer offset is derived from RF cable loss and attenuator factor.

Offset = RF cable loss + attenuator factor.

The following shows an offset computation example with RF cable loss 4.2 dB and a 10dB attenuator.

Example:

$$\begin{aligned} \text{Offset}(dB) &= \text{RF cable loss}(dB) + \text{attenuator factor}(dB). \\ &= 4.2 + 10 = 14.2 \text{ (dB)} \end{aligned}$$



2.5 Frequency List of Low/Middle/High Channels

Frequency List				
Band	Channel/Frequency(MHz)	Lowest	Middle	Highest
GSM850	Channel	128	189	251
	Frequency	824.2	836.4	848.8
WCDMA Band V	Channel	4132	4182	4233
	Frequency	826.4	836.4	846.6
GSM1900	Channel	512	661	810
	Frequency	1850.2	1880.0	1909.8
WCDMA Band II	Channel	9262	9400	9538
	Frequency	1852.4	1880.0	1907.6
WCDMA Band IV	Channel	1312	1413	1513
	Frequency	1712.4	1732.6	1752.6


3 Conducted Test Result

3.1 Measuring Instruments

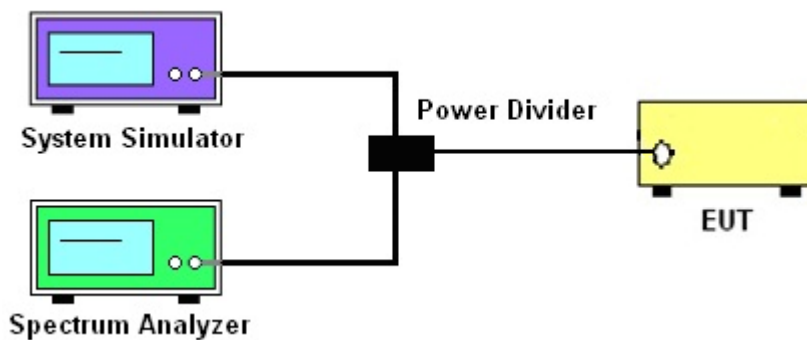
See list of measuring instruments of this test report.

3.1.1 Test Setup

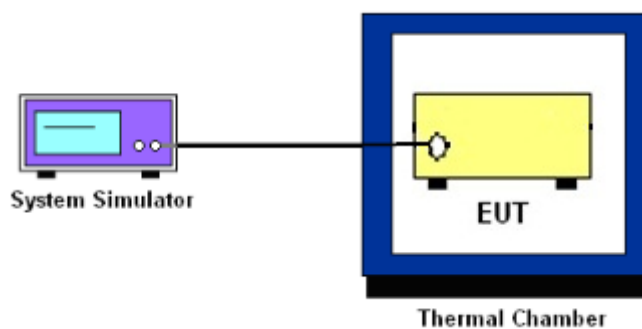
3.1.2 Conducted Output Power



3.1.3 Peak-to-Average Ratio, Occupied Bandwidth, Conducted Band-Edge and Conducted Spurious Emission



3.1.4 Frequency Stability



3.1.5 Test Result of Conducted Test

Please refer to Appendix A.



3.2 Conducted Output Power and ERP/EIRP

3.2.1 Description of the Conducted Output Power and ERP/EIRP

A system simulator was used to establish communication with the EUT. Its parameters were set to enforce EUT transmitting at the maximum power. The measured power in the radio frequency on the transmitter output terminals shall be reported.

The ERP of mobile transmitters must not exceed 7 Watts for GSM850 and WCDMA Band V.

The EIRP of mobile transmitters must not exceed 2 Watts for GSM1900 and WCDMA Band II.

The EIRP of mobile transmitters must not exceed 1 Watts for WCDMA Band IV.

According to KDB 412172 D01 Power Approach,

$EIRP = P_T + G_T - L_C$, $ERP = EIRP - 2.15$, where

P_T = transmitter output power in dBm

G_T = gain of the transmitting antenna in dBi

L_C = signal attenuation in the connecting cable between the transmitter and antenna in dB

3.2.2 Test Procedures

1. The transmitter output port was connected to the system simulator.
2. Set EUT at maximum power through system simulator.
3. Select lowest, middle, and highest channels for each band and different modulation.
4. Measure the maximum burst average power for GSM and maximum average power for other modulation signal.



3.3 Peak-to-Average Ratio

3.3.1 Description of the PAR Measurement

The peak-to-average ratio (PAR) of the transmission may not exceed 13 dB.

3.3.2 Test Procedures

The testing follows FCC KDB 971168 D01 v03r01 Section 5.7.1

1. The EUT was connected to spectrum analyzer and system simulator via a power divider.
2. Set EUT to transmit at maximum output power.
3. When the duty cycle is less than 98%, then signal gating will be implemented on the spectrum analyzer by triggering from the system simulator.
4. Set the CCDF (Complementary Cumulative Distribution Function) option of the spectrum analyzer.
5. Record the maximum PAPR level associated with a probability of 0.1%.



3.4 99% Occupied Bandwidth and 26dB Bandwidth Measurement

3.4.1 Description of 99% Occupied Bandwidth and 26dB Bandwidth Measurement

The occupied bandwidth is the width of a frequency band such that, below the lower and above the upper frequency limits, the mean powers emitted are each equal to a specified percentage 0.5% of the total mean transmitted power.

The 26 dB emission bandwidth is defined as the frequency range between two points, one above and one below the carrier frequency, at which the spectral density of the emission is attenuated 26 dB below the maximum in-band spectral density of the modulated signal. Spectral density (power per unit bandwidth) is to be measured with a detector of resolution bandwidth equal to approximately 1.0% of the emission bandwidth.

3.4.2 Test Procedures

The testing follows FCC KDB 971168 D01 v03r01 Section 4.2

1. The EUT was connected to spectrum analyzer and system simulator via a power divider.
2. The spectrum analyzer center frequency is set to the nominal EUT channel center frequency. The span range for the spectrum analyzer shall be between two and five times the anticipated OBW.
3. The nominal resolution bandwidth (RBW) shall be in the range of 1 to 5 % of the anticipated OBW, and the VBW shall be at least 3 times the RBW.
4. Set the detection mode to peak, and the trace mode to max hold.
5. Determine the reference value: Set the EUT to transmit a modulated signal. Allow the trace to stabilize. Set the spectrum analyzer marker to the highest level of the displayed trace.
(this is the reference value)
6. Determine the “-26 dB down amplitude” as equal to (Reference Value – X).
7. Place two markers, one at the lowest and the other at the highest frequency of the envelope of the spectral display such that each marker is at or slightly below the “-X dB down amplitude” determined in step 6. If a marker is below this “-X dB down amplitude” value it shall be placed as close as possible to this value. The OBW is the positive frequency difference between the two markers.
8. Use the 99 % power bandwidth function of the spectrum analyzer and report the measured bandwidth.



3.5 Conducted Band Edge

3.5.1 Description of Conducted Band Edge Measurement

The power of any emission outside of the authorized operating frequency ranges must be lower than the transmitter power (P) by a factor of at least $43 + 10 \log (P)$ dB.

3.5.2 Test Procedures

The testing follows FCC KDB 971168 D01 v03r01 Section 6.0.

1. The EUT was connected to the spectrum analyzer and system simulator via a power divider.
2. The RF output of EUT was connected to the spectrum analyzer by an RF cable and attenuator. The path loss was compensated to the results for each measurement.
3. The band edges of low and high channels for the highest RF powers were measured.
4. The RF fundamental frequency should be excluded against the limit line in the operating frequency band.
5. The limit line is derived from $43 + 10\log(P)$ dB below the transmitter power P(Watts)



3.6 Conducted Spurious Emission

3.6.1 Description of Conducted Spurious Emission Measurement

The power of any emission outside of the authorized operating frequency ranges must be lower than the transmitter power (P) by a factor of at least $43 + 10 \log (P)$ dB.

It is measured by means of a calibrated spectrum analyzer and scanned from 30 MHz up to a frequency including its 10th harmonic.

3.6.2 Test Procedures

The testing follows FCC KDB 971168 D01 v03r01 Section 6.0.

1. The EUT was connected to the spectrum analyzer and system simulator via a power divider.
2. The RF output of EUT was connected to the spectrum analyzer by an RF cable and attenuator. The path loss was compensated to the results for each measurement.
3. The middle channel for the highest RF power within the transmitting frequency was measured.
4. The conducted spurious emission for the whole frequency range was taken.
5. The RF fundamental frequency should be excluded against the limit line in the operating frequency band.
6. The limit line is derived from $43 + 10\log(P)$ dB below the transmitter power P(Watts)



3.7 Frequency Stability

3.7.1 Description of Frequency Stability Measurement

22.355

The frequency stability shall be measured by variation of ambient temperature and variation of primary supply voltage to ensure that the fundamental emission stays within the authorized frequency block. The frequency stability of the transmitter shall be maintained within $\pm 0.00025\%$ ($\pm 2.5\text{ppm}$) of the center frequency.

24.235 & 27.54

The frequency stability shall be sufficient to ensure that the fundamental emission stays within the authorized frequency block.

3.7.2 Test Procedures for Temperature Variation

The testing follows FCC KDB 971168 D01 v03r01 Section 9.0.

1. The EUT was set up in the thermal chamber and connected with the system simulator.
2. With power OFF, the temperature was decreased to -30°C and the EUT was stabilized before testing. Power was applied and the maximum change in frequency was recorded within one minute.
3. With power OFF, the temperature was raised in 10°C steps up to 50°C . The EUT was stabilized at each step for at least half an hour. Power was applied and the maximum frequency change was recorded within one minute.

3.7.3 Test Procedures for Voltage Variation

The testing follows FCC KDB 971168 D01 v03r01 Section 9.0.

1. The EUT was placed in a temperature chamber at $20\pm 5^{\circ}\text{C}$ and connected with the system simulator.
2. The power supply voltage to the EUT was varied from 85% to 115% of the nominal value measured at the input to the EUT.
3. The variation in frequency was measured for the worst case.

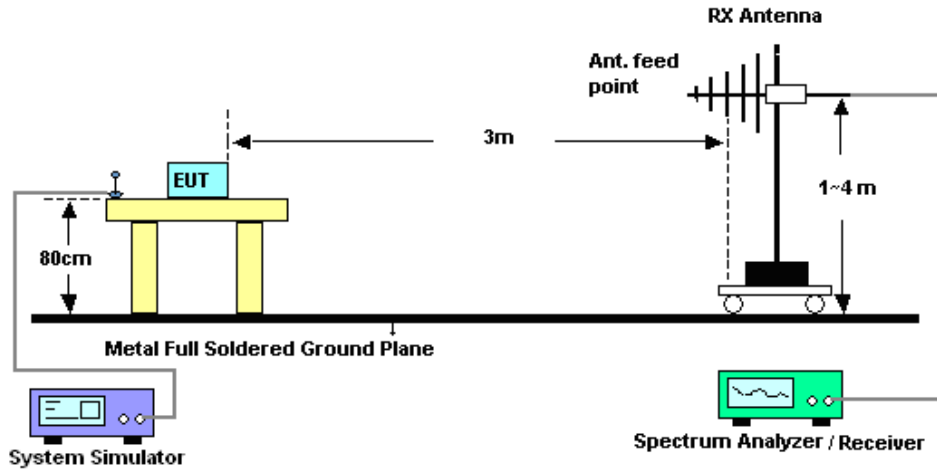
4 Radiated Test Items

4.1 Measuring Instruments

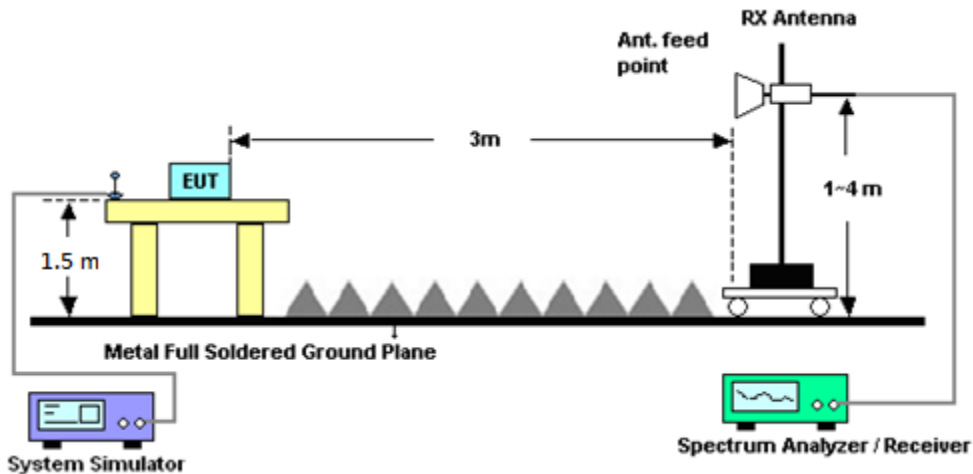
See list of measuring instruments of this test report.

4.2 Test Setup

For radiated test from 30MHz to 1GHz



For radiated test above 1GHz



4.3 Test Result of Radiated Test

Please refer to Appendix B.



4.4 Field Strength of Spurious Radiation Measurement

4.4.1 Description of Field Strength of Spurious Radiated Measurement

The power of any emission outside of the authorized operating frequency ranges must be attenuated below the transmitter power (P) by a factor of at least $43 + 10 \log (P)$ dB. The spectrum is scanned from 30 MHz up to a frequency including its 10th harmonic.

4.4.2 Test Procedures

The testing follows FCC KDB 971168 D01 v03r01 Section 5.8 and ANSI / TIA-603-E Section 2.2.12.

1. The EUT was placed on a rotatable wooden table 0.8 meters for frequency below 1GHz and 1.5 meter for frequency above 1GHz above the ground.
2. The EUT was set 3 meters from the receiving antenna, which was mounted on the antenna tower.
3. The table was rotated 360 degrees to determine the position of the highest spurious emission.
4. The height of the receiving antenna is varied between one meter and four meters to search for the maximum spurious emission for both horizontal and vertical polarizations.
5. Make the measurement with the spectrum analyzer's RBW = 1MHz, VBW = 3MHz, taking record of maximum spurious emission.
6. A horn antenna was substituted in place of the EUT and was driven by a signal generator.
7. Tune the output power of signal generator to the same emission level with EUT maximum spurious emission.
8. Taking the record of output power at antenna port.
9. Repeat step 7 to step 8 for another polarization.
10. $EIRP (dBm) = S.G. Power - Tx Cable Loss + Tx Antenna Gain$
11. $ERP (dBm) = EIRP - 2.15$
12. The RF fundamental frequency should be excluded against the limit line in the operating frequency band.
13. The limit line is derived from $43 + 10\log(P)$ dB below the transmitter power P(Watts)



5 List of Measuring Equipment

Instrument	Manufacturer	Model No.	Serial No.	Characteristics	Calibration Date	Test Date	Due Date	Remark
Spectrum Analyzer	Rohde & Schwarz	FSP30	101329	9kHz~30GHz	Jun. 29, 2018	May 15, 2019	Jun. 28, 2019	Conducted (TH03-HY)
Temperature Chamber	ESPEC	SU-641	92013721	-30°C ~70°C	Dec. 06, 2017	May 15, 2019	Dec. 05, 2019	Conducted (TH03-HY)
Programmable Power Supply	GW Instek	PSS-2005	EL883644	Voltage:0~20V; Current:0~5A	Dec. 06, 2017	May 15, 2019	Dec. 05, 2019	Conducted (TH03-HY)
Base Station (Measure)	Rohde & Schwarz	CMU200	117995	GSM / GPRS / WCDMA / CDMA	Aug. 10, 2018	May 15, 2019	Aug. 09, 2019	Conducted (TH03-HY)
Amplifier	Sonoma-Instrument	310 N	187282	9KHz~1GHz	Dec. 18, 2018	May 12, 2019~ May 14, 2019	Dec. 17, 2019	Radiation (03CH13-HY)
Bilog Antenna	TESEQ	CBL 6111D&00800 N1D01N-06	40103&07	30MHz to 1GHz	Apr. 30, 2019	May 12, 2019~ May 14, 2019	Apr. 29, 2020	Radiation (03CH13-HY)
Horn Antenna	SCHWARZBECK	BBHA 9120 D	9120D-1241	1GHz ~ 18GHz	Jun. 29, 2018	May 12, 2019~ May 14, 2019	Jun. 28, 2019	Radiation (03CH13-HY)
Preamplifier	MITEQ	AMF-7D-0010 1800-30-10P	1590074	1GHz~18GHz	May 21, 2018	May 12, 2019~ May 14, 2019	May 20, 2019	Radiation (03CH13-HY)
Preamplifier	Keysight	83017A	MY53270147	1GHz~26.5GHz	Mar. 15, 2019	May 12, 2019~ May 14, 2019	Mar. 14, 2020	Radiation (03CH13-HY)
Signal Generator	Rohde & Schwarz	SMB 100A	105048	9kHz~1.1GHz	May 22, 2018	May 12, 2019~ May 14, 2019	May 21, 2019	Radiation (03CH13-HY)
Spectrum Analyzer	Keysight	N9010A	MY55370526	10Hz~44GHz	Mar. 19, 2019	May 12, 2019~ May 14, 2019	Mar. 18, 2020	Radiation (03CH13-HY)
Antenna Mast	E MEC	AM-BS-4500-B	N/A	1m~4m	N/A	May 12, 2019~ May 14, 2019	N/A	Radiation (03CH13-HY)
Turn Table	E MEC	TT2000	N/A	0~360 Degree	N/A	May 12, 2019~ May 14, 2019	N/A	Radiation (03CH13-HY)
Preamplifier	E MEC	EM18G40G	060715	18GHz ~ 40GHz	Dec. 06, 2018	May 12, 2019~ May 14, 2019	Dec. 05, 2019	Radiation (03CH13-HY)
RF Cable	HUBER + SUHNER	SF102/2*11S K252	MY4278/2	9kHz~40GHz	May 17, 2018	May 12, 2019~ May 14, 2019	May 16, 2019	Radiation (03CH13-HY)
RF Cable	HUBER + SUHNER	SUCOFLEX 104	MY24961/4	30M-18G	Feb. 13, 2019	May 12, 2019~ May 14, 2019	Feb. 12, 2020	Radiation (03CH13-HY)
RF Cable	HUBER + SUHNER	SUCOFLEX 102	MY2859/2	30M~40GHz	Mar. 13, 2019	May 12, 2019~ May 14, 2019	Mar. 12, 2020	Radiation (03CH13-HY)
SHF-EHF Horn Antenna	SCHWARZBECK	BBHA 9170	BBHA9170584	18GHz- 40GHz	Dec. 05, 2018	May 12, 2019~ May 14, 2019	Dec. 04, 2019	Radiation (03CH13-HY)



6 Uncertainty of Evaluation

Uncertainty of Radiated Emission Measurement (30 MHz ~ 1000 MHz)

Measuring Uncertainty for a Level of Confidence of 95% ($U = 2Uc(y)$)	3.07
---	------

Uncertainty of Radiated Emission Measurement (1 GHz ~ 18 GHz)

Measuring Uncertainty for a Level of Confidence of 95% ($U = 2Uc(y)$)	3.48
---	------

Uncertainty of Radiated Emission Measurement (18 GHz ~ 40 GHz)

Measuring Uncertainty for a Level of Confidence of 95% ($U = 2Uc(y)$)	3.92
---	------



Appendix A. Test Results of Conducted Test

Conducted Output Power(Average power)

Conducted Power (*Unit: dBm)						
Band	GSM850			GSM1900		
Channel	128	189	251	512	661	810
Frequency	824.2	836.4	848.8	1850.2	1880	1909.8
GPRS class 8	31.74	32.52	32.54	28.84	29.28	29.24
GPRS class 10	30.66	31.44	31.43	27.79	28.32	28.29
GPRS class 11	29.15	29.97	29.84	26.18	26.48	26.74
GPRS class 12	28.07	28.80	28.64	23.88	24.30	24.57
EGPRS class 8	26.26	26.94	26.73	25.87	26.38	26.44
EGPRS class 10	25.14	25.93	25.73	25.73	26.20	26.28
EGPRS class 11	23.52	24.25	24.14	25.66	26.01	26.11
EGPRS class 12	22.44	23.23	23.05	23.90	24.32	24.47

Conducted Power (*Unit: dBm)						
Band	WCDMA Band V			WCDMA Band II		
Channel	4132	4182	4233	9262	9400	9538
Frequency	826.4	836.4	846.6	1852.4	1880	1907.6
RMC 12.2K	22.63	23.15	22.64	22.87	22.97	22.94
HSDPA Subtest-1	21.91	22.00	21.90	21.83	21.92	22.00
HSDPA Subtest-2	22.00	23.03	23.03	21.94	21.96	22.01
HSDPA Subtest-3	21.52	22.57	22.57	21.54	21.54	21.53
HSDPA Subtest-4	21.57	22.54	22.56	21.44	21.45	21.57
HSUPA Subtest-1	21.88	21.81	22.72	21.51	21.63	22.04
HSUPA Subtest-2	21.17	21.43	21.37	20.93	20.22	21.18
HSUPA Subtest-3	21.03	22.00	21.15	20.51	20.52	20.92
HSUPA Subtest-4	21.30	21.48	21.27	21.46	21.49	21.37
HSUPA Subtest-5	22.26	23.05	23.11	21.94	22.03	22.11

Conducted Power (*Unit: dBm)			
Band	WCDMA Band IV		
Channel	1312	1413	1513
Frequency	1712.4	1732.6	1752.6
RMC 12.2K	23.18	22.60	22.65
HSDPA Subtest-1	22.00	21.92	21.91
HSDPA Subtest-2	22.00	22.01	22.00
HSDPA Subtest-3	21.72	21.53	21.51
HSDPA Subtest-4	21.69	21.10	21.56
HSUPA Subtest-1	21.81	21.58	21.61
HSUPA Subtest-2	20.97	20.56	21.03
HSUPA Subtest-3	20.50	20.65	21.00
HSUPA Subtest-4	21.37	21.29	20.97
HSUPA Subtest-5	22.17	21.91	22.09



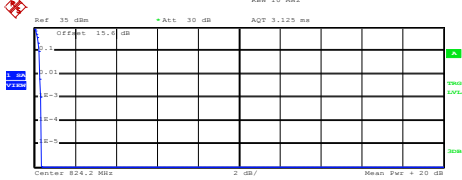
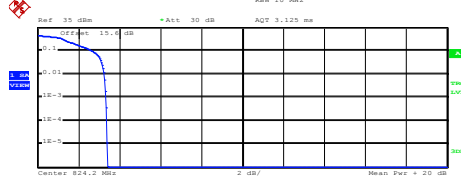
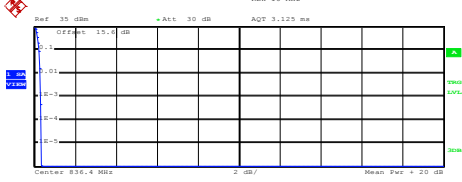
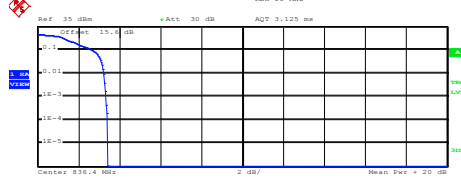
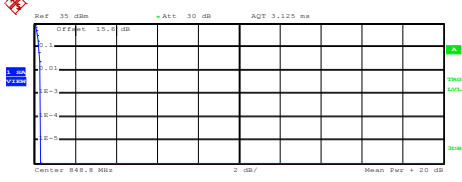
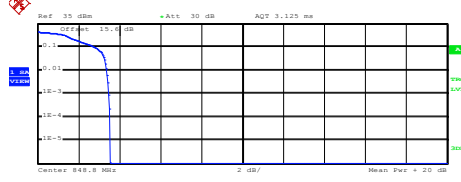
A2. GSM

Peak-to-Average Ratio

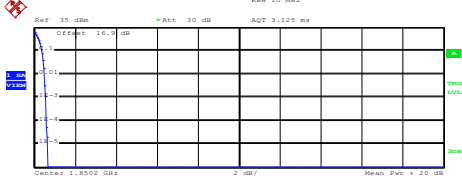
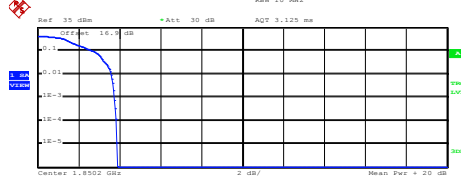
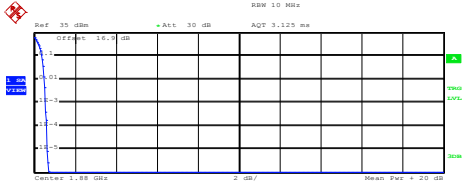
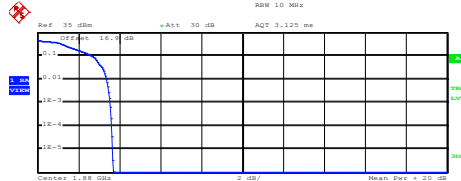

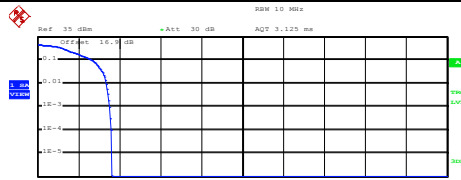
Mode	GSM850		Limit: 13dB
Mod.	GPRS class 8	EDGE class 8	Result
Lowest CH	0.32	3.36	PASS
Middle CH	0.32	3.36	
Highest CH	0.32	3.48	

Mode	GSM1900		Limit: 13dB
Mod.	GPRS class 8	EDGE class 8	Result
Lowest CH	0.56	3.76	PASS
Middle CH	0.56	3.56	
Highest CH	0.60	3.52	



GSM850 (GPRS class 8)	GSM850 (EDGE class 8)																
<p style="text-align: center;">Lowest Channel</p>  <p>Center 824.2 MHz 2 dB/ Mean Pwr + 20 dB</p> <p>Complementary Cumulative Distribution Function (100000 samples) Trace 1 Mean 30.57 dBm Peak 30.92 dBm Crest 0.35 dB</p> <table border="1"> <tr><td>10 %</td><td>0.24 dB</td></tr> <tr><td>1 %</td><td>0.28 dB</td></tr> <tr><td>.1 %</td><td>0.32 dB</td></tr> <tr><td>.01 %</td><td>0.36 dB</td></tr> </table> <p>Date: 17.MAY.2019 16:12:09</p>	10 %	0.24 dB	1 %	0.28 dB	.1 %	0.32 dB	.01 %	0.36 dB	<p style="text-align: center;">Lowest Channel</p>  <p>Center 824.2 MHz 2 dB/ Mean Pwr + 20 dB</p> <p>Complementary Cumulative Distribution Function (100000 samples) Trace 1 Mean 25.16 dBm Peak 28.60 dBm Crest 3.43 dB</p> <table border="1"> <tr><td>10 %</td><td>2.68 dB</td></tr> <tr><td>1 %</td><td>3.24 dB</td></tr> <tr><td>.1 %</td><td>3.36 dB</td></tr> <tr><td>.01 %</td><td>3.40 dB</td></tr> </table> <p>Date: 17.MAY.2019 17:08:36</p>	10 %	2.68 dB	1 %	3.24 dB	.1 %	3.36 dB	.01 %	3.40 dB
10 %	0.24 dB																
1 %	0.28 dB																
.1 %	0.32 dB																
.01 %	0.36 dB																
10 %	2.68 dB																
1 %	3.24 dB																
.1 %	3.36 dB																
.01 %	3.40 dB																
<p style="text-align: center;">Middle Channel</p>  <p>Center 830.4 MHz 2 dB/ Mean Pwr + 20 dB</p> <p>Complementary Cumulative Distribution Function (100000 samples) Trace 1 Mean 31.34 dBm Peak 31.70 dBm Crest 0.36 dB</p> <table border="1"> <tr><td>10 %</td><td>0.24 dB</td></tr> <tr><td>1 %</td><td>0.28 dB</td></tr> <tr><td>.1 %</td><td>0.32 dB</td></tr> <tr><td>.01 %</td><td>0.36 dB</td></tr> </table> <p>Date: 17.MAY.2019 16:12:26</p>	10 %	0.24 dB	1 %	0.28 dB	.1 %	0.32 dB	.01 %	0.36 dB	<p style="text-align: center;">Middle Channel</p>  <p>Center 830.4 MHz 2 dB/ Mean Pwr + 20 dB</p> <p>Complementary Cumulative Distribution Function (100000 samples) Trace 1 Mean 25.88 dBm Peak 29.30 dBm Crest 3.42 dB</p> <table border="1"> <tr><td>10 %</td><td>2.68 dB</td></tr> <tr><td>1 %</td><td>3.24 dB</td></tr> <tr><td>.1 %</td><td>3.36 dB</td></tr> <tr><td>.01 %</td><td>3.40 dB</td></tr> </table> <p>Date: 17.MAY.2019 17:09:07</p>	10 %	2.68 dB	1 %	3.24 dB	.1 %	3.36 dB	.01 %	3.40 dB
10 %	0.24 dB																
1 %	0.28 dB																
.1 %	0.32 dB																
.01 %	0.36 dB																
10 %	2.68 dB																
1 %	3.24 dB																
.1 %	3.36 dB																
.01 %	3.40 dB																
<p style="text-align: center;">Highest Channel</p>  <p>Center 848.8 MHz 2 dB/ Mean Pwr + 20 dB</p> <p>Complementary Cumulative Distribution Function (100000 samples) Trace 1 Mean 31.32 dBm Peak 31.63 dBm Crest 0.31 dB</p> <table border="1"> <tr><td>10 %</td><td>0.24 dB</td></tr> <tr><td>1 %</td><td>0.32 dB</td></tr> <tr><td>.1 %</td><td>0.32 dB</td></tr> <tr><td>.01 %</td><td>0.32 dB</td></tr> </table> <p>Date: 17.MAY.2019 16:12:48</p>	10 %	0.24 dB	1 %	0.32 dB	.1 %	0.32 dB	.01 %	0.32 dB	<p style="text-align: center;">Highest Channel</p>  <p>Center 848.8 MHz 2 dB/ Mean Pwr + 20 dB</p> <p>Complementary Cumulative Distribution Function (100000 samples) Trace 1 Mean 25.56 dBm Peak 29.09 dBm Crest 3.53 dB</p> <table border="1"> <tr><td>10 %</td><td>2.80 dB</td></tr> <tr><td>1 %</td><td>3.36 dB</td></tr> <tr><td>.1 %</td><td>3.48 dB</td></tr> <tr><td>.01 %</td><td>3.56 dB</td></tr> </table> <p>Date: 17.MAY.2019 17:09:27</p>	10 %	2.80 dB	1 %	3.36 dB	.1 %	3.48 dB	.01 %	3.56 dB
10 %	0.24 dB																
1 %	0.32 dB																
.1 %	0.32 dB																
.01 %	0.32 dB																
10 %	2.80 dB																
1 %	3.36 dB																
.1 %	3.48 dB																
.01 %	3.56 dB																



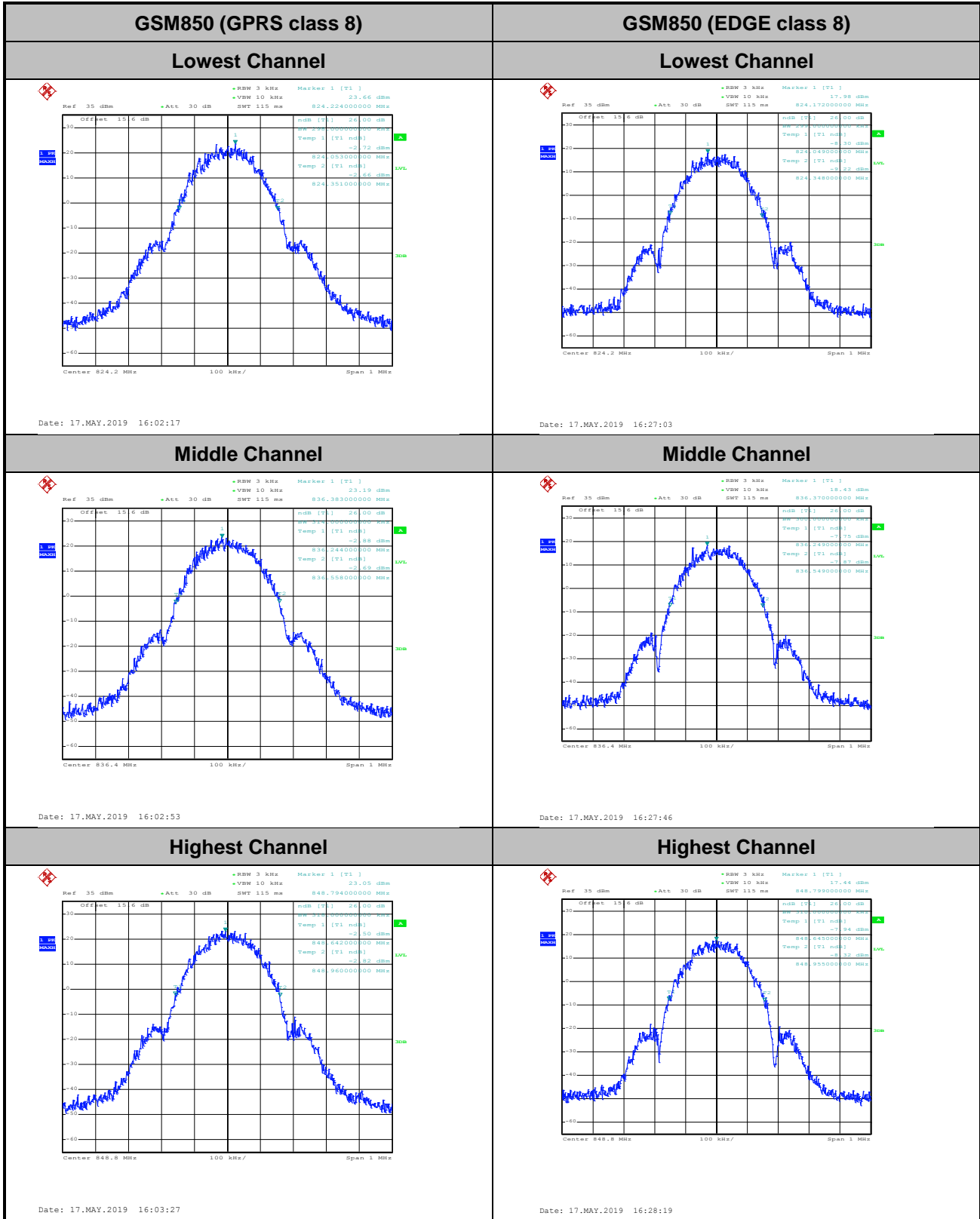
GSM1900 (GPRS class 8)	GSM1900 (EDGE class 8)																
<p style="text-align: center;">Lowest Channel</p>  <p>Center 1.8502 GHz 2 dB/ Mean Pwr + 20 dB</p> <p>Complementary Cumulative Distribution Function (100000 samples) Trace 1 Mean 17.70 dBm Peak 18.37 dBm Crest 0.66 dB</p> <table border="0"> <tr><td>10 %</td><td>0.36 dB</td></tr> <tr><td>1 %</td><td>0.52 dB</td></tr> <tr><td>.1 %</td><td>0.56 dB</td></tr> <tr><td>.01 %</td><td>0.60 dB</td></tr> </table> <p>Date: 17.MAY.2019 17:30:58</p>	10 %	0.36 dB	1 %	0.52 dB	.1 %	0.56 dB	.01 %	0.60 dB	<p style="text-align: center;">Lowest Channel</p>  <p>Center 1.8502 GHz 2 dB/ Mean Pwr + 20 dB</p> <p>Complementary Cumulative Distribution Function (100000 samples) Trace 1 Mean 21.68 dBm Peak 25.56 dBm Crest 3.88 dB</p> <table border="0"> <tr><td>10 %</td><td>2.72 dB</td></tr> <tr><td>1 %</td><td>3.60 dB</td></tr> <tr><td>.1 %</td><td>3.76 dB</td></tr> <tr><td>.01 %</td><td>3.84 dB</td></tr> </table> <p>Date: 17.MAY.2019 18:21:32</p>	10 %	2.72 dB	1 %	3.60 dB	.1 %	3.76 dB	.01 %	3.84 dB
10 %	0.36 dB																
1 %	0.52 dB																
.1 %	0.56 dB																
.01 %	0.60 dB																
10 %	2.72 dB																
1 %	3.60 dB																
.1 %	3.76 dB																
.01 %	3.84 dB																
<p style="text-align: center;">Middle Channel</p>  <p>Center 1.88 GHz 2 dB/ Mean Pwr + 20 dB</p> <p>Complementary Cumulative Distribution Function (100000 samples) Trace 1 Mean 17.88 dBm Peak 18.58 dBm Crest 0.70 dB</p> <table border="0"> <tr><td>10 %</td><td>0.36 dB</td></tr> <tr><td>1 %</td><td>0.48 dB</td></tr> <tr><td>.1 %</td><td>0.56 dB</td></tr> <tr><td>.01 %</td><td>0.60 dB</td></tr> </table> <p>Date: 17.MAY.2019 17:31:14</p>	10 %	0.36 dB	1 %	0.48 dB	.1 %	0.56 dB	.01 %	0.60 dB	<p style="text-align: center;">Middle Channel</p>  <p>Center 1.88 GHz 2 dB/ Mean Pwr + 20 dB</p> <p>Complementary Cumulative Distribution Function (100000 samples) Trace 1 Mean 22.17 dBm Peak 25.84 dBm Crest 3.68 dB</p> <table border="0"> <tr><td>10 %</td><td>2.68 dB</td></tr> <tr><td>1 %</td><td>3.36 dB</td></tr> <tr><td>.1 %</td><td>3.56 dB</td></tr> <tr><td>.01 %</td><td>3.64 dB</td></tr> </table> <p>Date: 17.MAY.2019 18:21:51</p>	10 %	2.68 dB	1 %	3.36 dB	.1 %	3.56 dB	.01 %	3.64 dB
10 %	0.36 dB																
1 %	0.48 dB																
.1 %	0.56 dB																
.01 %	0.60 dB																
10 %	2.68 dB																
1 %	3.36 dB																
.1 %	3.56 dB																
.01 %	3.64 dB																
<p style="text-align: center;">Highest Channel</p>  <p>Center 1.9098 GHz 2 dB/ Mean Pwr + 20 dB</p> <p>Complementary Cumulative Distribution Function (100000 samples) Trace 1 Mean 18.21 dBm Peak 18.86 dBm Crest 0.65 dB</p> <table border="0"> <tr><td>10 %</td><td>0.40 dB</td></tr> <tr><td>1 %</td><td>0.52 dB</td></tr> <tr><td>.1 %</td><td>0.60 dB</td></tr> <tr><td>.01 %</td><td>0.60 dB</td></tr> </table> <p>Date: 17.MAY.2019 17:31:33</p>	10 %	0.40 dB	1 %	0.52 dB	.1 %	0.60 dB	.01 %	0.60 dB	<p style="text-align: center;">Highest Channel</p>  <p>Center 1.9098 GHz 2 dB/ Mean Pwr + 20 dB</p> <p>Complementary Cumulative Distribution Function (100000 samples) Trace 1 Mean 22.16 dBm Peak 25.77 dBm Crest 3.61 dB</p> <table border="0"> <tr><td>10 %</td><td>2.68 dB</td></tr> <tr><td>1 %</td><td>3.36 dB</td></tr> <tr><td>.1 %</td><td>3.52 dB</td></tr> <tr><td>.01 %</td><td>3.60 dB</td></tr> </table> <p>Date: 17.MAY.2019 18:22:07</p>	10 %	2.68 dB	1 %	3.36 dB	.1 %	3.52 dB	.01 %	3.60 dB
10 %	0.40 dB																
1 %	0.52 dB																
.1 %	0.60 dB																
.01 %	0.60 dB																
10 %	2.68 dB																
1 %	3.36 dB																
.1 %	3.52 dB																
.01 %	3.60 dB																

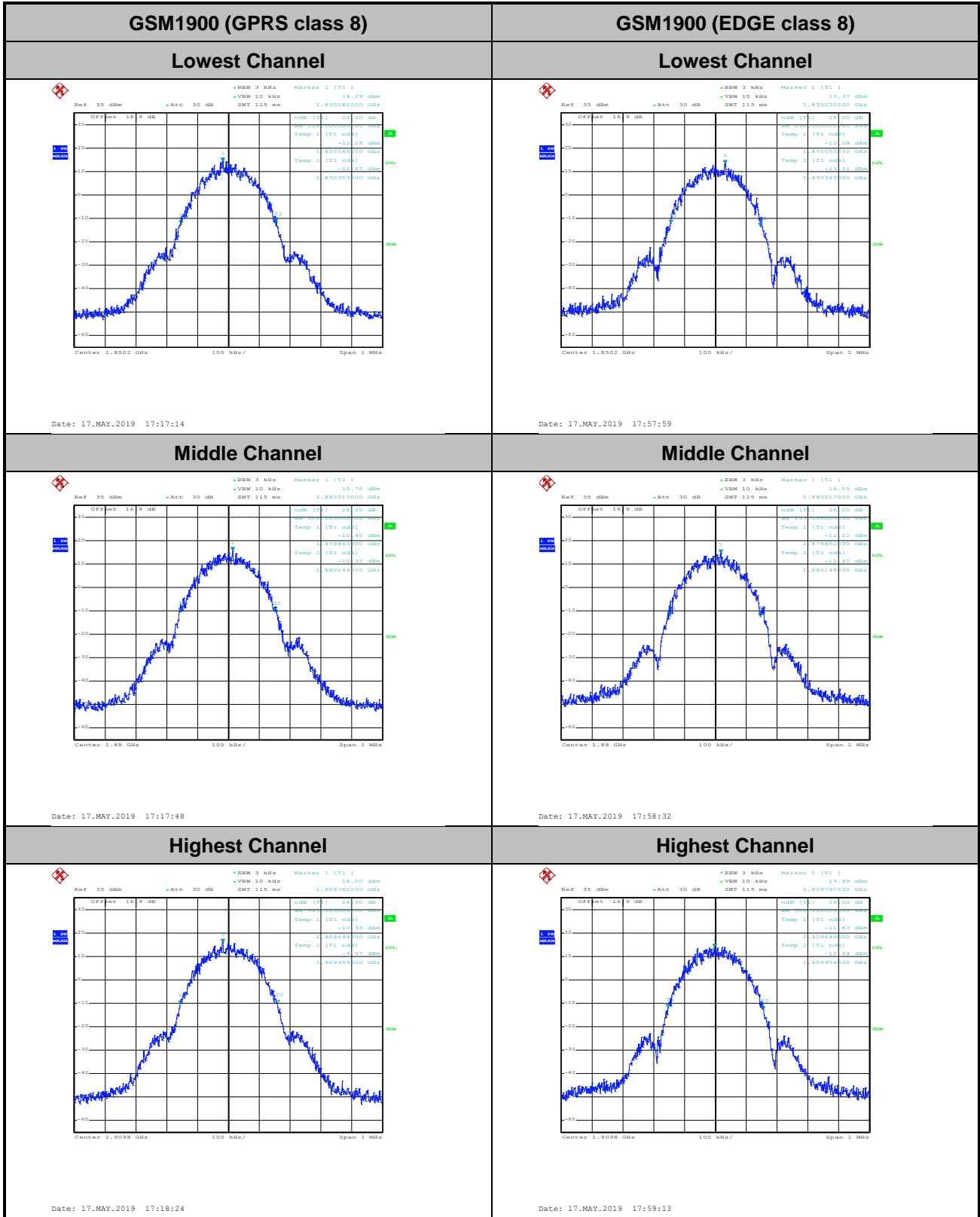


26dB Bandwidth

Mode	GSM850	
Mod.	GPRS class 8	EDGE class 8
Lowest CH	0.298	0.299
Middle CH	0.314	0.300
Highest CH	0.318	0.310

Mode	GSM1900	
Mod.	GPRS class 8	EDGE class 8
Lowest CH	0.308	0.290
Middle CH	0.306	0.293
Highest CH	0.315	0.308



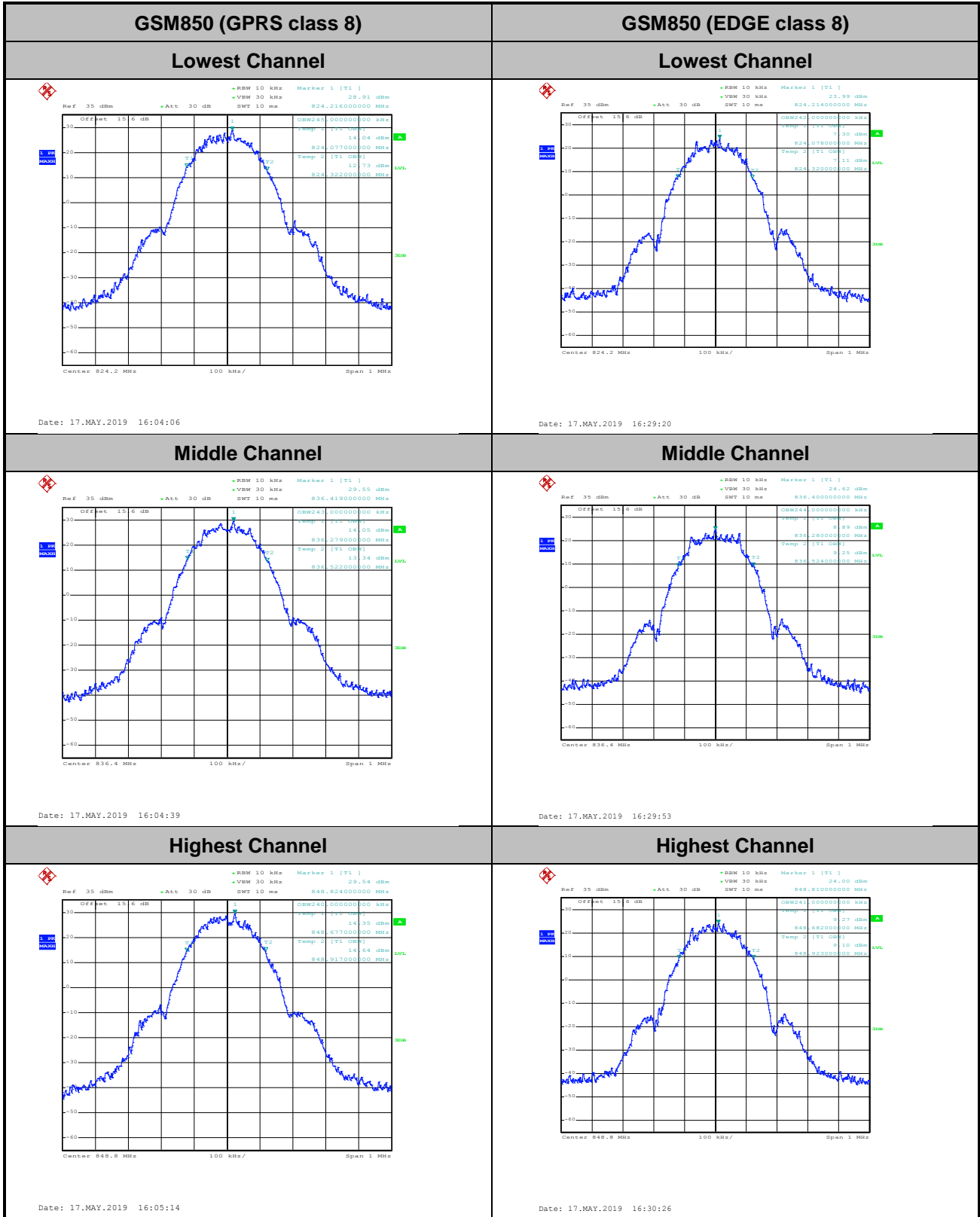




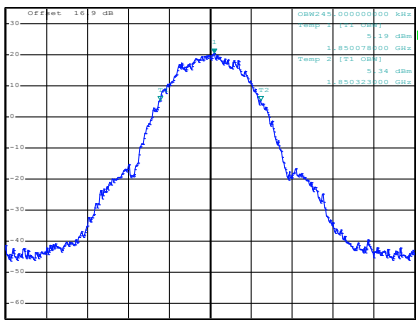
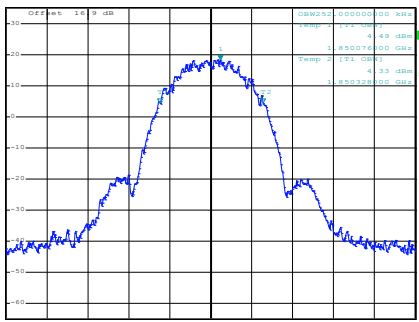
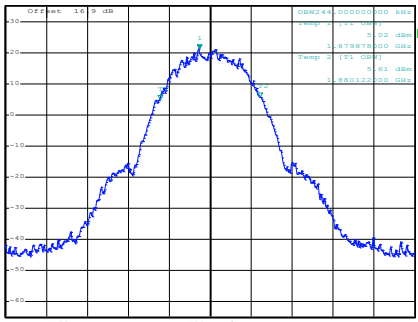
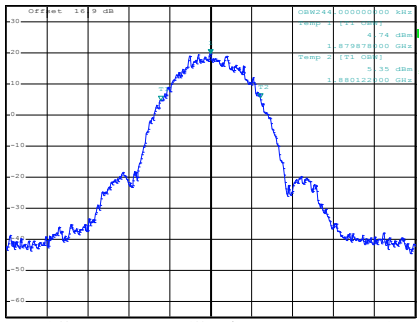
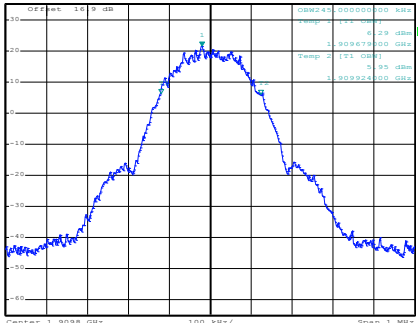
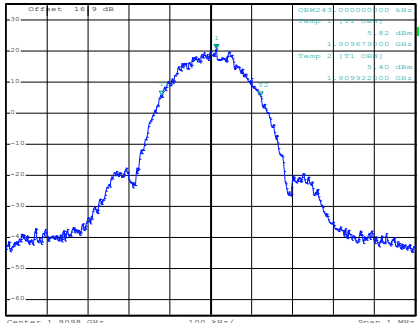
Occupied Bandwidth

Mode	GSM850	
Mod.	GPRS class 8	EDGE class 8
Lowest CH	0.245	0.242
Middle CH	0.243	0.244
Highest CH	0.240	0.241

Mode	GSM1900	
Mod.	GPRS class 8	EDGE class 8
Lowest CH	0.245	0.252
Middle CH	0.244	0.244
Highest CH	0.245	0.243

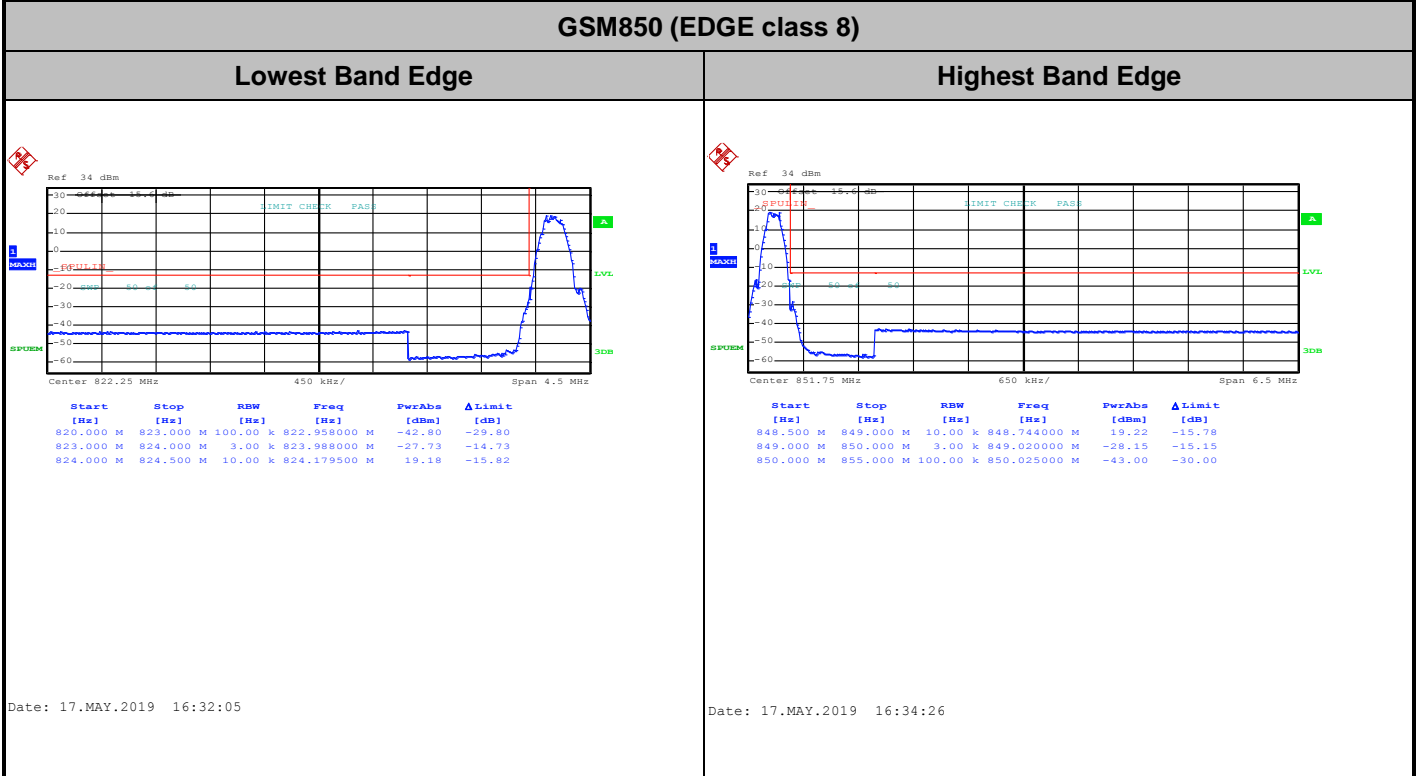
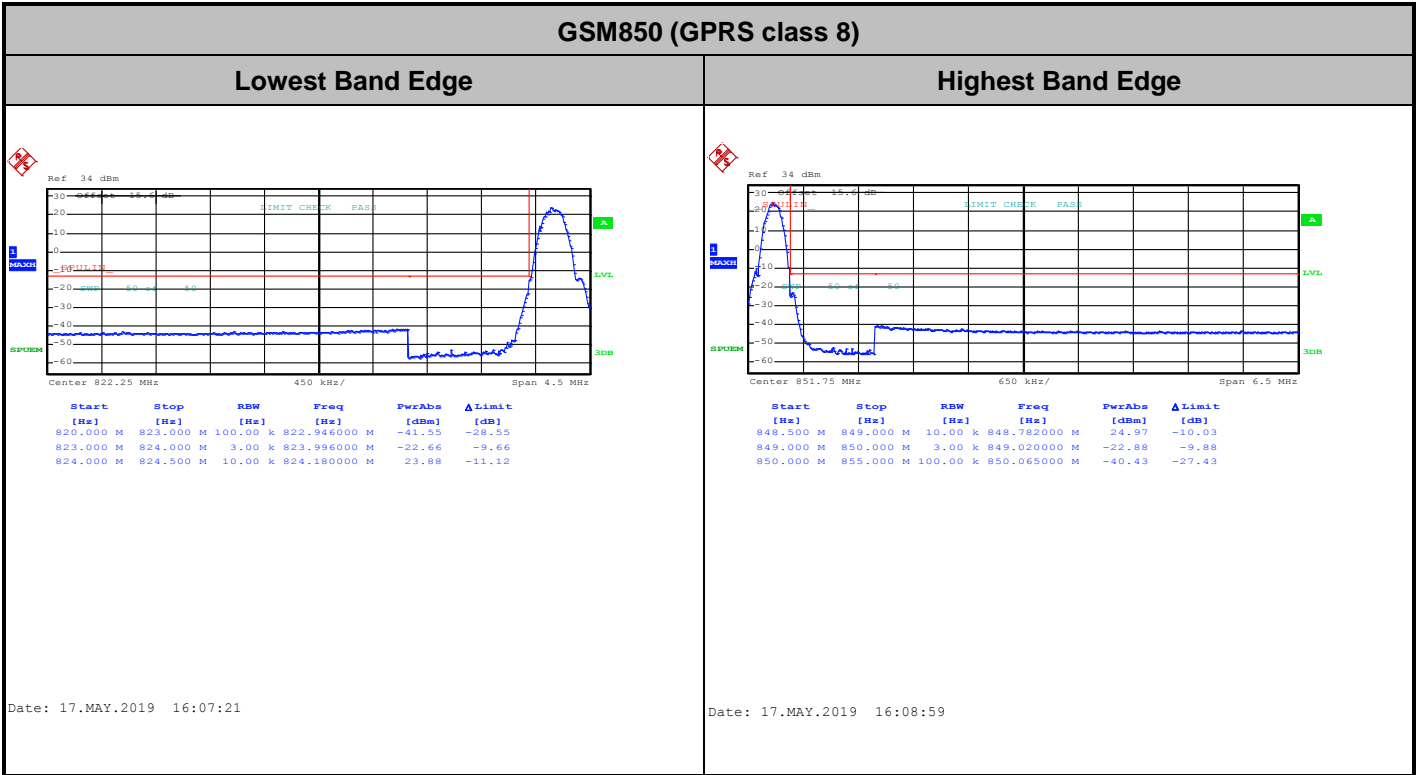




GSM1900 (GPRS class 8)	GSM1900 (EDGE class 8)
<p align="center">Lowest Channel</p>  <p>Date: 17.MAY.2019 17:19:03</p>	<p align="center">Lowest Channel</p>  <p>Date: 17.MAY.2019 17:59:59</p>
<p align="center">Middle Channel</p>  <p>Date: 17.MAY.2019 17:19:38</p>	<p align="center">Middle Channel</p>  <p>Date: 17.MAY.2019 18:01:23</p>
<p align="center">Highest Channel</p>  <p>Date: 17.MAY.2019 17:20:11</p>	<p align="center">Highest Channel</p>  <p>Date: 17.MAY.2019 18:02:48</p>



Conducted Band Edge

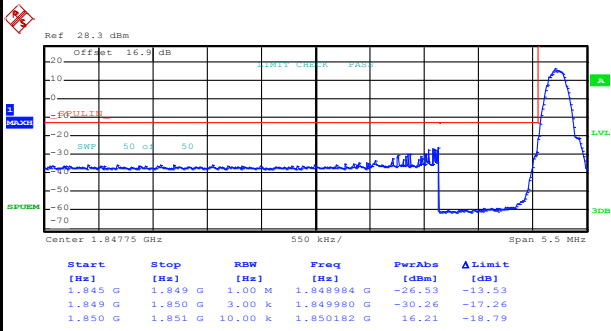




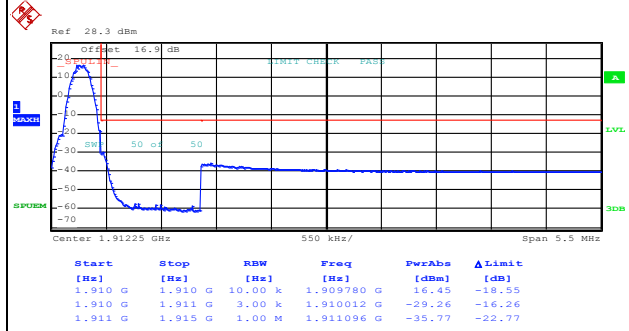
GSM1900 (GPRS class 8)

Lowest Band Edge

Highest Band Edge



Date: 17.MAY.2019 17:21:58

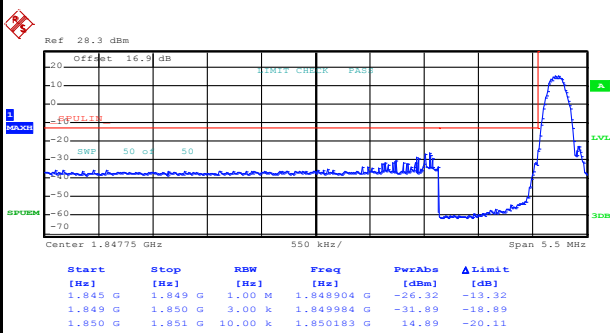


Date: 17.MAY.2019 17:26:07

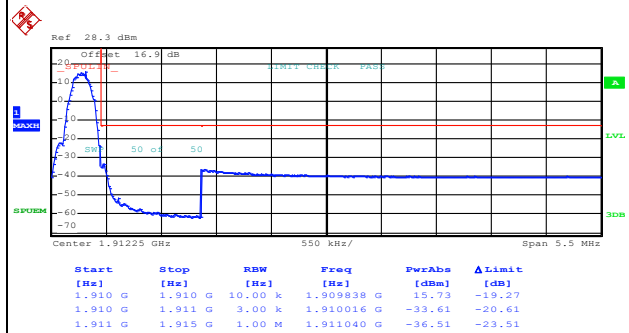
GSM1900 (EDGE class 8)

Lowest Band Edge

Highest Band Edge



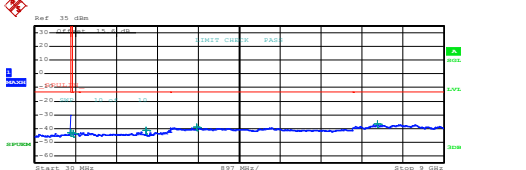
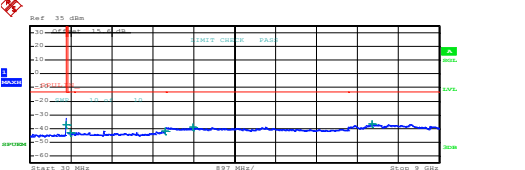
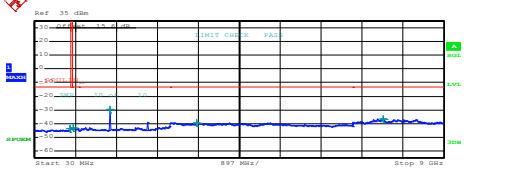
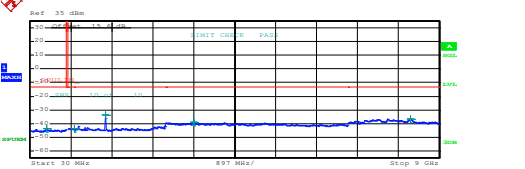
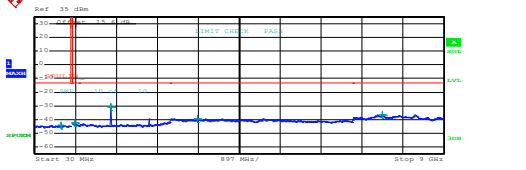
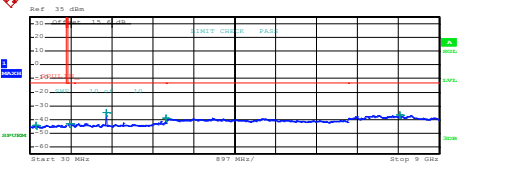
Date: 17.MAY.2019 18:04:22



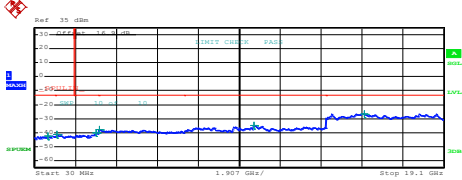
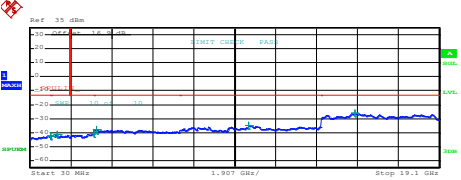
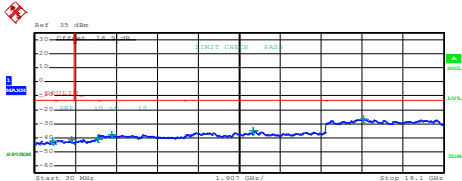
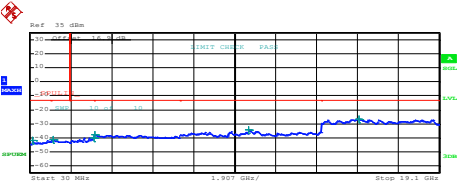
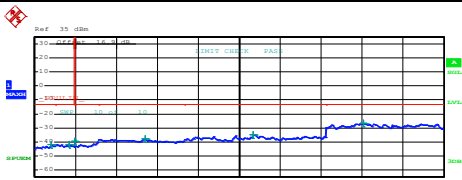
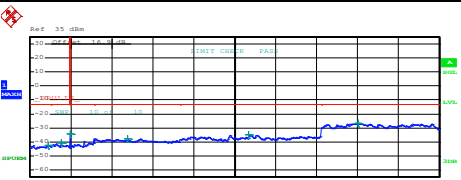
Date: 17.MAY.2019 18:06:16



Conducted Spurious Emission

GSM850 (GPRS class 8)	GSM850 (EDGE class 8)																																																																								
Lowest Channel	Lowest Channel																																																																								
 <table border="1" data-bbox="207 645 734 728"> <thead> <tr> <th>Start [Hz]</th> <th>Stop [Hz]</th> <th>RBW [Hz]</th> <th>Freq [Hz]</th> <th>PwrAve [dBm]</th> <th>ΔLimit [dB]</th> </tr> </thead> <tbody> <tr> <td>30,000 M</td> <td>820,000 M</td> <td>1,00 M</td> <td>819,802500 M</td> <td>-43.32</td> <td>-30.32</td> </tr> <tr> <td>855,000 M</td> <td>1,000 G</td> <td>1,00 M</td> <td>856,702501 M</td> <td>-43.52</td> <td>-30.52</td> </tr> <tr> <td>1,000 G</td> <td>3,000 G</td> <td>1,00 M</td> <td>2,473000 G</td> <td>-41.20</td> <td>-28.20</td> </tr> <tr> <td>3,000 G</td> <td>7,000 G</td> <td>1,00 M</td> <td>3,593000 G</td> <td>-39.28</td> <td>-26.28</td> </tr> <tr> <td>7,000 G</td> <td>9,000 G</td> <td>1,00 M</td> <td>7,350000 G</td> <td>-36.40</td> <td>-23.40</td> </tr> </tbody> </table> <p>Date: 17.MAY.2019 16:09:55</p>	Start [Hz]	Stop [Hz]	RBW [Hz]	Freq [Hz]	PwrAve [dBm]	ΔLimit [dB]	30,000 M	820,000 M	1,00 M	819,802500 M	-43.32	-30.32	855,000 M	1,000 G	1,00 M	856,702501 M	-43.52	-30.52	1,000 G	3,000 G	1,00 M	2,473000 G	-41.20	-28.20	3,000 G	7,000 G	1,00 M	3,593000 G	-39.28	-26.28	7,000 G	9,000 G	1,00 M	7,350000 G	-36.40	-23.40	 <table border="1" data-bbox="861 645 1388 728"> <thead> <tr> <th>Start [Hz]</th> <th>Stop [Hz]</th> <th>RBW [Hz]</th> <th>Freq [Hz]</th> <th>PwrAve [dBm]</th> <th>ΔLimit [dB]</th> </tr> </thead> <tbody> <tr> <td>30,000 M</td> <td>820,000 M</td> <td>1,00 M</td> <td>819,802500 M</td> <td>-37.41</td> <td>-24.41</td> </tr> <tr> <td>855,000 M</td> <td>1,000 G</td> <td>1,00 M</td> <td>819,827504 M</td> <td>-43.11</td> <td>-30.11</td> </tr> <tr> <td>1,000 G</td> <td>3,000 G</td> <td>1,00 M</td> <td>2,995000 G</td> <td>-41.64</td> <td>-28.64</td> </tr> <tr> <td>3,000 G</td> <td>7,000 G</td> <td>1,00 M</td> <td>3,608000 G</td> <td>-38.72</td> <td>-25.72</td> </tr> <tr> <td>7,000 G</td> <td>9,000 G</td> <td>1,00 M</td> <td>7,327500 G</td> <td>-36.82</td> <td>-23.82</td> </tr> </tbody> </table> <p>Date: 17.MAY.2019 16:45:26</p>	Start [Hz]	Stop [Hz]	RBW [Hz]	Freq [Hz]	PwrAve [dBm]	ΔLimit [dB]	30,000 M	820,000 M	1,00 M	819,802500 M	-37.41	-24.41	855,000 M	1,000 G	1,00 M	819,827504 M	-43.11	-30.11	1,000 G	3,000 G	1,00 M	2,995000 G	-41.64	-28.64	3,000 G	7,000 G	1,00 M	3,608000 G	-38.72	-25.72	7,000 G	9,000 G	1,00 M	7,327500 G	-36.82	-23.82
Start [Hz]	Stop [Hz]	RBW [Hz]	Freq [Hz]	PwrAve [dBm]	ΔLimit [dB]																																																																				
30,000 M	820,000 M	1,00 M	819,802500 M	-43.32	-30.32																																																																				
855,000 M	1,000 G	1,00 M	856,702501 M	-43.52	-30.52																																																																				
1,000 G	3,000 G	1,00 M	2,473000 G	-41.20	-28.20																																																																				
3,000 G	7,000 G	1,00 M	3,593000 G	-39.28	-26.28																																																																				
7,000 G	9,000 G	1,00 M	7,350000 G	-36.40	-23.40																																																																				
Start [Hz]	Stop [Hz]	RBW [Hz]	Freq [Hz]	PwrAve [dBm]	ΔLimit [dB]																																																																				
30,000 M	820,000 M	1,00 M	819,802500 M	-37.41	-24.41																																																																				
855,000 M	1,000 G	1,00 M	819,827504 M	-43.11	-30.11																																																																				
1,000 G	3,000 G	1,00 M	2,995000 G	-41.64	-28.64																																																																				
3,000 G	7,000 G	1,00 M	3,608000 G	-38.72	-25.72																																																																				
7,000 G	9,000 G	1,00 M	7,327500 G	-36.82	-23.82																																																																				
Middle Channel	Middle Channel																																																																								
 <table border="1" data-bbox="207 1160 734 1243"> <thead> <tr> <th>Start [Hz]</th> <th>Stop [Hz]</th> <th>RBW [Hz]</th> <th>Freq [Hz]</th> <th>PwrAve [dBm]</th> <th>ΔLimit [dB]</th> </tr> </thead> <tbody> <tr> <td>30,000 M</td> <td>820,000 M</td> <td>1,00 M</td> <td>819,322500 M</td> <td>-43.71</td> <td>-30.71</td> </tr> <tr> <td>855,000 M</td> <td>1,000 G</td> <td>1,00 M</td> <td>878,743752 M</td> <td>-43.07</td> <td>-30.07</td> </tr> <tr> <td>1,000 G</td> <td>3,000 G</td> <td>1,00 M</td> <td>1,673000 G</td> <td>-29.84</td> <td>-16.84</td> </tr> <tr> <td>3,000 G</td> <td>7,000 G</td> <td>1,00 M</td> <td>3,593000 G</td> <td>-39.48</td> <td>-26.48</td> </tr> <tr> <td>7,000 G</td> <td>9,000 G</td> <td>1,00 M</td> <td>7,675000 G</td> <td>-36.48</td> <td>-23.48</td> </tr> </tbody> </table> <p>Date: 17.MAY.2019 16:10:51</p>	Start [Hz]	Stop [Hz]	RBW [Hz]	Freq [Hz]	PwrAve [dBm]	ΔLimit [dB]	30,000 M	820,000 M	1,00 M	819,322500 M	-43.71	-30.71	855,000 M	1,000 G	1,00 M	878,743752 M	-43.07	-30.07	1,000 G	3,000 G	1,00 M	1,673000 G	-29.84	-16.84	3,000 G	7,000 G	1,00 M	3,593000 G	-39.48	-26.48	7,000 G	9,000 G	1,00 M	7,675000 G	-36.48	-23.48	 <table border="1" data-bbox="861 1160 1388 1243"> <thead> <tr> <th>Start [Hz]</th> <th>Stop [Hz]</th> <th>RBW [Hz]</th> <th>Freq [Hz]</th> <th>PwrAve [dBm]</th> <th>ΔLimit [dB]</th> </tr> </thead> <tbody> <tr> <td>30,000 M</td> <td>820,000 M</td> <td>1,00 M</td> <td>888,857500 M</td> <td>-43.88</td> <td>-30.88</td> </tr> <tr> <td>855,000 M</td> <td>1,000 G</td> <td>1,00 M</td> <td>995,831250 M</td> <td>-43.48</td> <td>-30.48</td> </tr> <tr> <td>1,000 G</td> <td>3,000 G</td> <td>1,00 M</td> <td>1,673000 G</td> <td>-33.59</td> <td>-20.59</td> </tr> <tr> <td>3,000 G</td> <td>7,000 G</td> <td>1,00 M</td> <td>3,631000 G</td> <td>-38.98</td> <td>-25.98</td> </tr> <tr> <td>7,000 G</td> <td>9,000 G</td> <td>1,00 M</td> <td>8,378000 G</td> <td>-36.82</td> <td>-23.82</td> </tr> </tbody> </table> <p>Date: 17.MAY.2019 16:46:27</p>	Start [Hz]	Stop [Hz]	RBW [Hz]	Freq [Hz]	PwrAve [dBm]	ΔLimit [dB]	30,000 M	820,000 M	1,00 M	888,857500 M	-43.88	-30.88	855,000 M	1,000 G	1,00 M	995,831250 M	-43.48	-30.48	1,000 G	3,000 G	1,00 M	1,673000 G	-33.59	-20.59	3,000 G	7,000 G	1,00 M	3,631000 G	-38.98	-25.98	7,000 G	9,000 G	1,00 M	8,378000 G	-36.82	-23.82
Start [Hz]	Stop [Hz]	RBW [Hz]	Freq [Hz]	PwrAve [dBm]	ΔLimit [dB]																																																																				
30,000 M	820,000 M	1,00 M	819,322500 M	-43.71	-30.71																																																																				
855,000 M	1,000 G	1,00 M	878,743752 M	-43.07	-30.07																																																																				
1,000 G	3,000 G	1,00 M	1,673000 G	-29.84	-16.84																																																																				
3,000 G	7,000 G	1,00 M	3,593000 G	-39.48	-26.48																																																																				
7,000 G	9,000 G	1,00 M	7,675000 G	-36.48	-23.48																																																																				
Start [Hz]	Stop [Hz]	RBW [Hz]	Freq [Hz]	PwrAve [dBm]	ΔLimit [dB]																																																																				
30,000 M	820,000 M	1,00 M	888,857500 M	-43.88	-30.88																																																																				
855,000 M	1,000 G	1,00 M	995,831250 M	-43.48	-30.48																																																																				
1,000 G	3,000 G	1,00 M	1,673000 G	-33.59	-20.59																																																																				
3,000 G	7,000 G	1,00 M	3,631000 G	-38.98	-25.98																																																																				
7,000 G	9,000 G	1,00 M	8,378000 G	-36.82	-23.82																																																																				
Highest Channel	Highest Channel																																																																								
 <table border="1" data-bbox="207 1675 734 1758"> <thead> <tr> <th>Start [Hz]</th> <th>Stop [Hz]</th> <th>RBW [Hz]</th> <th>Freq [Hz]</th> <th>PwrAve [dBm]</th> <th>ΔLimit [dB]</th> </tr> </thead> <tbody> <tr> <td>30,000 M</td> <td>820,000 M</td> <td>1,00 M</td> <td>600,732500 M</td> <td>-44.02</td> <td>-31.02</td> </tr> <tr> <td>855,000 M</td> <td>1,000 G</td> <td>1,00 M</td> <td>917,640004 M</td> <td>-42.47</td> <td>-29.47</td> </tr> <tr> <td>1,000 G</td> <td>3,000 G</td> <td>1,00 M</td> <td>1,697500 G</td> <td>-30.85</td> <td>-17.85</td> </tr> <tr> <td>3,000 G</td> <td>7,000 G</td> <td>1,00 M</td> <td>3,593000 G</td> <td>-39.30</td> <td>-26.30</td> </tr> <tr> <td>7,000 G</td> <td>9,000 G</td> <td>1,00 M</td> <td>7,658500 G</td> <td>-36.78</td> <td>-23.78</td> </tr> </tbody> </table> <p>Date: 17.MAY.2019 16:11:47</p>	Start [Hz]	Stop [Hz]	RBW [Hz]	Freq [Hz]	PwrAve [dBm]	ΔLimit [dB]	30,000 M	820,000 M	1,00 M	600,732500 M	-44.02	-31.02	855,000 M	1,000 G	1,00 M	917,640004 M	-42.47	-29.47	1,000 G	3,000 G	1,00 M	1,697500 G	-30.85	-17.85	3,000 G	7,000 G	1,00 M	3,593000 G	-39.30	-26.30	7,000 G	9,000 G	1,00 M	7,658500 G	-36.78	-23.78	 <table border="1" data-bbox="861 1675 1388 1758"> <thead> <tr> <th>Start [Hz]</th> <th>Stop [Hz]</th> <th>RBW [Hz]</th> <th>Freq [Hz]</th> <th>PwrAve [dBm]</th> <th>ΔLimit [dB]</th> </tr> </thead> <tbody> <tr> <td>30,000 M</td> <td>820,000 M</td> <td>1,00 M</td> <td>151,857500 M</td> <td>-43.98</td> <td>-30.98</td> </tr> <tr> <td>855,000 M</td> <td>1,000 G</td> <td>1,00 M</td> <td>886,791252 M</td> <td>-43.17</td> <td>-30.17</td> </tr> <tr> <td>1,000 G</td> <td>3,000 G</td> <td>1,00 M</td> <td>1,697500 G</td> <td>-34.98</td> <td>-21.98</td> </tr> <tr> <td>3,000 G</td> <td>7,000 G</td> <td>1,00 M</td> <td>3,631000 G</td> <td>-39.10</td> <td>-26.10</td> </tr> <tr> <td>7,000 G</td> <td>9,000 G</td> <td>1,00 M</td> <td>8,136000 G</td> <td>-36.82</td> <td>-23.82</td> </tr> </tbody> </table> <p>Date: 17.MAY.2019 16:47:18</p>	Start [Hz]	Stop [Hz]	RBW [Hz]	Freq [Hz]	PwrAve [dBm]	ΔLimit [dB]	30,000 M	820,000 M	1,00 M	151,857500 M	-43.98	-30.98	855,000 M	1,000 G	1,00 M	886,791252 M	-43.17	-30.17	1,000 G	3,000 G	1,00 M	1,697500 G	-34.98	-21.98	3,000 G	7,000 G	1,00 M	3,631000 G	-39.10	-26.10	7,000 G	9,000 G	1,00 M	8,136000 G	-36.82	-23.82
Start [Hz]	Stop [Hz]	RBW [Hz]	Freq [Hz]	PwrAve [dBm]	ΔLimit [dB]																																																																				
30,000 M	820,000 M	1,00 M	600,732500 M	-44.02	-31.02																																																																				
855,000 M	1,000 G	1,00 M	917,640004 M	-42.47	-29.47																																																																				
1,000 G	3,000 G	1,00 M	1,697500 G	-30.85	-17.85																																																																				
3,000 G	7,000 G	1,00 M	3,593000 G	-39.30	-26.30																																																																				
7,000 G	9,000 G	1,00 M	7,658500 G	-36.78	-23.78																																																																				
Start [Hz]	Stop [Hz]	RBW [Hz]	Freq [Hz]	PwrAve [dBm]	ΔLimit [dB]																																																																				
30,000 M	820,000 M	1,00 M	151,857500 M	-43.98	-30.98																																																																				
855,000 M	1,000 G	1,00 M	886,791252 M	-43.17	-30.17																																																																				
1,000 G	3,000 G	1,00 M	1,697500 G	-34.98	-21.98																																																																				
3,000 G	7,000 G	1,00 M	3,631000 G	-39.10	-26.10																																																																				
7,000 G	9,000 G	1,00 M	8,136000 G	-36.82	-23.82																																																																				



GSM1900 (GPRS class 8)	GSM1900 (EDGE class 8)																																																																																				
Lowest Channel	Lowest Channel																																																																																				
 <table border="1" data-bbox="239 577 638 672"> <thead> <tr> <th>Start [MHz]</th> <th>Stop [MHz]</th> <th>RBW [Hz]</th> <th>Freq [MHz]</th> <th>PwrAve [dBm]</th> <th>ΔLimit [dB]</th> </tr> </thead> <tbody> <tr><td>30.0000</td><td>1.0000</td><td>1.000</td><td>1.00000000</td><td>-42.28</td><td>-29.28</td></tr> <tr><td>1.0000</td><td>1.8450</td><td>1.000</td><td>1.00369750</td><td>-41.23</td><td>-28.23</td></tr> <tr><td>1.8450</td><td>3.0000</td><td>1.000</td><td>2.18849900</td><td>-40.37</td><td>-27.37</td></tr> <tr><td>3.0000</td><td>7.0000</td><td>1.000</td><td>3.00330000</td><td>-38.03</td><td>-25.03</td></tr> <tr><td>7.0000</td><td>13.6000</td><td>1.000</td><td>10.24307500</td><td>-35.13</td><td>-22.13</td></tr> <tr><td>13.6000</td><td>19.1000</td><td>1.000</td><td>15.41225000</td><td>-26.44</td><td>-13.44</td></tr> </tbody> </table> <p data-bbox="207 828 383 851">Date: 17.MAY.2019 17:28:09</p>	Start [MHz]	Stop [MHz]	RBW [Hz]	Freq [MHz]	PwrAve [dBm]	ΔLimit [dB]	30.0000	1.0000	1.000	1.00000000	-42.28	-29.28	1.0000	1.8450	1.000	1.00369750	-41.23	-28.23	1.8450	3.0000	1.000	2.18849900	-40.37	-27.37	3.0000	7.0000	1.000	3.00330000	-38.03	-25.03	7.0000	13.6000	1.000	10.24307500	-35.13	-22.13	13.6000	19.1000	1.000	15.41225000	-26.44	-13.44	 <table border="1" data-bbox="893 577 1292 672"> <thead> <tr> <th>Start [MHz]</th> <th>Stop [MHz]</th> <th>RBW [Hz]</th> <th>Freq [MHz]</th> <th>PwrAve [dBm]</th> <th>ΔLimit [dB]</th> </tr> </thead> <tbody> <tr><td>30.0000</td><td>1.0000</td><td>1.000</td><td>1.00000000</td><td>-42.19</td><td>-29.19</td></tr> <tr><td>1.0000</td><td>1.8450</td><td>1.000</td><td>1.29469400</td><td>-41.10</td><td>-28.10</td></tr> <tr><td>1.8450</td><td>3.0000</td><td>1.000</td><td>3.00000000</td><td>-40.69</td><td>-27.69</td></tr> <tr><td>3.0000</td><td>7.0000</td><td>1.000</td><td>3.10200000</td><td>-37.87</td><td>-24.87</td></tr> <tr><td>7.0000</td><td>13.6000</td><td>1.000</td><td>10.21759000</td><td>-34.72</td><td>-21.72</td></tr> <tr><td>13.6000</td><td>19.1000</td><td>1.000</td><td>15.17231300</td><td>-25.90</td><td>-12.90</td></tr> </tbody> </table> <p data-bbox="861 828 1037 851">Date: 17.MAY.2019 18:07:18</p>	Start [MHz]	Stop [MHz]	RBW [Hz]	Freq [MHz]	PwrAve [dBm]	ΔLimit [dB]	30.0000	1.0000	1.000	1.00000000	-42.19	-29.19	1.0000	1.8450	1.000	1.29469400	-41.10	-28.10	1.8450	3.0000	1.000	3.00000000	-40.69	-27.69	3.0000	7.0000	1.000	3.10200000	-37.87	-24.87	7.0000	13.6000	1.000	10.21759000	-34.72	-21.72	13.6000	19.1000	1.000	15.17231300	-25.90	-12.90
Start [MHz]	Stop [MHz]	RBW [Hz]	Freq [MHz]	PwrAve [dBm]	ΔLimit [dB]																																																																																
30.0000	1.0000	1.000	1.00000000	-42.28	-29.28																																																																																
1.0000	1.8450	1.000	1.00369750	-41.23	-28.23																																																																																
1.8450	3.0000	1.000	2.18849900	-40.37	-27.37																																																																																
3.0000	7.0000	1.000	3.00330000	-38.03	-25.03																																																																																
7.0000	13.6000	1.000	10.24307500	-35.13	-22.13																																																																																
13.6000	19.1000	1.000	15.41225000	-26.44	-13.44																																																																																
Start [MHz]	Stop [MHz]	RBW [Hz]	Freq [MHz]	PwrAve [dBm]	ΔLimit [dB]																																																																																
30.0000	1.0000	1.000	1.00000000	-42.19	-29.19																																																																																
1.0000	1.8450	1.000	1.29469400	-41.10	-28.10																																																																																
1.8450	3.0000	1.000	3.00000000	-40.69	-27.69																																																																																
3.0000	7.0000	1.000	3.10200000	-37.87	-24.87																																																																																
7.0000	13.6000	1.000	10.21759000	-34.72	-21.72																																																																																
13.6000	19.1000	1.000	15.17231300	-25.90	-12.90																																																																																
Middle Channel	Middle Channel																																																																																				
 <table border="1" data-bbox="239 1093 638 1187"> <thead> <tr> <th>Start [MHz]</th> <th>Stop [MHz]</th> <th>RBW [Hz]</th> <th>Freq [MHz]</th> <th>PwrAve [dBm]</th> <th>ΔLimit [dB]</th> </tr> </thead> <tbody> <tr><td>30.0000</td><td>1.0000</td><td>1.000</td><td>866.14000000</td><td>-42.38</td><td>-29.38</td></tr> <tr><td>1.0000</td><td>3.8450</td><td>1.000</td><td>1.12990260</td><td>-41.26</td><td>-28.26</td></tr> <tr><td>3.8450</td><td>7.0000</td><td>1.000</td><td>2.97450020</td><td>-40.76</td><td>-27.76</td></tr> <tr><td>7.0000</td><td>13.6000</td><td>1.000</td><td>3.81100000</td><td>-37.98</td><td>-24.98</td></tr> <tr><td>13.6000</td><td>19.1000</td><td>1.000</td><td>10.22492500</td><td>-38.99</td><td>-25.99</td></tr> <tr><td>19.1000</td><td>19.1000</td><td>1.000</td><td>15.34625000</td><td>-26.77</td><td>-13.77</td></tr> </tbody> </table> <p data-bbox="207 1344 383 1366">Date: 17.MAY.2019 17:29:37</p>	Start [MHz]	Stop [MHz]	RBW [Hz]	Freq [MHz]	PwrAve [dBm]	ΔLimit [dB]	30.0000	1.0000	1.000	866.14000000	-42.38	-29.38	1.0000	3.8450	1.000	1.12990260	-41.26	-28.26	3.8450	7.0000	1.000	2.97450020	-40.76	-27.76	7.0000	13.6000	1.000	3.81100000	-37.98	-24.98	13.6000	19.1000	1.000	10.22492500	-38.99	-25.99	19.1000	19.1000	1.000	15.34625000	-26.77	-13.77	 <table border="1" data-bbox="893 1093 1292 1187"> <thead> <tr> <th>Start [MHz]</th> <th>Stop [MHz]</th> <th>RBW [Hz]</th> <th>Freq [MHz]</th> <th>PwrAve [dBm]</th> <th>ΔLimit [dB]</th> </tr> </thead> <tbody> <tr><td>30.0000</td><td>1.0000</td><td>1.000</td><td>141.79250000</td><td>-42.05</td><td>-29.05</td></tr> <tr><td>1.0000</td><td>3.8450</td><td>1.000</td><td>1.08313160</td><td>-41.16</td><td>-28.16</td></tr> <tr><td>3.8450</td><td>7.0000</td><td>1.000</td><td>2.98669800</td><td>-40.13</td><td>-27.13</td></tr> <tr><td>7.0000</td><td>13.6000</td><td>1.000</td><td>3.02600000</td><td>-38.04</td><td>-25.04</td></tr> <tr><td>13.6000</td><td>19.1000</td><td>1.000</td><td>10.21500000</td><td>-34.97</td><td>-21.97</td></tr> <tr><td>19.1000</td><td>19.1000</td><td>1.000</td><td>15.36000000</td><td>-26.46</td><td>-13.46</td></tr> </tbody> </table> <p data-bbox="861 1344 1037 1366">Date: 17.MAY.2019 18:08:09</p>	Start [MHz]	Stop [MHz]	RBW [Hz]	Freq [MHz]	PwrAve [dBm]	ΔLimit [dB]	30.0000	1.0000	1.000	141.79250000	-42.05	-29.05	1.0000	3.8450	1.000	1.08313160	-41.16	-28.16	3.8450	7.0000	1.000	2.98669800	-40.13	-27.13	7.0000	13.6000	1.000	3.02600000	-38.04	-25.04	13.6000	19.1000	1.000	10.21500000	-34.97	-21.97	19.1000	19.1000	1.000	15.36000000	-26.46	-13.46
Start [MHz]	Stop [MHz]	RBW [Hz]	Freq [MHz]	PwrAve [dBm]	ΔLimit [dB]																																																																																
30.0000	1.0000	1.000	866.14000000	-42.38	-29.38																																																																																
1.0000	3.8450	1.000	1.12990260	-41.26	-28.26																																																																																
3.8450	7.0000	1.000	2.97450020	-40.76	-27.76																																																																																
7.0000	13.6000	1.000	3.81100000	-37.98	-24.98																																																																																
13.6000	19.1000	1.000	10.22492500	-38.99	-25.99																																																																																
19.1000	19.1000	1.000	15.34625000	-26.77	-13.77																																																																																
Start [MHz]	Stop [MHz]	RBW [Hz]	Freq [MHz]	PwrAve [dBm]	ΔLimit [dB]																																																																																
30.0000	1.0000	1.000	141.79250000	-42.05	-29.05																																																																																
1.0000	3.8450	1.000	1.08313160	-41.16	-28.16																																																																																
3.8450	7.0000	1.000	2.98669800	-40.13	-27.13																																																																																
7.0000	13.6000	1.000	3.02600000	-38.04	-25.04																																																																																
13.6000	19.1000	1.000	10.21500000	-34.97	-21.97																																																																																
19.1000	19.1000	1.000	15.36000000	-26.46	-13.46																																																																																
Highest Channel	Highest Channel																																																																																				
 <table border="1" data-bbox="239 1608 638 1702"> <thead> <tr> <th>Start [MHz]</th> <th>Stop [MHz]</th> <th>RBW [Hz]</th> <th>Freq [MHz]</th> <th>PwrAve [dBm]</th> <th>ΔLimit [dB]</th> </tr> </thead> <tbody> <tr><td>30.0000</td><td>1.0000</td><td>1.000</td><td>798.24000000</td><td>-42.10</td><td>-29.10</td></tr> <tr><td>1.0000</td><td>1.8450</td><td>1.000</td><td>1.62932500</td><td>-41.74</td><td>-28.74</td></tr> <tr><td>1.8450</td><td>3.0000</td><td>1.000</td><td>1.91327710</td><td>-39.58</td><td>-26.58</td></tr> <tr><td>3.0000</td><td>7.0000</td><td>1.000</td><td>5.16400000</td><td>-38.07</td><td>-25.07</td></tr> <tr><td>7.0000</td><td>13.6000</td><td>1.000</td><td>10.22492500</td><td>-34.99</td><td>-21.99</td></tr> <tr><td>13.6000</td><td>19.1000</td><td>1.000</td><td>15.34300000</td><td>-26.54</td><td>-13.54</td></tr> </tbody> </table> <p data-bbox="207 1859 383 1881">Date: 17.MAY.2019 17:30:35</p>	Start [MHz]	Stop [MHz]	RBW [Hz]	Freq [MHz]	PwrAve [dBm]	ΔLimit [dB]	30.0000	1.0000	1.000	798.24000000	-42.10	-29.10	1.0000	1.8450	1.000	1.62932500	-41.74	-28.74	1.8450	3.0000	1.000	1.91327710	-39.58	-26.58	3.0000	7.0000	1.000	5.16400000	-38.07	-25.07	7.0000	13.6000	1.000	10.22492500	-34.99	-21.99	13.6000	19.1000	1.000	15.34300000	-26.54	-13.54	 <table border="1" data-bbox="893 1608 1292 1702"> <thead> <tr> <th>Start [MHz]</th> <th>Stop [MHz]</th> <th>RBW [Hz]</th> <th>Freq [MHz]</th> <th>PwrAve [dBm]</th> <th>ΔLimit [dB]</th> </tr> </thead> <tbody> <tr><td>30.0000</td><td>1.0000</td><td>1.000</td><td>876.02250000</td><td>-42.14</td><td>-29.14</td></tr> <tr><td>1.0000</td><td>1.8450</td><td>1.000</td><td>1.49369100</td><td>-40.87</td><td>-27.87</td></tr> <tr><td>1.8450</td><td>3.0000</td><td>1.000</td><td>1.91327710</td><td>-34.26</td><td>-21.26</td></tr> <tr><td>3.0000</td><td>7.0000</td><td>1.000</td><td>4.56800000</td><td>-38.05</td><td>-25.05</td></tr> <tr><td>7.0000</td><td>13.6000</td><td>1.000</td><td>10.22419000</td><td>-35.16</td><td>-22.16</td></tr> <tr><td>13.6000</td><td>19.1000</td><td>1.000</td><td>15.33737500</td><td>-26.98</td><td>-13.98</td></tr> </tbody> </table> <p data-bbox="861 1859 1037 1881">Date: 17.MAY.2019 18:09:00</p>	Start [MHz]	Stop [MHz]	RBW [Hz]	Freq [MHz]	PwrAve [dBm]	ΔLimit [dB]	30.0000	1.0000	1.000	876.02250000	-42.14	-29.14	1.0000	1.8450	1.000	1.49369100	-40.87	-27.87	1.8450	3.0000	1.000	1.91327710	-34.26	-21.26	3.0000	7.0000	1.000	4.56800000	-38.05	-25.05	7.0000	13.6000	1.000	10.22419000	-35.16	-22.16	13.6000	19.1000	1.000	15.33737500	-26.98	-13.98
Start [MHz]	Stop [MHz]	RBW [Hz]	Freq [MHz]	PwrAve [dBm]	ΔLimit [dB]																																																																																
30.0000	1.0000	1.000	798.24000000	-42.10	-29.10																																																																																
1.0000	1.8450	1.000	1.62932500	-41.74	-28.74																																																																																
1.8450	3.0000	1.000	1.91327710	-39.58	-26.58																																																																																
3.0000	7.0000	1.000	5.16400000	-38.07	-25.07																																																																																
7.0000	13.6000	1.000	10.22492500	-34.99	-21.99																																																																																
13.6000	19.1000	1.000	15.34300000	-26.54	-13.54																																																																																
Start [MHz]	Stop [MHz]	RBW [Hz]	Freq [MHz]	PwrAve [dBm]	ΔLimit [dB]																																																																																
30.0000	1.0000	1.000	876.02250000	-42.14	-29.14																																																																																
1.0000	1.8450	1.000	1.49369100	-40.87	-27.87																																																																																
1.8450	3.0000	1.000	1.91327710	-34.26	-21.26																																																																																
3.0000	7.0000	1.000	4.56800000	-38.05	-25.05																																																																																
7.0000	13.6000	1.000	10.22419000	-35.16	-22.16																																																																																
13.6000	19.1000	1.000	15.33737500	-26.98	-13.98																																																																																



Frequency Stability

Test Conditions	Middle Channel	GSM850 (GPRS class 8)	GSM850 (EDGE class 8)	Limit 2.5ppm
Temperature (°C)	Voltage (Volt)	Deviation (ppm)		Result
50	Normal Voltage	0.0024	0.0000	PASS
40	Normal Voltage	0.0048	0.0048	
30	Normal Voltage	0.0012	0.0024	
20(Ref.)	Normal Voltage	0.0000	0.0000	
10	Normal Voltage	0.0036	0.0072	
0	Normal Voltage	0.0000	0.0000	
-10	Normal Voltage	0.0012	0.0012	
-20	Normal Voltage	0.0048	0.0036	
-30	Normal Voltage	0.0036	0.0024	
20	Maximum Voltage	0.0000	0.0012	
20	Normal Voltage	0.0000	0.0000	
20	Battery End Point	0.0012	0.0012	

Test Conditions	Middle Channel	GSM1900 (GPRS class 8)	GSM1900 (EDGE class 8)	Limit Note 2.
Temperature (°C)	Voltage (Volt)	Deviation (ppm)		Result
50	Normal Voltage	0.0000	0.0000	PASS
40	Normal Voltage	0.0165	0.0037	
30	Normal Voltage	0.0005	0.0005	
20(Ref.)	Normal Voltage	0.0000	0.0000	
10	Normal Voltage	0.0197	0.0032	
0	Normal Voltage	0.0005	0.0016	
-10	Normal Voltage	0.0021	0.0165	
-20	Normal Voltage	0.0037	0.0170	
-30	Normal Voltage	0.0016	0.0037	
20	Maximum Voltage	0.0016	0.0032	
20	Normal Voltage	0.0000	0.0000	
20	Battery End Point	0.0016	0.0016	

Note:

1. Normal Voltage = 14V. ; Battery End Point (BEP) = 14 V. ; Maximum Voltage =16V
2. The frequency fundamental emissions stay within the authorized frequency block.

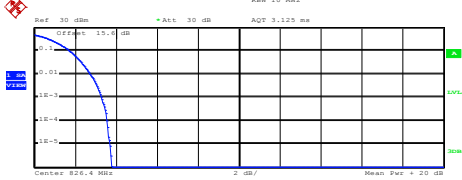
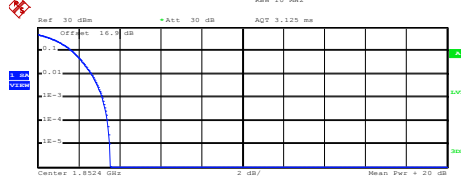
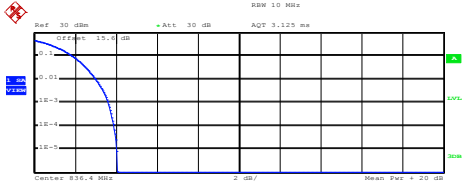
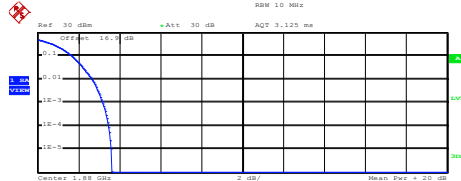

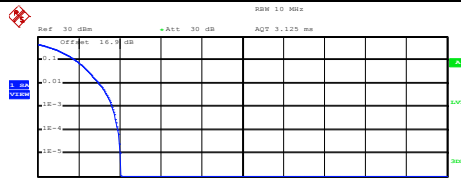


A3. WCDMA

Peak-to-Average Ratio

Mode	WCDMA Band V	WCDMA Band II	WCDMA Band IV	Limit: 13dB
Mod.	RMC 12.2Kbps	RMC 12.2Kbps	RMC 12.2Kbps	Result
Lowest CH	3.28	3.16	3.64	PASS
Middle CH	3.64	3.20	3.56	
Highest CH	3.24	3.64	3.76	

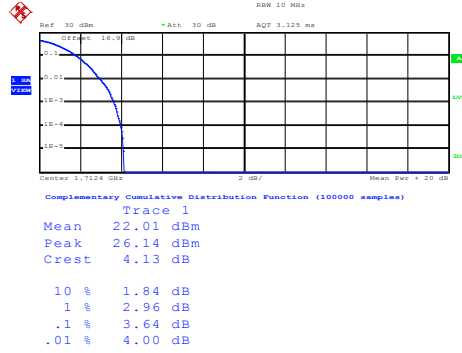


WCDMA Band V (RMC 12.2Kbps)	WCDMA Band II (RMC 12.2Kbps)																
<p style="text-align: center;">Lowest Channel</p>  <p>Center 826.4 MHz 2 dB/ Mean Pwr + 20 dB</p> <p>Complementary Cumulative Distribution Function (100000 samples) Trace 1 Mean 22.15 dBm Peak 25.92 dBm Crest 3.77 dB</p> <table border="1"> <tr><td>10 %</td><td>1.76 dB</td></tr> <tr><td>1 %</td><td>2.76 dB</td></tr> <tr><td>.1 %</td><td>3.28 dB</td></tr> <tr><td>.01 %</td><td>3.56 dB</td></tr> </table> <p>Date: 17.MAY.2019 18:43:22</p>	10 %	1.76 dB	1 %	2.76 dB	.1 %	3.28 dB	.01 %	3.56 dB	<p style="text-align: center;">Lowest Channel</p>  <p>Center 1.8524 GHz 2 dB/ Mean Pwr + 20 dB</p> <p>Complementary Cumulative Distribution Function (100000 samples) Trace 1 Mean 21.95 dBm Peak 25.50 dBm Crest 3.55 dB</p> <table border="1"> <tr><td>10 %</td><td>1.68 dB</td></tr> <tr><td>1 %</td><td>2.64 dB</td></tr> <tr><td>.1 %</td><td>3.16 dB</td></tr> <tr><td>.01 %</td><td>3.40 dB</td></tr> </table> <p>Date: 17.MAY.2019 19:09:32</p>	10 %	1.68 dB	1 %	2.64 dB	.1 %	3.16 dB	.01 %	3.40 dB
10 %	1.76 dB																
1 %	2.76 dB																
.1 %	3.28 dB																
.01 %	3.56 dB																
10 %	1.68 dB																
1 %	2.64 dB																
.1 %	3.16 dB																
.01 %	3.40 dB																
<p style="text-align: center;">Middle Channel</p>  <p>Center 830.4 MHz 2 dB/ Mean Pwr + 20 dB</p> <p>Complementary Cumulative Distribution Function (100000 samples) Trace 1 Mean 22.86 dBm Peak 26.91 dBm Crest 4.05 dB</p> <table border="1"> <tr><td>10 %</td><td>1.88 dB</td></tr> <tr><td>1 %</td><td>3.00 dB</td></tr> <tr><td>.1 %</td><td>3.64 dB</td></tr> <tr><td>.01 %</td><td>3.88 dB</td></tr> </table> <p>Date: 17.MAY.2019 18:43:38</p>	10 %	1.88 dB	1 %	3.00 dB	.1 %	3.64 dB	.01 %	3.88 dB	<p style="text-align: center;">Middle Channel</p>  <p>Center 1.88 GHz 2 dB/ Mean Pwr + 20 dB</p> <p>Complementary Cumulative Distribution Function (100000 samples) Trace 1 Mean 22.01 dBm Peak 25.64 dBm Crest 3.63 dB</p> <table border="1"> <tr><td>10 %</td><td>1.68 dB</td></tr> <tr><td>1 %</td><td>2.68 dB</td></tr> <tr><td>.1 %</td><td>3.20 dB</td></tr> <tr><td>.01 %</td><td>3.48 dB</td></tr> </table> <p>Date: 17.MAY.2019 19:09:49</p>	10 %	1.68 dB	1 %	2.68 dB	.1 %	3.20 dB	.01 %	3.48 dB
10 %	1.88 dB																
1 %	3.00 dB																
.1 %	3.64 dB																
.01 %	3.88 dB																
10 %	1.68 dB																
1 %	2.68 dB																
.1 %	3.20 dB																
.01 %	3.48 dB																
<p style="text-align: center;">Highest Channel</p>  <p>Center 846.6 MHz 2 dB/ Mean Pwr + 20 dB</p> <p>Complementary Cumulative Distribution Function (100000 samples) Trace 1 Mean 22.90 dBm Peak 26.49 dBm Crest 3.59 dB</p> <table border="1"> <tr><td>10 %</td><td>1.80 dB</td></tr> <tr><td>1 %</td><td>2.76 dB</td></tr> <tr><td>.1 %</td><td>3.24 dB</td></tr> <tr><td>.01 %</td><td>3.44 dB</td></tr> </table> <p>Date: 17.MAY.2019 18:43:54</p>	10 %	1.80 dB	1 %	2.76 dB	.1 %	3.24 dB	.01 %	3.44 dB	<p style="text-align: center;">Highest Channel</p>  <p>Center 1.9076 GHz 2 dB/ Mean Pwr + 20 dB</p> <p>Complementary Cumulative Distribution Function (100000 samples) Trace 1 Mean 21.85 dBm Peak 25.92 dBm Crest 4.07 dB</p> <table border="1"> <tr><td>10 %</td><td>1.84 dB</td></tr> <tr><td>1 %</td><td>3.00 dB</td></tr> <tr><td>.1 %</td><td>3.64 dB</td></tr> <tr><td>.01 %</td><td>3.92 dB</td></tr> </table> <p>Date: 17.MAY.2019 19:10:11</p>	10 %	1.84 dB	1 %	3.00 dB	.1 %	3.64 dB	.01 %	3.92 dB
10 %	1.80 dB																
1 %	2.76 dB																
.1 %	3.24 dB																
.01 %	3.44 dB																
10 %	1.84 dB																
1 %	3.00 dB																
.1 %	3.64 dB																
.01 %	3.92 dB																



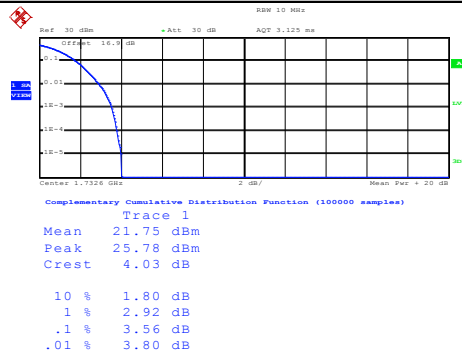
WCDMA Band IV (RMC 12.2Kbps)

Lowest Channel



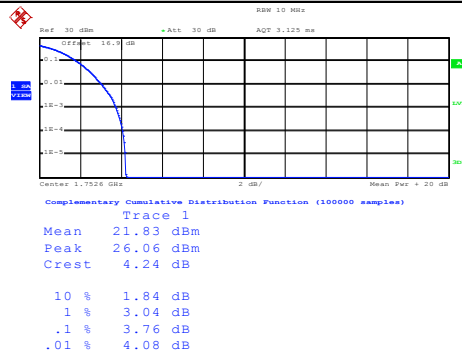
Date: 17.MAY.2019 19:25:02

Middle Channel



Date: 17.MAY.2019 19:25:19

Highest Channel



Date: 17.MAY.2019 19:25:35



26dB Bandwidth

Mode	WCDMA Band V	WCDMA Band II	WCDMA Band IV
Mod.	RMC 12.2Kbps	RMC 12.2Kbps	RMC 12.2Kbps
Lowest CH	4.71	4.7	4.7
Middle CH	4.72	4.71	4.7
Highest CH	4.72	4.7	4.7

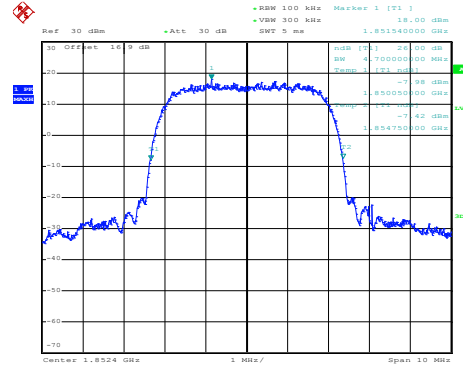
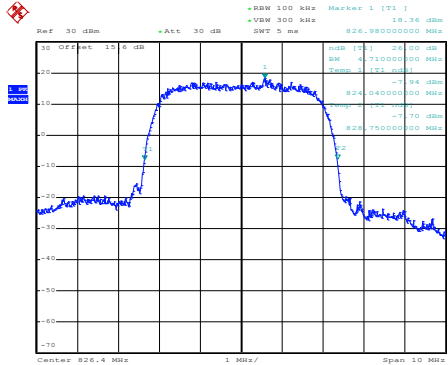


WCDMA Band V (RMC 12.2Kbps)

WCDMA Band II (RMC 12.2Kbps)

Lowest Channel

Lowest Channel

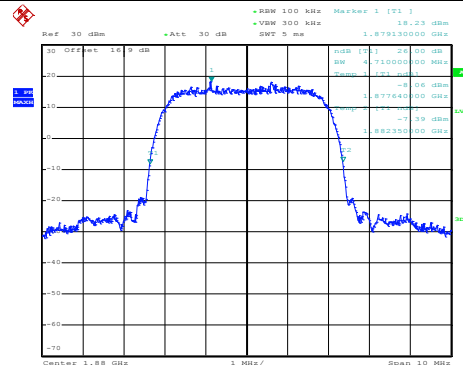
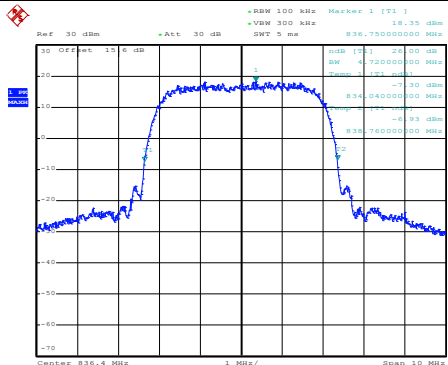


Date: 17.MAY.2019 18:29:13

Date: 17.MAY.2019 18:47:08

Middle Channel

Middle Channel

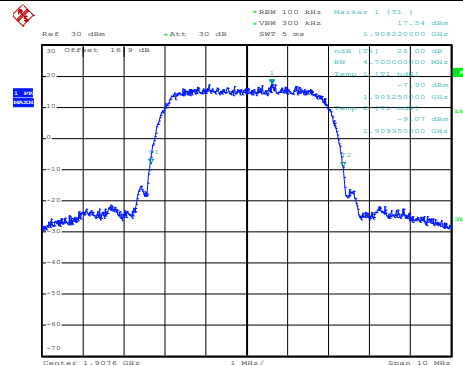
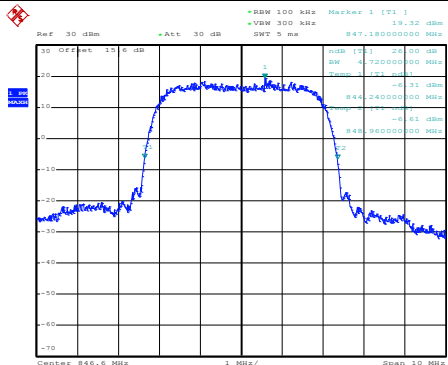


Date: 17.MAY.2019 18:30:59

Date: 17.MAY.2019 18:47:43

Highest Channel

Highest Channel



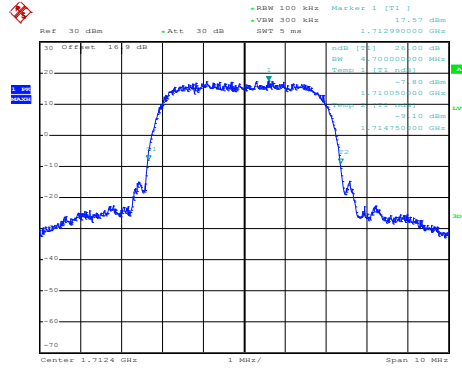
Date: 17.MAY.2019 18:31:36

Date: 17.MAY.2019 18:48:24



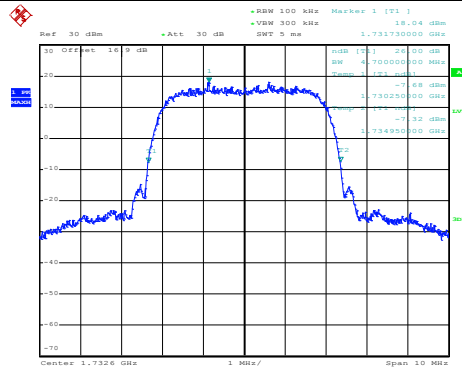
WCDMA Band IV (RMC 12.2Kbps)

Lowest Channel



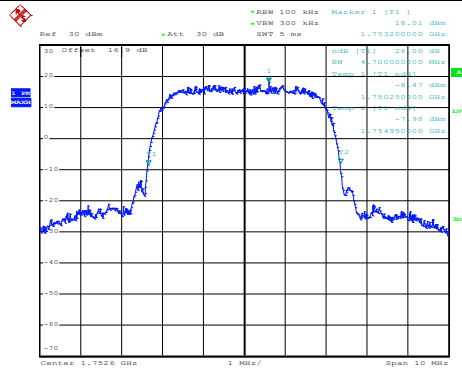
Date: 17.MAY.2019 19:13:02

Middle Channel



Date: 17.MAY.2019 19:13:38

Highest Channel



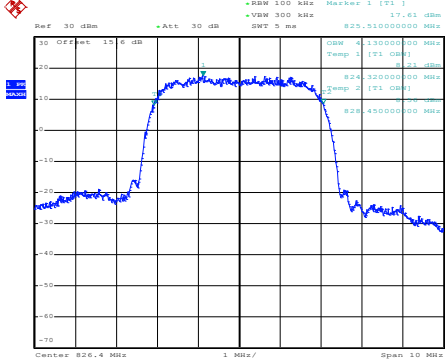
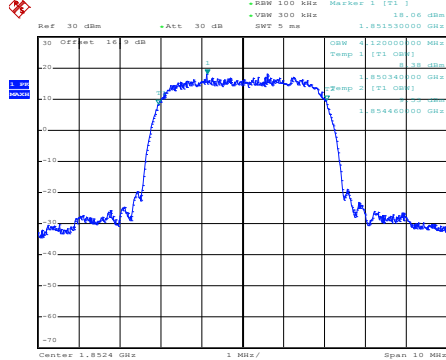
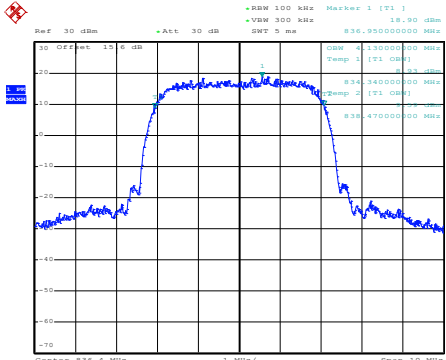
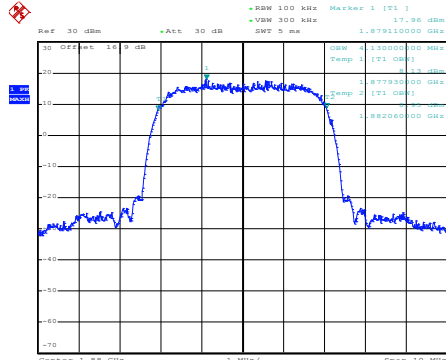
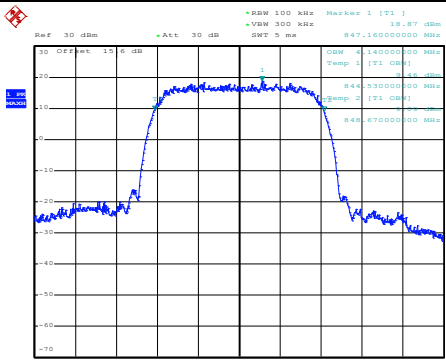
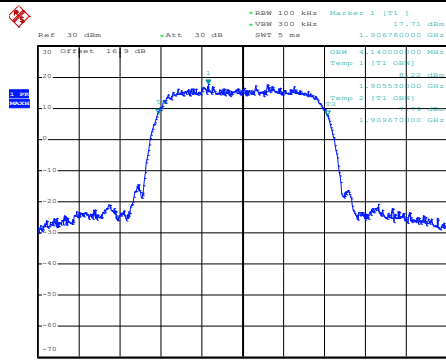
Date: 17.MAY.2019 19:14:14



Occupied Bandwidth

Mode	WCDMA Band V	WCDMA Band II	WCDMA Band IV
Mod.	RMC 12.2Kbps	RMC 12.2Kbps	RMC 12.2Kbps
Lowest CH	4.13	4.12	4.13
Middle CH	4.13	4.13	4.13
Highest CH	4.14	4.14	4.13

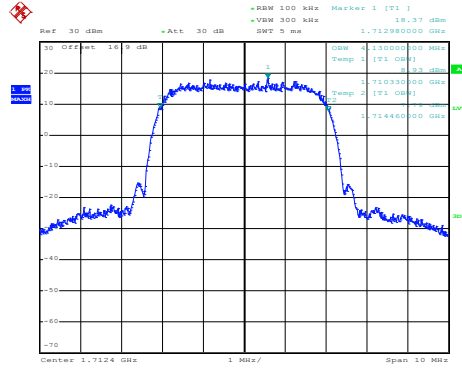


WCDMA Band V (RMC 12.2Kbps)	WCDMA Band II (RMC 12.2Kbps)
<p style="text-align: center;">Lowest Channel</p>  <p style="text-align: center;">Date: 17.MAY.2019 18:32:12</p>	<p style="text-align: center;">Lowest Channel</p>  <p style="text-align: center;">Date: 17.MAY.2019 18:49:15</p>
<p style="text-align: center;">Middle Channel</p>  <p style="text-align: center;">Date: 17.MAY.2019 18:32:50</p>	<p style="text-align: center;">Middle Channel</p>  <p style="text-align: center;">Date: 17.MAY.2019 18:49:53</p>
<p style="text-align: center;">Highest Channel</p>  <p style="text-align: center;">Date: 17.MAY.2019 18:33:26</p>	<p style="text-align: center;">Highest Channel</p>  <p style="text-align: center;">Date: 17.MAY.2019 18:50:30</p>



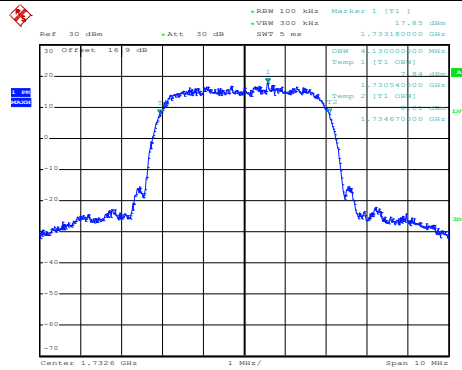
WCDMA Band IV (RMC 12.2Kbps)

Lowest Channel



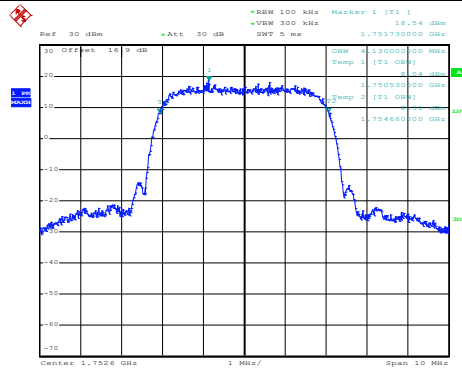
Date: 17.MAY.2019 19:14:57

Middle Channel



Date: 17.MAY.2019 19:15:33

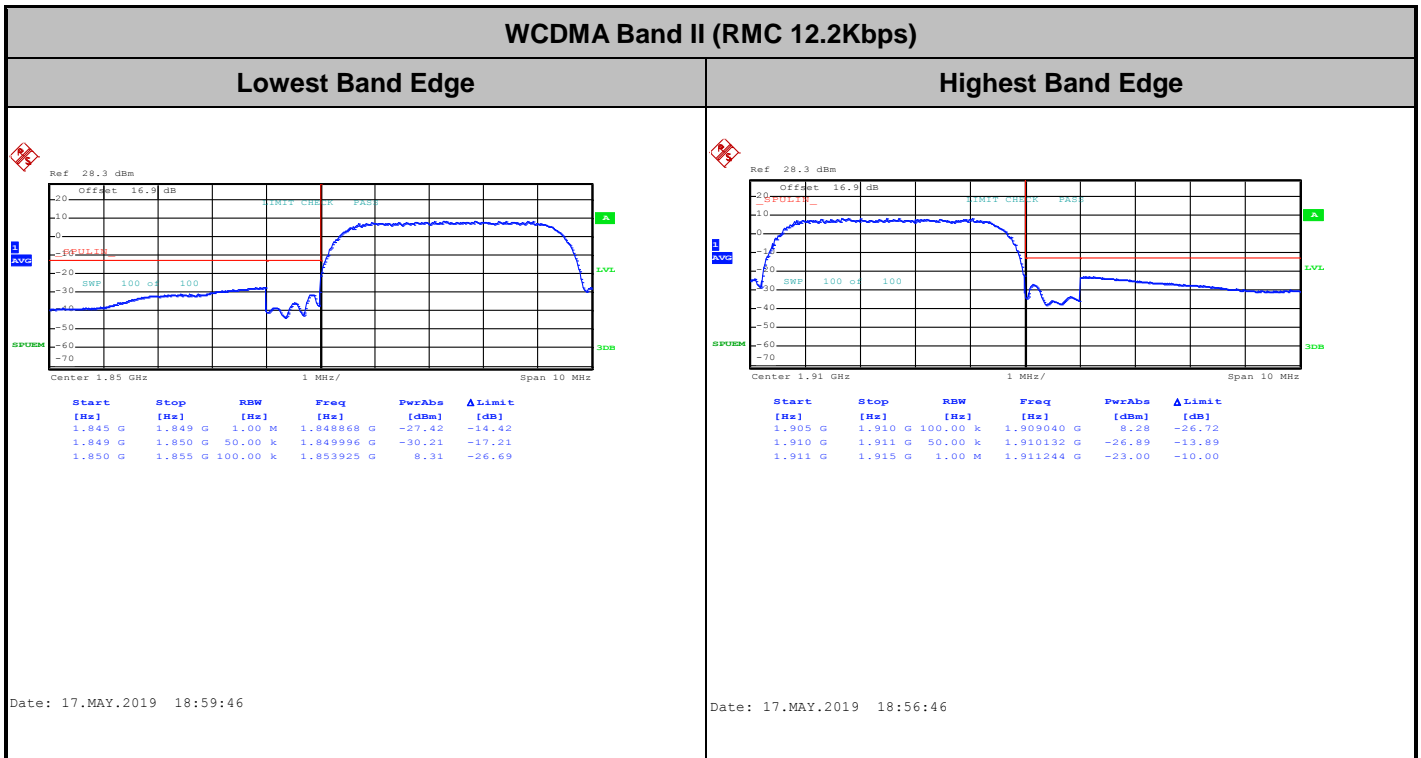
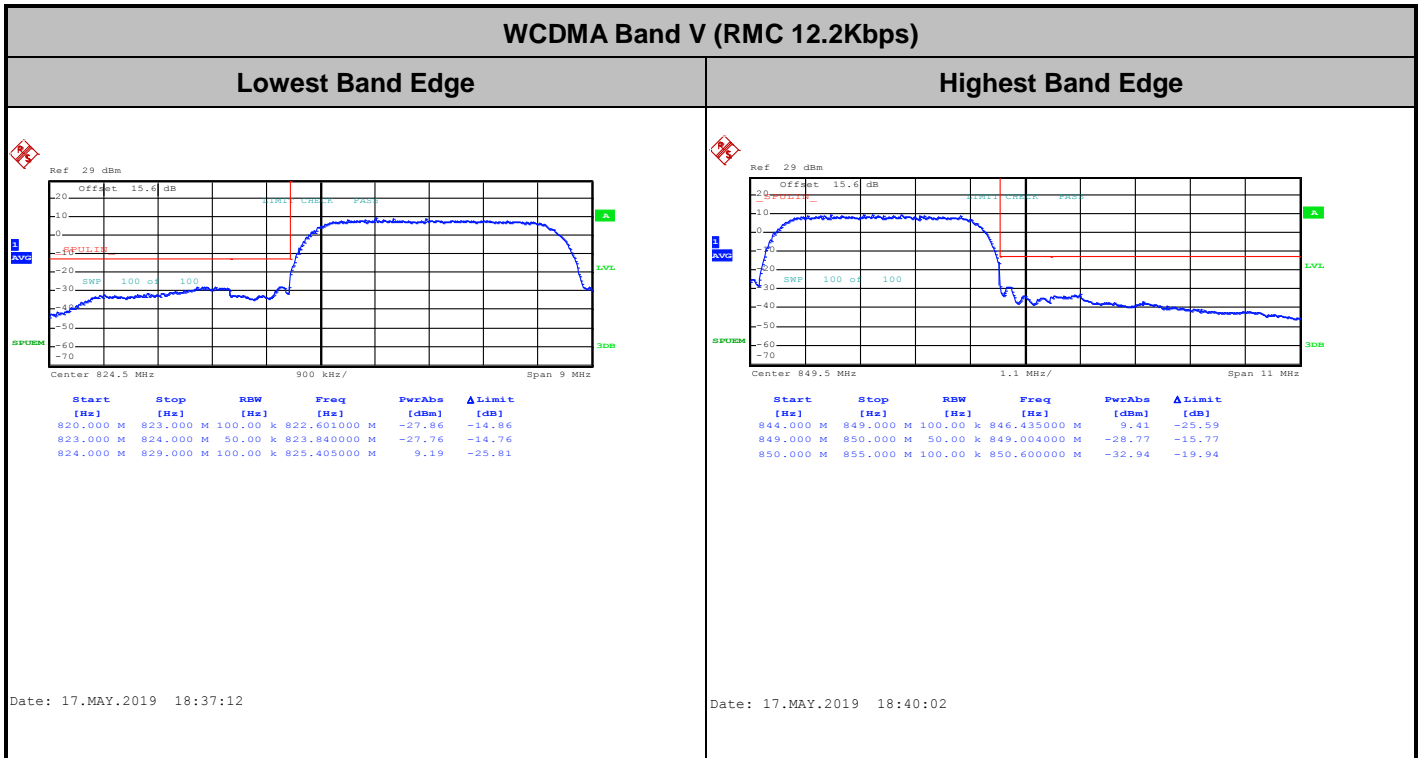
Highest Channel



Date: 17.MAY.2019 19:16:08



Conducted Band Edge

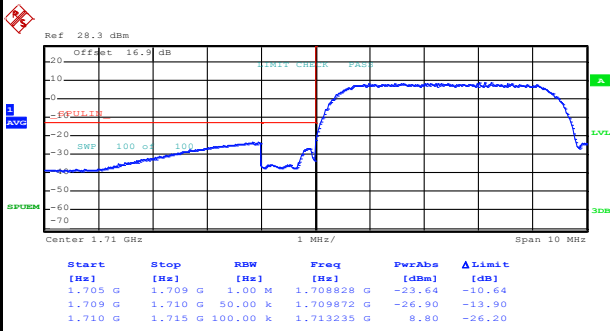




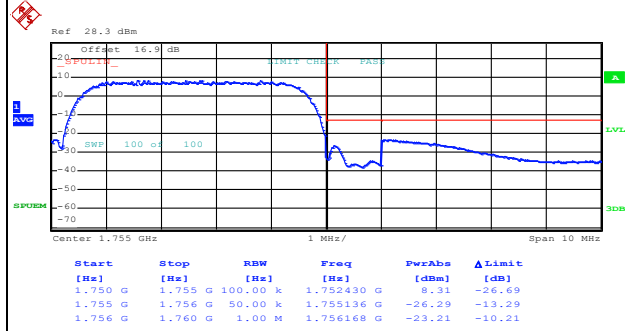
WCDMA Band IV (RMC 12.2Kbps)

Lowest Band Edge

Highest Band Edge



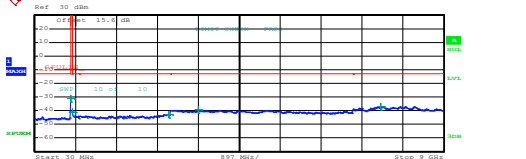
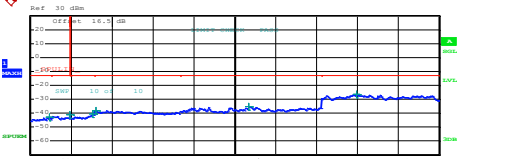
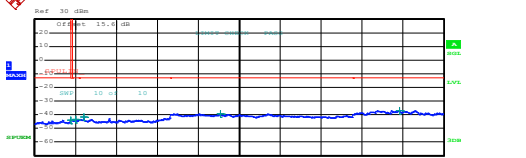
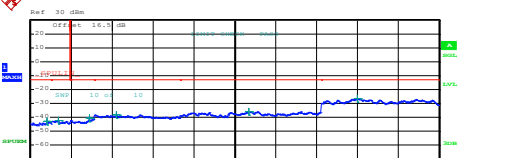
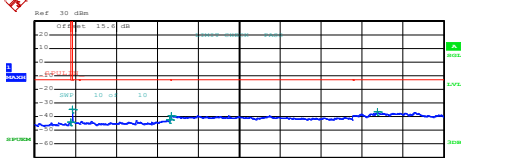
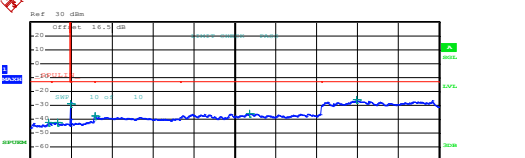
Date: 17.MAY.2019 19:19:01



Date: 17.MAY.2019 19:21:52



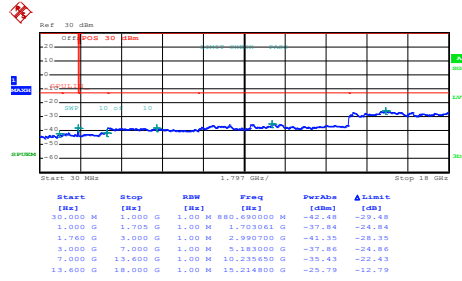
Conducted Spurious Emission

WCDMA Band V (RMC 12.2Kbps)	WCDMA Band II (RMC 12.2Kbps)																																																																														
Lowest Channel	Lowest Channel																																																																														
 <table border="1" data-bbox="207 649 734 728"> <thead> <tr> <th>Start [Hz]</th> <th>Stop [Hz]</th> <th>RBW [Hz]</th> <th>Freq [Hz]</th> <th>PwrAve [dBm]</th> <th>ΔLimit [dB]</th> </tr> </thead> <tbody> <tr><td>30,000 M</td><td>80,000 M</td><td>1,00 M</td><td>819,802500 M</td><td>-30.84</td><td>-17.84</td></tr> <tr><td>85,000 M</td><td>1,000 G</td><td>1,00 M</td><td>855,761250 M</td><td>-40.91</td><td>-27.91</td></tr> <tr><td>1,000 G</td><td>3,000 G</td><td>1,00 M</td><td>2,969000 G</td><td>-42.69</td><td>-29.69</td></tr> <tr><td>3,000 G</td><td>7,000 G</td><td>1,00 M</td><td>3,611000 G</td><td>-39.59</td><td>-26.59</td></tr> <tr><td>7,000 G</td><td>9,000 G</td><td>1,00 M</td><td>7,622500 G</td><td>-36.95</td><td>-23.95</td></tr> </tbody> </table> <p>Date: 17.MAY.2019 18:41:04</p>	Start [Hz]	Stop [Hz]	RBW [Hz]	Freq [Hz]	PwrAve [dBm]	ΔLimit [dB]	30,000 M	80,000 M	1,00 M	819,802500 M	-30.84	-17.84	85,000 M	1,000 G	1,00 M	855,761250 M	-40.91	-27.91	1,000 G	3,000 G	1,00 M	2,969000 G	-42.69	-29.69	3,000 G	7,000 G	1,00 M	3,611000 G	-39.59	-26.59	7,000 G	9,000 G	1,00 M	7,622500 G	-36.95	-23.95	 <table border="1" data-bbox="861 649 1388 728"> <thead> <tr> <th>Start [Hz]</th> <th>Stop [Hz]</th> <th>RBW [Hz]</th> <th>Freq [Hz]</th> <th>PwrAve [dBm]</th> <th>ΔLimit [dB]</th> </tr> </thead> <tbody> <tr><td>30,000 M</td><td>1,000 G</td><td>1,00 M</td><td>894,997500 M</td><td>-42.60</td><td>-29.60</td></tr> <tr><td>1,000 G</td><td>3,840 G</td><td>1,00 M</td><td>1,884789 G</td><td>-41.08</td><td>-28.08</td></tr> <tr><td>1,915 G</td><td>3,000 G</td><td>1,00 M</td><td>2,943038 G</td><td>-40.38</td><td>-27.38</td></tr> <tr><td>3,000 G</td><td>7,000 G</td><td>1,00 M</td><td>3,080000 G</td><td>-38.12</td><td>-25.12</td></tr> <tr><td>7,000 G</td><td>13,600 G</td><td>1,00 M</td><td>10,212500 G</td><td>-35.03</td><td>-22.03</td></tr> <tr><td>13,600 G</td><td>19,100 G</td><td>1,00 M</td><td>15,246563 G</td><td>-26.61</td><td>-13.61</td></tr> </tbody> </table> <p>Date: 20.MAY.2019 13:24:23</p>	Start [Hz]	Stop [Hz]	RBW [Hz]	Freq [Hz]	PwrAve [dBm]	ΔLimit [dB]	30,000 M	1,000 G	1,00 M	894,997500 M	-42.60	-29.60	1,000 G	3,840 G	1,00 M	1,884789 G	-41.08	-28.08	1,915 G	3,000 G	1,00 M	2,943038 G	-40.38	-27.38	3,000 G	7,000 G	1,00 M	3,080000 G	-38.12	-25.12	7,000 G	13,600 G	1,00 M	10,212500 G	-35.03	-22.03	13,600 G	19,100 G	1,00 M	15,246563 G	-26.61	-13.61
Start [Hz]	Stop [Hz]	RBW [Hz]	Freq [Hz]	PwrAve [dBm]	ΔLimit [dB]																																																																										
30,000 M	80,000 M	1,00 M	819,802500 M	-30.84	-17.84																																																																										
85,000 M	1,000 G	1,00 M	855,761250 M	-40.91	-27.91																																																																										
1,000 G	3,000 G	1,00 M	2,969000 G	-42.69	-29.69																																																																										
3,000 G	7,000 G	1,00 M	3,611000 G	-39.59	-26.59																																																																										
7,000 G	9,000 G	1,00 M	7,622500 G	-36.95	-23.95																																																																										
Start [Hz]	Stop [Hz]	RBW [Hz]	Freq [Hz]	PwrAve [dBm]	ΔLimit [dB]																																																																										
30,000 M	1,000 G	1,00 M	894,997500 M	-42.60	-29.60																																																																										
1,000 G	3,840 G	1,00 M	1,884789 G	-41.08	-28.08																																																																										
1,915 G	3,000 G	1,00 M	2,943038 G	-40.38	-27.38																																																																										
3,000 G	7,000 G	1,00 M	3,080000 G	-38.12	-25.12																																																																										
7,000 G	13,600 G	1,00 M	10,212500 G	-35.03	-22.03																																																																										
13,600 G	19,100 G	1,00 M	15,246563 G	-26.61	-13.61																																																																										
Middle Channel	Middle Channel																																																																														
 <table border="1" data-bbox="207 1155 734 1234"> <thead> <tr> <th>Start [Hz]</th> <th>Stop [Hz]</th> <th>RBW [Hz]</th> <th>Freq [Hz]</th> <th>PwrAve [dBm]</th> <th>ΔLimit [dB]</th> </tr> </thead> <tbody> <tr><td>30,000 M</td><td>80,000 M</td><td>1,00 M</td><td>819,812500 M</td><td>-43.93</td><td>-30.93</td></tr> <tr><td>85,000 M</td><td>1,000 G</td><td>1,00 M</td><td>918,510004 M</td><td>-43.31</td><td>-30.31</td></tr> <tr><td>1,000 G</td><td>3,000 G</td><td>1,00 M</td><td>1,106000 G</td><td>-41.40</td><td>-28.40</td></tr> <tr><td>3,000 G</td><td>7,000 G</td><td>1,00 M</td><td>4,102000 G</td><td>-39.48</td><td>-26.48</td></tr> <tr><td>7,000 G</td><td>9,000 G</td><td>1,00 M</td><td>8,031500 G</td><td>-36.96</td><td>-23.96</td></tr> </tbody> </table> <p>Date: 17.MAY.2019 18:42:08</p>	Start [Hz]	Stop [Hz]	RBW [Hz]	Freq [Hz]	PwrAve [dBm]	ΔLimit [dB]	30,000 M	80,000 M	1,00 M	819,812500 M	-43.93	-30.93	85,000 M	1,000 G	1,00 M	918,510004 M	-43.31	-30.31	1,000 G	3,000 G	1,00 M	1,106000 G	-41.40	-28.40	3,000 G	7,000 G	1,00 M	4,102000 G	-39.48	-26.48	7,000 G	9,000 G	1,00 M	8,031500 G	-36.96	-23.96	 <table border="1" data-bbox="861 1155 1388 1234"> <thead> <tr> <th>Start [Hz]</th> <th>Stop [Hz]</th> <th>RBW [Hz]</th> <th>Freq [Hz]</th> <th>PwrAve [dBm]</th> <th>ΔLimit [dB]</th> </tr> </thead> <tbody> <tr><td>30,000 M</td><td>1,000 G</td><td>1,00 M</td><td>811,577500 M</td><td>-43.07</td><td>-30.07</td></tr> <tr><td>1,000 G</td><td>3,840 G</td><td>1,00 M</td><td>1,328604 G</td><td>-42.38</td><td>-29.38</td></tr> <tr><td>1,915 G</td><td>3,000 G</td><td>1,00 M</td><td>2,787069 G</td><td>-40.65</td><td>-27.65</td></tr> <tr><td>3,000 G</td><td>7,000 G</td><td>1,00 M</td><td>4,050000 G</td><td>-38.09</td><td>-25.09</td></tr> <tr><td>7,000 G</td><td>13,600 G</td><td>1,00 M</td><td>10,212500 G</td><td>-35.08</td><td>-22.08</td></tr> <tr><td>13,600 G</td><td>19,100 G</td><td>1,00 M</td><td>15,301562 G</td><td>-26.61</td><td>-13.61</td></tr> </tbody> </table> <p>Date: 20.MAY.2019 13:25:20</p>	Start [Hz]	Stop [Hz]	RBW [Hz]	Freq [Hz]	PwrAve [dBm]	ΔLimit [dB]	30,000 M	1,000 G	1,00 M	811,577500 M	-43.07	-30.07	1,000 G	3,840 G	1,00 M	1,328604 G	-42.38	-29.38	1,915 G	3,000 G	1,00 M	2,787069 G	-40.65	-27.65	3,000 G	7,000 G	1,00 M	4,050000 G	-38.09	-25.09	7,000 G	13,600 G	1,00 M	10,212500 G	-35.08	-22.08	13,600 G	19,100 G	1,00 M	15,301562 G	-26.61	-13.61
Start [Hz]	Stop [Hz]	RBW [Hz]	Freq [Hz]	PwrAve [dBm]	ΔLimit [dB]																																																																										
30,000 M	80,000 M	1,00 M	819,812500 M	-43.93	-30.93																																																																										
85,000 M	1,000 G	1,00 M	918,510004 M	-43.31	-30.31																																																																										
1,000 G	3,000 G	1,00 M	1,106000 G	-41.40	-28.40																																																																										
3,000 G	7,000 G	1,00 M	4,102000 G	-39.48	-26.48																																																																										
7,000 G	9,000 G	1,00 M	8,031500 G	-36.96	-23.96																																																																										
Start [Hz]	Stop [Hz]	RBW [Hz]	Freq [Hz]	PwrAve [dBm]	ΔLimit [dB]																																																																										
30,000 M	1,000 G	1,00 M	811,577500 M	-43.07	-30.07																																																																										
1,000 G	3,840 G	1,00 M	1,328604 G	-42.38	-29.38																																																																										
1,915 G	3,000 G	1,00 M	2,787069 G	-40.65	-27.65																																																																										
3,000 G	7,000 G	1,00 M	4,050000 G	-38.09	-25.09																																																																										
7,000 G	13,600 G	1,00 M	10,212500 G	-35.08	-22.08																																																																										
13,600 G	19,100 G	1,00 M	15,301562 G	-26.61	-13.61																																																																										
Highest Channel	Highest Channel																																																																														
 <table border="1" data-bbox="207 1662 734 1740"> <thead> <tr> <th>Start [Hz]</th> <th>Stop [Hz]</th> <th>RBW [Hz]</th> <th>Freq [Hz]</th> <th>PwrAve [dBm]</th> <th>ΔLimit [dB]</th> </tr> </thead> <tbody> <tr><td>30,000 M</td><td>80,000 M</td><td>1,00 M</td><td>819,810000 M</td><td>-44.00</td><td>-31.00</td></tr> <tr><td>85,000 M</td><td>1,000 G</td><td>1,00 M</td><td>855,108750 M</td><td>-34.87</td><td>-21.87</td></tr> <tr><td>1,000 G</td><td>3,000 G</td><td>1,00 M</td><td>2,996000 G</td><td>-42.30</td><td>-29.30</td></tr> <tr><td>3,000 G</td><td>7,000 G</td><td>1,00 M</td><td>3,629000 G</td><td>-39.39</td><td>-26.39</td></tr> <tr><td>7,000 G</td><td>9,000 G</td><td>1,00 M</td><td>7,550000 G</td><td>-36.22</td><td>-23.22</td></tr> </tbody> </table> <p>Date: 17.MAY.2019 18:43:04</p>	Start [Hz]	Stop [Hz]	RBW [Hz]	Freq [Hz]	PwrAve [dBm]	ΔLimit [dB]	30,000 M	80,000 M	1,00 M	819,810000 M	-44.00	-31.00	85,000 M	1,000 G	1,00 M	855,108750 M	-34.87	-21.87	1,000 G	3,000 G	1,00 M	2,996000 G	-42.30	-29.30	3,000 G	7,000 G	1,00 M	3,629000 G	-39.39	-26.39	7,000 G	9,000 G	1,00 M	7,550000 G	-36.22	-23.22	 <table border="1" data-bbox="861 1662 1388 1740"> <thead> <tr> <th>Start [Hz]</th> <th>Stop [Hz]</th> <th>RBW [Hz]</th> <th>Freq [Hz]</th> <th>PwrAve [dBm]</th> <th>ΔLimit [dB]</th> </tr> </thead> <tbody> <tr><td>30,000 M</td><td>1,000 G</td><td>1,00 M</td><td>879,992500 M</td><td>-42.55</td><td>-29.55</td></tr> <tr><td>1,000 G</td><td>3,840 G</td><td>1,00 M</td><td>1,828494 G</td><td>-41.99</td><td>-28.99</td></tr> <tr><td>1,915 G</td><td>3,000 G</td><td>1,00 M</td><td>1,915542 G</td><td>-28.81</td><td>-15.81</td></tr> <tr><td>3,000 G</td><td>7,000 G</td><td>1,00 M</td><td>3,040000 G</td><td>-37.92</td><td>-24.92</td></tr> <tr><td>7,000 G</td><td>13,600 G</td><td>1,00 M</td><td>10,238950 G</td><td>-35.74</td><td>-22.74</td></tr> <tr><td>13,600 G</td><td>19,100 G</td><td>1,00 M</td><td>15,261000 G</td><td>-25.94</td><td>-12.94</td></tr> </tbody> </table> <p>Date: 20.MAY.2019 13:26:18</p>	Start [Hz]	Stop [Hz]	RBW [Hz]	Freq [Hz]	PwrAve [dBm]	ΔLimit [dB]	30,000 M	1,000 G	1,00 M	879,992500 M	-42.55	-29.55	1,000 G	3,840 G	1,00 M	1,828494 G	-41.99	-28.99	1,915 G	3,000 G	1,00 M	1,915542 G	-28.81	-15.81	3,000 G	7,000 G	1,00 M	3,040000 G	-37.92	-24.92	7,000 G	13,600 G	1,00 M	10,238950 G	-35.74	-22.74	13,600 G	19,100 G	1,00 M	15,261000 G	-25.94	-12.94
Start [Hz]	Stop [Hz]	RBW [Hz]	Freq [Hz]	PwrAve [dBm]	ΔLimit [dB]																																																																										
30,000 M	80,000 M	1,00 M	819,810000 M	-44.00	-31.00																																																																										
85,000 M	1,000 G	1,00 M	855,108750 M	-34.87	-21.87																																																																										
1,000 G	3,000 G	1,00 M	2,996000 G	-42.30	-29.30																																																																										
3,000 G	7,000 G	1,00 M	3,629000 G	-39.39	-26.39																																																																										
7,000 G	9,000 G	1,00 M	7,550000 G	-36.22	-23.22																																																																										
Start [Hz]	Stop [Hz]	RBW [Hz]	Freq [Hz]	PwrAve [dBm]	ΔLimit [dB]																																																																										
30,000 M	1,000 G	1,00 M	879,992500 M	-42.55	-29.55																																																																										
1,000 G	3,840 G	1,00 M	1,828494 G	-41.99	-28.99																																																																										
1,915 G	3,000 G	1,00 M	1,915542 G	-28.81	-15.81																																																																										
3,000 G	7,000 G	1,00 M	3,040000 G	-37.92	-24.92																																																																										
7,000 G	13,600 G	1,00 M	10,238950 G	-35.74	-22.74																																																																										
13,600 G	19,100 G	1,00 M	15,261000 G	-25.94	-12.94																																																																										



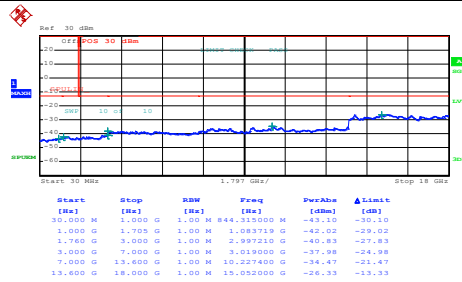
WCDMA Band IV (RMC 12.2Kbps)

Lowest Channel



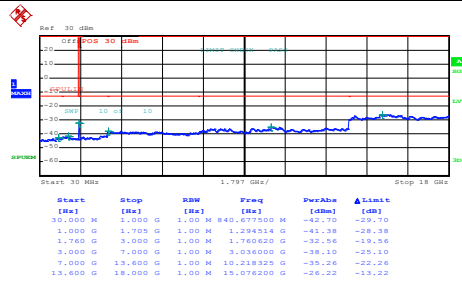
Date: 17.MAY.2019 19:22:59

Middle Channel



Date: 17.MAY.2019 19:23:52

Highest Channel



Date: 17.MAY.2019 19:24:45



Frequency Stability

Test Conditions	Middle Channel	WCDMA Band V (RMC 12.2Kbps)	Limit 2.5ppm
Temperature (°C)	Voltage (Volt)	Deviation (ppm)	Result
50	Normal Voltage	0.0132	PASS
40	Normal Voltage	0.0155	
30	Normal Voltage	0.0000	
20(Ref.)	Normal Voltage	0.0000	
10	Normal Voltage	0.0024	
0	Normal Voltage	0.0251	
-10	Normal Voltage	0.0048	
-20	Normal Voltage	0.0179	
-30	Normal Voltage	0.0191	
20	Maximum Voltage	0.0024	
20	Normal Voltage	0.0000	
20	Battery End Point	0.0024	

Test Conditions	Middle Channel	WCDMA Band II (RMC 12.2Kbps)	Limit Note 2.
Temperature (°C)	Voltage (Volt)	Deviation (ppm)	Result
50	Normal Voltage	0.0106	PASS
40	Normal Voltage	0.0112	
30	Normal Voltage	0.0138	
20(Ref.)	Normal Voltage	0.0000	
10	Normal Voltage	0.0016	
0	Normal Voltage	0.0021	
-10	Normal Voltage	0.0048	
-20	Normal Voltage	0.0005	
-30	Normal Voltage	0.0181	
20	Maximum Voltage	0.0016	
20	Normal Voltage	0.0000	
20	Battery End Point	0.0000	



Test Conditions	Middle Channel	WCDMA Band IV (RMC 12.2Kbps)	Limit Note 2.
Temperature (°C)	Voltage (Volt)	Deviation (ppm)	Result
50	Normal Voltage	0.0242	PASS
40	Normal Voltage	0.0214	
30	Normal Voltage	0.0202	
20(Ref.)	Normal Voltage	0.0000	
10	Normal Voltage	0.0017	
0	Normal Voltage	0.0058	
-10	Normal Voltage	0.0058	
-20	Normal Voltage	0.0040	
-30	Normal Voltage	0.0329	
20	Maximum Voltage	0.0023	
20	Normal Voltage	0.0000	
20	Battery End Point	0.0029	

Note:

- 1. Normal Voltage = 14V. ; Battery End Point (BEP) = 14 V. ; Maximum Voltage =16 V
- 2. The frequency fundamental emissions stay within the authorized frequency block.



Appendix B. Test Results of ERP/EIRP and Radiated Test

ERP/EIRP

Channel	Mode	Conducted		ERP	
		Power (dBm)	Power (Watts)	ERP(dBm)	ERP(W)
Lowest	GSM850 GPRS class 8	31.74	1.4928	30.59	1.1455
Middle		32.52	1.7865	31.37	1.3709
Highest		32.54	1.7947	31.39	1.3772
Lowest	GSM850 EDGE class 8	26.26	0.4227	25.11	0.3243
Middle		26.94	0.4943	25.79	0.3793
Highest		26.73	0.4710	25.58	0.3614
Lowest	WCDMA Band V RMC 12.2Kbps	22.63	0.1832	21.48	0.1406
Middle		23.15	0.2065	22.00	0.1585
Highest		22.64	0.1837	21.49	0.1409
Limit	ERP < 7W	Result		PASS	

Channel	Mode	Conducted		EIRP	
		Power (dBm)	Power (Watts)	EIRP(dBm)	EIRP(W)
Lowest	GSM1900 GPRS class 8	28.84	0.7656	29.84	0.9638
Middle		29.28	0.8472	30.28	1.0666
Highest		29.24	0.8395	30.24	1.0568
Lowest	GSM1900 EDGE class 8	25.87	0.3864	26.87	0.4864
Middle		26.38	0.4345	27.38	0.5470
Highest		26.44	0.4406	27.44	0.5546
Lowest	WCDMA Band II RMC 12.2Kbps	22.87	0.1936	23.87	0.2438
Middle		22.97	0.1982	23.97	0.2495
Highest		22.94	0.1968	23.94	0.2477
Limit	EIRP < 2W	Result		PASS	

Channel	Mode	Conducted		EIRP	
		Power (dBm)	Power (Watts)	EIRP(dBm)	EIRP(W)
Lowest	WCDMA Band IV RMC 12.2Kbps	23.18	0.2080	28.18	0.6577
Middle		22.60	0.1820	27.60	0.5754
Highest		22.65	0.1841	27.65	0.5821
Limit	EIRP < 1W	Result		PASS	



Radiated Spurious Emission

GPRS 850

GPRS 850									
Channel	Frequency (MHz)	ERP (dBm)	Limit (dBm)	Over Limit (dB)	SPA Reading (dBm)	S.G. Power (dBm)	TX Cable loss (dB)	TX Antenna Gain (dBi)	Polarization (H/V)
Lowest	1648	-39.27	-13	-26.27	-49.99	-44.66	1.23	8.76	H
	2472	-50.90	-13	-37.90	-65.43	-57.79	1.44	10.48	H
	3296	-55.13	-13	-42.13	-71.18	-63.07	1.70	11.79	H
									H
									H
									H
									H
	1648	-40.40	-13	-27.40	-51	-45.79	1.23	8.76	V
	2472	-43.22	-13	-30.22	-58.04	-50.11	1.44	10.48	V
	3296	-48.35	-13	-35.35	-64.8	-56.29	1.70	11.79	V
									V
									V
									V
									V



Middle	1672	-42.09	-13	-29.09	-52.85	-47.56	1.24	8.85	H
	2512	-50.58	-13	-37.58	-65.02	-57.50	1.44	10.51	H
	3344	-55.58	-13	-42.58	-71.33	-63.62	1.74	11.93	H
	4184	-57.44	-13	-44.44	-75.32	-65.32	2.07	12.10	H
									H
									H
									H
	1672	-43.11	-13	-30.11	-53.76	-48.58	1.24	8.85	V
	2512	-45.94	-13	-32.94	-60.6	-52.86	1.44	10.51	V
	3344	-48.71	-13	-35.71	-64.99	-56.75	1.74	11.93	V
	4184	-53.70	-13	-40.70	-72.24	-61.58	2.07	12.10	V
									V
									V
									V
Highest	1696	-46.70	-13	-33.70	-57.5	-52.25	1.24	8.94	H
	2544	-57.55	-13	-44.55	-72.06	-64.49	1.44	10.54	H
	3392	-58.84	-13	-45.84	-74.29	-66.98	1.78	12.08	H
									H
									H
									H
									H
	1696	-46.03	-13	-33.03	-56.74	-51.58	1.24	8.94	V
	2544	-51.96	-13	-38.96	-66.68	-58.90	1.44	10.54	V
	3392	-58.87	-13	-45.87	-74.97	-67.01	1.78	12.08	V
									V
									V
									V
									V

Remark: Spurious emissions within 30-1000MHz were found more than 20dB below limit line.



EDGE 850

EDGE 850									
Channel	Frequency (MHz)	ERP (dBm)	Limit (dBm)	Over Limit (dB)	SPA Reading (dBm)	S.G. Power (dBm)	TX Cable loss (dB)	TX Antenna Gain (dBi)	Polarization (H/V)
Lowest	1648	-49.06	-13	-36.06	-59.78	-54.45	1.23	8.76	H
	2472	-56.29	-13	-43.29	-70.82	-63.18	1.44	10.48	H
	3296	-59.49	-13	-46.49	-75.54	-67.43	1.70	11.79	H
									H
									H
									H
									H
	1648	-49.86	-13	-36.86	-60.46	-55.25	1.23	8.76	V
	2472	-53.29	-13	-40.29	-68.11	-60.18	1.44	10.48	V
	3296	-55.91	-13	-42.91	-72.36	-63.85	1.70	11.79	V
									V
									V
									V
									V
Middle	1672	-53.28	-13	-40.28	-64.04	-58.75	1.24	8.85	H
	2512	-59.24	-13	-46.24	-73.71	-66.16	1.44	10.51	H
	3344	-58.71	-13	-45.71	-74.46	-66.75	1.74	11.93	H
									H
									H
									H
									H
	1672	-53.25	-13	-40.25	-63.9	-58.72	1.24	8.85	V
	2512	-56.46	-13	-43.46	-71.12	-63.38	1.44	10.51	V
	3344	-56.85	-13	-43.85	-73.13	-64.89	1.74	11.93	V
									V
									V
									V
									V



Highest	1696	-62.21	-13	-49.21	-73.01	-67.76	1.24	8.94	H
	2544	-59.87	-13	-46.87	-74.38	-66.81	1.44	10.54	H
	3392	-60.27	-13	-47.27	-75.72	-68.41	1.78	12.08	H
									H
									H
									H
									H
	1696	-63.61	-13	-50.61	-74.32	-69.16	1.24	8.94	V
	2544	-60.41	-13	-47.41	-75.13	-67.35	1.44	10.54	V
	3392	-60.00	-13	-47.00	-76.1	-68.14	1.78	12.08	V
									V
									V
									V
									V

Remark: Spurious emissions within 30-1000MHz were found more than 20dB below limit line.



WCDMA 850

WCDMA 850									
Channel	Frequency (MHz)	ERP (dBm)	Limit (dBm)	Over Limit (dB)	SPA Reading (dBm)	S.G. Power (dBm)	TX Cable loss (dB)	TX Antenna Gain (dBi)	Polarization (H/V)
Lowest	1648	-60.68	-13	-47.68	-71.4	-66.07	1.23	8.76	H
	2480	-58.60	-13	-45.60	-73.11	-65.50	1.44	10.48	H
	3296	-59.92	-13	-46.92	-75.97	-67.86	1.70	11.79	H
									H
									H
									H
									H
	1648	-57.16	-13	-44.16	-67.76	-62.55	1.23	8.76	V
	2480	-57.95	-13	-44.95	-72.77	-64.85	1.44	10.48	V
	3296	-59.40	-13	-46.40	-75.85	-67.34	1.70	11.79	V
									V
									V
									V
									V
Middle	1680	-62.80	-13	-49.80	-73.58	-68.30	1.24	8.88	H
	2504	-56.60	-13	-43.60	-71.06	-63.51	1.44	10.50	H
	3360	-59.96	-13	-46.96	-75.61	-68.03	1.76	11.98	H
									H
									H
									H
									H
	1680	-60.66	-13	-47.66	-71.31	-66.16	1.24	8.88	V
	2504	-55.67	-13	-42.67	-70.32	-62.58	1.44	10.50	V
	3360	-59.10	-13	-46.10	-75.32	-67.17	1.76	11.98	V
									V
									V
									V
									V



Highest	1696	-60.09	-13	-47.09	-70.89	-65.64	1.24	8.94	H
	2544	-54.77	-13	-41.77	-69.28	-61.71	1.44	10.54	H
	3392	-60.52	-13	-47.52	-75.97	-68.66	1.78	12.08	H
									H
									H
									H
									H
	1696	-59.21	-13	-46.21	-69.92	-64.76	1.24	8.94	V
	2544	-55.61	-13	-42.61	-70.31	-62.55	1.44	10.54	V
	3392	-59.76	-13	-46.76	-75.86	-67.90	1.78	12.08	V
									V
									V
									V
									V

Remark: Spurious emissions within 30-1000MHz were found more than 20dB below limit line.



GPRS 1900

GPRS 1900									
Channel	Frequency (MHz)	EIRP (dBm)	Limit (dBm)	Over Limit (dB)	SPA Reading (dBm)	S.G. Power (dBm)	TX Cable loss (dB)	TX Antenna Gain (dBi)	Polarization (H/V)
Lowest	3700	-57.59	-13	-44.59	-75.68	-67.90	1.97	12.28	H
	5551	-55.98	-13	-42.98	-76.78	-66.11	2.14	12.27	H
	7401	-50.87	-13	-37.87	-76.47	-58.87	2.18	10.18	H
									H
									H
									H
									H
	3700	-57.49	-13	-44.49	-76.1	-67.80	1.97	12.28	V
	5551	-55.70	-13	-42.70	-77.11	-65.83	2.14	12.27	V
	7401	-50.86	-13	-37.86	-76.43	-58.86	2.18	10.18	V
									V
									V
									V
									V
Middle	3763	-55.88	-13	-42.88	-74.08	-66.12	2.01	12.24	H
	5639	-56.15	-13	-43.15	-77.08	-66.42	2.12	12.39	H
	7522	-50.94	-13	-37.94	-76.23	-58.90	2.11	10.08	H
									H
									H
									H
									H
	3763	-54.32	-13	-41.32	-73.02	-64.56	2.01	12.24	V
	5639	-54.98	-13	-41.98	-76.54	-65.25	2.12	12.39	V
	7522	-50.97	-13	-37.97	-76.16	-58.93	2.11	10.08	V
									V
									V
									V
									V



Highest	3819	-57.82	-13	-44.82	-76.12	-67.99	2.04	12.21	H
	5729	-55.09	-13	-42.09	-76.52	-65.51	2.10	12.52	H
	7639	-51.05	-13	-38.05	-75.9	-59.44	2.11	10.50	H
									H
									H
									H
									H
	3819	-57.49	-13	-44.49	-76.26	-67.66	2.04	12.21	V
	5729	-53.71	-13	-40.71	-75.69	-64.13	2.10	12.52	V
	7639	-51.29	-13	-38.29	-76.18	-59.68	2.11	10.50	V
									V
									V
									V
									V

Remark: Spurious emissions within 30-1000MHz were found more than 20dB below limit line.



EDGE 1900

EDGE 1900									
Channel	Frequency (MHz)	EIRP (dBm)	Limit (dBm)	Over Limit (dB)	SPA Reading (dBm)	S.G. Power (dBm)	TX Cable loss (dB)	TX Antenna Gain (dBi)	Polarization (H/V)
Lowest	3700	-58.66	-13	-45.66	-76.75	-68.97	1.97	12.28	H
	5551	-56.59	-13	-43.59	-77.39	-66.72	2.14	12.27	H
	7401	-50.62	-13	-37.62	-76.22	-58.62	2.18	10.18	H
									H
									H
									H
									H
	3700	-57.71	-13	-44.71	-76.32	-68.02	1.97	12.28	V
	5551	-55.82	-13	-42.82	-77.23	-65.95	2.14	12.27	V
	7401	-50.43	-13	-37.43	-76	-58.43	2.18	10.18	V
									V
									V
									V
									V
Middle	3763	-58.36	-13	-45.36	-76.56	-68.60	2.01	12.24	H
	5639	-56.00	-13	-43.00	-76.93	-66.27	2.12	12.39	H
	7522	-50.87	-13	-37.87	-76.16	-58.83	2.11	10.08	H
									H
									H
									H
									H
	3763	-57.68	-13	-44.68	-76.38	-67.92	2.01	12.24	V
	5639	-55.28	-13	-42.28	-76.83	-65.55	2.12	12.39	V
	7522	-50.94	-13	-37.94	-76.13	-58.90	2.11	10.08	V
									V
									V
									V
									V



Highest	3819	-58.03	-13	-45.03	-76.33	-68.20	2.04	12.21	H
	5729	-55.47	-13	-42.47	-76.9	-65.89	2.10	12.52	H
	7639	-51.17	-13	-38.17	-76.02	-59.56	2.11	10.50	H
									H
									H
									H
									H
	3819	-57.55	-13	-44.55	-76.32	-67.72	2.04	12.21	V
	5729	-54.85	-13	-41.85	-76.83	-65.27	2.10	12.52	V
	7639	-51.23	-13	-38.23	-76.12	-59.62	2.11	10.50	V
									V
									V
									V
									V

Remark: Spurious emissions within 30-1000MHz were found more than 20dB below limit line.



WCDMA 1900

WCDMA 1900									
Channel	Frequency (MHz)	EIRP (dBm)	Limit (dBm)	Over Limit (dB)	SPA Reading (dBm)	S.G. Power (dBm)	TX Cable loss (dB)	TX Antenna Gain (dBi)	Polarization (H/V)
Lowest	3700	-53.69	-13	-40.69	-71.78	-64.00	1.97	12.28	H
	5555	-47.29	-13	-34.29	-68.08	-57.42	2.14	12.28	H
	7403	-50.58	-13	-37.58	-76.18	-58.58	2.17	10.17	H
									H
									H
									H
									H
	3700	-49.57	-13	-36.57	-68.18	-59.88	1.97	12.28	V
	5555	-44.89	-13	-31.89	-66.29	-55.02	2.14	12.28	V
	7403	-49.63	-13	-36.63	-75.19	-57.63	2.17	10.17	V
									V
									V
									V
									V
Middle	3763	-54.38	-13	-41.38	-72.58	-64.62	2.01	12.24	H
	5639	-46.08	-13	-33.08	-67.01	-56.35	2.12	12.39	H
	7522	-51.18	-13	-38.18	-76.47	-59.14	2.11	10.08	H
									H
									H
									H
									H
	3763	-49.48	-13	-36.48	-68.18	-59.72	2.01	12.24	V
	5639	-42.36	-13	-29.36	-63.91	-52.63	2.12	12.39	V
	7522	-49.92	-13	-36.92	-75.11	-57.88	2.11	10.08	V
									V
									V
									V
									V



Highest	3812	-55.04	-13	-42.04	-73.32	-65.22	2.03	12.21	H
	5723	-44.48	-13	-31.48	-65.88	-54.89	2.10	12.51	H
	7641	-51.16	-13	-38.16	-76.01	-59.55	2.11	10.51	H
									H
									H
									H
									H
	3812	-50.01	-13	-37.01	-68.78	-60.19	2.03	12.21	V
	5723	-42.36	-13	-29.36	-64.32	-52.77	2.10	12.51	V
	7641	-51.26	-13	-38.26	-76.16	-59.65	2.11	10.51	V
									V
									V
									V
									V

Remark: Spurious emissions within 30-1000MHz were found more than 20dB below limit line.



WCDMA 1700

WCDMA 1700									
Channel	Frequency (MHz)	EIRP (dBm)	Limit (dBm)	Over Limit (dB)	SPA Reading (dBm)	S.G. Power (dBm)	TX Cable loss (dB)	TX Antenna Gain (dBi)	Polarization (H/V)
Lowest	3427	-45.63	-13	-32.63	-62.03	-56.00	1.81	12.18	H
	5135	-47.52	-13	-34.52	-68.17	-57.34	2.30	12.13	H
	6850	-49.01	-13	-36.01	-72.68	-57.69	2.37	11.05	H
									H
									H
									H
									H
	3427	-40.24	-13	-27.24	-57.26	-50.61	1.81	12.18	V
	5135	-42.62	-13	-29.62	-63.84	-52.44	2.30	12.13	V
	6850	-42.82	-13	-29.82	-67.05	-51.50	2.37	11.05	V
									V
									V
									V
									V
Middle	3469	-45.77	-13	-32.77	-62.63	-56.23	1.84	12.31	H
	5198	-47.97	-13	-34.97	-68.66	-57.83	2.28	12.14	H
	6934	-51.36	-13	-38.36	-75.27	-59.93	2.40	10.97	H
									H
									H
									H
									H
	3469	-41.36	-13	-28.36	-58.74	-51.82	1.84	12.31	V
	5198	-45.08	-13	-32.08	-66.32	-54.94	2.28	12.14	V
	6934	-43.68	-13	-30.68	-68.21	-52.25	2.40	10.97	V
									V
									V
									V
									V



Highest	3504	-46.48	-13	-33.48	-63.7	-57.01	1.87	12.40	H
	5261	-47.41	-13	-34.41	-68.17	-57.31	2.25	12.15	H
	7011	-50.50	-13	-37.50	-74.67	-58.97	2.41	10.88	H
									H
									H
									H
									H
	3504	-42.72	-13	-29.72	-60.39	-53.25	1.87	12.40	V
	5261	-44.63	-13	-31.63	-65.93	-54.53	2.25	12.15	V
	7011	-44.94	-13	-31.94	-69.76	-53.41	2.41	10.88	V
									V
									V
									V
									V

Remark: Spurious emissions within 30-1000MHz were found more than 20dB below limit line.