

4

3

↓

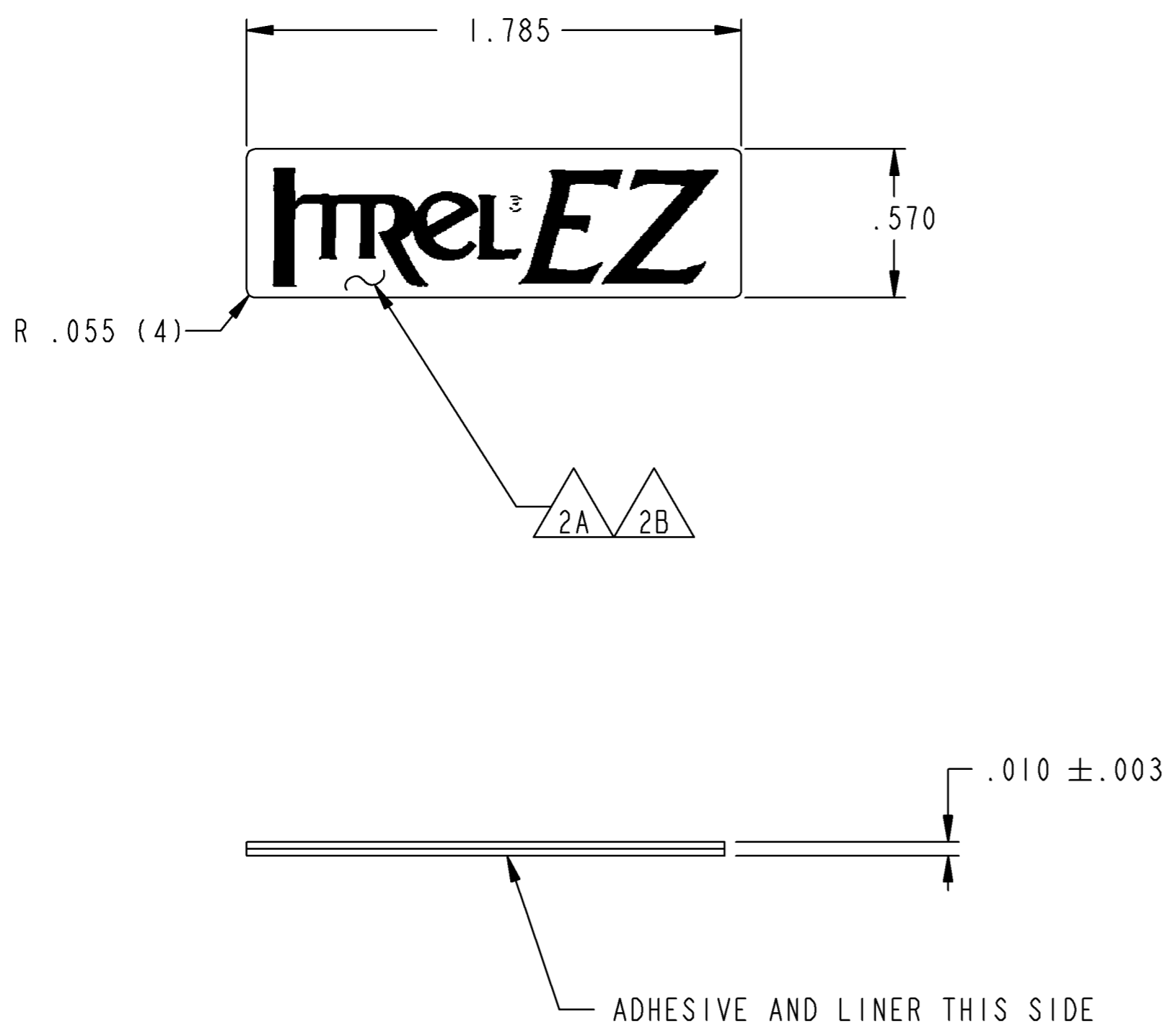
2

1

REVISIONS

REV	DESCRIPTION	ECO NO	DATE	DFTG	APVD
A	DEVELOPMENT	-----	28SEP93	TNT	MS
B	PRODUCTION	93-4062	29NOV93	CEP	MS
C	DIMENSIONAL CHANGES	P94-1344	14JUN94	CEP	MS
D	DIMENSIONAL CHANGES	P96-1377	5JUN96	DAW	MS
E	CHANGE COLOR OF GRAPHICS IN NOTE 2	P99-3644	10NOV99	JWS	DM

MODEL 7434A FRONT LABEL



- 1 MATERIAL: .005 THICK REF VELVET POLYCARBONATE. SECOND SURFACE TO BE PRINTED WITH GRAPHICS INDICATED. ADHESIVE: 3M 467 OR EQUIVALENT, 2 MIL ACRYLIC WITH PROTECTIVE RELEASE LINER. MATERIAL TO BE PER CSA REQUIREMENTS.
 - 2 COLOR: NO OVER PRINTING OF COLORS. BUTT THE TONES ON ALL COLORED AREAS.
 - 3 GRAPHICS CONTENT AND LAYOUT TO BE AS SHOWN PER MEDTRONIC KEYLINE, KEYLINE WILL BE SUPPLIED (STORED) BY NEURO DIVISION.
 - 4 RELEASE LINER TO BE SLIT TO FACILTATE REMOVAL.
- △2A GRAPHICS INDICATED TO BE PMS 431 GRAY.
 △2B AREA INDICATED TO BE PMS 422 GREY.

Medtronic NEUROLOGICAL DIVISION MEDTRONIC, INC. MINNEAPOLIS, MINNESOTA USA	TITLE LABEL - I.D., 7434	
	SCALE 0.500	DO NOT SCALE PRINT UNLESS OTHERWISE SPECIFIED ALL DIMENSIONS ARE IN INCHES
MEDTRONIC CONFIDENTIAL THIS DOCUMENT IS THE PROPERTY OF MEDTRONIC, INC. AND MUST BE ACCOUNTED FOR. INFORMATION HEREON IS CONFIDENTIAL DO NOT REPRODUCE IT, REVEAL IT TO UNAUTHORIZED PERSONS OR SEND IT OUTSIDE MEDTRONIC WITHOUT PROPER AUTHORIZATION	DRAFTING T.N. THOMPSON	DATE 09SEP93
	THE CAD DATA FOR THIS PART NUMBER CAN BE MADE AVAILABLE UPON REQUEST	
UNSPECIFIED DRAWING PRACTICES PER ANSI Y14.5M, 1982	X.X ± ----- X.XX ± .02 X.XXX ± .010 ANGLES ± ---	TYPE FIRST DESIGNED FOR MODEL 7434 NEXT ASSY 7434000
THIRD ANGLE PROJECTION 	SIZE C	PART NUMBER 193519
		REV E
		SHEET 1 of 1

4

3

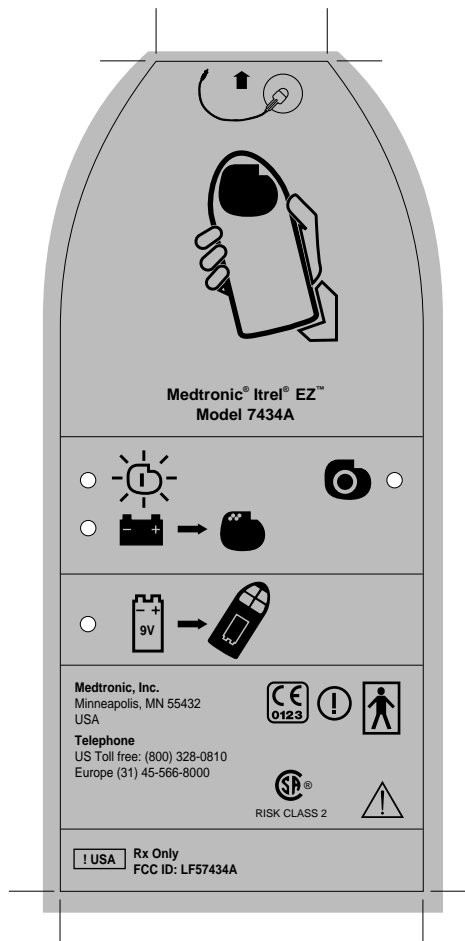
↑

2

MODEL 7434A BACK LABEL

Compliance Statement is in the Manual.

NOTE: "Rx only" at bottom of label refers to Prescription only.



PMS 422 GREY



Medtronic

When Life Depends on Medical Technology

**NEUROLOGICAL
DIVISION**

**CONTROLLED
DOCUMENT/RECORD**

MODEL OR BUCKET NO.	RECORD NO.	REV. NO.	RECORD DESCRIPTION	PROJECT NO:
7434	600013 600016	60085 2/13/99 01	FCC Approval Letter for Labeling Exemption	N1019

TYPE OF RECORD: DHF PMR PHR

AUTHOR: Federal Communications Commission SUBMITTED BY: J. Grevious

ASSOCIATING RECORD:

Models Affected: 7435, 7436, 3031A, 3032A.

DOCUMENT/RECORD HISTORY:

FCC approval letter with attached letter of request submitted to FCC to support design of universal labels for Patient Programmers.

AUTHORIZATION SIGNATURES

FUNCTION TITLE	NAME	SIGNATURE	DATE
Design	John Grevious	<i>John Grevious</i>	July 12, 1999

NOTIFICATION OF COMPLETION

NAME	NAME
Eric Bonde	
Wynee Igel	



FEDERAL COMMUNICATIONS COMMISSION
Laboratory Division, Equipment Authorization Branch
7435 Oakland Mills Road, Columbia, MD 21046
Telephone: (301) 362-3027, Facsimile: (301) 344-2050
July 1, 1999

TO: John Grevious
ORGANIZATION: Medtronic, Inc.

PHONE NUMBER: 612-514-5210

FAX NUMBER: 612-514-5612

FROM: Richard Fabina
NO. OF PAGES: 1

TITLE: Acting Chief, Equipment Authorization Branch

Please direct inquiries, if any, to the sender at the telephone number above.

Dear Mr. Grevious:

The following is in response to your faxes of May 28 and June 30, 1999, regarding proposed labeling changes to a device identified by FCC ID: LF57435. In the referenced communication, you ask if it is permissible to move the compliance statement required by Section 15.19(a)(3) of the FCC Rules from the label of the device to the user's manual. I apologize for the delay in answering this simple question. Apparently, the May 28th incoming correspondence was lost in our volume of paperwork.

Yes, it is acceptable to place the compliance statement in the user's manual of a device in accordance with Section 15.19(a)(5) of the Rules when the device is so small, or it is not practical, to place the compliance statement on it. We concur that this device meets this criteria to permit the compliance statement to be located in the user's manual.

I trust that this has answered your questions. However, if you have any additional questions about this matter, please contact me at the address or telephone numbers above.



Medtronic Neurological
800 53rd Avenue NE
P.O. Box 1250
Minneapolis, MN 55440-9087
Internet: www.medtronic.com
Telephone: (612) 514-5000
Toll Free: 1-800-328-0810
FAX: (612) 514-5078

Richard Fabina
Federal Communications Commission
Washington, D.C. 20554

May 28, 1999

Dear Mr. Fabina:

The purpose of this letter is to determine if we may be exempted from placing the FCC part 15 statement ("This device complies with...") on the labels of our hand held patient programmers. These programmers are best categorized as inefficient radiators that use short-range inductive coupling (i.e. within a few inches) at 175 kHz to communicate to implanted medical devices.

Presently we print both the FCC ID# and the FCC part 15 statement on both the device label and in the manual. We wish to make a universal label for worldwide use. The label designers require more print space on the label to accomplish this task. I understand such exemptions can be applied to other devices such as hearing aids where obvious space/size restrictions become an issue. In our case we have maximized the label size and use it for both user instruction and industry standards information. Please refer to the attached edited drawings (A, B, C1, C2, D) for an overview of this product and to better understand this request.

To meet the FCC labeling requirements and achieve our universal labeling needs we are requesting allowance to apply the FCC information per attachment D for our patient programmer products. Thank you for your time to review this request.

Sincerely,


A handwritten signature in black ink that reads "John Grevious".

John Grevious
Principal Engineer
Medtronic, Inc.
Phone: (612) 514-5210
Fax: (612) 514-5612
e-mail john.grevious@medtronic.com

④




Inductive Coupled
transmitter for
short range (<1ft)
✓ communication
with medically
implanted products



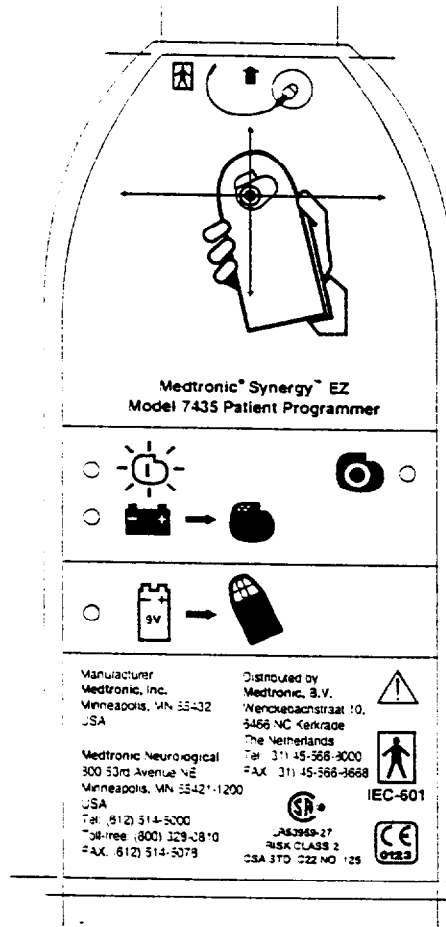
Reference:
FCC ID #
LF57435
Conf # EA 93061
For more details

Note: These photos depict a sample of the device (Patient Programmer)
for which our labeling question applies.



9V Battery
provides scale
for these
photo's

(B)



User Instruction
Section

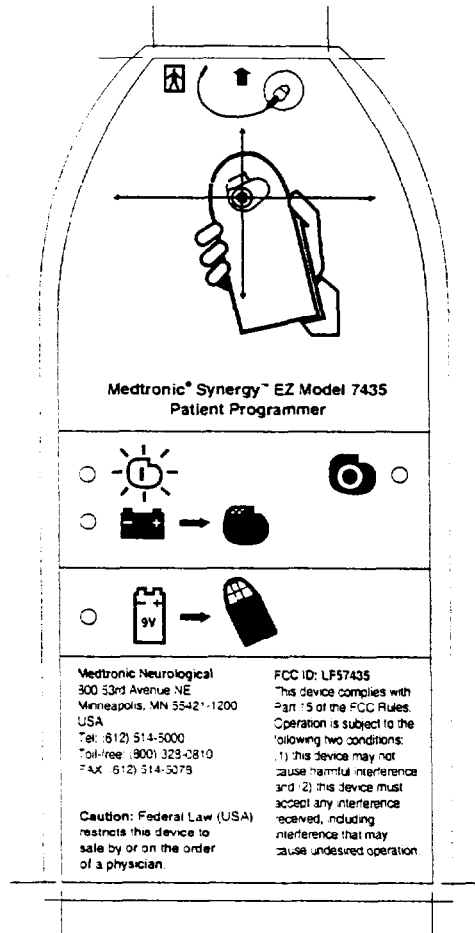
Operational Informatio.
Section

Industry Standards
Section.

- Label for use outside U.S.

UC9700819cEN/194733-004

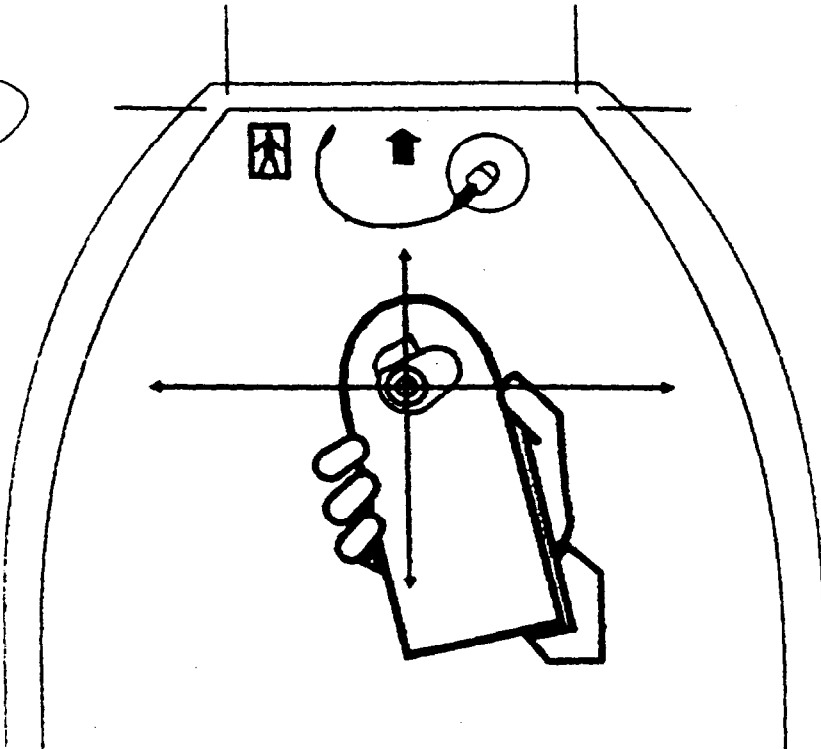
C1



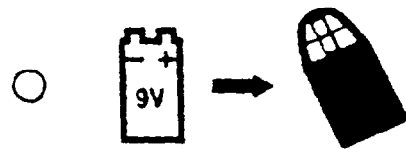
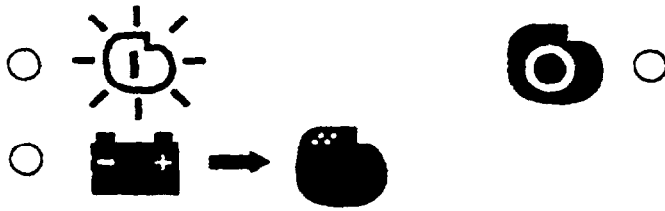
Example of Label used for products within the U.S.

UC9900344EN/220183_001

C2



**Medtronic® Synergy™ EZ Model 7435
Patient Programmer**



Medtronic Neurological
800 53rd Avenue NE
Minneapolis, MN 55421-1200
USA
Tel: (612) 514-5000
Toll-free: (800) 328-0810
FAX: (612) 514-5078

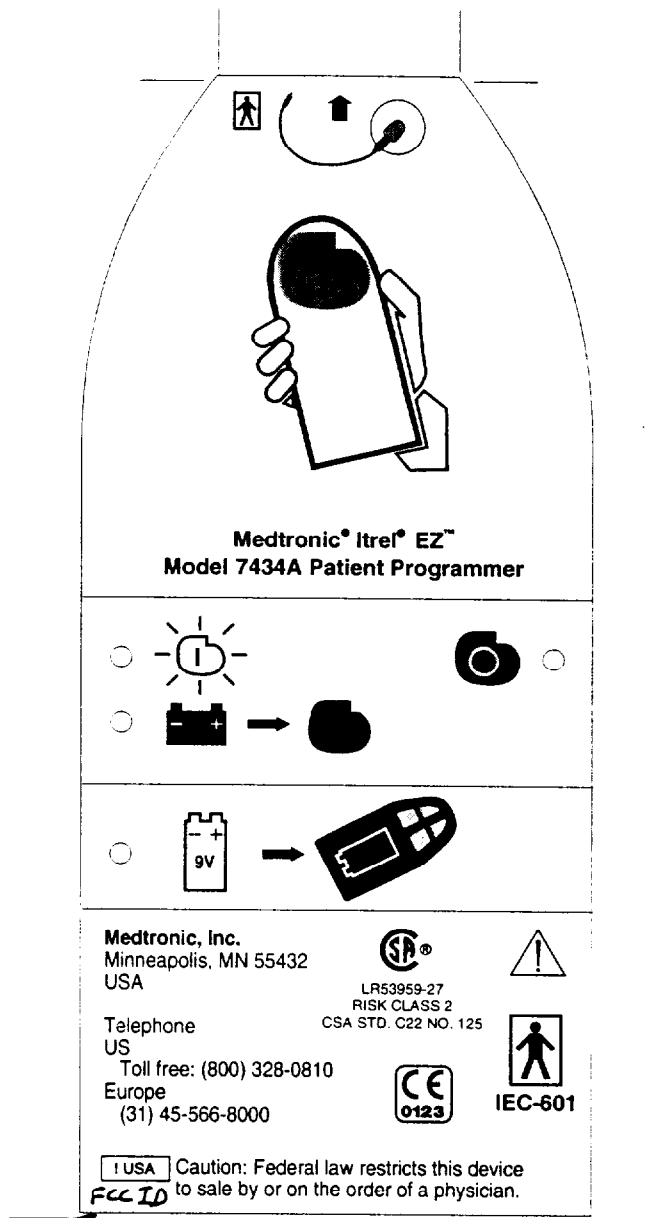
Caution: Federal Law (USA)
restricts this device to
sale by or on the order
of a physician.

FCC ID: LF57435

This device complies with
Part 15 of the FCC Rules.
Operation is subject to the
following two conditions:
(1) this device may not
cause harmful interference
and (2) this device must
accept any interference
received, including
interference that may
cause undesired operation.

- Our product
→ label designers
need more label
space to achieve
a universal label
design.
- This statement is
also provided in the
device manual.

① A prototype DRAFT of a "universal label"



FCC ID: LFS7435

Our request is to do the following:

- FCC ID # on external label.
- FCC ID # and full FCC statement ~~to~~ printed in the device manual.

Draft
UC9900371 EE/220181-001