


**FCC ID: LDKMWIBS1900**




**FIG 1. A PICTURE OF MWIBS SYSTEM OPENING FRONT DOOR**

**FCC ID: LDKMWIBS1900**




**FIG 2. POWER MODULE (LEFT) AND RF TRANCEIVER (RIGHT)**

**FCC ID: LDKMWIBS1900**




**FIG 3. ENCLOSED DIGITAL BOARD**

**FCC ID: LDKMWIBS1900**




**FIG 4. OPENING DIGITAL BOARDS**

**FCC ID: LDKMWIBS1900**




**FIG 4. OPENING DIGITAL BOARDS**

**FCC ID: LDKMWIBS1900**



**FIG 5. POWER AND SIGNAL CABLE CONNECTIONS TO RF TRANCEIVER**

**FCC ID: LDKMWIBS1900**



**FIG 6. POWER MODULE**

FCC ID: LDKMWIBS1900



FIG 7. DUPLEXER (LEFT) FOR RX AND TX AND POWER MODULE