



Cisco Horizontally Polarized Omnidirectional Antenna (IW-ANT-OMH-55-N)

This chapter contains the following sections:

- [Overview, on page 1](#)
- [Electrical Specifications, on page 2](#)
- [Mechanical and Environmental Specifications, on page 2](#)
- [Mechanical Drawing, on page 2](#)
- [Radiation Patterns, on page 3](#)

Overview

The Cisco horizontally polarized omnidirectional antenna (IW-ANT-OMH-55-N) is designed for long-lasting operation with outdoor access points. Its rugged design withstands harsh environments, making the antenna ideal for industrial wireless, enterprise, and military applications. The antenna is DC grounded for ESD protection of radio components.

Figure 1: IW-ANT-OMH-55-N Antenna



Features include the following:

- UV-stable, white ruggedized plastic radome
- Chrome plated mounting base
- DC grounded design
- Fully sealed IP67 design

- Type N Female
- Wind rated 125 mph
- Temperature -40°C to +85°C

Electrical Specifications

The following table is a summary of the electrical specifications:

Typical VSWR	<2:1
Bandwidth	5.1-5.9 GHz
Nominal Impedance	50 Ω
Gain	5 dBi
Elevation Half Power Beamwidth	30°
Maximum Power	40 watts
Polarization	Horizontal

Mechanical and Environmental Specifications

The following table is a summary of the mechanical and environmental specifications:

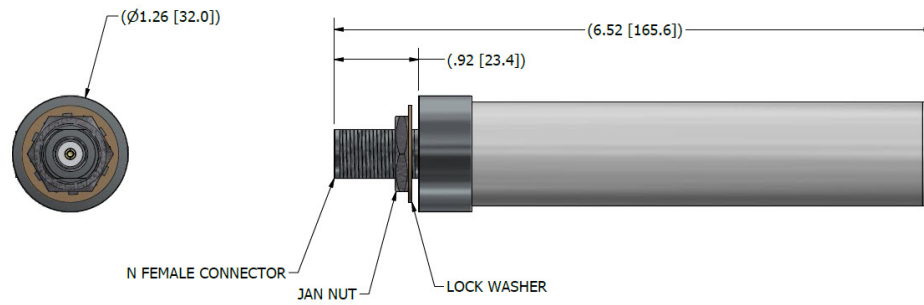
Dimensions	1.26 OD x 6.55 L in (3.20 x 16.63 cm)
Weight	4 oz
Housing Material	White UV-stable ASA
Temperature Range	-40°C to +85°C
Bending Moment at Rated Wind	0.57 lbf-ft
Lateral Thrust at Rated Wind	2.1 lbf
Equivalent Flat Plate Area	0.030 ft ²

Mechanical Drawing

The following diagram provides mechanical details of the antenna.



Note All measurements are in inches/millimeters.



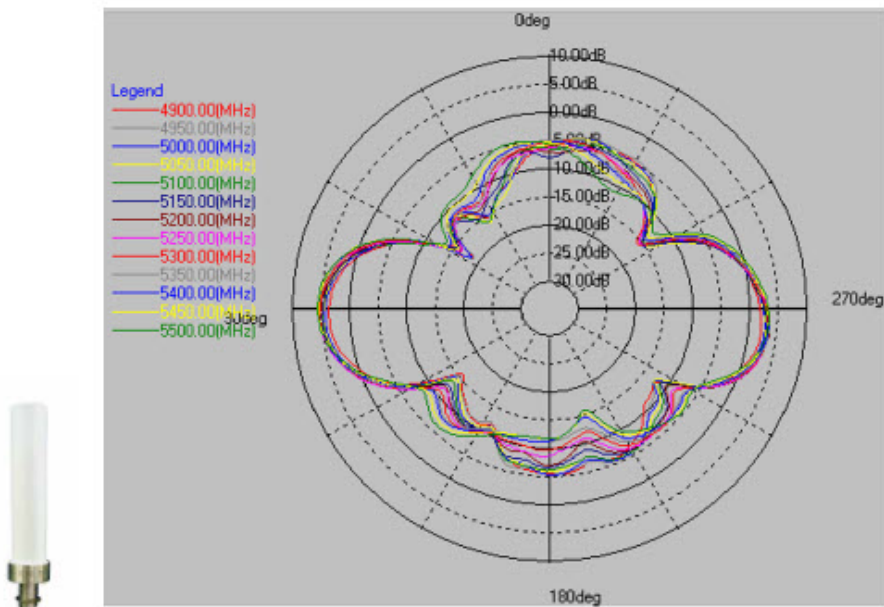
Radiation Patterns

The following figures show the antenna radiation patterns.

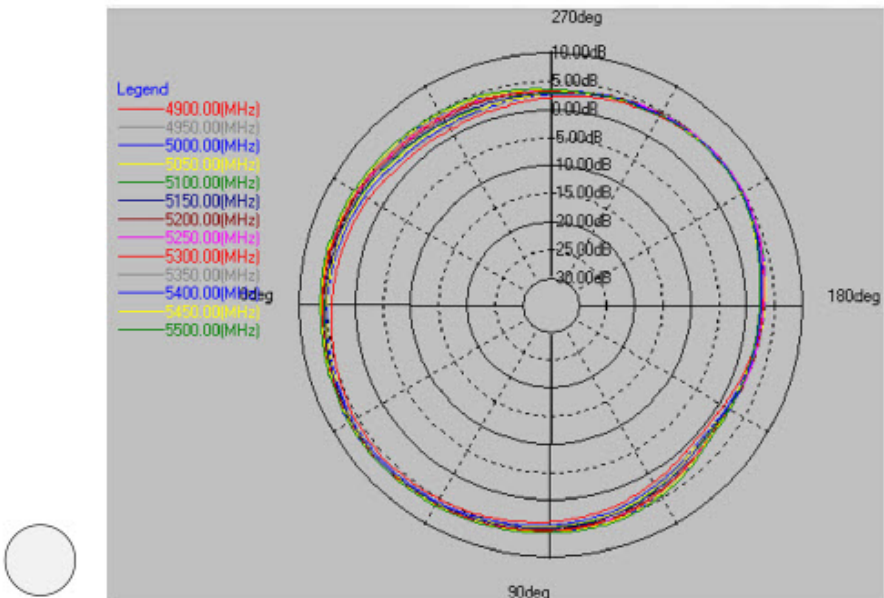


Note These radiation patterns show frequencies tested by the antenna vendor outside of the supported 4.9-5.9 GHz frequency range.

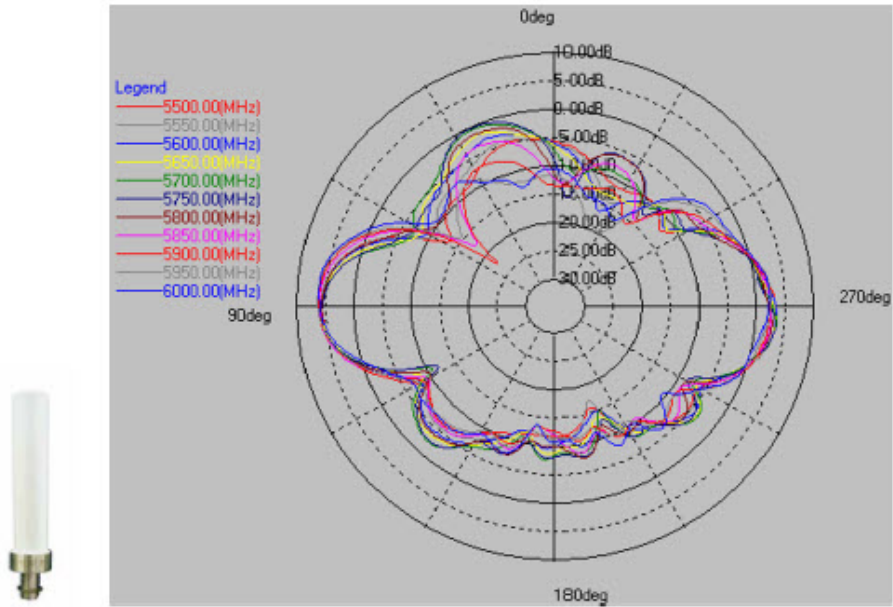
Elevation - Phi 90



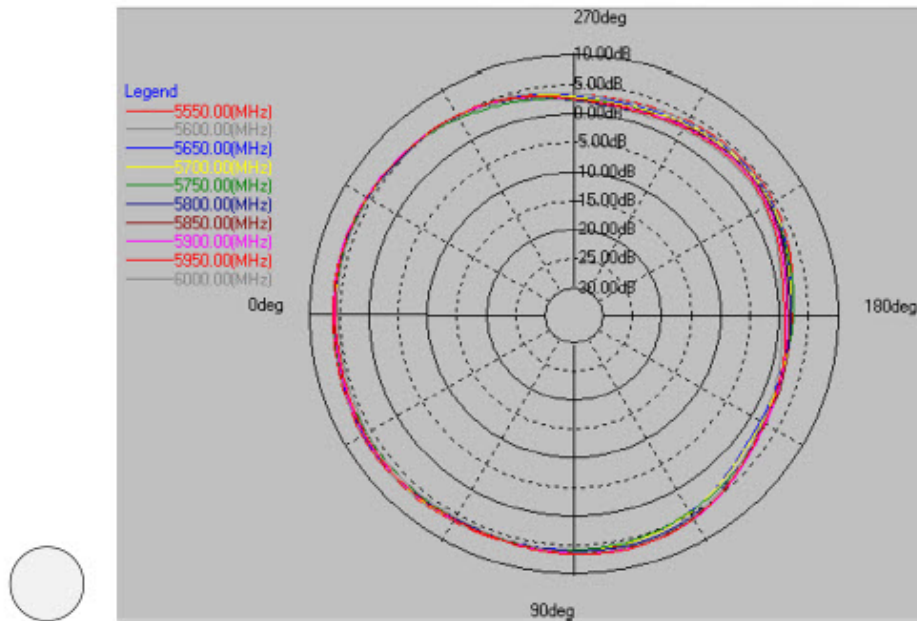
Azimuth - Theta 90



Elevation - Phi 90



Azimuth - Theta 90



Radiation Patterns