



## OCX24529-CS2

### 2.4-2.5 GHZ, 5.25-5.925 GHZ DUAL-BAND OMNIDIRECTIONAL ANTENNA

The OCX24529-CS2 is a 2.4-2.5/5.25-5.925 GHz dual-band omnidirectional collinear array especially designed to compliment interior or exterior mounted wireless network systems. The integrated male N-connector is embedded in the antenna base cap for direct AP mounting. Sealing permits either upright or inverted orientation in outdoor locations. The antenna may also be pole-mounted when separation from the AP is required for optimum positioning.

### FEATURES AND BENEFITS

- Installed upright or inverted
- Vertically polarized omnidirectional
- Rugged, light weight and water resistant
- Full wide band 802.11 a/b/g performance
- Compact size

### APPLICATIONS

- Outdoor metropolitan mesh networks
- Enterprise WLAN networks
- Indoor/outdoor mast mounts
- High to medium density customer premise locations

### ELECTRICAL SPECIFICATION

Model Number	OCX24529-CS2				
Cisco Model Number	AIR-ANT2568VG-NS				
Cisco Mfg Part Number	07-100554-01				
Self-Identifying Circuitry	07-100554-01				
Operating Frequency (MHz)	2400-2420	2420-2500	5250-5700	5700-5850	5850-5925
Gain (dBi) – Max	6.0	6.0	7.9	8.0	8.0
VSWR – Max	<1.7	<1.5	<1.8	<1.5	<2.0
E-Plane 3 dB Beamwidth, degrees	22		11		
H-Plane 3 dB Beamwidth	Omnidirectional				
Omnidirectional Ripple, dB	<2				
Nominal Impedance (Ohms)	50				
Max Power - Ambient 25°C (W)	1				
Polarization	Vertical Linear				
H-Plane 3dB Beamwidth	Omnidirectional				

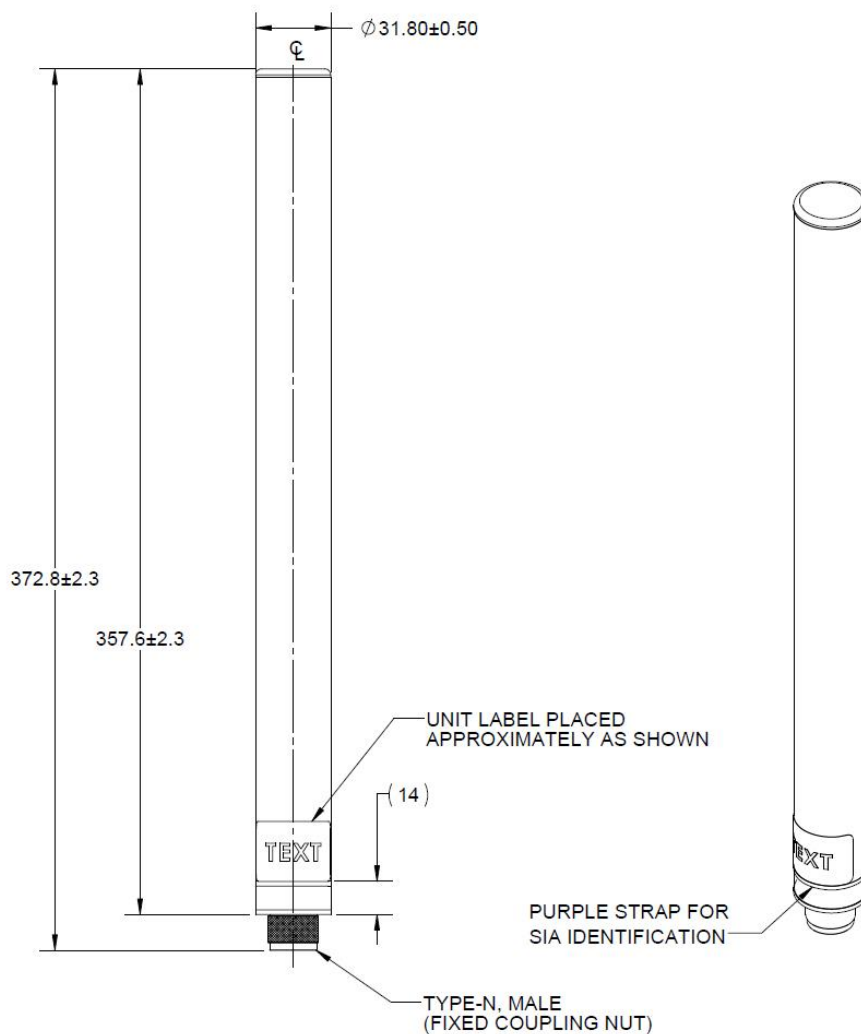
## MECHANICAL SPECIFICATION

Dimensions - mm (inches)	377.2 x 31.80 (14.85 x 1.25)
Weight - kg (lbs.)	0.18 (0.40)
Radome Material	UV Polycarbonate Gray with purple strap (at the bottom)
Connector	Type N, Fixed, Male
IP Rating	IP67

## ENVIRONMENTAL SPECIFICATIONS

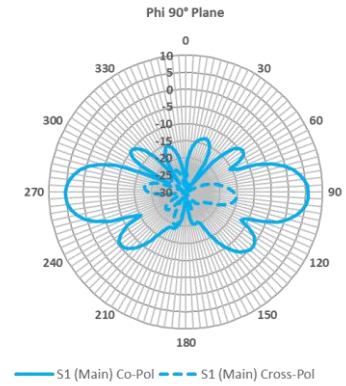
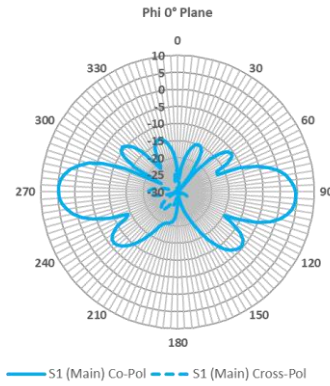
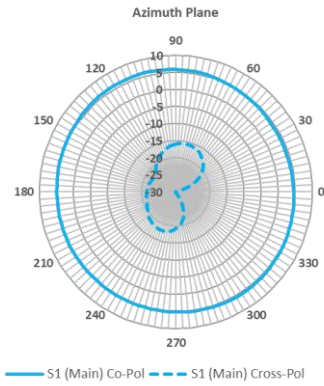
Operating Environment (Indoor or Outdoor)	Indoor/Outdoor
Operating Temperature - °C (°F)	-30 to +70°C (-22 to +158°F)
Storage Temperature - °C (°F)	-40 to +85°C (-40 to +185°F)
Material Substance Compliance	RoHS

## MECHANICAL DRAWING

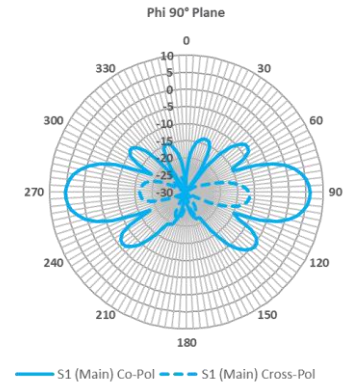
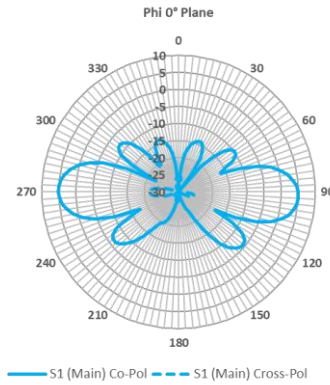
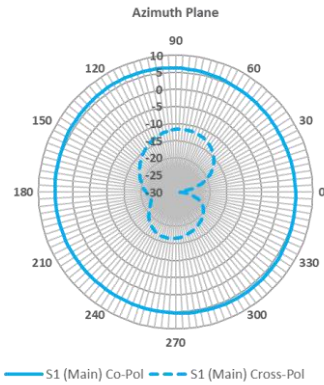


# RADIATION PATTERNS

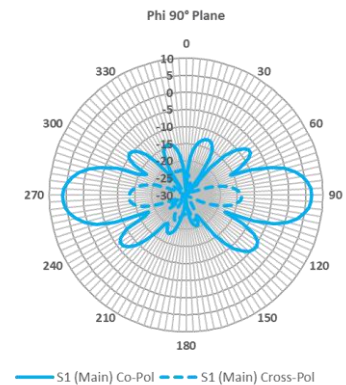
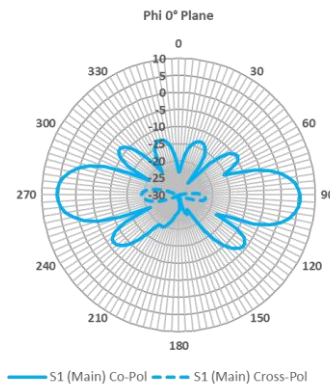
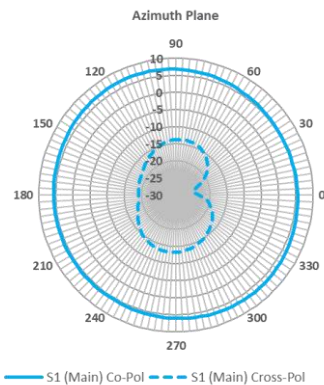
## 2400



## 2450 MHz

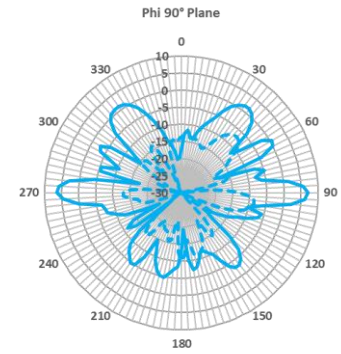
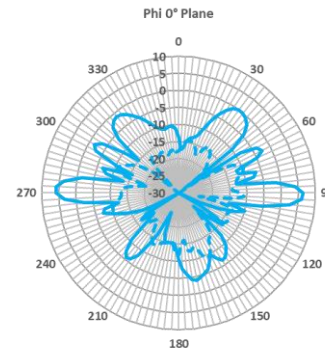
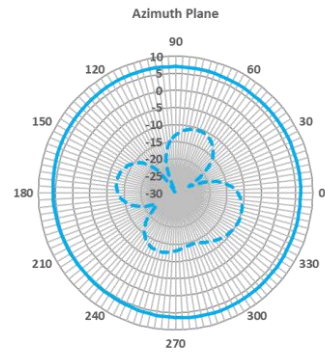


## 2500 MHz



# RADIATION PATTERNS

## 5250 MHz

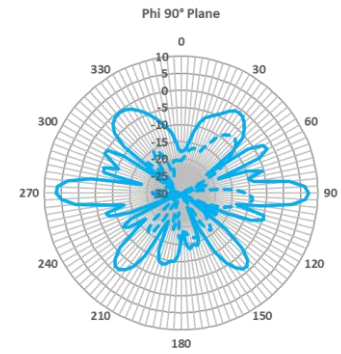
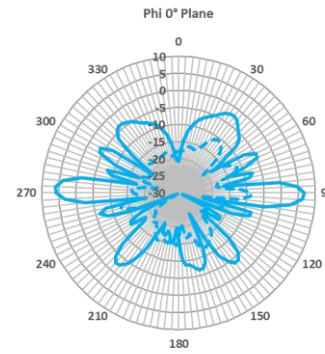
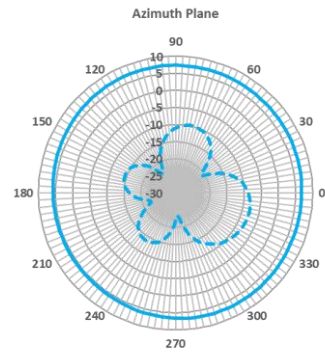


— S1 (Main) Co-Pol - - - S1 (Main) Cross-Pol

— S1 (Main) Co-Pol - - - S1 (Main) Cross-Pol

— S1 (Main) Co-Pol - - - S1 (Main) Cross-Pol

## 5350 MHz

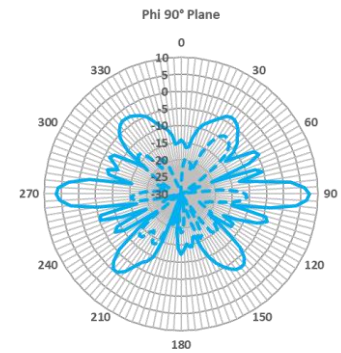
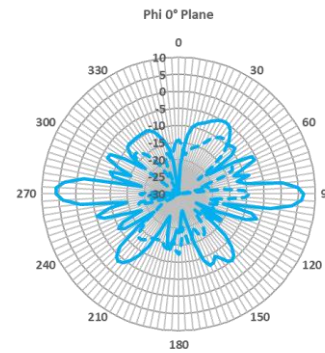
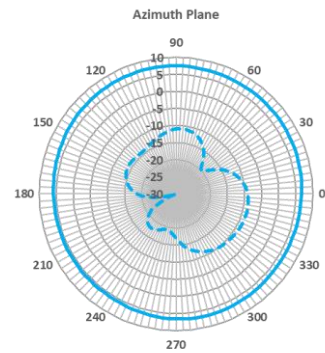


— S1 (Main) Co-Pol - - - S1 (Main) Cross-Pol

— S1 (Main) Co-Pol - - - S1 (Main) Cross-Pol

— S1 (Main) Co-Pol - - - S1 (Main) Cross-Pol

## 5470 MHz



— S1 (Main) Co-Pol - - - S1 (Main) Cross-Pol

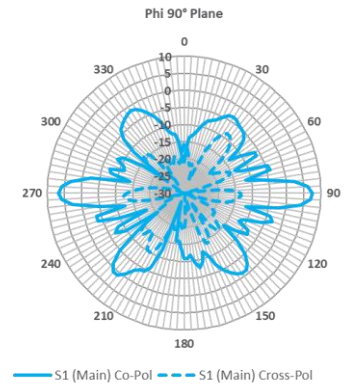
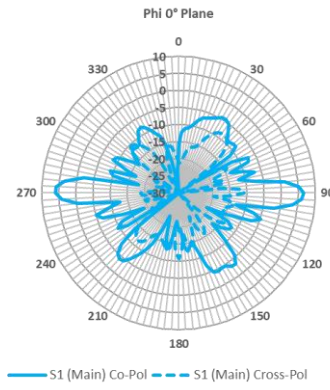
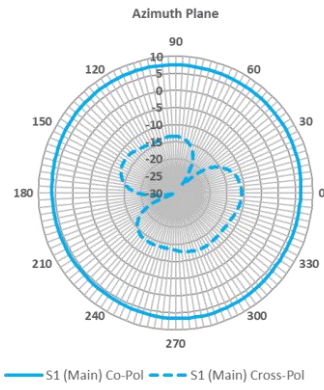
— S1 (Main) Co-Pol - - - S1 (Main) Cross-Pol

— S1 (Main) Co-Pol - - - S1 (Main) Cross-Pol

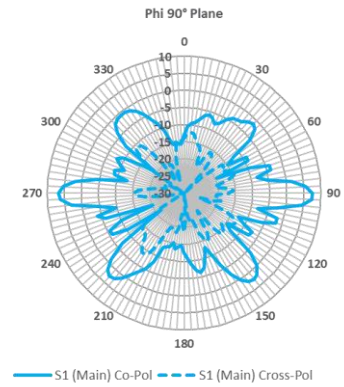
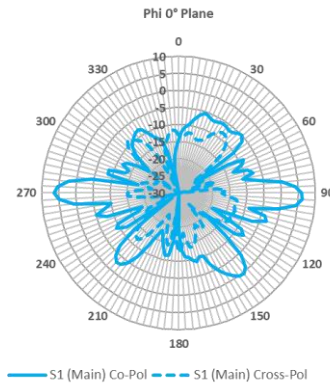
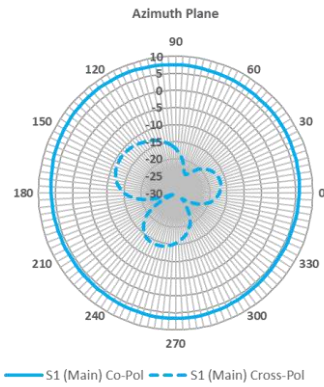


# RADIATION PATTERNS

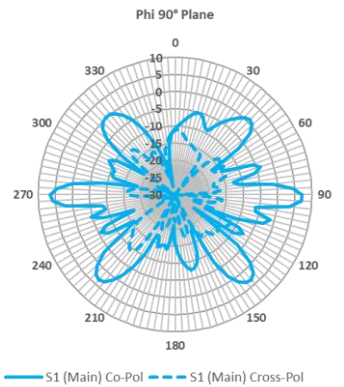
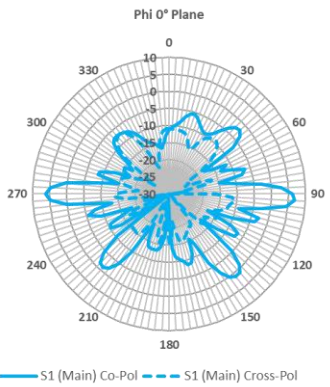
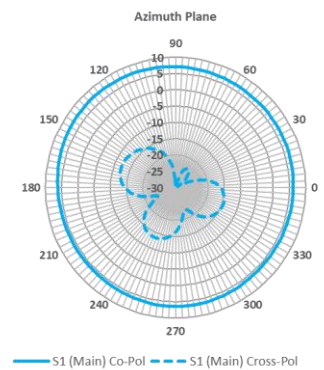
## 5550 MHz



## 5725 MHz

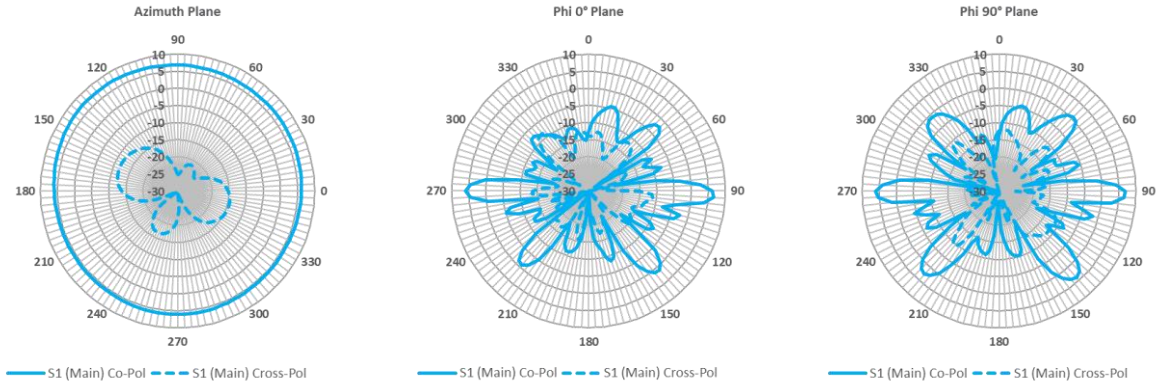


## 5850 MHz



## RADIATION PATTERNS

### 5900 MHz



Company Address: TE Connectivity, 3101 Fulling Mill Road, Middletown, PA, 17057, USA

### TE TECHNICAL SUPPORT CENTER

USA:	+1 (800) 522-6752
Canada:	+1 (905) 475-6222
Mexico:	+52 (0) 55-1106-0800
Latin/S. America:	+54 (0) 11-4733-2200
Germany:	+49 (0) 6251-133-1999
UK:	+44 (0) 800-267666
France:	+33 (0) 1-3420-8686
Netherlands:	+31 (0) 73-6246-999
China:	+86 (0) 400-820-6015

### te.com

TE, and TE connectivity (logo) are trademarks owned or licensed by the TE Connectivity Ltd. family of companies. All other logos, products and/or company names referred to herein might be trademarks of their respective owners.

The information given herein, including drawings, illustrations and schematics which are intended for illustration purposes only, is believed to be reliable. However, TE Connectivity makes no warranties as to its accuracy or completeness and disclaims any liability in connection with its use. TE Connectivity's obligations shall only be as set forth in TE Connectivity's Standard Terms and Conditions of Sale for this product and in no case will TE Connectivity be liable for any incidental, indirect or consequential damages arising out of the sale, resale, use or misuse of the product. Users of TE Connectivity products should make their own evaluation to determine the suitability of each such product for the specific application.

TE Connectivity warrants to the original end user customer of its products that its products are free from defects in material and workmanship. Subject to conditions and limitations TE Connectivity will, at its option, either repair or replace any part of its products that prove defective because of improper workmanship or materials. This limited warranty is in force for the useful lifetime of the original end product into which the TE Connectivity product is installed. Useful lifetime of the original end product may vary but is not warranted to exceed one (1) year from the original date of the end product purchase.

©2022 TE Connectivity. All Rights Reserved.

08/22 Original