

Conducted Spurious emissions Average - Antenna gain 8dBi.

Frequency 5180 MHz

Mode	Tx Paths	Correlated Antenna Gain (dBi)	Tx 1 Spur Power (dBm)	Tx 2 Spur Power (dBm)	Duty Cycle (dB)	Total Conducted Spur (dBm)	Limit (dB)	Margin (dB)
Non HT20, 6 to 54 Mbps	1	8	-61.9		0.26	-53.6	-41	12.39
Non HT20, 6 to 54 Mbps	2	8	-63.3	-61.1	0.26	-50.8	-41	9.55
Non HT20 Beam Forming, 6 to 54 Mbps	2	11	-63.2	-61.4	0.26	-47.9	-41	6.69
HT/VHT20, M0 to M7	1	8	-62.2		0.36	-53.8	-41	12.59
HT/VHT20, M0 to M7	2	8	-62.9	-61.7	0.36	-50.9	-41	9.64
HT/VHT20, M8 to M15	2	8	-62.9	-61.7	0.36	-50.9	-41	9.64
HT/VHT20 Beam Forming, M0 to M7	2	11	-63.3	-61.5	0.36	-47.9	-41	6.69
HT/VHT20 Beam Forming, M8 to M15	2	8	-62.9	-61.7	0.36	-50.9	-41	9.64
HT/VHT20 STBC, M8 to M15	2	8	-62.9	-61.7	0.36	-50.9	-41	9.64
HE20, M0 to M11 1ss	1	8	-63.0		0.28	-54.7	-41	13.47
HE20, M0 to M11 1ss	2	8	-62.8	-61.6	0.28	-50.9	-41	9.62
HE20, M0 to M11 2ss	2	8	-62.8	-61.6	0.28	-50.9	-41	9.62
HE20 Beam Forming, M0 to M11 1ss	2	11	-62.7	-61.7	0.28	-47.9	-41	6.63
HE20 Beam Forming, M0 to M11 2ss	2	8	-62.8	-61.6	0.28	-50.9	-41	9.62
HE20 STBC, M0 to M11 2ss	2	8	-62.8	-61.6	0.28	-50.9	-41	9.62

Frequency 5190 MHz

Mode	Tx Paths	Correlated Antenna Gain (dBi)	Tx 1 Spur Power (dBm)	Tx 2 Spur Power (dBm)	Duty Cycle (dB)	Total Conducted Spur (dBm)	Limit (dB)	Margin (dB)
Non HT40, 6 to 54 Mbps	1	8	-62.7		0.17	-54.5	-41	13.28
Non HT40, 6 to 54 Mbps	2	8	-62.7	-60.8	0.17	-50.5	-41	9.22
HT/VHT40, M0 to M7	1	8	-62.8		0.3	-54.5	-41	13.25
HT/VHT40, M0 to M7	2	8	-62.3	-61.1	0.3	-50.4	-41	9.1
HT/VHT40, M8 to M15	2	8	-62.3	-61.1	0.3	-50.4	-41	9.1
HT/VHT40 Beam Forming, M0 to M7	2	11	-63.0	-61.2	0.3	-47.7	-41	6.45
HT/VHT40 Beam Forming, M8 to M15	2	8	-62.3	-61.1	0.3	-50.4	-41	9.1
HT/VHT40 STBC, M8 to M15	2	8	-62.3	-61.1	0.3	-50.4	-41	9.1
HE40, M0 to M11 1ss	1	8	-62.4		0.27	-54.1	-41	12.88
HE40, M0 to M11 1ss	2	8	-62.8	-61.3	0.27	-50.7	-41	9.45
HE40, M0 to M11 2ss	2	8	-62.8	-61.3	0.27	-50.7	-41	9.45
HE40 Beam Forming, M0 to M11 1ss	2	11	-63.1	-61.5	0.27	-47.9	-41	6.69
HE40 Beam Forming, M0 to M11 2ss	2	8	-62.8	-61.3	0.27	-50.7	-41	9.45
HE40 STBC, M0 to M11 2ss	2	8	-62.8	-61.3	0.27	-50.7	-41	9.45

Frequency 5210 MHz

Mode	Tx Paths	Correlated Antenna Gain (dBi)	Tx 1 Spur Power (dBm)	Tx 2 Spur Power (dBm)	Duty Cycle (dB)	Total Conducted Spur (dBm)	Limit (dB)	Margin (dB)
Non HT80, 6 to 54 Mbps	1	8	-61.4		0.38	-53.0	-41	11.77
Non HT80, 6 to 54 Mbps	2	8	-61.1	-61.2	0.38	-49.8	-41	8.51
VHT80, M0 to M11 1ss	1	8	-61.2		0.33	-52.9	-41	11.62
VHT80, M0 to M11 1ss	2	8	-61.2	-61.1	0.33	-49.8	-41	8.56
VHT80, M0 to M11 2ss	2	8	-61.2	-61.1	0.33	-49.8	-41	8.56
VHT80 Beam Forming, M0 to M11 1ss	2	11	-61.7	-60.7	0.33	-46.8	-41	5.58
VHT80 Beam Forming, M0 to M11 2ss	2	8	-61.2	-61.1	0.33	-49.8	-41	8.56
VHT80 STBC, M0 to M11 2ss	2	8	-61.2	-61.1	0.33	-49.8	-41	8.56
HE80, M0 to M11 1ss	1	8	-61.3		0.29	-53.0	-41	11.76
HE80, M0 to M11 1ss	2	8	-61.2	-60.8	0.29	-49.7	-41	8.44
HE80, M0 to M11 2ss	2	8	-61.2	-60.8	0.29	-49.7	-41	8.44
HE80 Beam Forming, M0 to M11 1ss	2	11	-61.1	-60.6	0.29	-46.5	-41	5.29
HE80 Beam Forming, M0 to M11 2ss	2	8	-61.2	-60.8	0.29	-49.7	-41	8.44
HE80 STBC, M0 to M11 2ss	2	8	-61.2	-60.8	0.29	-49.7	-41	8.44

Frequency 5220 MHz

Mode	Tx Paths	Correlated Antenna Gain (dBi)	Tx 1 Spur Power (dBm)	Tx 2 Spur Power (dBm)	Duty Cycle (dB)	Total Conducted Spur (dBm)	Limit (dB)	Margin (dB)
Non HT20, 6 to 54 Mbps	1	8	-62.2		0.26	-53.9	-41	12.69
Non HT20, 6 to 54 Mbps	2	8	-62.7	-61.3	0.26	-50.7	-41	9.43
Non HT20 Beam Forming, 6 to 54 Mbps	2	11	-63.1	-61.6	0.26	-48.0	-41	6.77
HT/VHT20, M0 to M7	1	8	-61.7		0.36	-53.3	-41	12.09
HT/VHT20, M0 to M7	2	8	-62.9	-61.6	0.36	-50.8	-41	9.58
HT/VHT20, M8 to M15	2	8	-62.9	-61.6	0.36	-50.8	-41	9.58
HT/VHT20 Beam Forming, M0 to M7	2	11	-63.4	-61.9	0.36	-48.2	-41	6.97
HT/VHT20 Beam Forming, M8 to M15	2	8	-62.9	-61.6	0.36	-50.8	-41	9.58
HT/VHT20 STBC, M8 to M15	2	8	-62.9	-61.6	0.36	-50.8	-41	9.58
HE20, M0 to M11 1ss	1	8	-62.2		0.28	-53.9	-41	12.67
HE20, M0 to M11 1ss	2	8	-63.0	-62.0	0.28	-51.2	-41	9.93
HE20, M0 to M11 2ss	2	8	-63.0	-62.0	0.28	-51.2	-41	9.93
HE20 Beam Forming, M0 to M11 1ss	2	11	-63.6	-62.4	0.28	-48.7	-41	7.42
HE20 Beam Forming, M0 to M11 2ss	2	8	-63.0	-62.0	0.28	-51.2	-41	9.93
HE20 STBC, M0 to M11 2ss	2	8	-63.0	-62.0	0.28	-51.2	-41	9.93

Frequency 5230 MHz

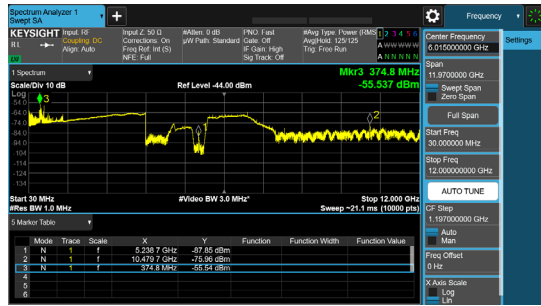
Mode	Tx Paths	Correlated Antenna Gain (dBi)	Tx 1 Spur Power (dBm)	Tx 2 Spur Power (dBm)	Duty Cycle (dB)	Total Conducted Spur (dBm)	Limit (dB)	Margin (dB)
Non HT40, 6 to 54 Mbps	1	8	-61.3		0.17	-53.1	-41	11.88
Non HT40, 6 to 54 Mbps	2	8	-62.6	-61.1	0.17	-50.6	-41	9.36
HT/VHT40, M0 to M7	1	8	-61.7		0.3	-53.4	-41	12.15
HT/VHT40, M0 to M7	2	8	-62.8	-61.1	0.3	-50.6	-41	9.31
HT/VHT40, M8 to M15	2	8	-62.8	-61.1	0.3	-50.6	-41	9.31
HT/VHT40 Beam Forming, M0 to M7	2	11	-62.6	-61.2	0.3	-47.5	-41	6.29
HT/VHT40 Beam Forming, M8 to M15	2	8	-62.8	-61.1	0.3	-50.6	-41	9.31
HT/VHT40 STBC, M8 to M15	2	8	-62.8	-61.1	0.3	-50.6	-41	9.31
HE40, M0 to M11 1ss	1	8	-61.2		0.27	-52.9	-41	11.68
HE40, M0 to M11 1ss	2	8	-62.1	-61.6	0.27	-50.6	-41	9.31
HE40, M0 to M11 2ss	2	8	-62.1	-61.6	0.27	-50.6	-41	9.31
HE40 Beam Forming, M0 to M11 1ss	2	11	-62.4	-61.6	0.27	-47.7	-41	6.45
HE40 Beam Forming, M0 to M11 2ss	2	8	-62.1	-61.6	0.27	-50.6	-41	9.31
HE40 STBC, M0 to M11 2ss	2	8	-62.1	-61.6	0.27	-50.6	-41	9.31

Frequency 5240 MHz

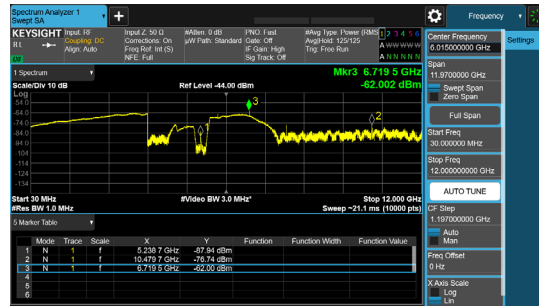
Mode	Tx Paths	Correlated Antenna Gain (dBi)	Tx 1 Spur Power (dBm)	Tx 2 Spur Power (dBm)	Duty Cycle (dB)	Total Conducted Spur (dBm)	Limit (dB)	Margin (dB)
Non HT20, 6 to 54 Mbps	1	8	-62.3		0.26	-54.0	-41	12.79
Non HT20, 6 to 54 Mbps	2	8	-63.2	-62.4	0.26	-51.5	-41	10.27
Non HT20 Beam Forming, 6 to 54 Mbps	2	11	-55.5	-61.6	0.26	-43.3	-41	2.04
HT/VHT20, M0 to M7	1	8	-55.6		0.36	-47.2	-41	5.99
HT/VHT20, M0 to M7	2	8	-55.7	-62.4	0.36	-46.5	-41	5.25
HT/VHT20, M8 to M15	2	8	-55.7	-62.4	0.36	-46.5	-41	5.25
HT/VHT20 Beam Forming, M0 to M7	2	11	-55.5	-62.0	0.36	-43.3	-41	2.01
HT/VHT20 Beam Forming, M8 to M15	2	8	-55.7	-62.4	0.36	-46.5	-41	5.25
HT/VHT20 STBC, M8 to M15	2	8	-55.7	-62.4	0.36	-46.5	-41	5.25
HE20, M0 to M11 1ss	1	8	-55.7		0.28	-47.4	-41	6.17
HE20, M0 to M11 1ss	2	8	-55.4	-62.1	0.28	-46.3	-41	5.03
HE20, M0 to M11 2ss	2	8	-55.4	-62.1	0.28	-46.3	-41	5.03
HE20 Beam Forming, M0 to M11 1ss	2	11	-55.5	-62.3	0.28	-43.4	-41	2.15
HE20 Beam Forming, M0 to M11 2ss	2	8	-55.4	-62.1	0.28	-46.3	-41	5.03
HE20 STBC, M0 to M11 2ss	2	8	-55.4	-62.1	0.28	-46.3	-41	5.03

Data Screenshots – Antenna gain 8dBi Average.

5240 MHz: HT/VHT20 Beam Forming, M0 to M7

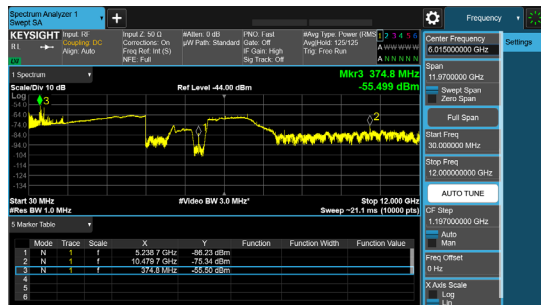


Antenna A

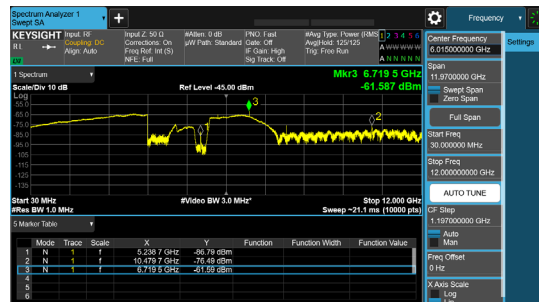


Antenna B

5240 MHz: Non HT20 Beam Forming, 6 to 54 Mbps

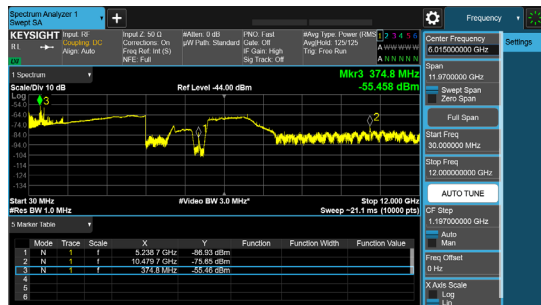


Antenna A

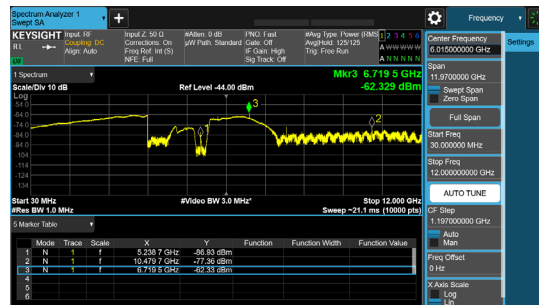


Antenna B

5240 MHz: HE20 Beam Forming, M0 to M11 1ss



Antenna A



Antenna B

Conducted Spurious emissions Peak – Antenna gain 8dBi.

Frequency 5180 MHz

Mode	Tx Paths	Correlated Antenna Gain (dBi)	Tx 1 Spur Power (dBm)	Tx 2 Spur Power (dBm)	Duty Cycle (dB)	Total Conducted Spur (dBm)	Limit (dB)	Margin (dB)
Non HT20, 6 to 54 Mbps	1	8	-62.6		0.26	-54.3	-27	27.34
Non HT20, 6 to 54 Mbps	2	8	-62.8	-63.7	0.26	-52.0	-27	24.96
Non HT20 Beam Forming, 6 to 54 Mbps	2	11	-63.6	-63.5	0.26	-49.3	-27	22.28
HT/VHT20, M0 to M7	1	8	-62.6		0.36	-54.2	-27	27.24
HT/VHT20, M0 to M7	2	8	-63.1	-63.2	0.36	-51.8	-27	24.78
HT/VHT20, M8 to M15	2	8	-63.1	-63.2	0.36	-51.8	-27	24.78
HT/VHT20 Beam Forming, M0 to M7	2	11	-63.0	-62.6	0.36	-48.4	-27	21.43
HT/VHT20 Beam Forming, M8 to M15	2	8	-63.1	-63.2	0.36	-51.8	-27	24.78
HT/VHT20 STBC, M8 to M15	2	8	-63.1	-63.2	0.36	-51.8	-27	24.78
HE20, M0 to M11 1ss	1	8	-62.5		0.28	-54.2	-27	27.22
HE20, M0 to M11 1ss	2	8	-62.6	-63.6	0.28	-51.8	-27	24.78
HE20, M0 to M11 2ss	2	8	-62.6	-63.6	0.28	-51.8	-27	24.78
HE20 Beam Forming, M0 to M11 1ss	2	11	-62.3	-62.8	0.28	-48.3	-27	21.25
HE20 Beam Forming, M0 to M11 2ss	2	8	-62.6	-63.6	0.28	-51.8	-27	24.78
HE20 STBC, M0 to M11 2ss	2	8	-62.6	-63.6	0.28	-51.8	-27	24.78

Frequency 5190 MHz

Mode	Tx Paths	Correlated Antenna Gain (dBi)	Tx 1 Spur Power (dBm)	Tx 2 Spur Power (dBm)	Duty Cycle (dB)	Total Conducted Spur (dBm)	Limit (dB)	Margin (dB)
Non HT40, 6 to 54 Mbps	1	8	-63.6		0.17	-55.4	-27	28.43
Non HT40, 6 to 54 Mbps	2	8	-63.6	-62.7	0.17	-51.9	-27	24.95
HT/VHT40, M0 to M7	1	8	-62.1		0.3	-53.8	-27	26.8
HT/VHT40, M0 to M7	2	8	-63.5	-63.4	0.3	-52.1	-27	25.14
HT/VHT40, M8 to M15	2	8	-63.5	-63.4	0.3	-52.1	-27	25.14
HT/VHT40 Beam Forming, M0 to M7	2	11	-63.0	-63.6	0.3	-49.0	-27	21.98
HT/VHT40 Beam Forming, M8 to M15	2	8	-63.5	-63.4	0.3	-52.1	-27	25.14
HT/VHT40 STBC, M8 to M15	2	8	-63.5	-63.4	0.3	-52.1	-27	25.14
HE40, M0 to M11 1ss	1	8	-62.7		0.27	-54.4	-27	27.43
HE40, M0 to M11 1ss	2	8	-63.2	-63.5	0.27	-52.1	-27	25.07
HE40, M0 to M11 2ss	2	8	-63.2	-63.5	0.27	-52.1	-27	25.07
HE40 Beam Forming, M0 to M11 1ss	2	11	-63.3	-63.9	0.27	-49.3	-27	22.31
HE40 Beam Forming, M0 to M11 2ss	2	8	-63.2	-63.5	0.27	-52.1	-27	25.07
HE40 STBC, M0 to M11 2ss	2	8	-63.2	-63.5	0.27	-52.1	-27	25.07

Frequency 5210 MHz

Mode	Tx Paths	Correlated Antenna Gain (dBi)	Tx 1 Spur Power (dBm)	Tx 2 Spur Power (dBm)	Duty Cycle (dB)	Total Conducted Spur (dBm)	Limit (dB)	Margin (dB)
Non HT80, 6 to 54 Mbps	1	8	-63.9		0.38	-55.5	-27	28.52
Non HT80, 6 to 54 Mbps	2	8	-62.8	-63.0	0.38	-51.5	-27	24.51
VHT80, M0 to M11 1ss	1	8	-62.8		0.33	-54.5	-27	27.47
VHT80, M0 to M11 1ss	2	8	-64.0	-62.8	0.33	-52.0	-27	25.02
VHT80, M0 to M11 2ss	2	8	-64.0	-62.8	0.33	-52.0	-27	25.02
VHT80 Beam Forming, M0 to M11 1ss	2	11	-63.0	-62.2	0.33	-48.2	-27	21.24
VHT80 Beam Forming, M0 to M11 2ss	2	8	-64.0	-62.8	0.33	-52.0	-27	25.02
VHT80 STBC, M0 to M11 2ss	2	8	-64.0	-62.8	0.33	-52.0	-27	25.02
HE80, M0 to M11 1ss	1	8	-62.8		0.29	-54.5	-27	27.51
HE80, M0 to M11 1ss	2	8	-63.5	-63.0	0.29	-51.9	-27	24.94
HE80, M0 to M11 2ss	2	8	-63.5	-63.0	0.29	-51.9	-27	24.94
HE80 Beam Forming, M0 to M11 1ss	2	11	-63.4	-62.9	0.29	-48.8	-27	21.84
HE80 Beam Forming, M0 to M11 2ss	2	8	-63.5	-63.0	0.29	-51.9	-27	24.94
HE80 STBC, M0 to M11 2ss	2	8	-63.5	-63.0	0.29	-51.9	-27	24.94

Frequency 5220 MHz

Mode	Tx Paths	Correlated Antenna Gain (dBi)	Tx 1 Spur Power (dBm)	Tx 2 Spur Power (dBm)	Duty Cycle (dB)	Total Conducted Spur (dBm)	Limit (dB)	Margin (dB)
Non HT20, 6 to 54 Mbps	1	8	-63.0		0.26	-54.7	-27	27.74
Non HT20, 6 to 54 Mbps	2	8	-63.3	-62.5	0.26	-51.6	-27	24.62
Non HT20 Beam Forming, 6 to 54 Mbps	2	11	-62.5	-62.4	0.26	-48.2	-27	21.18
HT/VHT20, M0 to M7	1	8	-63.2		0.36	-54.8	-27	27.84
HT/VHT20, M0 to M7	2	8	-63.9	-63.2	0.36	-52.2	-27	25.17
HT/VHT20, M8 to M15	2	8	-63.9	-63.2	0.36	-52.2	-27	25.17
HT/VHT20 Beam Forming, M0 to M7	2	11	-63.2	-62.2	0.36	-48.3	-27	21.3
HT/VHT20 Beam Forming, M8 to M15	2	8	-63.9	-63.2	0.36	-52.2	-27	25.17
HT/VHT20 STBC, M8 to M15	2	8	-63.9	-63.2	0.36	-52.2	-27	25.17
HE20, M0 to M11 1ss	1	8	-62.9		0.28	-54.6	-27	27.62
HE20, M0 to M11 1ss	2	8	-63.5	-63.2	0.28	-52.1	-27	25.06
HE20, M0 to M11 2ss	2	8	-63.5	-63.2	0.28	-52.1	-27	25.06
HE20 Beam Forming, M0 to M11 1ss	2	11	-62.4	-63.3	0.28	-48.5	-27	21.54
HE20 Beam Forming, M0 to M11 2ss	2	8	-63.5	-63.2	0.28	-52.1	-27	25.06
HE20 STBC, M0 to M11 2ss	2	8	-63.5	-63.2	0.28	-52.1	-27	25.06

Frequency 5230 MHz

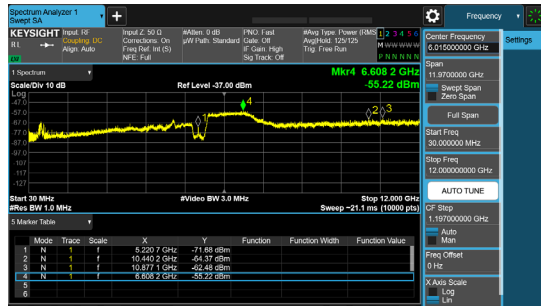
Mode	Tx Paths	Correlated Antenna Gain (dBi)	Tx 1 Spur Power (dBm)	Tx 2 Spur Power (dBm)	Duty Cycle (dB)	Total Conducted Spur (dBm)	Limit (dB)	Margin (dB)
Non HT40, 6 to 54 Mbps	1	8	-63.1		0.17	-54.9	-27	27.93
Non HT40, 6 to 54 Mbps	2	8	-62.6	-62.5	0.17	-51.4	-27	24.37
HT/VHT40, M0 to M7	1	8	-62.8		0.3	-54.5	-27	27.5
HT/VHT40, M0 to M7	2	8	-62.6	-63.3	0.3	-51.6	-27	24.63
HT/VHT40, M8 to M15	2	8	-62.6	-63.3	0.3	-51.6	-27	24.63
HT/VHT40 Beam Forming, M0 to M7	2	11	-63.4	-63.4	0.3	-49.1	-27	22.09
HT/VHT40 Beam Forming, M8 to M15	2	8	-62.6	-63.3	0.3	-51.6	-27	24.63
HT/VHT40 STBC, M8 to M15	2	8	-62.6	-63.3	0.3	-51.6	-27	24.63
HE40, M0 to M11 1ss	1	8	-63.5		0.27	-55.2	-27	28.23
HE40, M0 to M11 1ss	2	8	-63.2	-63.0	0.27	-51.8	-27	24.82
HE40, M0 to M11 2ss	2	8	-63.2	-63.0	0.27	-51.8	-27	24.82
HE40 Beam Forming, M0 to M11 1ss	2	11	-62.8	-63.7	0.27	-48.9	-27	21.94
HE40 Beam Forming, M0 to M11 2ss	2	8	-63.2	-63.0	0.27	-51.8	-27	24.82
HE40 STBC, M0 to M11 2ss	2	8	-63.2	-63.0	0.27	-51.8	-27	24.82

Frequency 5240 MHz

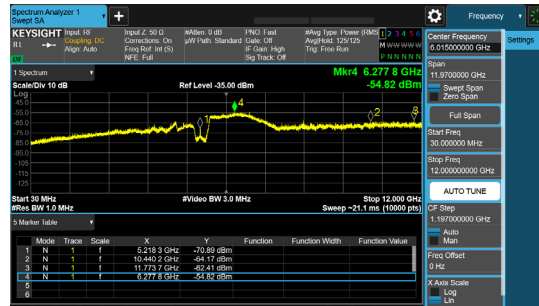
Mode	Tx Paths	Correlated Antenna Gain (dBi)	Tx 1 Spur Power (dBm)	Tx 2 Spur Power (dBm)	Duty Cycle (dB)	Total Conducted Spur (dBm)	Limit (dB)	Margin (dB)
Non HT20, 6 to 54 Mbps	1	8	-64.0		0.26	-55.7	-27	28.74
Non HT20, 6 to 54 Mbps	2	8	-63.5	-63.3	0.26	-52.1	-27	25.13
Non HT20 Beam Forming, 6 to 54 Mbps	2	11	-63.0	-62.7	0.26	-48.6	-27	21.58
HT/VHT20, M0 to M7	1	8	-64.0		0.36	-55.6	-27	28.64
HT/VHT20, M0 to M7	2	8	-63.5	-63.6	0.36	-52.2	-27	25.18
HT/VHT20, M8 to M15	2	8	-63.5	-63.6	0.36	-52.2	-27	25.18
HT/VHT20 Beam Forming, M0 to M7	2	11	-63.1	-63.5	0.36	-48.9	-27	21.93
HT/VHT20 Beam Forming, M8 to M15	2	8	-63.5	-63.6	0.36	-52.2	-27	25.18
HT/VHT20 STBC, M8 to M15	2	8	-63.5	-63.6	0.36	-52.2	-27	25.18
HE20, M0 to M11 1ss	1	8	-63.5		0.28	-55.2	-27	28.22
HE20, M0 to M11 1ss	2	8	-62.9	-63.4	0.28	-51.9	-27	24.85
HE20, M0 to M11 2ss	2	8	-62.9	-63.4	0.28	-51.9	-27	24.85
HE20 Beam Forming, M0 to M11 1ss	2	11	-63.3	-62.9	0.28	-48.8	-27	21.8
HE20 Beam Forming, M0 to M11 2ss	2	8	-62.9	-63.4	0.28	-51.9	-27	24.85
HE20 STBC, M0 to M11 2ss	2	8	-62.9	-63.4	0.28	-51.9	-27	24.85

Data Screenshots – Antenna gain 8dBi Peak

5220 MHz: Non HT20 Beam Forming, 6 to 54 Mbps

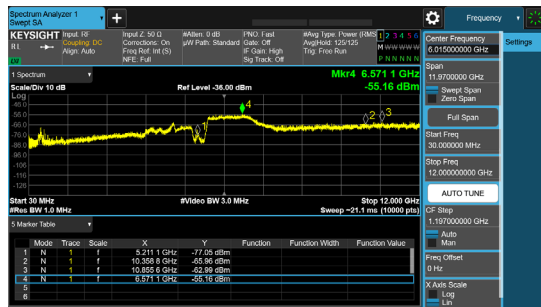


Antenna A

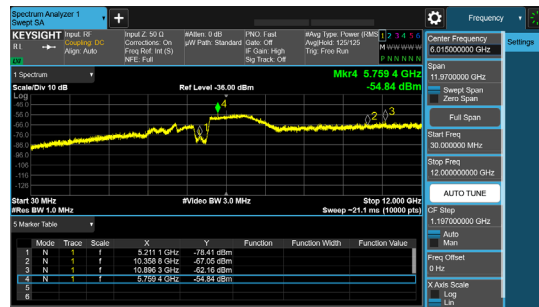


Antenna B

5210 MHz: VHT80 Beam Forming, M0 to M11 1ss

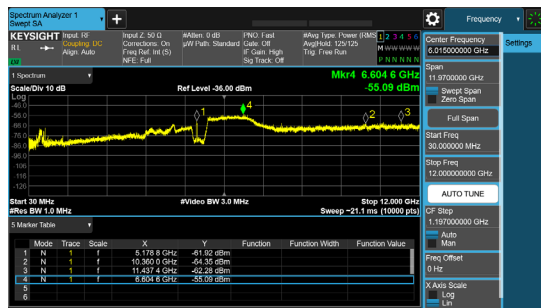


Antenna A

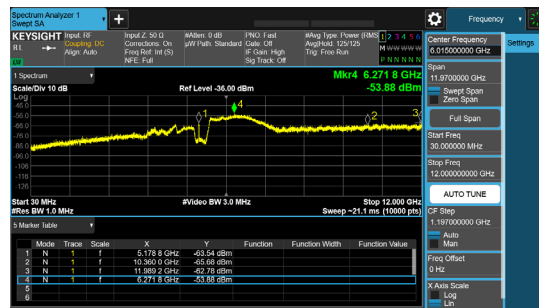


Antenna B

5180 MHz: HE20 Beam Forming, M0 to M11 1ss



Antenna A



Antenna B

Conducted Spurious emissions Average – Antenna gain 10dBi.

Frequency 5180 MHz

Mode	Tx Paths	Correlated Antenna Gain (dBi)	Tx 1 Spur Power (dBm)	Tx 2 Spur Power (dBm)	Duty Cycle (dB)	Total Conducted Spur (dBm)	Limit (dB)	Margin (dB)
Non HT20, 6 to 54 Mbps	1	10	-63.2		0.26	-52.9	-41	11.69
Non HT20, 6 to 54 Mbps	2	10	-63.5	-61.2	0.26	-48.9	-41	7.68
Non HT20 Beam Forming, 6 to 54 Mbps	2	10	-63.5	-61.2	0.26	-48.9	-41	7.68
HT/VHT20, M0 to M7	1	10	-63.1		0.36	-52.7	-41	11.49
HT/VHT20, M0 to M7	2	10	-63.5	-61.7	0.36	-49.1	-41	7.89
HT/VHT20, M8 to M15	2	10	-63.5	-61.7	0.36	-49.1	-41	7.89
HT/VHT20 Beam Forming, M0 to M7	2	10	-63.5	-61.7	0.36	-49.1	-41	7.89
HT/VHT20 Beam Forming, M8 to M15	2	10	-63.5	-61.7	0.36	-49.1	-41	7.89
HT/VHT20 STBC, M8 to M15	2	10	-63.5	-61.7	0.36	-49.1	-41	7.89
HE20, M0 to M11 1ss	1	10	-62.7		0.28	-52.4	-41	11.17
HE20, M0 to M11 1ss	2	10	-63.1	-61.9	0.28	-49.2	-41	7.92
HE20, M0 to M11 2ss	2	10	-63.1	-61.9	0.28	-49.2	-41	7.92
HE20 Beam Forming, M0 to M11 1ss	2	10	-63.1	-61.9	0.28	-49.2	-41	7.92
HE20 Beam Forming, M0 to M11 2ss	2	10	-63.1	-61.9	0.28	-49.2	-41	7.92
HE20 STBC, M0 to M11 2ss	2	10	-63.1	-61.9	0.28	-49.2	-41	7.92

Frequency 5190 MHz

Mode	Tx Paths	Correlated Antenna Gain (dBi)	Tx 1 Spur Power (dBm)	Tx 2 Spur Power (dBm)	Duty Cycle (dB)	Total Conducted Spur (dBm)	Limit (dB)	Margin (dB)
Non HT40, 6 to 54 Mbps	1	10	-63.0		0.17	-52.8	-41	11.58
Non HT40, 6 to 54 Mbps	2	10	-63.0	-61.2	0.17	-48.8	-41	7.58
HT/VHT40, M0 to M7	1	10	-62.3		0.3	-52.0	-41	10.75
HT/VHT40, M0 to M7	2	10	-62.1	-61.4	0.3	-48.4	-41	7.18
HT/VHT40, M8 to M15	2	10	-62.1	-61.4	0.3	-48.4	-41	7.18
HT/VHT40 Beam Forming, M0 to M7	2	10	-62.1	-61.4	0.3	-48.4	-41	7.18
HT/VHT40 Beam Forming, M8 to M15	2	10	-62.1	-61.4	0.3	-48.4	-41	7.18
HT/VHT40 STBC, M8 to M15	2	10	-62.1	-61.4	0.3	-48.4	-41	7.18
HE40, M0 to M11 1ss	1	10	-62.8		0.27	-52.5	-41	11.28
HE40, M0 to M11 1ss	2	10	-62.6	-61.1	0.27	-48.5	-41	7.25
HE40, M0 to M11 2ss	2	10	-62.6	-61.1	0.27	-48.5	-41	7.25
HE40 Beam Forming, M0 to M11 1ss	2	10	-62.6	-61.1	0.27	-48.5	-41	7.25
HE40 Beam Forming, M0 to M11 2ss	2	10	-62.6	-61.1	0.27	-48.5	-41	7.25
HE40 STBC, M0 to M11 2ss	2	10	-62.6	-61.1	0.27	-48.5	-41	7.25

Frequency 5210 MHz

Mode	Tx Paths	Correlated Antenna Gain (dBi)	Tx 1 Spur Power (dBm)	Tx 2 Spur Power (dBm)	Duty Cycle (dB)	Total Conducted Spur (dBm)	Limit (dB)	Margin (dB)
Non HT80, 6 to 54 Mbps	1	10	-61.1		0.38	-50.7	-41	9.47
Non HT80, 6 to 54 Mbps	2	10	-68.4	-69.3	0.38	-55.4	-41	14.18
VHT80, M0 to M11 1ss	1	10	-61.2		0.33	-50.9	-41	9.62
VHT80, M0 to M11 1ss	2	10	-68.3	-69.0	0.33	-55.3	-41	14.04
VHT80, M0 to M11 2ss	2	10	-68.3	-69.0	0.33	-55.3	-41	14.04
VHT80 Beam Forming, M0 to M11 1ss	2	10	-68.3	-69.0	0.33	-55.3	-41	14.04
VHT80 Beam Forming, M0 to M11 2ss	2	10	-68.3	-69.0	0.33	-55.3	-41	14.04
VHT80 STBC, M0 to M11 2ss	2	10	-68.3	-69.0	0.33	-55.3	-41	14.04
HE80, M0 to M11 1ss	1	10	-61.3		0.29	-51.0	-41	9.76
HE80, M0 to M11 1ss	2	10	-68.5	-68.9	0.29	-55.4	-41	14.14
HE80, M0 to M11 2ss	2	10	-68.5	-68.9	0.29	-55.4	-41	14.14
HE80 Beam Forming, M0 to M11 1ss	2	10	-68.5	-68.9	0.29	-55.4	-41	14.14
HE80 Beam Forming, M0 to M11 2ss	2	10	-68.5	-68.9	0.29	-55.4	-41	14.14
HE80 STBC, M0 to M11 2ss	2	10	-68.5	-68.9	0.29	-55.4	-41	14.14

Frequency 5220 MHz

Mode	Tx Paths	Correlated Antenna Gain (dBi)	Tx 1 Spur Power (dBm)	Tx 2 Spur Power (dBm)	Duty Cycle (dB)	Total Conducted Spur (dBm)	Limit (dB)	Margin (dB)
Non HT20, 6 to 54 Mbps	1	10	-63.1		0.26	-52.8	-41	11.59
Non HT20, 6 to 54 Mbps	2	10	-62.9	-62.1	0.26	-49.2	-41	7.97
Non HT20 Beam Forming, 6 to 54 Mbps	2	10	-62.9	-62.1	0.26	-49.2	-41	7.97
HT/VHT20, M0 to M7	1	10	-63.0		0.36	-52.6	-41	11.39
HT/VHT20, M0 to M7	2	10	-63.2	-61.7	0.36	-49.0	-41	7.77
HT/VHT20, M8 to M15	2	10	-63.2	-61.7	0.36	-49.0	-41	7.77
HT/VHT20 Beam Forming, M0 to M7	2	10	-63.2	-61.7	0.36	-49.0	-41	7.77
HT/VHT20 Beam Forming, M8 to M15	2	10	-63.2	-61.7	0.36	-49.0	-41	7.77
HT/VHT20 STBC, M8 to M15	2	10	-63.2	-61.7	0.36	-49.0	-41	7.77
HE20, M0 to M11 1ss	1	10	-63.4		0.28	-53.1	-41	11.87
HE20, M0 to M11 1ss	2	10	-68.6	-69.6	0.28	-55.8	-41	14.53
HE20, M0 to M11 2ss	2	10	-68.6	-69.6	0.28	-55.8	-41	14.53
HE20 Beam Forming, M0 to M11 1ss	2	10	-68.6	-69.6	0.28	-55.8	-41	14.53
HE20 Beam Forming, M0 to M11 2ss	2	10	-68.6	-69.6	0.28	-55.8	-41	14.53
HE20 STBC, M0 to M11 2ss	2	10	-68.6	-69.6	0.28	-55.8	-41	14.53

Frequency 5230 MHz

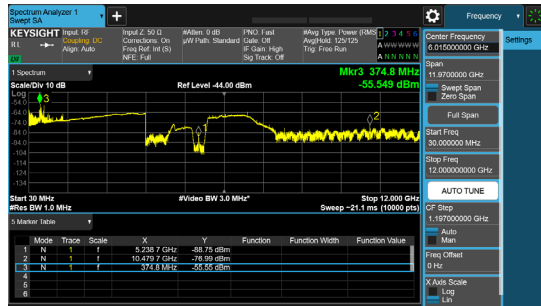
Mode	Tx Paths	Correlated Antenna Gain (dBi)	Tx 1 Spur Power (dBm)	Tx 2 Spur Power (dBm)	Duty Cycle (dB)	Total Conducted Spur (dBm)	Limit (dB)	Margin (dB)
Non HT40, 6 to 54 Mbps	1	10	-62.4		0.17	-52.2	-41	10.98
Non HT40, 6 to 54 Mbps	2	10	-63.2	-61.4	0.17	-49.0	-41	7.78
HT/VHT40, M0 to M7	1	10	-62.9		0.3	-52.6	-41	11.35
HT/VHT40, M0 to M7	2	10	-68.2	-68.1	0.3	-54.8	-41	13.59
HT/VHT40, M8 to M15	2	10	-68.2	-68.1	0.3	-54.8	-41	13.59
HT/VHT40 Beam Forming, M0 to M7	2	10	-68.2	-68.1	0.3	-54.8	-41	13.59
HT/VHT40 Beam Forming, M8 to M15	2	10	-68.2	-68.1	0.3	-54.8	-41	13.59
HT/VHT40 STBC, M8 to M15	2	10	-68.2	-68.1	0.3	-54.8	-41	13.59
HE40, M0 to M11 1ss	1	10	-62.4		0.27	-52.1	-41	10.88
HE40, M0 to M11 1ss	2	10	-68.3	-69.0	0.27	-55.4	-41	14.1
HE40, M0 to M11 2ss	2	10	-68.3	-69.0	0.27	-55.4	-41	14.1
HE40 Beam Forming, M0 to M11 1ss	2	10	-68.3	-69.0	0.27	-55.4	-41	14.1
HE40 Beam Forming, M0 to M11 2ss	2	10	-68.3	-69.0	0.27	-55.4	-41	14.1
HE40 STBC, M0 to M11 2ss	2	10	-68.3	-69.0	0.27	-55.4	-41	14.1

Frequency 5240 MHz

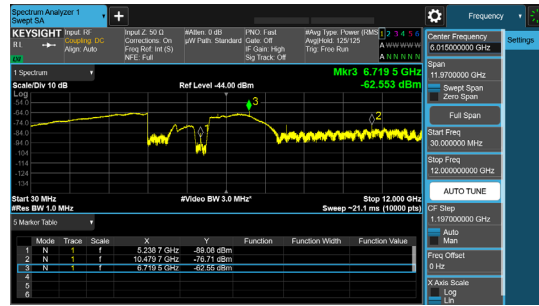
Mode	Tx Paths	Correlated Antenna Gain (dBi)	Tx 1 Spur Power (dBm)	Tx 2 Spur Power (dBm)	Duty Cycle (dB)	Total Conducted Spur (dBm)	Limit (dB)	Margin (dB)
Non HT20, 6 to 54 Mbps	1	10	-55.6		0.26	-45.3	-41	4.09
Non HT20, 6 to 54 Mbps	2	10	-55.6	-62.8	0.26	-44.6	-41	3.34
Non HT20 Beam Forming, 6 to 54 Mbps	2	10	-55.6	-62.8	0.26	-44.6	-41	3.34
HT/VHT20, M0 to M7	1	10	-55.5		0.36	-45.1	-41	3.89
HT/VHT20, M0 to M7	2	10	-55.5	-62.6	0.36	-44.4	-41	3.12
HT/VHT20, M8 to M15	2	10	-55.5	-62.6	0.36	-44.4	-41	3.12
HT/VHT20 Beam Forming, M0 to M7	2	10	-55.5	-62.6	0.36	-44.4	-41	3.12
HT/VHT20 Beam Forming, M8 to M15	2	10	-55.5	-62.6	0.36	-44.4	-41	3.12
HT/VHT20 STBC, M8 to M15	2	10	-55.5	-62.6	0.36	-44.4	-41	3.12
HE20, M0 to M11 1ss	1	10	-55.5		0.28	-45.2	-41	3.97
HE20, M0 to M11 1ss	2	10	-55.5	-62.4	0.28	-44.4	-41	3.16
HE20, M0 to M11 2ss	2	10	-55.5	-62.4	0.28	-44.4	-41	3.16
HE20 Beam Forming, M0 to M11 1ss	2	10	-55.5	-62.4	0.28	-44.4	-41	3.16
HE20 Beam Forming, M0 to M11 2ss	2	10	-55.5	-62.4	0.28	-44.4	-41	3.16
HE20 STBC, M0 to M11 2ss	2	10	-55.5	-62.4	0.28	-44.4	-41	3.16

Data Screenshots – Antenna gain 10dBi Average

5240 MHz: HT/VHT20, M0 to M7

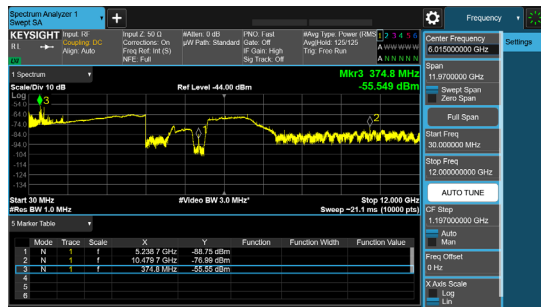


Antenna A

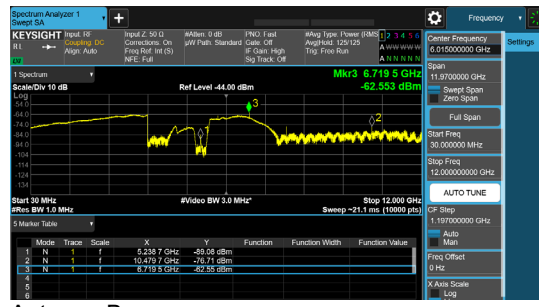


Antenna B

5240 MHz: HT/VHT20, M8 to M15

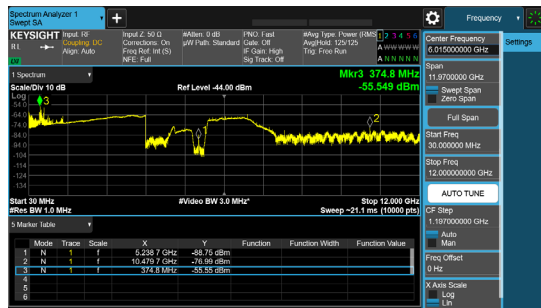


Antenna A

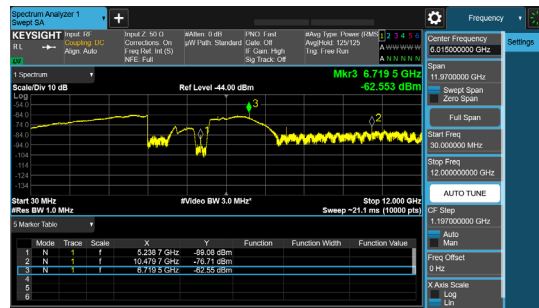


Antenna B

5240 MHz: HT/VHT20 Beam Forming, M0 to M7



Antenna A



Antenna B

Conducted Spurious emissions Peak – Antenna gain 10dBi.

Frequency 5180 MHz

Mode	Tx Paths	Correlated Antenna Gain (dBi)	Tx 1 Spur Power (dBm)	Tx 2 Spur Power (dBm)	Duty Cycle (dB)	Total Conducted Spur (dBm)	Limit (dB)	Margin (dB)
Non HT20, 6 to 54 Mbps	1	10	-62.8		0.26	-52.5	-27	25.54
Non HT20, 6 to 54 Mbps	2	10	-63.3	-63.3	0.26	-50.0	-27	23.03
Non HT20 Beam Forming, 6 to 54 Mbps	2	10	-63.3	-63.3	0.26	-50.0	-27	23.03
HT/VHT20, M0 to M7	1	10	-63.3		0.36	-52.9	-27	25.94
HT/VHT20, M0 to M7	2	10	-63.7	-63.1	0.36	-50.0	-27	23.02
HT/VHT20, M8 to M15	2	10	-63.7	-63.1	0.36	-50.0	-27	23.02
HT/VHT20 Beam Forming, M0 to M7	2	10	-63.7	-63.1	0.36	-50.0	-27	23.02
HT/VHT20 Beam Forming, M8 to M15	2	10	-63.7	-63.1	0.36	-50.0	-27	23.02
HT/VHT20 STBC, M8 to M15	2	10	-63.7	-63.1	0.36	-50.0	-27	23.02
HE20, M0 to M11 1ss	1	10	-62.3		0.28	-52.0	-27	25.02
HE20, M0 to M11 1ss	2	10	-63.0	-63.0	0.28	-49.7	-27	22.71
HE20, M0 to M11 2ss	2	10	-63.0	-63.0	0.28	-49.7	-27	22.71
HE20 Beam Forming, M0 to M11 1ss	2	10	-63.0	-63.0	0.28	-49.7	-27	22.71
HE20 Beam Forming, M0 to M11 2ss	2	10	-63.0	-63.0	0.28	-49.7	-27	22.71
HE20 STBC, M0 to M11 2ss	2	10	-63.0	-63.0	0.28	-49.7	-27	22.71

Frequency 5190 MHz

Mode	Tx Paths	Correlated Antenna Gain (dBi)	Tx 1 Spur Power (dBm)	Tx 2 Spur Power (dBm)	Duty Cycle (dB)	Total Conducted Spur (dBm)	Limit (dB)	Margin (dB)
Non HT40, 6 to 54 Mbps	1	10	-63.1		0.17	-52.9	-27	25.93
Non HT40, 6 to 54 Mbps	2	10	-63.1	-63.4	0.17	-50.1	-27	23.07
HT/VHT40, M0 to M7	1	10	-63.5		0.3	-53.2	-27	26.2
HT/VHT40, M0 to M7	2	10	-63.1	-63.0	0.3	-49.7	-27	22.74
HT/VHT40, M8 to M15	2	10	-63.1	-63.0	0.3	-49.7	-27	22.74
HT/VHT40 Beam Forming, M0 to M7	2	10	-63.1	-63.0	0.3	-49.7	-27	22.74
HT/VHT40 Beam Forming, M8 to M15	2	10	-63.1	-63.0	0.3	-49.7	-27	22.74
HT/VHT40 STBC, M8 to M15	2	10	-63.1	-63.0	0.3	-49.7	-27	22.74
HE40, M0 to M11 1ss	1	10	-63.2		0.27	-52.9	-27	25.93
HE40, M0 to M11 1ss	2	10	-63.2	-62.9	0.27	-49.8	-27	22.77
HE40, M0 to M11 2ss	2	10	-63.2	-62.9	0.27	-49.8	-27	22.77
HE40 Beam Forming, M0 to M11 1ss	2	10	-63.2	-62.9	0.27	-49.8	-27	22.77
HE40 Beam Forming, M0 to M11 2ss	2	10	-63.2	-62.9	0.27	-49.8	-27	22.77
HE40 STBC, M0 to M11 2ss	2	10	-63.2	-62.9	0.27	-49.8	-27	22.77

Frequency 5210 MHz

Mode	Tx Paths	Correlated Antenna Gain (dBi)	Tx 1 Spur Power (dBm)	Tx 2 Spur Power (dBm)	Duty Cycle (dB)	Total Conducted Spur (dBm)	Limit (dB)	Margin (dB)
Non HT80, 6 to 54 Mbps	1	10	-62.8		0.38	-52.4	-27	25.42
Non HT80, 6 to 54 Mbps	2	10	-63.6	-63.5	0.38	-50.2	-27	23.16
VHT80, M0 to M11 1ss	1	10	-64.0		0.33	-53.7	-27	26.67
VHT80, M0 to M11 1ss	2	10	-64.0	-63.7	0.33	-50.5	-27	23.51
VHT80, M0 to M11 2ss	2	10	-64.0	-63.7	0.33	-50.5	-27	23.51
VHT80 Beam Forming, M0 to M11 1ss	2	10	-64.0	-63.7	0.33	-50.5	-27	23.51
VHT80 Beam Forming, M0 to M11 2ss	2	10	-64.0	-63.7	0.33	-50.5	-27	23.51
VHT80 STBC, M0 to M11 2ss	2	10	-64.0	-63.7	0.33	-50.5	-27	23.51
HE80, M0 to M11 1ss	1	10	-62.8		0.29	-52.5	-27	25.51
HE80, M0 to M11 1ss	2	10	-63.2	-63.0	0.29	-49.8	-27	22.8
HE80, M0 to M11 2ss	2	10	-63.2	-63.0	0.29	-49.8	-27	22.8
HE80 Beam Forming, M0 to M11 1ss	2	10	-63.2	-63.0	0.29	-49.8	-27	22.8
HE80 Beam Forming, M0 to M11 2ss	2	10	-63.2	-63.0	0.29	-49.8	-27	22.8
HE80 STBC, M0 to M11 2ss	2	10	-63.2	-63.0	0.29	-49.8	-27	22.8

Frequency 5220 MHz

Mode	Tx Paths	Correlated Antenna Gain (dBi)	Tx 1 Spur Power (dBm)	Tx 2 Spur Power (dBm)	Duty Cycle (dB)	Total Conducted Spur (dBm)	Limit (dB)	Margin (dB)
Non HT20, 6 to 54 Mbps	1	10	-63.7		0.26	-53.4	-27	26.44
Non HT20, 6 to 54 Mbps	2	10	-62.7	-62.5	0.26	-49.3	-27	22.33
Non HT20 Beam Forming, 6 to 54 Mbps	2	10	-62.7	-62.5	0.26	-49.3	-27	22.33
HT/VHT20, M0 to M7	1	10	-63.9		0.36	-53.5	-27	26.54
HT/VHT20, M0 to M7	2	10	-63.6	-63.0	0.36	-49.9	-27	22.92
HT/VHT20, M8 to M15	2	10	-63.6	-63.0	0.36	-49.9	-27	22.92
HT/VHT20 Beam Forming, M0 to M7	2	10	-63.6	-63.0	0.36	-49.9	-27	22.92
HT/VHT20 Beam Forming, M8 to M15	2	10	-63.6	-63.0	0.36	-49.9	-27	22.92
HT/VHT20 STBC, M8 to M15	2	10	-63.6	-63.0	0.36	-49.9	-27	22.92
HE20, M0 to M11 1ss	1	10	-63.2		0.28	-52.9	-27	25.92
HE20, M0 to M11 1ss	2	10	-62.8	-61.5	0.28	-48.8	-27	21.81
HE20, M0 to M11 2ss	2	10	-62.8	-61.5	0.28	-48.8	-27	21.81
HE20 Beam Forming, M0 to M11 1ss	2	10	-62.8	-61.5	0.28	-48.8	-27	21.81
HE20 Beam Forming, M0 to M11 2ss	2	10	-62.8	-61.5	0.28	-48.8	-27	21.81
HE20 STBC, M0 to M11 2ss	2	10	-62.8	-61.5	0.28	-48.8	-27	21.81

Frequency 5230 MHz

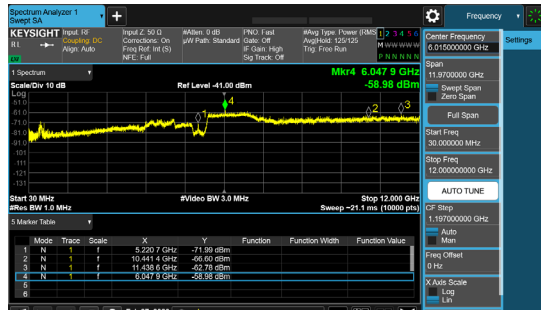
Mode	Tx Paths	Correlated Antenna Gain (dBi)	Tx 1 Spur Power (dBm)	Tx 2 Spur Power (dBm)	Duty Cycle (dB)	Total Conducted Spur (dBm)	Limit (dB)	Margin (dB)
Non HT40, 6 to 54 Mbps	1	10	-63.2		0.17	-53.0	-27	26.03
Non HT40, 6 to 54 Mbps	2	10	-63.0	-63.1	0.17	-49.9	-27	22.87
HT/VHT40, M0 to M7	1	10	-63.4		0.3	-53.1	-27	26.1
HT/VHT40, M0 to M7	2	10	-63.4	-62.8	0.3	-49.8	-27	22.78
HT/VHT40, M8 to M15	2	10	-63.4	-62.8	0.3	-49.8	-27	22.78
HT/VHT40 Beam Forming, M0 to M7	2	10	-63.4	-62.8	0.3	-49.8	-27	22.78
HT/VHT40 Beam Forming, M8 to M15	2	10	-63.4	-62.8	0.3	-49.8	-27	22.78
HT/VHT40 STBC, M8 to M15	2	10	-63.4	-62.8	0.3	-49.8	-27	22.78
HE40, M0 to M11 1ss	1	10	-63.1		0.27	-52.8	-27	25.83
HE40, M0 to M11 1ss	2	10	-63.4	-63.2	0.27	-50.0	-27	23.02
HE40, M0 to M11 2ss	2	10	-63.4	-63.2	0.27	-50.0	-27	23.02
HE40 Beam Forming, M0 to M11 1ss	2	10	-63.4	-63.2	0.27	-50.0	-27	23.02
HE40 Beam Forming, M0 to M11 2ss	2	10	-63.4	-63.2	0.27	-50.0	-27	23.02
HE40 STBC, M0 to M11 2ss	2	10	-63.4	-63.2	0.27	-50.0	-27	23.02

Frequency 5240 MHz

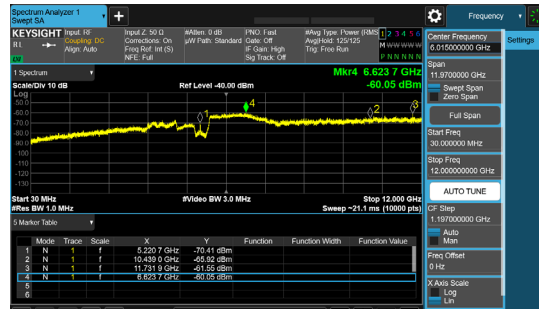
Mode	Tx Paths	Correlated Antenna Gain (dBi)	Tx 1 Spur Power (dBm)	Tx 2 Spur Power (dBm)	Duty Cycle (dB)	Total Conducted Spur (dBm)	Limit (dB)	Margin (dB)
Non HT20, 6 to 54 Mbps	1	10	-63.5		0.26	-53.2	-27	26.24
Non HT20, 6 to 54 Mbps	2	10	-64.0	-62.5	0.26	-49.9	-27	22.92
Non HT20 Beam Forming, 6 to 54 Mbps	2	10	-64.0	-62.5	0.26	-49.9	-27	22.92
HT/VHT20, M0 to M7	1	10	-63.1		0.36	-52.7	-27	25.74
HT/VHT20, M0 to M7	2	10	-62.3	-63.2	0.36	-49.4	-27	22.36
HT/VHT20, M8 to M15	2	10	-62.3	-63.2	0.36	-49.4	-27	22.36
HT/VHT20 Beam Forming, M0 to M7	2	10	-62.3	-63.2	0.36	-49.4	-27	22.36
HT/VHT20 Beam Forming, M8 to M15	2	10	-62.3	-63.2	0.36	-49.4	-27	22.36
HT/VHT20 STBC, M8 to M15	2	10	-62.3	-63.2	0.36	-49.4	-27	22.36
HE20, M0 to M11 1ss	1	10	-63.3		0.28	-53.0	-27	26.02
HE20, M0 to M11 1ss	2	10	-63.2	-63.3	0.28	-50.0	-27	22.96
HE20, M0 to M11 2ss	2	10	-63.2	-63.3	0.28	-50.0	-27	22.96
HE20 Beam Forming, M0 to M11 1ss	2	10	-63.2	-63.3	0.28	-50.0	-27	22.96
HE20 Beam Forming, M0 to M11 2ss	2	10	-63.2	-63.3	0.28	-50.0	-27	22.96
HE20 STBC, M0 to M11 2ss	2	10	-63.2	-63.3	0.28	-50.0	-27	22.96

Data Screenshots – Antenna gain 10dBi Peak.

5220 MHz: HE20, M0 to M11 1ss

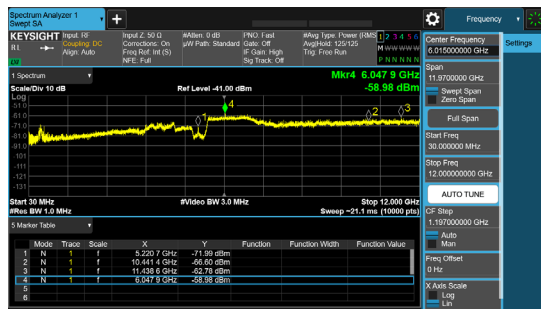


Antenna A

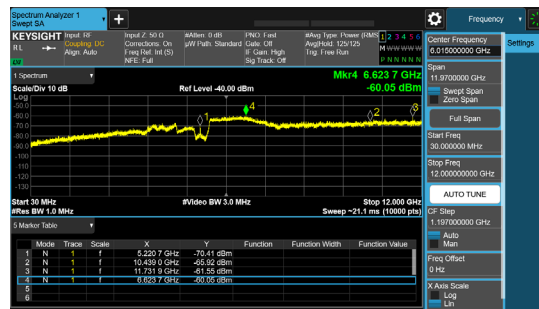


Antenna B

5220 MHz: HE20, M0 to M11 2ss

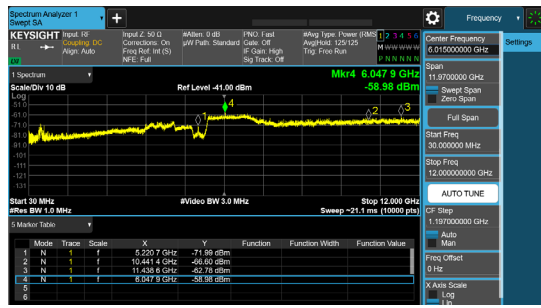


Antenna A

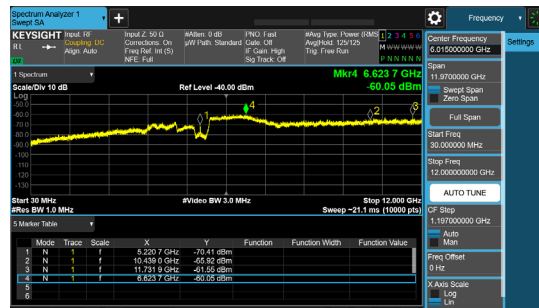


Antenna B

5220 MHz: HE20 Beam Forming, M0 to M11 1ss



Antenna A



Antenna B

Conducted Spurious emissions Average – Antenna gain 13dBi.

Frequency 5180 MHz

Mode	Tx Paths	Correlated Antenna Gain (dBi)	Tx 1 Spur Power (dBm)	Tx 2 Spur Power (dBm)	Duty Cycle (dB)	Total Conducted Spur (dBm)	Limit (dB)	Margin (dB)
Non HT20, 6 to 54 Mbps	1	13	-62.0		0.26	-48.7	-41	7.49
Non HT20, 6 to 54 Mbps	2	13	-63.2	-61.4	0.26	-45.9	-41	4.69
Non HT20 Beam Forming, 6 to 54 Mbps	2	13	-63.2	-61.4	0.26	-45.9	-41	4.69
HT/VHT20, M0 to M7	1	13	-62.8		0.36	-49.4	-41	8.19
HT/VHT20, M0 to M7	2	13	-62.9	-61.5	0.36	-45.8	-41	4.52
HT/VHT20, M8 to M15	2	13	-62.9	-61.5	0.36	-45.8	-41	4.52
HT/VHT20 Beam Forming, M0 to M7	2	13	-62.9	-61.5	0.36	-45.8	-41	4.52
HT/VHT20 Beam Forming, M8 to M15	2	13	-62.9	-61.5	0.36	-45.8	-41	4.52
HT/VHT20 STBC, M8 to M15	2	13	-62.9	-61.5	0.36	-45.8	-41	4.52
HE20, M0 to M11 1ss	1	13	-63.0		0.28	-49.7	-41	8.47
HE20, M0 to M11 1ss	2	13	-62.9	-61.5	0.28	-45.9	-41	4.6
HE20, M0 to M11 2ss	2	13	-62.9	-61.5	0.28	-45.9	-41	4.6
HE20 Beam Forming, M0 to M11 1ss	2	13	-62.9	-61.5	0.28	-45.9	-41	4.6
HE20 Beam Forming, M0 to M11 2ss	2	13	-62.9	-61.5	0.28	-45.9	-41	4.6
HE20 STBC, M0 to M11 2ss	2	13	-62.9	-61.5	0.28	-45.9	-41	4.6

Frequency 5190 MHz

Mode	Tx Paths	Correlated Antenna Gain (dBi)	Tx 1 Spur Power (dBm)	Tx 2 Spur Power (dBm)	Duty Cycle (dB)	Total Conducted Spur (dBm)	Limit (dB)	Margin (dB)
Non HT40, 6 to 54 Mbps	1	13	-63.0		0.17	-49.8	-41	8.58
Non HT40, 6 to 54 Mbps	2	13	-62.8	-61.2	0.17	-45.7	-41	4.5
HT/VHT40, M0 to M7	1	13	-63.0		0.3	-49.7	-41	8.45
HT/VHT40, M0 to M7	2	13	-62.5	-61.3	0.3	-45.6	-41	4.3
HT/VHT40, M8 to M15	2	13	-62.5	-61.3	0.3	-45.6	-41	4.3
HT/VHT40 Beam Forming, M0 to M7	2	13	-62.5	-61.3	0.3	-45.6	-41	4.3
HT/VHT40 Beam Forming, M8 to M15	2	13	-62.5	-61.3	0.3	-45.6	-41	4.3
HT/VHT40 STBC, M8 to M15	2	13	-62.5	-61.3	0.3	-45.6	-41	4.3
HE40, M0 to M11 1ss	1	13	-63.1		0.27	-49.8	-41	8.58
HE40, M0 to M11 1ss	2	13	-62.6	-61.4	0.27	-45.7	-41	4.43
HE40, M0 to M11 2ss	2	13	-62.6	-61.4	0.27	-45.7	-41	4.43
HE40 Beam Forming, M0 to M11 1ss	2	13	-62.6	-61.4	0.27	-45.7	-41	4.43
HE40 Beam Forming, M0 to M11 2ss	2	13	-62.6	-61.4	0.27	-45.7	-41	4.43
HE40 STBC, M0 to M11 2ss	2	13	-62.6	-61.4	0.27	-45.7	-41	4.43

Frequency 5210 MHz

Mode	Tx Paths	Correlated Antenna Gain (dBi)	Tx 1 Spur Power (dBm)	Tx 2 Spur Power (dBm)	Duty Cycle (dB)	Total Conducted Spur (dBm)	Limit (dB)	Margin (dB)
Non HT80, 6 to 54 Mbps	1	13	-61.3		0.38	-47.9	-41	6.67
Non HT80, 6 to 54 Mbps	2	13	-60.7	-60.8	0.38	-44.4	-41	3.11
VHT80, M0 to M11 1ss	1	13	-61.0		0.33	-47.7	-41	6.42
VHT80, M0 to M11 1ss	2	13	-61.7	-60.7	0.33	-44.8	-41	3.58
VHT80, M0 to M11 2ss	2	13	-61.7	-60.7	0.33	-44.8	-41	3.58
VHT80 Beam Forming, M0 to M11 1ss	2	13	-61.7	-60.7	0.33	-44.8	-41	3.58
VHT80 Beam Forming, M0 to M11 2ss	2	13	-61.7	-60.7	0.33	-44.8	-41	3.58
VHT80 STBC, M0 to M11 2ss	2	13	-61.7	-60.7	0.33	-44.8	-41	3.58
HE80, M0 to M11 1ss	1	13	-61.1		0.29	-47.8	-41	6.56
HE80, M0 to M11 1ss	2	13	-61.2	-60.4	0.29	-44.5	-41	3.23
HE80, M0 to M11 2ss	2	13	-61.2	-60.4	0.29	-44.5	-41	3.23
HE80 Beam Forming, M0 to M11 1ss	2	13	-61.2	-60.4	0.29	-44.5	-41	3.23
HE80 Beam Forming, M0 to M11 2ss	2	13	-61.2	-60.4	0.29	-44.5	-41	3.23
HE80 STBC, M0 to M11 2ss	2	13	-61.2	-60.4	0.29	-44.5	-41	3.23

Frequency 5220 MHz

Mode	Tx Paths	Correlated Antenna Gain (dBi)	Tx 1 Spur Power (dBm)	Tx 2 Spur Power (dBm)	Duty Cycle (dB)	Total Conducted Spur (dBm)	Limit (dB)	Margin (dB)
Non HT20, 6 to 54 Mbps	1	13	-61.7		0.26	-48.4	-41	7.19
Non HT20, 6 to 54 Mbps	2	13	-62.8	-61.9	0.26	-46.1	-41	4.81
Non HT20 Beam Forming, 6 to 54 Mbps	2	13	-62.8	-61.9	0.26	-46.1	-41	4.81
HT/VHT20, M0 to M7	1	13	-61.7		0.36	-48.3	-41	7.09
HT/VHT20, M0 to M7	2	13	-63.0	-61.6	0.36	-45.9	-41	4.62
HT/VHT20, M8 to M15	2	13	-63.0	-61.6	0.36	-45.9	-41	4.62
HT/VHT20 Beam Forming, M0 to M7	2	13	-63.0	-61.6	0.36	-45.9	-41	4.62
HT/VHT20 Beam Forming, M8 to M15	2	13	-63.0	-61.6	0.36	-45.9	-41	4.62
HT/VHT20 STBC, M8 to M15	2	13	-63.0	-61.6	0.36	-45.9	-41	4.62
HE20, M0 to M11 1ss	1	13	-62.9		0.28	-49.6	-41	8.37
HE20, M0 to M11 1ss	2	13	-63.1	-62.2	0.28	-46.3	-41	5.09
HE20, M0 to M11 2ss	2	13	-63.1	-62.2	0.28	-46.3	-41	5.09
HE20 Beam Forming, M0 to M11 1ss	2	13	-63.1	-62.2	0.28	-46.3	-41	5.09
HE20 Beam Forming, M0 to M11 2ss	2	13	-63.1	-62.2	0.28	-46.3	-41	5.09
HE20 STBC, M0 to M11 2ss	2	13	-63.1	-62.2	0.28	-46.3	-41	5.09

Frequency 5230 MHz

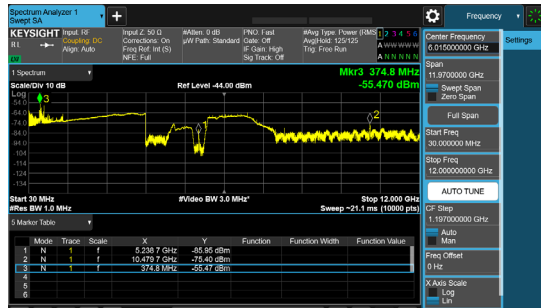
Mode	Tx Paths	Correlated Antenna Gain (dBi)	Tx 1 Spur Power (dBm)	Tx 2 Spur Power (dBm)	Duty Cycle (dB)	Total Conducted Spur (dBm)	Limit (dB)	Margin (dB)
Non HT40, 6 to 54 Mbps	1	13	-61.1		0.17	-47.9	-41	6.68
Non HT40, 6 to 54 Mbps	2	13	-62.4	-60.6	0.17	-45.2	-41	3.98
HT/VHT40, M0 to M7	1	13	-62.7		0.3	-49.4	-41	8.15
HT/VHT40, M0 to M7	2	13	-62.8	-61.2	0.3	-45.6	-41	4.37
HT/VHT40, M8 to M15	2	13	-62.8	-61.2	0.3	-45.6	-41	4.37
HT/VHT40 Beam Forming, M0 to M7	2	13	-62.8	-61.2	0.3	-45.6	-41	4.37
HT/VHT40 Beam Forming, M8 to M15	2	13	-62.8	-61.2	0.3	-45.6	-41	4.37
HT/VHT40 STBC, M8 to M15	2	13	-62.8	-61.2	0.3	-45.6	-41	4.37
HE40, M0 to M11 1ss	1	13	-62.1		0.27	-48.8	-41	7.58
HE40, M0 to M11 1ss	2	13	-62.8	-61.7	0.27	-45.9	-41	4.68
HE40, M0 to M11 2ss	2	13	-62.8	-61.7	0.27	-45.9	-41	4.68
HE40 Beam Forming, M0 to M11 1ss	2	13	-62.8	-61.7	0.27	-45.9	-41	4.68
HE40 Beam Forming, M0 to M11 2ss	2	13	-62.8	-61.7	0.27	-45.9	-41	4.68
HE40 STBC, M0 to M11 2ss	2	13	-62.8	-61.7	0.27	-45.9	-41	4.68

Frequency 5240 MHz

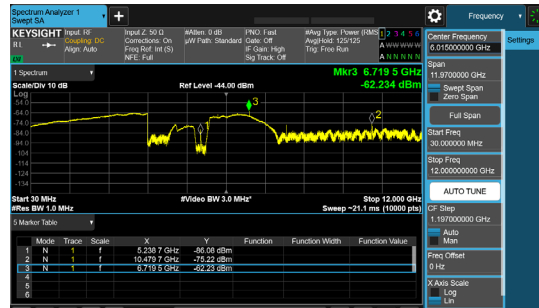
Mode	Tx Paths	Correlated Antenna Gain (dBi)	Tx 1 Spur Power (dBm)	Tx 2 Spur Power (dBm)	Duty Cycle (dB)	Total Conducted Spur (dBm)	Limit (dB)	Margin (dB)
Non HT20, 6 to 54 Mbps	1	13	-62.0		0.26	-48.7	-41	7.49
Non HT20, 6 to 54 Mbps	2	13	-55.6	-62.4	0.26	-41.5	-41	0.27
Non HT20 Beam Forming, 6 to 54 Mbps	2	13	-55.6	-62.4	0.26	-41.5	-41	0.27
HT/VHT20, M0 to M7	1	13	-55.7		0.36	-42.3	-41	1.09
HT/VHT20, M0 to M7	2	13	-55.5	-62.2	0.36	-41.3	-41	0.05
HT/VHT20, M8 to M15	2	13	-55.5	-62.2	0.36	-41.3	-41	0.05
HT/VHT20 Beam Forming, M0 to M7	2	13	-55.5	-62.2	0.36	-41.3	-41	0.05
HT/VHT20 Beam Forming, M8 to M15	2	13	-55.5	-62.2	0.36	-41.3	-41	0.05
HT/VHT20 STBC, M8 to M15	2	13	-55.5	-62.2	0.36	-41.3	-41	0.05
HE20, M0 to M11 1ss	1	13	-55.5		0.28	-42.2	-41	0.97
HE20, M0 to M11 1ss	2	13	-55.4	-62.5	0.28	-41.3	-41	0.1
HE20, M0 to M11 2ss	2	13	-55.4	-62.5	0.28	-41.3	-41	0.1
HE20 Beam Forming, M0 to M11 1ss	2	13	-55.4	-62.5	0.28	-41.3	-41	0.1
HE20 Beam Forming, M0 to M11 2ss	2	13	-55.4	-62.5	0.28	-41.3	-41	0.1
HE20 STBC, M0 to M11 2ss	2	13	-55.4	-62.5	0.28	-41.3	-41	0.1

Data Screenshots – Antenna gain 13dBi Average.

5240 MHz: HT/VHT20, M0 to M7

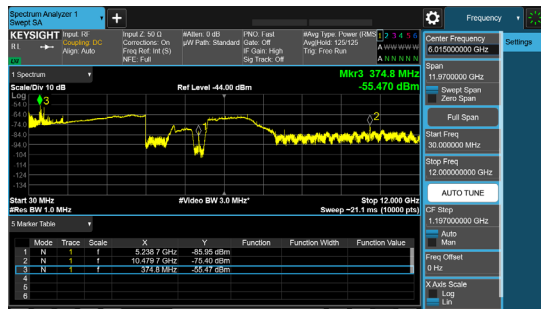


Antenna A

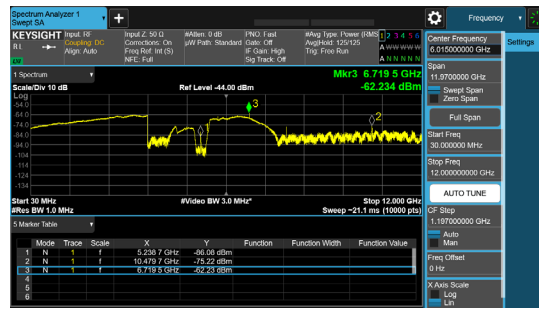


Antenna B

5240 MHz: HT/VHT20, M8 to M15

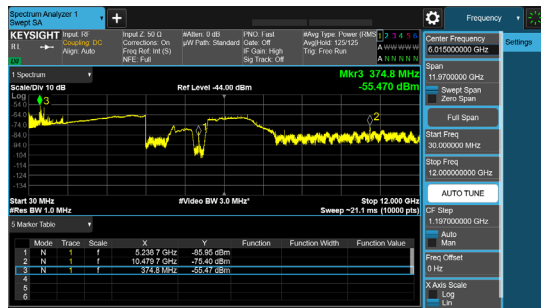


Antenna A

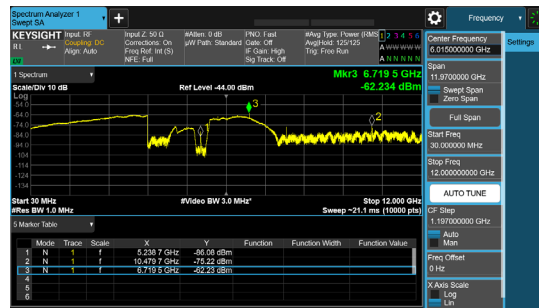


Antenna B

5240 MHz: HT/VHT20 Beam Forming, M0 to M7



Antenna A



Antenna B

Conducted Spurious emissions Peak – Antenna gain 13dBi.

Frequency 5180 MHz

Mode	Tx Paths	Correlated Antenna Gain (dBi)	Tx 1 Spur Power (dBm)	Tx 2 Spur Power (dBm)	Duty Cycle (dB)	Total Conducted Spur (dBm)	Limit (dB)	Margin (dB)
Non HT20, 6 to 54 Mbps	1	13	-62.2		0.26	-48.9	-27	21.94
Non HT20, 6 to 54 Mbps	2	13	-63.3	-63.7	0.26	-47.2	-27	20.23
Non HT20 Beam Forming, 6 to 54 Mbps	2	13	-63.3	-63.7	0.26	-47.2	-27	20.23
HT/VHT20, M0 to M7	1	13	-62.8		0.36	-49.4	-27	22.44
HT/VHT20, M0 to M7	2	13	-63.6	-63.1	0.36	-47.0	-27	19.97
HT/VHT20, M8 to M15	2	13	-63.6	-63.1	0.36	-47.0	-27	19.97
HT/VHT20 Beam Forming, M0 to M7	2	13	-63.6	-63.1	0.36	-47.0	-27	19.97
HT/VHT20 Beam Forming, M8 to M15	2	13	-63.6	-63.1	0.36	-47.0	-27	19.97
HT/VHT20 STBC, M8 to M15	2	13	-63.6	-63.1	0.36	-47.0	-27	19.97
HE20, M0 to M11 1ss	1	13	-62.5		0.28	-49.2	-27	22.22
HE20, M0 to M11 1ss	2	13	-63.4	-62.5	0.28	-46.6	-27	19.64
HE20, M0 to M11 2ss	2	13	-63.4	-62.5	0.28	-46.6	-27	19.64
HE20 Beam Forming, M0 to M11 1ss	2	13	-63.4	-62.5	0.28	-46.6	-27	19.64
HE20 Beam Forming, M0 to M11 2ss	2	13	-63.4	-62.5	0.28	-46.6	-27	19.64
HE20 STBC, M0 to M11 2ss	2	13	-63.4	-62.5	0.28	-46.6	-27	19.64

Frequency 5190 MHz

Mode	Tx Paths	Correlated Antenna Gain (dBi)	Tx 1 Spur Power (dBm)	Tx 2 Spur Power (dBm)	Duty Cycle (dB)	Total Conducted Spur (dBm)	Limit (dB)	Margin (dB)
Non HT40, 6 to 54 Mbps	1	13	-63.1		0.17	-49.9	-27	22.93
Non HT40, 6 to 54 Mbps	2	13	-63.7	-63.8	0.17	-47.6	-27	20.57
HT/VHT40, M0 to M7	1	13	-63.0		0.3	-49.7	-27	22.7
HT/VHT40, M0 to M7	2	13	-62.8	-63.1	0.3	-46.6	-27	19.64
HT/VHT40, M8 to M15	2	13	-62.8	-63.1	0.3	-46.6	-27	19.64
HT/VHT40 Beam Forming, M0 to M7	2	13	-62.8	-63.1	0.3	-46.6	-27	19.64
HT/VHT40 Beam Forming, M8 to M15	2	13	-62.8	-63.1	0.3	-46.6	-27	19.64
HT/VHT40 STBC, M8 to M15	2	13	-62.8	-63.1	0.3	-46.6	-27	19.64
HE40, M0 to M11 1ss	1	13	-63.3		0.27	-50.0	-27	23.03
HE40, M0 to M11 1ss	2	13	-63.8	-62.3	0.27	-46.7	-27	19.7
HE40, M0 to M11 2ss	2	13	-63.8	-62.3	0.27	-46.7	-27	19.7
HE40 Beam Forming, M0 to M11 1ss	2	13	-63.8	-62.3	0.27	-46.7	-27	19.7
HE40 Beam Forming, M0 to M11 2ss	2	13	-63.8	-62.3	0.27	-46.7	-27	19.7
HE40 STBC, M0 to M11 2ss	2	13	-63.8	-62.3	0.27	-46.7	-27	19.7

Frequency 5210 MHz

Mode	Tx Paths	Correlated Antenna Gain (dBi)	Tx 1 Spur Power (dBm)	Tx 2 Spur Power (dBm)	Duty Cycle (dB)	Total Conducted Spur (dBm)	Limit (dB)	Margin (dB)
Non HT80, 6 to 54 Mbps	1	13	-63.3		0.38	-49.9	-27	22.92
Non HT80, 6 to 54 Mbps	2	13	-63.7	-62.2	0.38	-46.5	-27	19.49
VHT80, M0 to M11 1ss	1	13	-63.2		0.33	-49.9	-27	22.87
VHT80, M0 to M11 1ss	2	13	-63.0	-62.2	0.33	-46.2	-27	19.24
VHT80, M0 to M11 2ss	2	13	-63.0	-62.2	0.33	-46.2	-27	19.24
VHT80 Beam Forming, M0 to M11 1ss	2	13	-63.0	-62.2	0.33	-46.2	-27	19.24
VHT80 Beam Forming, M0 to M11 2ss	2	13	-63.0	-62.2	0.33	-46.2	-27	19.24
VHT80 STBC, M0 to M11 2ss	2	13	-63.0	-62.2	0.33	-46.2	-27	19.24
HE80, M0 to M11 1ss	1	13	-63.4		0.29	-50.1	-27	23.11
HE80, M0 to M11 1ss	2	13	-63.7	-63.1	0.29	-47.1	-27	20.09
HE80, M0 to M11 2ss	2	13	-63.7	-63.1	0.29	-47.1	-27	20.09
HE80 Beam Forming, M0 to M11 1ss	2	13	-63.7	-63.1	0.29	-47.1	-27	20.09
HE80 Beam Forming, M0 to M11 2ss	2	13	-63.7	-63.1	0.29	-47.1	-27	20.09
HE80 STBC, M0 to M11 2ss	2	13	-63.7	-63.1	0.29	-47.1	-27	20.09

Frequency 5220 MHz

Mode	Tx Paths	Correlated Antenna Gain (dBi)	Tx 1 Spur Power (dBm)	Tx 2 Spur Power (dBm)	Duty Cycle (dB)	Total Conducted Spur (dBm)	Limit (dB)	Margin (dB)
Non HT20, 6 to 54 Mbps	1	13	-63.1		0.26	-49.8	-27	22.84
Non HT20, 6 to 54 Mbps	2	13	-63.1	-63.9	0.26	-47.2	-27	20.22
Non HT20 Beam Forming, 6 to 54 Mbps	2	13	-63.1	-63.9	0.26	-47.2	-27	20.22
HT/VHT20, M0 to M7	1	13	-63.2		0.36	-49.8	-27	22.84
HT/VHT20, M0 to M7	2	13	-63.6	-63.9	0.36	-47.4	-27	20.38
HT/VHT20, M8 to M15	2	13	-63.6	-63.9	0.36	-47.4	-27	20.38
HT/VHT20 Beam Forming, M0 to M7	2	13	-63.6	-63.9	0.36	-47.4	-27	20.38
HT/VHT20 Beam Forming, M8 to M15	2	13	-63.6	-63.9	0.36	-47.4	-27	20.38
HT/VHT20 STBC, M8 to M15	2	13	-63.6	-63.9	0.36	-47.4	-27	20.38
HE20, M0 to M11 1ss	1	13	-62.3		0.28	-49.0	-27	22.02
HE20, M0 to M11 1ss	2	13	-63.2	-63.7	0.28	-47.2	-27	20.15
HE20, M0 to M11 2ss	2	13	-63.2	-63.7	0.28	-47.2	-27	20.15
HE20 Beam Forming, M0 to M11 1ss	2	13	-63.2	-63.7	0.28	-47.2	-27	20.15
HE20 Beam Forming, M0 to M11 2ss	2	13	-63.2	-63.7	0.28	-47.2	-27	20.15
HE20 STBC, M0 to M11 2ss	2	13	-63.2	-63.7	0.28	-47.2	-27	20.15

Frequency 5230 MHz

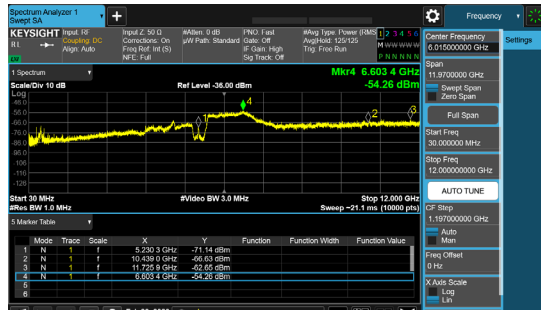
Mode	Tx Paths	Correlated Antenna Gain (dBi)	Tx 1 Spur Power (dBm)	Tx 2 Spur Power (dBm)	Duty Cycle (dB)	Total Conducted Spur (dBm)	Limit (dB)	Margin (dB)
Non HT40, 6 to 54 Mbps	1	13	-63.3		0.17	-50.1	-27	23.13
Non HT40, 6 to 54 Mbps	2	13	-63.6	-63.3	0.17	-47.3	-27	20.27
HT/VHT40, M0 to M7	1	13	-63.3		0.3	-50.0	-27	23.0
HT/VHT40, M0 to M7	2	13	-63.6	-63.3	0.3	-47.1	-27	20.14
HT/VHT40, M8 to M15	2	13	-63.6	-63.3	0.3	-47.1	-27	20.14
HT/VHT40 Beam Forming, M0 to M7	2	13	-63.6	-63.3	0.3	-47.1	-27	20.14
HT/VHT40 Beam Forming, M8 to M15	2	13	-63.6	-63.3	0.3	-47.1	-27	20.14
HT/VHT40 STBC, M8 to M15	2	13	-63.6	-63.3	0.3	-47.1	-27	20.14
HE40, M0 to M11 1ss	1	13	-63.2		0.27	-49.9	-27	22.93
HE40, M0 to M11 1ss	2	13	-62.6	-62.0	0.27	-46.0	-27	19.01
HE40, M0 to M11 2ss	2	13	-62.6	-62.0	0.27	-46.0	-27	19.01
HE40 Beam Forming, M0 to M11 1ss	2	13	-62.6	-62.0	0.27	-46.0	-27	19.01
HE40 Beam Forming, M0 to M11 2ss	2	13	-62.6	-62.0	0.27	-46.0	-27	19.01
HE40 STBC, M0 to M11 2ss	2	13	-62.6	-62.0	0.27	-46.0	-27	19.01

Frequency 5240 MHz

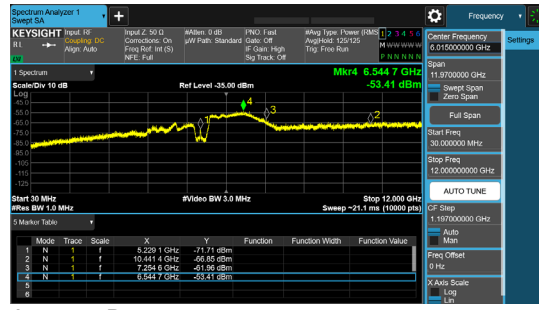
Mode	Tx Paths	Correlated Antenna Gain (dBi)	Tx 1 Spur Power (dBm)	Tx 2 Spur Power (dBm)	Duty Cycle (dB)	Total Conducted Spur (dBm)	Limit (dB)	Margin (dB)
Non HT20, 6 to 54 Mbps	1	13	-63.7		0.26	-50.4	-27	23.44
Non HT20, 6 to 54 Mbps	2	13	-63.7	-63.1	0.26	-47.1	-27	20.12
Non HT20 Beam Forming, 6 to 54 Mbps	2	13	-63.7	-63.1	0.26	-47.1	-27	20.12
HT/VHT20, M0 to M7	1	13	-62.6		0.36	-49.2	-27	22.24
HT/VHT20, M0 to M7	2	13	-63.0	-63.0	0.36	-46.6	-27	19.63
HT/VHT20, M8 to M15	2	13	-63.0	-63.0	0.36	-46.6	-27	19.63
HT/VHT20 Beam Forming, M0 to M7	2	13	-63.0	-63.0	0.36	-46.6	-27	19.63
HT/VHT20 Beam Forming, M8 to M15	2	13	-63.0	-63.0	0.36	-46.6	-27	19.63
HT/VHT20 STBC, M8 to M15	2	13	-63.0	-63.0	0.36	-46.6	-27	19.63
HE20, M0 to M11 1ss	1	13	-63.4		0.28	-50.1	-27	23.12
HE20, M0 to M11 1ss	2	13	-63.2	-63.1	0.28	-46.9	-27	19.86
HE20, M0 to M11 2ss	2	13	-63.2	-63.1	0.28	-46.9	-27	19.86
HE20 Beam Forming, M0 to M11 1ss	2	13	-63.2	-63.1	0.28	-46.9	-27	19.86
HE20 Beam Forming, M0 to M11 2ss	2	13	-63.2	-63.1	0.28	-46.9	-27	19.86
HE20 STBC, M0 to M11 2ss	2	13	-63.2	-63.1	0.28	-46.9	-27	19.86

Data Screenshots – Antenna gain 13dBi Peak

5230 MHz: HE40, M0 to M11 1ss

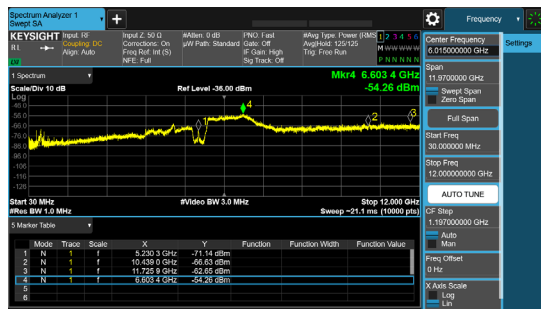


Antenna A

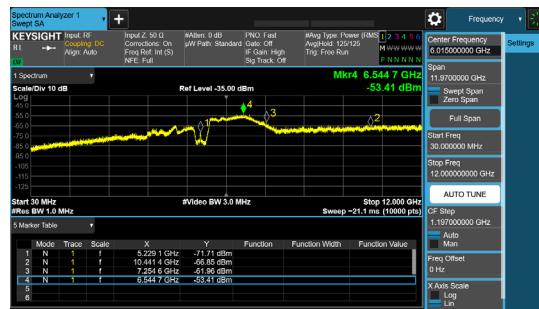


Antenna B

5230 MHz: HE40, M0 to M11 2ss

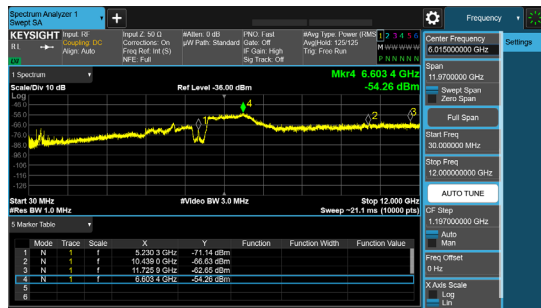


Antenna A

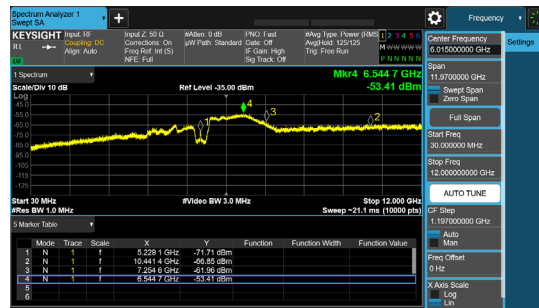


Antenna B

5230 MHz: HE40 Beam Forming, M0 to M11 1ss



Antenna A



Antenna B

Conducted Spurious emissions Average – Antenna gain 15dBi.

Frequency 5180 MHz

Mode	Tx Paths	Correlated Antenna Gain (dBi)	Tx 1 Spur Power (dBm)	Tx 2 Spur Power (dBm)	Duty Cycle (dB)	Total Conducted Spur (dBm)	Limit (dB)	Margin (dB)
Non HT20, 6 to 54 Mbps	1	15	-63.3		0.26	-48.0	-41	6.79
Non HT20, 6 to 54 Mbps	2	15	-63.2	-61.5	0.26	-44.0	-41	2.75
Non HT20 Beam Forming, 6 to 54 Mbps	2	15	-63.2	-61.5	0.26	-44.0	-41	2.75
HT/VHT20, M0 to M7	1	15	-62.9		0.36	-47.5	-41	6.29
HT/VHT20, M0 to M7	2	15	-63.1	-61.6	0.36	-43.9	-41	2.67
HT/VHT20, M8 to M15	2	15	-63.1	-61.6	0.36	-43.9	-41	2.67
HT/VHT20 Beam Forming, M0 to M7	2	15	-63.1	-61.6	0.36	-43.9	-41	2.67
HT/VHT20 Beam Forming, M8 to M15	2	15	-63.1	-61.6	0.36	-43.9	-41	2.67
HT/VHT20 STBC, M8 to M15	2	15	-63.1	-61.6	0.36	-43.9	-41	2.67
HE20, M0 to M11 1ss	1	15	-62.6		0.28	-47.3	-41	6.07
HE20, M0 to M11 1ss	2	15	-63.0	-61.9	0.28	-44.1	-41	2.87
HE20, M0 to M11 2ss	2	15	-63.0	-61.9	0.28	-44.1	-41	2.87
HE20 Beam Forming, M0 to M11 1ss	2	15	-63.0	-61.9	0.28	-44.1	-41	2.87
HE20 Beam Forming, M0 to M11 2ss	2	15	-63.0	-61.9	0.28	-44.1	-41	2.87
HE20 STBC, M0 to M11 2ss	2	15	-63.0	-61.9	0.28	-44.1	-41	2.87

Frequency 5190 MHz

Mode	Tx Paths	Correlated Antenna Gain (dBi)	Tx 1 Spur Power (dBm)	Tx 2 Spur Power (dBm)	Duty Cycle (dB)	Total Conducted Spur (dBm)	Limit (dB)	Margin (dB)
Non HT40, 6 to 54 Mbps	1	15	-62.8		0.17	-47.6	-41	6.38
Non HT40, 6 to 54 Mbps	2	15	-63.1	-61.0	0.17	-43.7	-41	2.49
HT/VHT40, M0 to M7	1	15	-62.5		0.3	-47.2	-41	5.95
HT/VHT40, M0 to M7	2	15	-62.1	-61.4	0.3	-43.4	-41	2.18
HT/VHT40, M8 to M15	2	15	-62.1	-61.4	0.3	-43.4	-41	2.18
HT/VHT40 Beam Forming, M0 to M7	2	15	-62.1	-61.4	0.3	-43.4	-41	2.18
HT/VHT40 Beam Forming, M8 to M15	2	15	-62.1	-61.4	0.3	-43.4	-41	2.18
HT/VHT40 STBC, M8 to M15	2	15	-62.1	-61.4	0.3	-43.4	-41	2.18
HE40, M0 to M11 1ss	1	15	-62.6		0.27	-47.3	-41	6.08
HE40, M0 to M11 1ss	2	15	-62.6	-61.1	0.27	-43.5	-41	2.25
HE40, M0 to M11 2ss	2	15	-62.6	-61.1	0.27	-43.5	-41	2.25
HE40 Beam Forming, M0 to M11 1ss	2	15	-62.6	-61.1	0.27	-43.5	-41	2.25
HE40 Beam Forming, M0 to M11 2ss	2	15	-62.6	-61.1	0.27	-43.5	-41	2.25
HE40 STBC, M0 to M11 2ss	2	15	-62.6	-61.1	0.27	-43.5	-41	2.25

Frequency 5210 MHz

Mode	Tx Paths	Correlated Antenna Gain (dBi)	Tx 1 Spur Power (dBm)	Tx 2 Spur Power (dBm)	Duty Cycle (dB)	Total Conducted Spur (dBm)	Limit (dB)	Margin (dB)
Non HT80, 6 to 54 Mbps	1	15	-61.3		0.38	-45.9	-41	4.67
Non HT80, 6 to 54 Mbps	2	15	-68.4	-69.3	0.38	-50.4	-41	9.18
VHT80, M0 to M11 1ss	1	15	-61.7		0.33	-46.4	-41	5.12
VHT80, M0 to M11 1ss	2	15	-60.9	-61.2	0.33	-42.7	-41	1.46
VHT80, M0 to M11 2ss	2	15	-60.9	-61.2	0.33	-42.7	-41	1.46
VHT80 Beam Forming, M0 to M11 1ss	2	15	-60.9	-61.2	0.33	-42.7	-41	1.46
VHT80 Beam Forming, M0 to M11 2ss	2	15	-60.9	-61.2	0.33	-42.7	-41	1.46
VHT80 STBC, M0 to M11 2ss	2	15	-60.9	-61.2	0.33	-42.7	-41	1.46
HE80, M0 to M11 1ss	1	15	-61.2		0.29	-45.9	-41	4.66
HE80, M0 to M11 1ss	2	15	-68.5	-68.9	0.29	-50.4	-41	9.14
HE80, M0 to M11 2ss	2	15	-68.5	-68.9	0.29	-50.4	-41	9.14
HE80 Beam Forming, M0 to M11 1ss	2	15	-68.5	-68.9	0.29	-50.4	-41	9.14
HE80 Beam Forming, M0 to M11 2ss	2	15	-68.5	-68.9	0.29	-50.4	-41	9.14
HE80 STBC, M0 to M11 2ss	2	15	-68.5	-68.9	0.29	-50.4	-41	9.14

Frequency 5220 MHz

Mode	Tx Paths	Correlated Antenna Gain (dBi)	Tx 1 Spur Power (dBm)	Tx 2 Spur Power (dBm)	Duty Cycle (dB)	Total Conducted Spur (dBm)	Limit (dB)	Margin (dB)
Non HT20, 6 to 54 Mbps	1	15	-62.2		0.26	-46.9	-41	5.69
Non HT20, 6 to 54 Mbps	2	15	-62.7	-61.3	0.26	-43.7	-41	2.43
Non HT20 Beam Forming, 6 to 54 Mbps	2	15	-62.7	-61.3	0.26	-43.7	-41	2.43
HT/VHT20, M0 to M7	1	15	-61.7		0.36	-46.3	-41	5.09
HT/VHT20, M0 to M7	2	15	-62.9	-61.6	0.36	-43.8	-41	2.58
HT/VHT20, M8 to M15	2	15	-62.9	-61.6	0.36	-43.8	-41	2.58
HT/VHT20 Beam Forming, M0 to M7	2	15	-62.9	-61.6	0.36	-43.8	-41	2.58
HT/VHT20 Beam Forming, M8 to M15	2	15	-62.9	-61.6	0.36	-43.8	-41	2.58
HT/VHT20 STBC, M8 to M15	2	15	-62.9	-61.6	0.36	-43.8	-41	2.58
HE20, M0 to M11 1ss	1	15	-62.2		0.28	-46.9	-41	5.67
HE20, M0 to M11 1ss	2	15	-63.0	-62.0	0.28	-44.2	-41	2.93
HE20, M0 to M11 2ss	2	15	-63.0	-62.0	0.28	-44.2	-41	2.93
HE20 Beam Forming, M0 to M11 1ss	2	15	-63.0	-62.0	0.28	-44.2	-41	2.93
HE20 Beam Forming, M0 to M11 2ss	2	15	-63.0	-62.0	0.28	-44.2	-41	2.93
HE20 STBC, M0 to M11 2ss	2	15	-63.0	-62.0	0.28	-44.2	-41	2.93

Frequency 5230 MHz

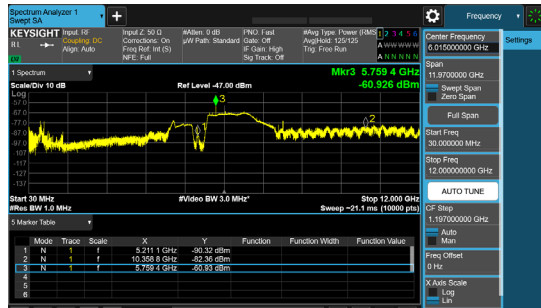
Mode	Tx Paths	Correlated Antenna Gain (dBi)	Tx 1 Spur Power (dBm)	Tx 2 Spur Power (dBm)	Duty Cycle (dB)	Total Conducted Spur (dBm)	Limit (dB)	Margin (dB)
Non HT40, 6 to 54 Mbps	1	15	-61.3		0.17	-46.1	-41	4.88
Non HT40, 6 to 54 Mbps	2	15	-62.6	-61.1	0.17	-43.6	-41	2.36
HT/VHT40, M0 to M7	1	15	-61.7		0.3	-46.4	-41	5.15
HT/VHT40, M0 to M7	2	15	-62.8	-61.1	0.3	-43.6	-41	2.31
HT/VHT40, M8 to M15	2	15	-62.8	-61.1	0.3	-43.6	-41	2.31
HT/VHT40 Beam Forming, M0 to M7	2	15	-62.8	-61.1	0.3	-43.6	-41	2.31
HT/VHT40 Beam Forming, M8 to M15	2	15	-62.8	-61.1	0.3	-43.6	-41	2.31
HT/VHT40 STBC, M8 to M15	2	15	-62.8	-61.1	0.3	-43.6	-41	2.31
HE40, M0 to M11 1ss	1	15	-61.2		0.27	-45.9	-41	4.68
HE40, M0 to M11 1ss	2	15	-62.1	-61.6	0.27	-43.6	-41	2.31
HE40, M0 to M11 2ss	2	15	-62.1	-61.6	0.27	-43.6	-41	2.31
HE40 Beam Forming, M0 to M11 1ss	2	15	-62.1	-61.6	0.27	-43.6	-41	2.31
HE40 Beam Forming, M0 to M11 2ss	2	15	-62.1	-61.6	0.27	-43.6	-41	2.31
HE40 STBC, M0 to M11 2ss	2	15	-62.1	-61.6	0.27	-43.6	-41	2.31

Frequency 5240 MHz

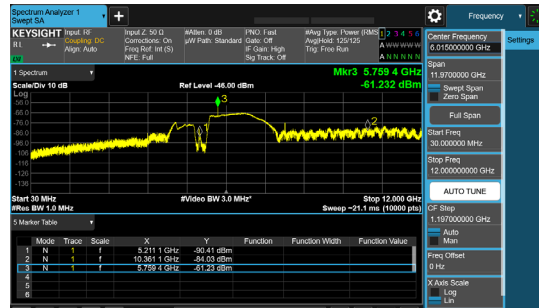
Mode	Tx Paths	Correlated Antenna Gain (dBi)	Tx 1 Spur Power (dBm)	Tx 2 Spur Power (dBm)	Duty Cycle (dB)	Total Conducted Spur (dBm)	Limit (dB)	Margin (dB)
Non HT20, 6 to 54 Mbps	1	15	-63.5		0.26	-48.2	-41	6.99
Non HT20, 6 to 54 Mbps	2	15	-63.2	-62.4	0.26	-44.5	-41	3.27
Non HT20 Beam Forming, 6 to 54 Mbps	2	15	-63.2	-62.4	0.26	-44.5	-41	3.27
HT/VHT20, M0 to M7	1	15	-64.2		0.36	-48.8	-41	7.59
HT/VHT20, M0 to M7	2	15	-63.9	-62.4	0.36	-44.7	-41	3.47
HT/VHT20, M8 to M15	2	15	-63.9	-62.4	0.36	-44.7	-41	3.47
HT/VHT20 Beam Forming, M0 to M7	2	15	-63.9	-62.4	0.36	-44.7	-41	3.47
HT/VHT20 Beam Forming, M8 to M15	2	15	-63.9	-62.4	0.36	-44.7	-41	3.47
HT/VHT20 STBC, M8 to M15	2	15	-63.9	-62.4	0.36	-44.7	-41	3.47
HE20, M0 to M11 1ss	1	15	-64.2		0.28	-48.9	-41	7.67
HE20, M0 to M11 1ss	2	15	-64.5	-62.1	0.28	-44.8	-41	3.6
HE20, M0 to M11 2ss	2	15	-64.5	-62.1	0.28	-44.8	-41	3.6
HE20 Beam Forming, M0 to M11 1ss	2	15	-64.5	-62.1	0.28	-44.8	-41	3.6
HE20 Beam Forming, M0 to M11 2ss	2	15	-64.5	-62.1	0.28	-44.8	-41	3.6
HE20 STBC, M0 to M11 2ss	2	15	-64.5	-62.1	0.28	-44.8	-41	3.6

Data Screenshots – Antenna gain 15dBi Average

5210 MHz: VHT80, M0 to M11 1ss

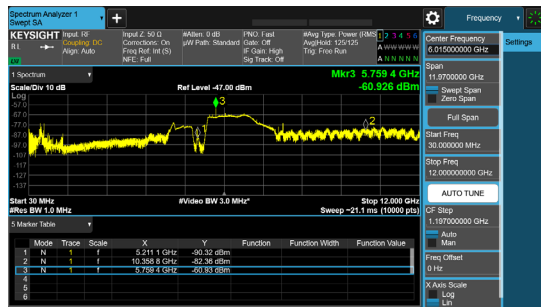


Antenna A

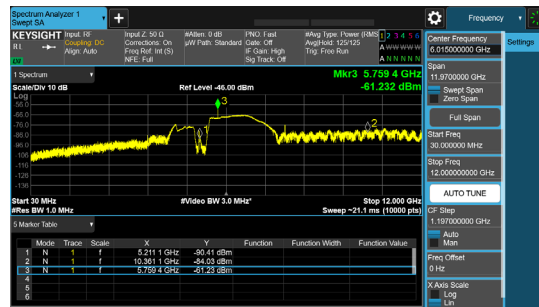


Antenna B

5210 MHz: VHT80, M0 to M11 2ss

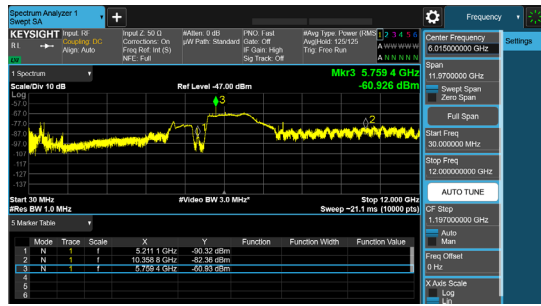


Antenna A

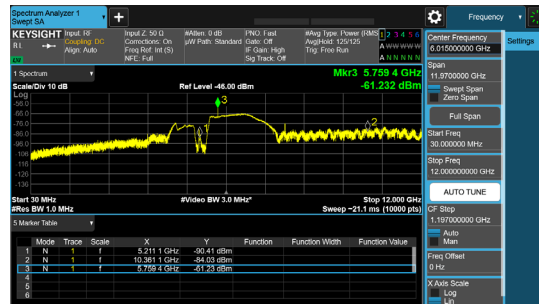


Antenna B

5210 MHz: VHT80 Beam Forming, M0 to M11 1ss



Antenna A



Antenna B

Conducted Spurious emissions Peak – Antenna gain 15dBi.

Frequency 5180 MHz

Mode	Tx Paths	Correlated Antenna Gain (dBi)	Tx 1 Spur Power (dBm)	Tx 2 Spur Power (dBm)	Duty Cycle (dB)	Total Conducted Spur (dBm)	Limit (dB)	Margin (dB)
Non HT20, 6 to 54 Mbps	1	15	-62.8		0.26	-47.5	-27	20.54
Non HT20, 6 to 54 Mbps	2	15	-62.8	-63.6	0.26	-44.9	-27	17.92
Non HT20 Beam Forming, 6 to 54 Mbps	2	15	-62.8	-63.6	0.26	-44.9	-27	17.92
HT/VHT20, M0 to M7	1	15	-63.1		0.36	-47.7	-27	20.74
HT/VHT20, M0 to M7	2	15	-63.3	-63.7	0.36	-45.1	-27	18.13
HT/VHT20, M8 to M15	2	15	-63.3	-63.7	0.36	-45.1	-27	18.13
HT/VHT20 Beam Forming, M0 to M7	2	15	-63.3	-63.7	0.36	-45.1	-27	18.13
HT/VHT20 Beam Forming, M8 to M15	2	15	-63.3	-63.7	0.36	-45.1	-27	18.13
HT/VHT20 STBC, M8 to M15	2	15	-63.3	-63.7	0.36	-45.1	-27	18.13
HE20, M0 to M11 1ss	1	15	-63.7		0.28	-48.4	-27	21.42
HE20, M0 to M11 1ss	2	15	-62.7	-63.0	0.28	-44.6	-27	17.56
HE20, M0 to M11 2ss	2	15	-62.7	-63.0	0.28	-44.6	-27	17.56
HE20 Beam Forming, M0 to M11 1ss	2	15	-62.7	-63.0	0.28	-44.6	-27	17.56
HE20 Beam Forming, M0 to M11 2ss	2	15	-62.7	-63.0	0.28	-44.6	-27	17.56
HE20 STBC, M0 to M11 2ss	2	15	-62.7	-63.0	0.28	-44.6	-27	17.56

Frequency 5190 MHz

Mode	Tx Paths	Correlated Antenna Gain (dBi)	Tx 1 Spur Power (dBm)	Tx 2 Spur Power (dBm)	Duty Cycle (dB)	Total Conducted Spur (dBm)	Limit (dB)	Margin (dB)
Non HT40, 6 to 54 Mbps	1	15	-63.7		0.17	-48.5	-27	21.53
Non HT40, 6 to 54 Mbps	2	15	-63.4	-63.2	0.17	-45.1	-27	18.12
HT/VHT40, M0 to M7	1	15	-62.8		0.3	-47.5	-27	20.5
HT/VHT40, M0 to M7	2	15	-63.1	-63.0	0.3	-44.7	-27	17.74
HT/VHT40, M8 to M15	2	15	-63.1	-63.0	0.3	-44.7	-27	17.74
HT/VHT40 Beam Forming, M0 to M7	2	15	-63.1	-63.0	0.3	-44.7	-27	17.74
HT/VHT40 Beam Forming, M8 to M15	2	15	-63.1	-63.0	0.3	-44.7	-27	17.74
HT/VHT40 STBC, M8 to M15	2	15	-63.1	-63.0	0.3	-44.7	-27	17.74
HE40, M0 to M11 1ss	1	15	-63.8		0.27	-48.5	-27	21.53
HE40, M0 to M11 1ss	2	15	-63.2	-62.9	0.27	-44.8	-27	17.77
HE40, M0 to M11 2ss	2	15	-63.2	-62.9	0.27	-44.8	-27	17.77
HE40 Beam Forming, M0 to M11 1ss	2	15	-63.2	-62.9	0.27	-44.8	-27	17.77
HE40 Beam Forming, M0 to M11 2ss	2	15	-63.2	-62.9	0.27	-44.8	-27	17.77
HE40 STBC, M0 to M11 2ss	2	15	-63.2	-62.9	0.27	-44.8	-27	17.77

Frequency 5210 MHz

Mode	Tx Paths	Correlated Antenna Gain (dBi)	Tx 1 Spur Power (dBm)	Tx 2 Spur Power (dBm)	Duty Cycle (dB)	Total Conducted Spur (dBm)	Limit (dB)	Margin (dB)
Non HT80, 6 to 54 Mbps	1	15	-63.3		0.38	-47.9	-27	20.92
Non HT80, 6 to 54 Mbps	2	15	-63.6	-63.5	0.38	-45.2	-27	18.16
VHT80, M0 to M11 1ss	1	15	-63.0		0.33	-47.7	-27	20.67
VHT80, M0 to M11 1ss	2	15	-63.2	-62.9	0.33	-44.7	-27	17.71
VHT80, M0 to M11 2ss	2	15	-63.2	-62.9	0.33	-44.7	-27	17.71
VHT80 Beam Forming, M0 to M11 1ss	2	15	-63.2	-62.9	0.33	-44.7	-27	17.71
VHT80 Beam Forming, M0 to M11 2ss	2	15	-63.2	-62.9	0.33	-44.7	-27	17.71
VHT80 STBC, M0 to M11 2ss	2	15	-63.2	-62.9	0.33	-44.7	-27	17.71
HE80, M0 to M11 1ss	1	15	-63.7		0.29	-48.4	-27	21.41
HE80, M0 to M11 1ss	2	15	-63.2	-63.0	0.29	-44.8	-27	17.8
HE80, M0 to M11 2ss	2	15	-63.2	-63.0	0.29	-44.8	-27	17.8
HE80 Beam Forming, M0 to M11 1ss	2	15	-63.2	-63.0	0.29	-44.8	-27	17.8
HE80 Beam Forming, M0 to M11 2ss	2	15	-63.2	-63.0	0.29	-44.8	-27	17.8
HE80 STBC, M0 to M11 2ss	2	15	-63.2	-63.0	0.29	-44.8	-27	17.8

Frequency 5220 MHz

Mode	Tx Paths	Correlated Antenna Gain (dBi)	Tx 1 Spur Power (dBm)	Tx 2 Spur Power (dBm)	Duty Cycle (dB)	Total Conducted Spur (dBm)	Limit (dB)	Margin (dB)
Non HT20, 6 to 54 Mbps	1	15	-63.0		0.26	-47.7	-27	20.74
Non HT20, 6 to 54 Mbps	2	15	-63.3	-62.5	0.26	-44.6	-27	17.62
Non HT20 Beam Forming, 6 to 54 Mbps	2	15	-63.3	-62.5	0.26	-44.6	-27	17.62
HT/VHT20, M0 to M7	1	15	-63.2		0.36	-47.8	-27	20.84
HT/VHT20, M0 to M7	2	15	-63.9	-63.2	0.36	-45.2	-27	18.17
HT/VHT20, M8 to M15	2	15	-63.9	-63.2	0.36	-45.2	-27	18.17
HT/VHT20 Beam Forming, M0 to M7	2	15	-63.9	-63.2	0.36	-45.2	-27	18.17
HT/VHT20 Beam Forming, M8 to M15	2	15	-63.9	-63.2	0.36	-45.2	-27	18.17
HT/VHT20 STBC, M8 to M15	2	15	-63.9	-63.2	0.36	-45.2	-27	18.17
HE20, M0 to M11 1ss	1	15	-62.9		0.28	-47.6	-27	20.62
HE20, M0 to M11 1ss	2	15	-63.5	-63.2	0.28	-45.1	-27	18.06
HE20, M0 to M11 2ss	2	15	-63.5	-63.2	0.28	-45.1	-27	18.06
HE20 Beam Forming, M0 to M11 1ss	2	15	-63.5	-63.2	0.28	-45.1	-27	18.06
HE20 Beam Forming, M0 to M11 2ss	2	15	-63.5	-63.2	0.28	-45.1	-27	18.06
HE20 STBC, M0 to M11 2ss	2	15	-63.5	-63.2	0.28	-45.1	-27	18.06

Frequency 5230 MHz

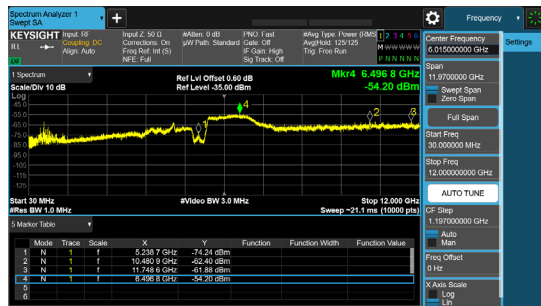
Mode	Tx Paths	Correlated Antenna Gain (dBi)	Tx 1 Spur Power (dBm)	Tx 2 Spur Power (dBm)	Duty Cycle (dB)	Total Conducted Spur (dBm)	Limit (dB)	Margin (dB)
Non HT40, 6 to 54 Mbps	1	15	-63.1		0.17	-47.9	-27	20.93
Non HT40, 6 to 54 Mbps	2	15	-62.6	-62.5	0.17	-44.4	-27	17.37
HT/VHT40, M0 to M7	1	15	-62.8		0.3	-47.5	-27	20.5
HT/VHT40, M0 to M7	2	15	-62.6	-63.3	0.3	-44.6	-27	17.63
HT/VHT40, M8 to M15	2	15	-62.6	-63.3	0.3	-44.6	-27	17.63
HT/VHT40 Beam Forming, M0 to M7	2	15	-62.6	-63.3	0.3	-44.6	-27	17.63
HT/VHT40 Beam Forming, M8 to M15	2	15	-62.6	-63.3	0.3	-44.6	-27	17.63
HT/VHT40 STBC, M8 to M15	2	15	-62.6	-63.3	0.3	-44.6	-27	17.63
HE40, M0 to M11 1ss	1	15	-63.5		0.27	-48.2	-27	21.23
HE40, M0 to M11 1ss	2	15	-63.2	-63.0	0.27	-44.8	-27	17.82
HE40, M0 to M11 2ss	2	15	-63.2	-63.0	0.27	-44.8	-27	17.82
HE40 Beam Forming, M0 to M11 1ss	2	15	-63.2	-63.0	0.27	-44.8	-27	17.82
HE40 Beam Forming, M0 to M11 2ss	2	15	-63.2	-63.0	0.27	-44.8	-27	17.82
HE40 STBC, M0 to M11 2ss	2	15	-63.2	-63.0	0.27	-44.8	-27	17.82

Frequency 5240 MHz

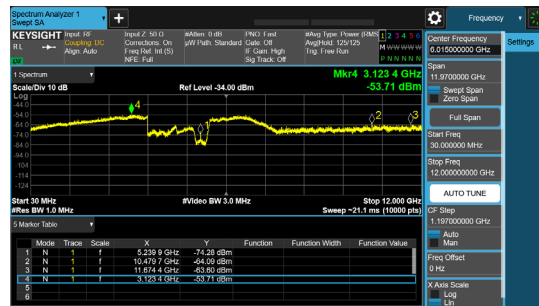
Mode	Tx Paths	Correlated Antenna Gain (dBi)	Tx 1 Spur Power (dBm)	Tx 2 Spur Power (dBm)	Duty Cycle (dB)	Total Conducted Spur (dBm)	Limit (dB)	Margin (dB)
Non HT20, 6 to 54 Mbps	1	15	-61.7		0.26	-46.4	-27	19.44
Non HT20, 6 to 54 Mbps	2	15	-62.3	-63.3	0.26	-44.5	-27	17.51
Non HT20 Beam Forming, 6 to 54 Mbps	2	15	-62.3	-63.3	0.26	-44.5	-27	17.51
HT/VHT20, M0 to M7	1	15	-62.6		0.36	-47.2	-27	20.24
HT/VHT20, M0 to M7	2	15	-61.9	-63.6	0.36	-44.3	-27	17.3
HT/VHT20, M8 to M15	2	15	-61.9	-63.6	0.36	-44.3	-27	17.3
HT/VHT20 Beam Forming, M0 to M7	2	15	-61.9	-63.6	0.36	-44.3	-27	17.3
HT/VHT20 Beam Forming, M8 to M15	2	15	-61.9	-63.6	0.36	-44.3	-27	17.3
HT/VHT20 STBC, M8 to M15	2	15	-61.9	-63.6	0.36	-44.3	-27	17.3
HE20, M0 to M11 1ss	1	15	-62.6		0.28	-47.3	-27	20.32
HE20, M0 to M11 1ss	2	15	-62.4	-63.4	0.28	-44.6	-27	17.58
HE20, M0 to M11 2ss	2	15	-62.4	-63.4	0.28	-44.6	-27	17.58
HE20 Beam Forming, M0 to M11 1ss	2	15	-62.4	-63.4	0.28	-44.6	-27	17.58
HE20 Beam Forming, M0 to M11 2ss	2	15	-62.4	-63.4	0.28	-44.6	-27	17.58
HE20 STBC, M0 to M11 2ss	2	15	-62.4	-63.4	0.28	-44.6	-27	17.58

Data Screenshots – Antenna gain 15dBi peak.

5240 MHz: HT/VHT20, M0 to M7

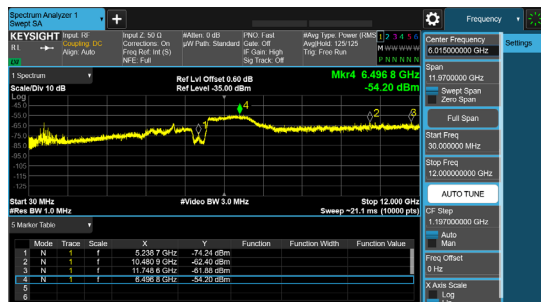


Antenna A

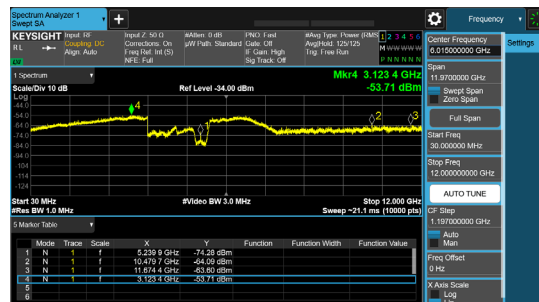


Antenna B

5240 MHz: HT/VHT20, M8 to M15

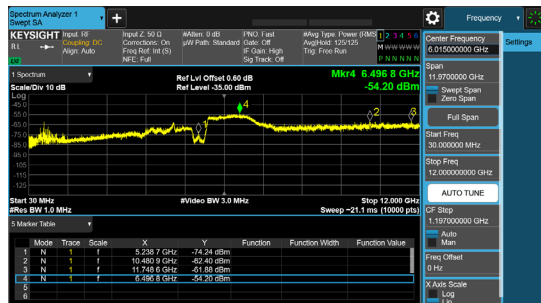


Antenna A

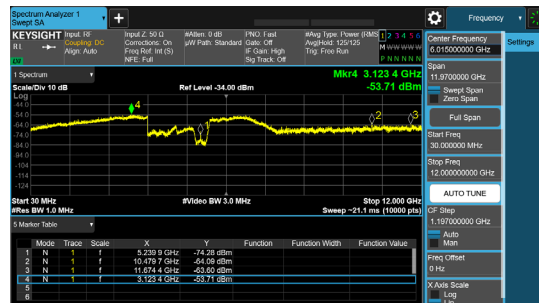


Antenna B

5240 MHz: HT/VHT20 Beam Forming, M0 to M7



Antenna A



Antenna B

A.6: Conducted Band Edge

Conducted Band Edge Test Requirement

15.407(b)

Undesirable emission limits. Except as shown in paragraph (b)(7) of this section, the maximum emissions outside of the frequency bands of operation shall be attenuated in accordance with the following limits:

- (1) For transmitters operating in the 5.15-5.25 GHz band: All emissions outside of the 5.15-5.35 GHz band shall not exceed an e.i.r.p. of -27 dBm/MHz.
- (5) The emission measurements shall be performed using a minimum resolution bandwidth of 1 MHz. A lower resolution bandwidth may be employed near the band edge, when necessary, provided the measured energy is integrated to show the total power over 1 MHz.
- (6) Unwanted emissions below 1 GHz must comply with the general field strength limits set forth in §15.209.
- (7) The provisions of §15.205 apply to intentional radiators operating under this section.
- (8) When measuring the emission limits, the nominal carrier frequency shall be adjusted as close to the upper and lower frequency band edges as the design of the equipment permits.

Radiated emissions which fall in the restricted bands, as defined in Section 15.205(a), must also comply with the radiated emission limits specified in Section 15.209(a) (see Section 15.205(c)).

Use formula below to substitute conducted measurements in place of radiated measurements

$$E[\text{dB}\mu\text{V}/\text{m}] = \text{EIRP}[\text{dBm}] - 20 \log(d[\text{meters}]) + 104.77, \text{ where } E = \text{field strength and } d = 3 \text{ meter}$$

- 1) Average Plot, Limit= -41.25 dBm eirp
- 2) Peak plot, Limit = -21.25 dBm eirp

KDB 789033 D02 General UNII Test Procedures New Rules v02r01

2. Unwanted Emissions that fall Outside of the Restricted Bands

- a) For all measurements, follow the requirements in II.G.3. *“General Requirements for Unwanted Emissions Measurements.”*
- b) At frequencies below 1000 MHz, use the procedure described in II.G.4. *“Procedure for Unwanted Emissions Measurements Below 1000 MHz.”*
- c) At frequencies above 1000 MHz, use the procedure for maximum emissions described in II.G.5., *“Procedure for Unwanted Emissions Measurements Above 1000 MHz.”*
- (i) Sections 15.407(b)(1-3) specifies the unwanted emissions limit for the U-NII-1 and U-NII-2 bands. As specified, emissions above 1000 MHz that are outside of the restricted bands are subject to a peak emission limit of -27 dBm/MHz.

Conducted Band Edge Test Procedure

Ref. ANSI C63.10: 2013

KDB 789033 D02 General UNII Test Procedures New Rules v02r01

Conducted Spurious Emissions Test Procedure
<ol style="list-style-type: none">1. Connect the antenna port(s) to the spectrum analyzer input.2. Place the radio in continuous transmit mode3. Configure Spectrum analyzer as per test parameters below (be sure to enter all losses between the transmitter output and the spectrum analyzer).4. Use the peak marker function to determine the maximum spurs amplitude level.5. The “measure-and-sum technique” is used for measuring in-band transmit power of a device. In the measure-and-sum approach, the conducted emission level is measured at each antenna port. The measured results at the various antenna ports are then summed mathematically to determine the total emission level from the device. Summing is performed in linear power units. The worst case output is recorded. (see ANSI C63.10:2013 section 14.3.2.2)6. Capture graphs and record pertinent measurement data.

Ref. ANSI C63.10: 2013 section 12.7.6 (Peak) and 12.7.7.2 (Average)
KDB 789033 D02 General UNII Test Procedures New Rules v02r01, Sec. 5 (Peak), Sec. 6 (Average Method AD)

Conducted Spurious Emissions Test parameters	
Peak RBW = 1 MHz VBW \geq 3 MHz Sweep = Auto Detector = Peak Trace = Max Hold.	Average RBW = 1 MHz VBW \geq 3 MHz Sweep = Auto Detector = RMS Power Averaging
Tested By: Ronak Patel	Date of testing: 3/22/2023 - 6/2/2023
Test Result: PASS	

Test Equipment

See Appendix C for list of test equipment