



## Dynamic Frequency Selection (DFS) Test Report

# AIR-CAP3702P-B-K9

**FCC ID: LDK102087P**

Also covers:  
AIR-SAP3702P-B-K9

**5250-5350, 5470-5725 MHz**

**Against the following Specifications:**



**CFR47 Part 15.407**

**RSS247**

**Cisco Systems**

170 West Tasman Drive

San Jose, CA 95134

	
<b>Author:</b> Jose Aguirre <b>Tested By</b>	<b>Approved By:</b> Jim Nicolson <b>Title:</b> Technical Leader, Engineering <b>Revision:</b> 2

This report replaces any previously entered test report under EDCS – **1245885**. This test report has been electronically authorized and archived using the CISCO Engineering Document Control system.



This test report has been electronically authorized and archived using the CISCO Engineering Document Control system.

**SECTION 1: OVERVIEW** ..... **3**

**SECTION 2: ASSESSMENT INFORMATION** ..... **4**

    2.1 GENERAL .....4

    2.2 DATE OF TESTING .....6

    2.3 REPORT ISSUE DATE .....6

    2.4 TESTING FACILITIES .....6

    2.5 EQUIPMENT ASSESSED (EUT) .....6

**SECTION 3: RESULT SUMMARY** ..... **7**

    3.1 RESULTS SUMMARY TABLE .....7

**SECTION 4: SAMPLE DETAILS** ..... **8**

**APPENDIX A: DYNAMIC FREQUENCY SELECTION (DFS)**..... **9**

    A.1 UNII DEVICE DESCRIPTION .....9

    A.2 DFS DETECTION THRESHOLDS .....10

    A.3 RADAR TEST WAVEFORMS .....11

**APPENDIX B: DYNAMIC FREQUENCY SELECTION / TEST RESULTS**..... **15**

    B.1 TEST PROCEDURE/RESULTS .....20

    B.2 UNII DETECTION BANDWIDTH .....23

    B.3 INITIAL CHANNEL AVAILABILITY CHECK TIME .....56

    B.4 RADAR BURST AT THE BEGINNING OF THE CHANNEL AVAILABILITY CHECK TIME .....57

    B.5 RADAR BURST AT THE END OF THE CHANNEL AVAILABILITY CHECK TIME .....58

    B.6 IN-SERVICE MONITORING FOR CHANNEL MOVE TIME, CHANNEL CLOSING TRANSMISSION TIME AND NON-OCCUPANCY PERIOD.59

    B.7 STATISTICAL PERFORMANCE CHECK .....62

**APPENDIX C: LIST OF TEST EQUIPMENT USED TO PERFORM THE TEST** ..... **90**



## Section 1: Overview

The samples were assessed against the tests detailed in section 3 under the requirements of the following specifications:

<b>Specifications:</b>
CFR47 Part 15.407 RSS-247

RSS-247 section A9.3a allows the use of applicable FCC KDBs

Measurements were made in accordance with

- KDB 905462 D02 UNII DFS Compliance Procedures New Rules v01r02

## Section 2: Assessment Information

### 2.1 General

This report contains an assessment of an apparatus against Electromagnetic Compatibility Standards based upon tests carried out on the samples submitted. The testing was performed by and for the use of Cisco systems Inc:

With regard to this assessment, the following points should be noted:

- a) The results contained in this report relate only to the items tested and were obtained in the period between the date of the initial assessment and the date of issue of the report. Manufactured products will not necessarily give identical results due to production and measurement tolerances.
- b) The apparatus was set up and exercised using the configuration and modes of operation defined in this report only.
- c) Where relevant, the apparatus was only assessed using the susceptibility criteria defined in this report and the Test Assessment Plan (TAP).
- d) All testing was performed under the following environmental conditions:

Temperature	15°C to 35°C (54°F to 95°F)
Atmospheric Pressure	860mbar to 1060mbar (25.4" to 31.3")
Humidity	10% to 75*%
- e) All AC testing was performed at one or more of the following supply voltages:  
110V 60 Hz (+/-20%)

### Units of Measurement

The units of measurements defined in the appendices are reported in specific terms, which are test dependent. Where radiated measurements are concerned these are defined at a particular distance. Basic voltage measurements are defined in units of [dBuV]

As an example, the basic calculation for all measurements is as follows:

$$\text{Emission level [dBuV]} = \text{Indicated voltage level [dBuV]} + \text{Cable Loss [dB]} + \text{Other correction factors [dB]}$$

The combinations of correction factors are dependent upon the exact test configurations [see test equipment lists for further details] and may include:-

Antenna Factors, Pre Amplifier Gain, LISN Loss, Pulse Limiter Loss and Filter Insertion Loss..

Note: to convert the results from dBuV/m to uV/m use the following formula:-

$$\text{Level in uV/m} = \text{Common Antilogarithm} [(X \text{ dBuV/m})/20] = Y \text{ uV/m}$$

## Measurement Uncertainty Values

voltage and power measurements	± 2 dB
conducted EIRP measurements	± 1.4 dB
radiated measurements	± 3.2 dB
frequency measurements	± 2.4 10 <sup>-7</sup>
temperature measurements	± 0.54 <sup>o</sup>
humidity measurements	± 2.3%
DC and low frequency measurements	± 2.5%

Where relevant measurement uncertainty levels have been estimated for tests performed on the apparatus. This uncertainty represents an expanded uncertainty expressed at approximately the 95% confidence level using a coverage factor of k=2.

## Radiated emissions (expanded uncertainty, confidence interval 95%)

30 MHz - 300 MHz	+/- 3.8 dB
300 MHz - 1000 MHz	+/- 4.3 dB
1 GHz - 10 GHz	+/- 4.0 dB
10 GHz - 18GHz	+/- 8.2 dB
18GHz - 26.5GHz	+/- 4.1 dB
26.5GHz - 40GHz	+/- 3.9 dB

## Conducted emissions (expanded uncertainty, confidence interval 95%)

30 MHz – 40GHz	+/- 0.38 dB
----------------	-------------

A product is considered to comply with a requirement if the nominal measured value is below the limit line. The product is considered to not be in compliance in case the nominal measured value is above the limit line.

**This report must not be reproduced except in full, without written approval of Cisco Systems.**

**2.2 Date of testing**

02-December-15

**2.3 Report Issue Date**

10-December-2015

Cisco uses an electronic system to issue, store and control the revision of test reports. This system is called the Engineering Document Control System (EDCS). The actual report issue date is embedded into the original file on EDCS. Any copies of this report, either electronic or paper, that are not on EDCS must be considered uncontrolled.

**2.4 Testing facilities**

This assessment was performed by:

**Testing Laboratory**

Cisco Systems, Inc.,  
125 West Tasman Drive  
San Jose, CA 95134, USA

**Registration Numbers for Industry Canada**

<b>Cisco System Site</b>	<b>Address</b>	<b>Site Identifier</b>
Building P, 10m Chamber	125 West Tasman Dr San Jose, CA 95134	Company #: 2461N-2
Building P, 5m Chamber	125 West Tasman Dr San Jose, CA 95134	Company #: 2461N-1
Building I, 5m Chamber	285 W. Tasman Drive San Jose, California 95134	Company #: 2461M-1

**Test Engineers**

Jose Aguirre

**2.5 Equipment Assessed (EUT)**

AIR-CAP3702y-B-K9

### Section 3: Result Summary

#### 3.1 Results Summary Table

##### Conducted emissions

Basic Standard	Technical Requirements / Details	Result
FCC 15.407 RSS-247	Dynamic Frequency Selection (DFS) Detection Threshold	Pass
FCC 15.407 RSS-247	Channel Availability Check Time	Pass
FCC 15.407 RSS-247	Channel Move Time	Pass
FCC 15.407 RSS-247	Channel Closing Time	Pass
FCC 15.407 RSS-247	Non-Occupancy Period	Pass
FCC 15.407 RSS-247	U-NII Detection Bandwidth	Pass



## Section 4: Sample Details

Note: Each sample was evaluated to ensure that its condition was suitable to be used as a test sample prior to the commencement of testing.

### 4.1 Sample Details

Sample No.	Equipment Details	Manufacturer	Hardware Rev.	Firmware Rev.	Software Rev.	Serial Number
S01	AIR-CAP3702y-B-K9	Cisco Systems	P2	15.3	AP3G2-K9W7-M	FTX1850R0FC
S02	AIR-PWR-C	Meanwell	A0	NA	NA	EB46E93226
S03	AIR-CAP3702y-B-K9	Cisco Systems	P2	15.3	AP3G2-K9W7-M	FTW1906NUYD

### 4.2 System Details

System Number	Description	Samples	System under test	Support equipment
1	AIR-CAP3702y-B-K9	S01	<input checked="" type="checkbox"/>	<input type="checkbox"/>
	Support Power Supply	S02	<input type="checkbox"/>	<input checked="" type="checkbox"/>
	Support Client Equipment	S03	<input type="checkbox"/>	<input checked="" type="checkbox"/>

### 4.3 Mode of Operation Details

Mode#	Description	Comments
1	Continuous Transmitting	Continuous Transmitting

All measurements were made in accordance with

- KDB 905462 D02 UNII DFS Compliance Procedures New Rules v01r02



## Appendix A: Dynamic Frequency Selection (DFS)

15.407: U-NII devices operating in the 5.25-5.35 GHz band and the 5.47-5.725 GHz band shall employ a TPC mechanism. The U-NII device is required to have the capability to operate at least 6 dB below the mean EIRP value of 30 dBm. A TPC mechanism is not required for systems with an e.i.r.p. of less than 500 mW.

U-NII devices operating in the 5.25-5.35 GHz and 5.47-5.725 GHz bands shall employ a DFS radar detection mechanism to detect the presence of radar systems and to avoid co-channel operation with radar systems.

### A.1 UNII Device Description

1. The AIR-CAP3702y-B-K9 Cisco Aironet 802.11ac Module operates in the following bands:
  - a. 5150-5250 MHz
  - b. 5250-5350 MHz
  - c. 5470-5725 MHz
  - d. 5725-5850 MHz
2. The maximum EIRP of the 5GHz equipment is 29 dBm, and the minimum possible EIRP is 10 dBm.

Below are the available 50 ohm antenna assemblies and their corresponding gains. 0dBi gain was used to set the -63 dBm threshold level (-64dBm +1 dB) during calibration of the test setup.

Frequency	Part Number	Antenna Type	Antenna Gain (dBi)	Antenna Gain >30 degrees (dBi)
<b>2.4/5 GHz</b>	AIR-ANT2524DB-R	Dual-resonant black dipole	2 / 4	NA
	AIR-ANT2524DW-R	Dual-resonant white dipole	2 / 4	NA
	AIR-ANT2524DG-R	Dual-resonant gray dipole	2 / 4	NA
	AIR-ANT2524V4C-R	Dual-resonant ceiling mount omni (4-pack)	2 / 4	NA
	AIR-ANT2544V4M-R8	Dual-resonant omni (4-pack)	3 / 2	1
	AIR-ANT2544V4M-R	Dual-resonant omni (4-pack)	4 / 4	1
	AIR-ANT2566P4W-R	Dual-resonant "directional" antenna (4-pack)	6 / 6	3
	AIR-ANT2566D4M-R	Dual-Band Polarization-Diverse Directional Array	6 / 6	3
	AIR-ANT2547V-N	Dual Band Omni	4 / 7	-7
	AIR-ANT2513P4M-N	Dual-resonant cross-pol "directional" antenna (4-pack)	13 / 13	-7

3. System testing was performed with the designated MPEG test file that streams full motion video at 30 frames per second from the Master to the Client IP based system.
4. The Master requires 106.5 seconds to complete its power-on cycle.
5. Information regarding the parameters of the detected Radar Waveforms is not available to the end user.
6. For the 5250-5350 MHz and 5470-5725 MHz bands, the Master device provides, on aggregate, uniform loading of the spectrum across all devices by selecting an operating channel among the available channels using a random algorithm.



A.2 DFS Detection Thresholds

1. **Interference Threshold values, Master or Client incorporating In-Service Monitoring**

Maximum Transmit Power	Value (See Notes 1, 2, and 3)
EIRP $\geq$ 200 milliwatt	-64 dBm
EIRP < 200 milliwatt and power spectral density < 10 dBm/MHz	-62 dBm
EIRP < 200 milliwatt that do not meet the power spectral density requirement	-64 dBm
<p><b>Note 1:</b> This is the level at the input of the receiver assuming a 0 dBi receive antenna.  <b>Note 2:</b> Throughout these test procedures an additional 1 dB has been added to the amplitude of the test transmission waveforms to account for variations in measurement equipment. This will ensure that the test signal is at or above the detection threshold level to trigger a DFS response.  <b>Note3:</b> EIRP is based on the highest antenna gain. For MIMO devices refer to KDB Publication 662911 D01.</p>	

2. **DFS Response requirement values**

Parameter	Value
<i>Non-occupancy period</i>	Minimum 30 minutes
<i>Channel Availability Check Time</i>	60 seconds
<i>Channel Move Time</i>	10 seconds See Note 1.
<i>Channel Closing Transmission Time</i>	200 milliseconds + an aggregate of 60 milliseconds over remaining 10 second period. See Notes 1 and 2.
<i>U-NII Detection Bandwidth</i>	Minimum 100% of the U-NII 99% transmission power bandwidth. See Note 3.
<p><b>Note 1:</b> The instant that the Channel Move Time and the Channel Closing Transmission Time begins is as follows:</p> <ul style="list-style-type: none"> <li>• For the Short Pulse Radar Test Signals this instant is the end of the Burst.</li> <li>• For the Frequency Hopping radar Test Signal, this instant is the end of the last radar Burst generated.</li> <li>• For the Long Pulse Radar Test Signal this instant is the end of the 12 second period defining the Radar Waveform.</li> </ul> <p><b>Note 2:</b> The Channel Closing Transmission Time is comprised of 200 milliseconds starting at the beginning of the Channel Move Time plus any additional intermittent control signals required 905642 UNII DFS DR01-41759 Page 11 to facilitate a Channel move (an aggregate of 60 milliseconds) during the remainder of the 10 second period. The aggregate duration of control signals will not count quiet periods in between transmissions.</p> <p><b>Note 3:</b> During the U-NII Detection Bandwidth detection test, any one of radar types 0 - 4 can be used and for each frequency step the minimum percentage of detection is 90 percent. Measurements are performed with no data traffic. The 99% power bandwidth is measured with 100 kHz resolution bandwidth.</p>	



### A.3 Radar Test Waveforms

This section provides the parameters for required test waveforms, minimum percentage of successful detections, and the minimum number of trials that must be used for determining DFS conformance. Step intervals of 0.1 microsecond for Pulse Width, 1 microsecond for PRI, 1 MHz for chirp width and 1 for the number of pulses will be utilized for the random determination of specific test waveforms.

#### 1. Short Pulse Radar Test Waveforms

Radar Type	Pulse Width (μsec)	PRI (μsec)	Number of Pulses	Minimum Percentage of Successful Detection	Minimum Numbers of Trials
0	1	1428	18	See Note 1	See Note 1
1	1	Test A: 15 unique PRI values randomly selected from the list of 23 PRI values in Table 5a	$\text{Roundup} \left\{ \begin{matrix} \left( \frac{1}{360} \right) \cdot \\ \left( \frac{19 \cdot 10^6}{\text{PRI}_{\mu\text{sec}}} \right) \end{matrix} \right\}$	60%	30
		Test B: 15 unique PRI values randomly selected within the range of 518-3066 μsec, with a minimum increment of 1 μsec, excluding PRI values selected in Test A			
2	1-5	150-230	23-29	60%	30
3	6-10	200-500	16-18	60%	30
4	11-20	200-500	12-16	60%	30
Aggregate (Radar Types 1-4)				80%	120
<p><b>Note 1:</b> Short Pulse Radar Type 0 shall only be used for the channel availability and detection bandwidth tests. It should be noted that any of the radar test waveforms 0 – 4 can be used for the channel availability and detection bandwidth tests.</p>					

A minimum of 30 unique waveforms are required for each of the Short Pulse Radar Types 2 through 4. If more than 30 waveforms are used for Short Pulse Radar Types 2 through 4, then each additional waveform must also be unique and not repeated from the previous waveforms. If more than 30 waveforms are used for Short Pulse Radar Type 1, then each additional waveform is generated with Test B and must also be unique and not repeated from the previous waveforms in Tests A or B.



For example if in Short Pulse Radar Type 1 Test B a PRI of 3066 μsec is selected, the number of pulses would be  $\text{Roundup}\left\{\left(\frac{1}{360}\right) \cdot \left(\frac{19 \cdot 10^6}{3066}\right)\right\} = \text{Roundup}\{17.2\} = 18$

**Table 5a – Pulse Repetition Intervals Values for Test A**

Pulse Repetition Frequency Number	Pulse Repetition Frequency (Pulses Per Second)	Pulse Repetition Interval (Microseconds)
1	1930.5	518
2	1858.7	538
3	1792.1	558
4	1730.1	578
5	1672.2	598
6	1618.1	618
7	1567.4	638
8	1519.8	658
9	1474.9	678
10	1432.7	698
11	1392.8	718
12	1355.0	738
13	1319.3	758
14	1285.3	778
15	1253.1	798
16	1222.5	818
17	1193.3	838
18	1165.6	858
19	1139.0	878
20	1113.6	898
21	1089.3	918
22	1066.1	938
23	326.2	3066

The aggregate is the average of the percentage of successful detections of Short Pulse Radar Types 1-4. For example, the following table indicates how to compute the aggregate of percentage of successful detections.

Radar Type	Number of Trials	Number of Successful Detections	Minimum Percentage of Successful Detection
1	35	29	82.9%
2	30	18	60%
3	30	27	90%
4	50	44	88%
Aggregate (82.9% + 60% + 90% + 88%)/4 = 80.2%			

## 2. Long Pulse Radar Test Waveform

Radar Type	Pulse Width (µsec)	Chirp Width (MHz)	PRI (µsec)	Number of Pulses per Burst	Number of Bursts	Minimum Percentage of Successful Detection	Minimum Trials
5	50-100	5-20	1000- 2000	1-3	8-20	80%	30

The parameters for this waveform are randomly chosen. Thirty unique waveforms are required for the Long Pulse radar test signal. If more than 30 waveforms are used for the Long Pulse radar test signal, then each additional waveform must also be unique and not repeated from the previous waveforms.

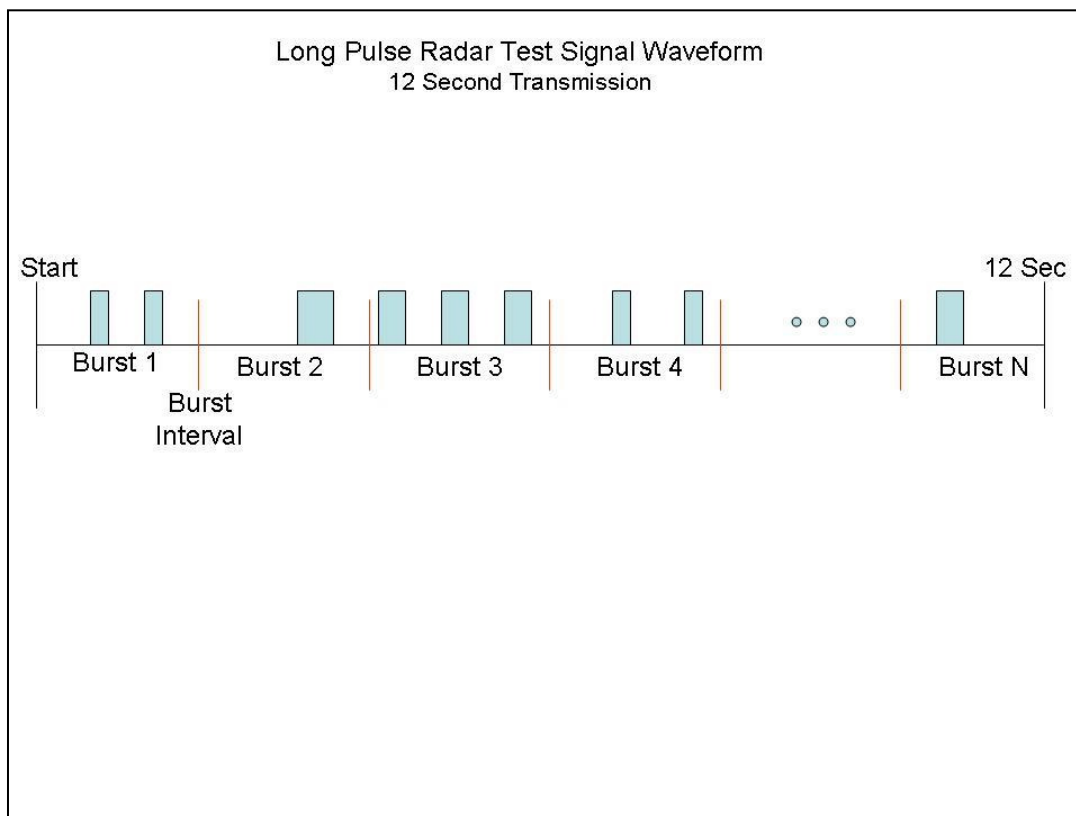
Each waveform is defined as follows:

- 1) The transmission period for the Long Pulse Radar test signal is 12 seconds.
- 2) There are a total of 8 to 20 Bursts in the 12 second period, with the number of Bursts being randomly chosen. This number is Burst\_Count.
- 3) Each Burst consists of 1 to 3 pulses, with the number of pulses being randomly chosen. Each Burst within the 12 second sequence may have a different number of pulses.
- 4) The pulse width is between 50 and 100 microseconds, with the pulse width being randomly chosen. Each pulse within a Burst will have the same pulse width. Pulses in different Bursts may have different pulse widths.
- 5) Each pulse has a linear FM chirp between 5 and 20 MHz, with the chirp width being randomly chosen. Each pulse within a Burst will have the same chirp width. Pulses in different Bursts may have different chirp widths. The chirp is centered on the pulse. For example, with a radar frequency of 5300 MHz and a 20 MHz chirped signal, the chirp starts at 5290 MHz and ends at 5310 MHz.
- 6) If more than one pulse is present in a Burst, the time between the pulses will be between 1000 and 2000 microseconds, with the time being randomly chosen. If three pulses are present in a Burst, the time between the first and second pulses is chosen independently of the time between the second and third pulses.
- 7) The 12 second transmission period is divided into even intervals. The number of intervals is equal to Burst\_Count. Each interval is of length  $(12,000,000 / \text{Burst\_Count})$  microseconds. Each interval contains one Burst. The start time for the Burst, relative to the beginning of the interval, is between 1 and  $[(12,000,000 / \text{Burst\_Count}) - (\text{Total Burst Length}) + (\text{One Random PRI Interval})]$  microseconds, with the start time being randomly chosen. The step interval for the start time is 1 microsecond. The start time for each Burst is chosen independently.

### A representative example of a Long Pulse radar test waveform:

- 1) The total test signal length is 12 seconds.
- 2) 8 Bursts are randomly generated for the Burst\_Count.
- 3) Burst 1 has 2 randomly generated pulses.
- 4) The pulse width (for both pulses) is randomly selected to be 75 microseconds.
- 5) The PRI is randomly selected to be at 1213 microseconds.
- 6) Bursts 2 through 8 are generated using steps 3 – 5.
- 7) Each Burst is contained in even intervals of 1,500,000 microseconds. The starting location for Pulse 1, Burst 1 is randomly generated (1 to 1,500,000 minus the total Burst 1 length + 1 random PRI interval) at the 325,001 microsecond step. Bursts 2 through 8 randomly fall in successive 1,500,000 microsecond intervals (i.e. Burst 2 falls in the 1,500,001 – 3,000,000 microsecond range).

**Graphical Representation of a Long Pulse radar Test Waveform**



**3. Long Pulse Radar Test Waveform**

Radars Type	Pulse Width (μsec)	PRI (μsec)	Pulses per Hop	Hopping Rate (kHz)	Hopping Sequence Length (msec)	Minimum Percentage of Successful Detection	Minimum Trials
6	1	333	9	.333	300	70%	30

For the Frequency Hopping Radar Type, the same *Burst* parameters are used for each waveform. The hopping sequence is different for each waveform and a 100-length segment is selected<sup>1</sup> from the hopping sequence defined by the following algorithm:

The first frequency in a hopping sequence is selected randomly from the group of 475 integer frequencies from 5250 – 5724 MHz. Next, the frequency that was just chosen is removed from the group and a frequency is randomly selected from the remaining 474 frequencies in the group. This process continues until all 475 frequencies are chosen for the set. For selection of a random frequency, the frequencies remaining within the group are always treated as equally likely.



**Appendix B: Dynamic Frequency Selection / Test Results**

**Standards Reference:**

FCC 15.407 / RSS-247

**Test Procedure**

**Ref.** KDB 905462 D02 UNII DFS Compliance Procedures New Rules v01r02

Test parameters
Span = 0 Hz
RBW ≥ 3 MHz
VBW ≥ 3 MHz
Detector = Peak
Trace = Single Sweep

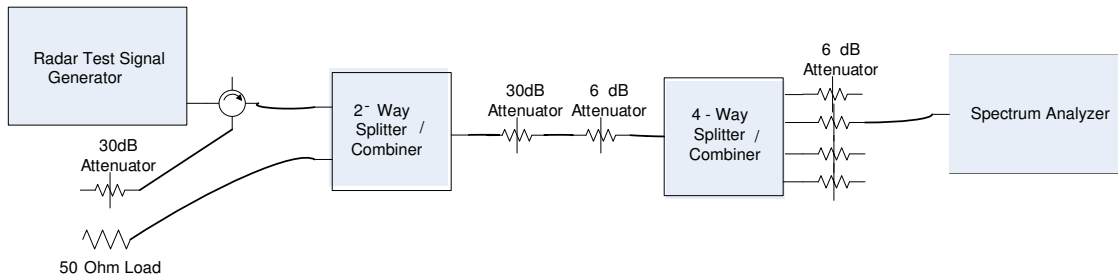
System Number	Description	Samples	System under test	Support equipment
1	AIR-CAP3702y-B-K9	S01	<input checked="" type="checkbox"/>	<input type="checkbox"/>
	Support Power Supply	S02	<input type="checkbox"/>	<input checked="" type="checkbox"/>
	Support Client Equipment	S03	<input type="checkbox"/>	<input checked="" type="checkbox"/>

<b>Tested By :</b> Jose Aguirre	<b>Date of testing:</b> 02-December-15
<b>Test Result : PASS</b>	

See Appendix C for list of test equipment

The following equipment setup was used to calibrate the conducted Radar Waveform. A spectrum analyzer was used to establish the test signal level for each radar type. During this process there were no transmissions by either the Master or Client Device. The spectrum analyzer was switched to the zero span (Time Domain) mode at the frequency of the Radar Waveform generator. Peak detection was utilized. The spectrum analyzer resolution bandwidth (RBW) and video bandwidth (VBW) were set to 3 MHz.

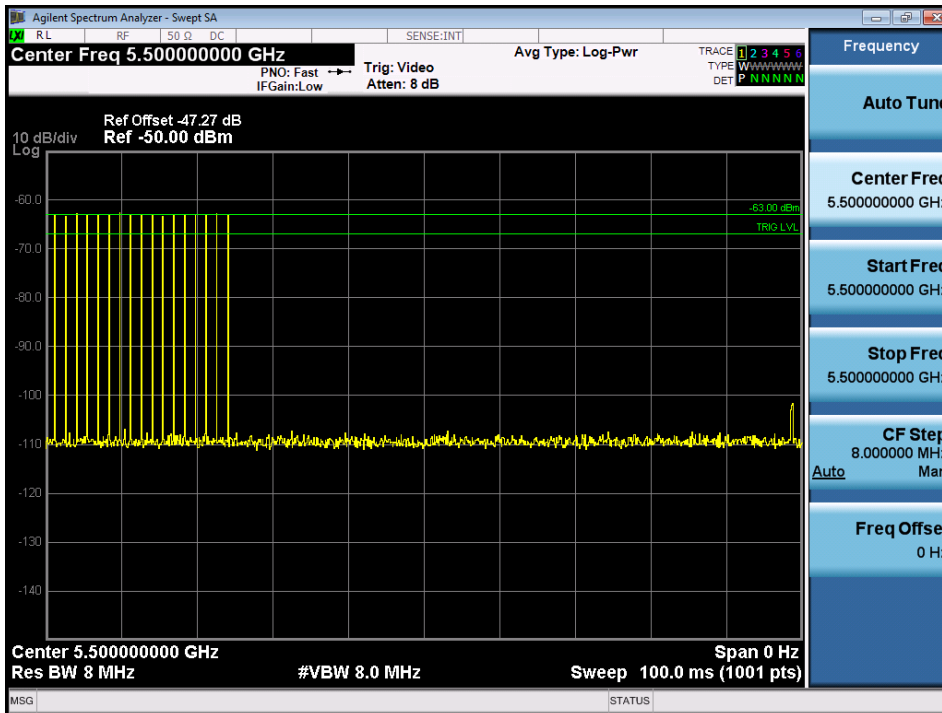
The signal generator amplitude was set so that the power level measured at the spectrum analyzer was -63dBm.



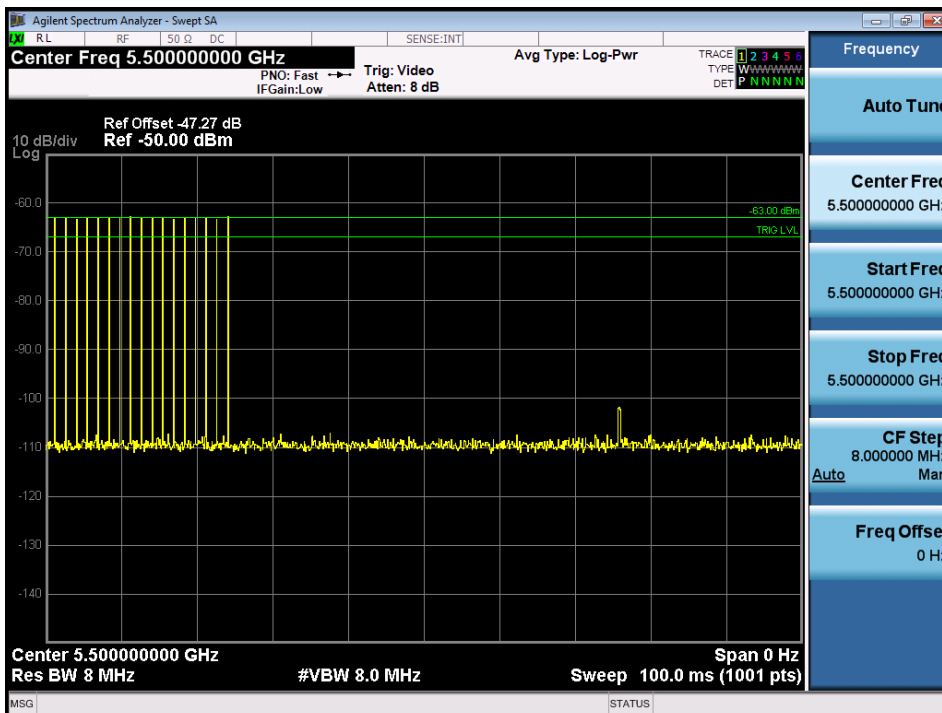
**Conducted Calibration Setup**



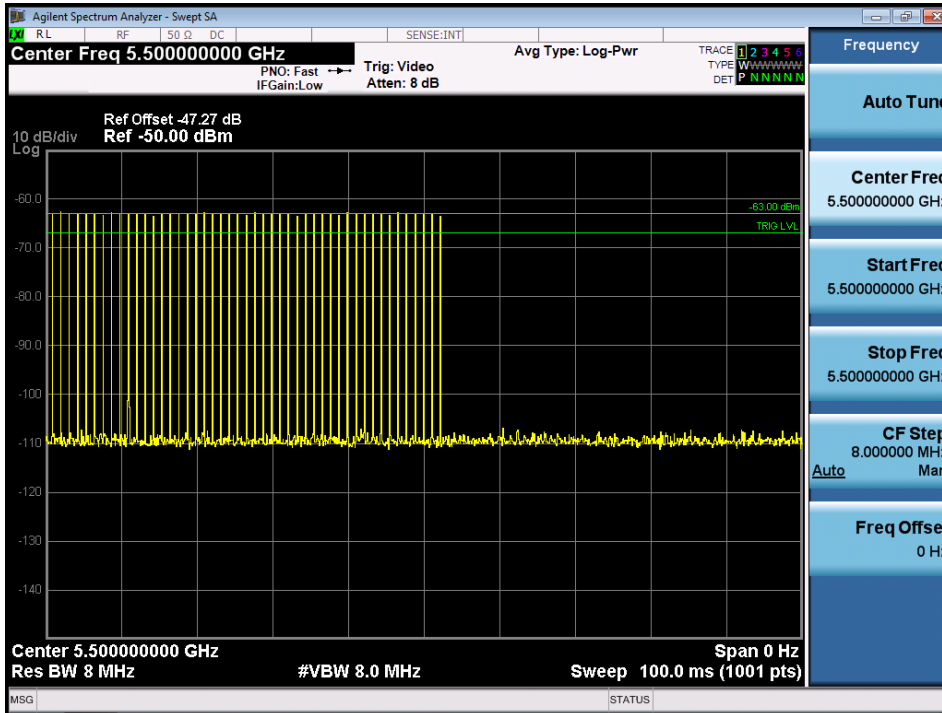
Following are the calibration plots for each of the required radar waveforms.



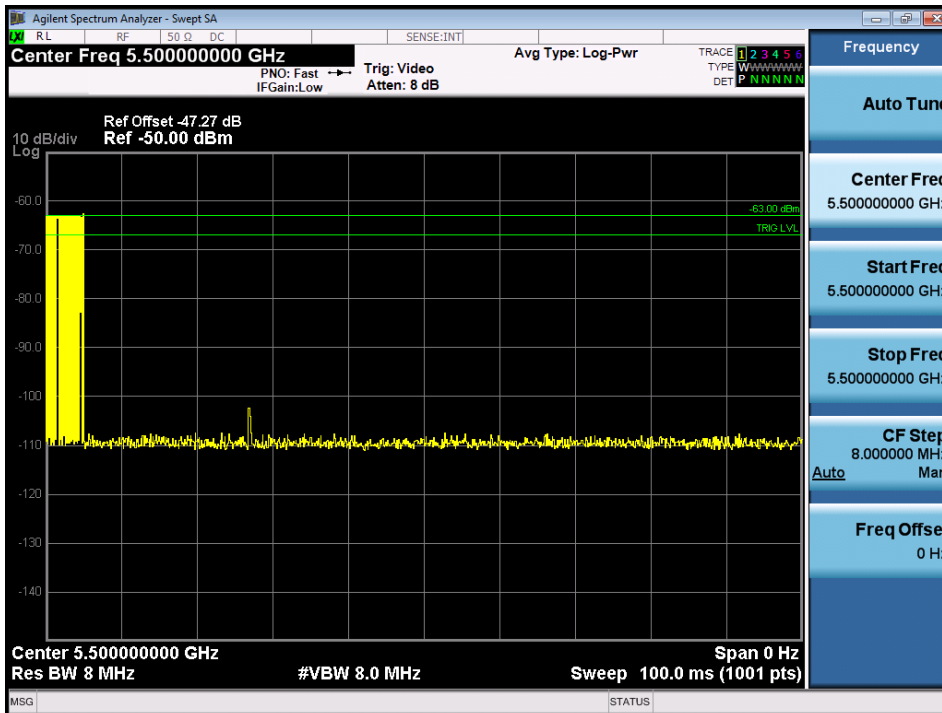
**USA Bin 0 Radar Calibration**



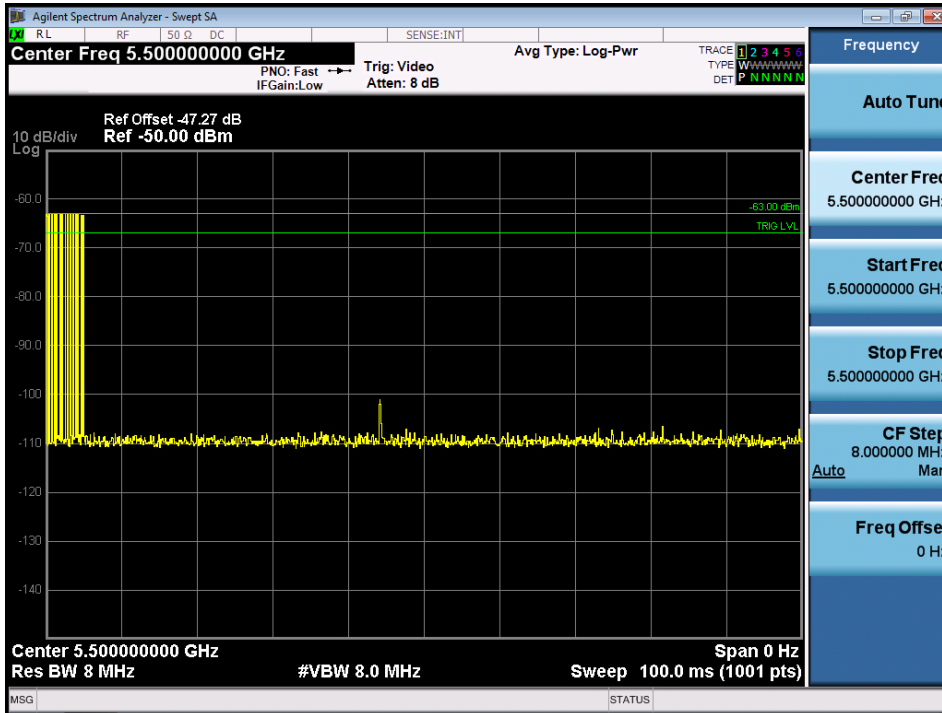
**USA Bin 1A Radar Calibration**



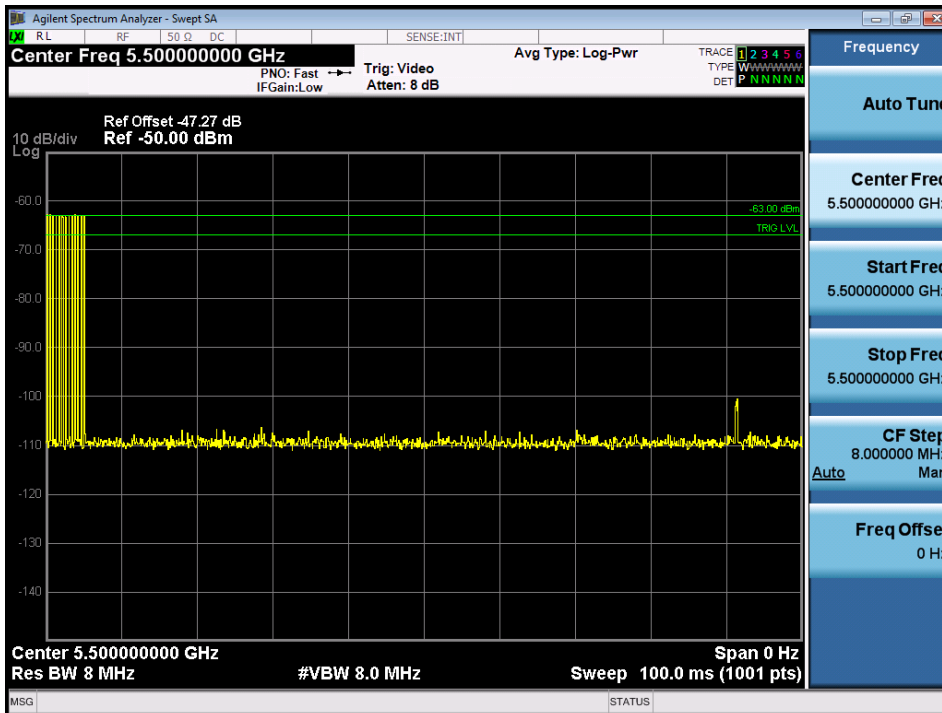
**USA Bin 1B Radar Calibration**



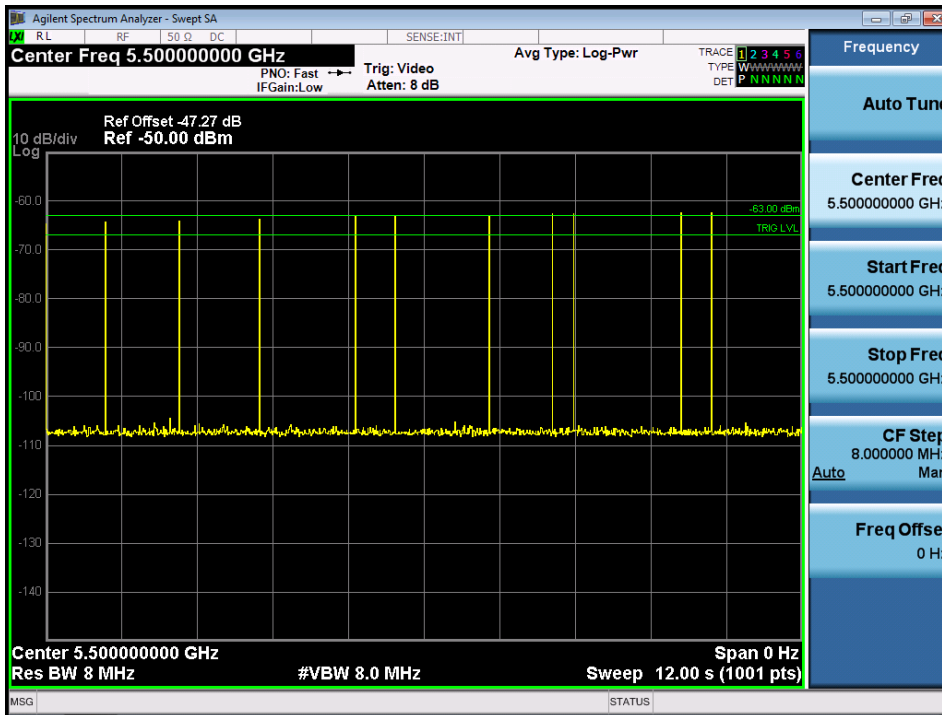
**USA Bin 2 Radar Calibration**



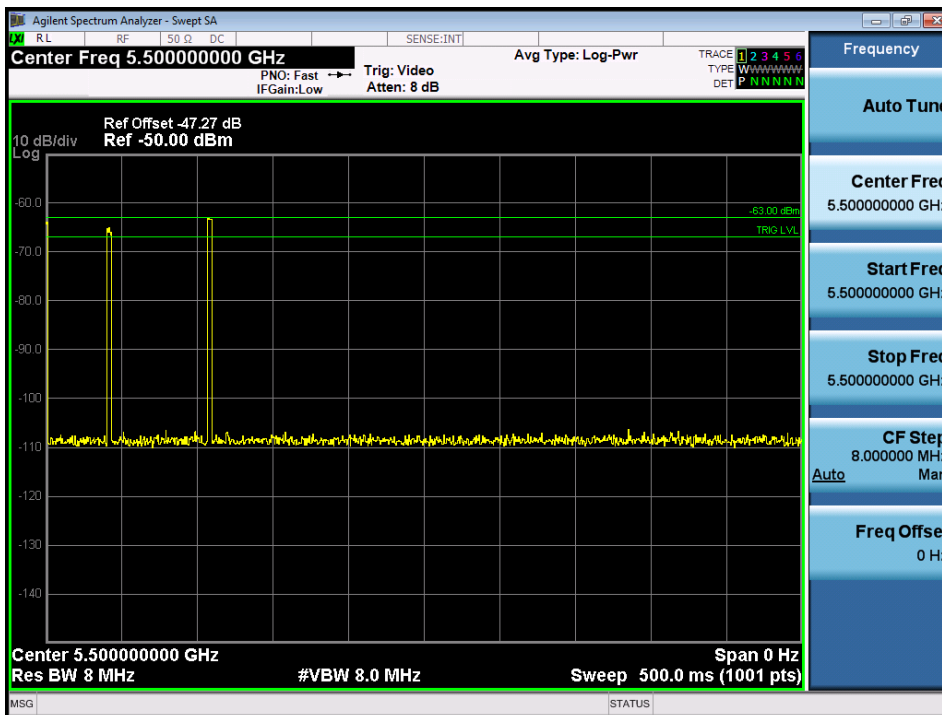
**USA Bin 3 Radar Calibration**



**USA Bin 4 Radar Calibration**



**USA Bin 5 Radar Calibration**



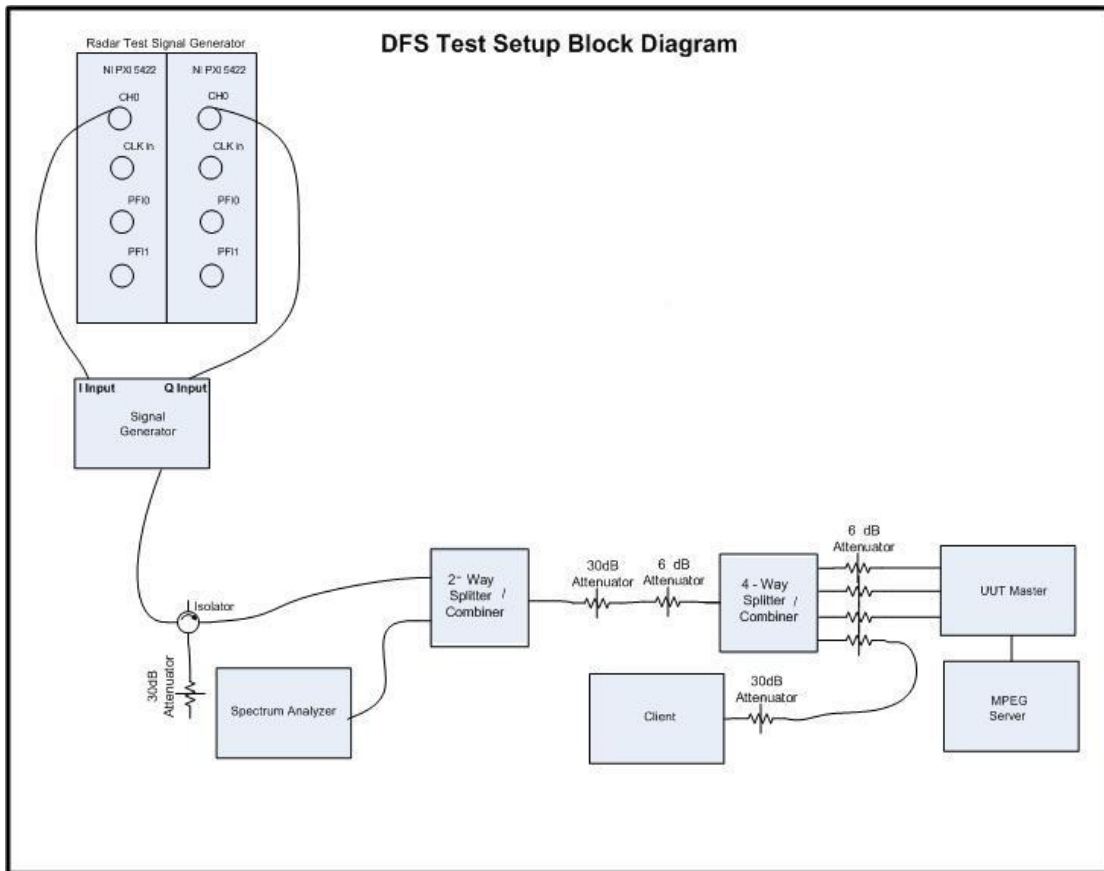
**USA Frequency Hopping Radar Calibration**

**B.1 Test Procedure/Results**

A spectrum analyzer is used as a monitor to verify that the UUT has vacated the Channel within the (Channel Closing Transmission Time and Channel Move Time, and does not transmit on a Channel during the


Non-Occupancy Period after the detection and Channel move. It is also used to monitor UUT transmissions during the Channel Availability Check Time.

Following is the test setup used to generate the Radar Waveforms, and for all DFS tests described herein.



**Conducted Setup: Radar Test Waveforms are injected into the Master**





**Title:** DFS Setup

## B.2 UNII Detection Bandwidth

### Test Procedure

**Ref.** KDB 905462 D02 UNII section 7.8.1

All UNII 20 MHz channels for this device have identical Channel bandwidths, all 40 MHz channels have identical Channel bandwidths, and all 80 MHz channels have identical Channel bandwidths. Therefore, all DFS testing was done at 5500 MHz. The 99% channel bandwidth for 20MHz signals is 18 MHz, the the 99% channel bandwidth for 40MHz signals is 36 MHz, and the 99% channel bandwidth for 80MHz signals is 76. (See the 26dB BW section of the RF report for further measurement details).

The generating equipment is configured as shown in the Conducted Test Setup above. A single *Burst* of the desired radar profile is produced at 5500MHz at a -63dBm level. The UUT is set up as a standalone device (no associated Client and no traffic).

A single radar Burst is generated for a minimum of 10 trials, and the response of the UUT is noted. The UUT must detect the Radar Waveform 90% or more of the time.

The radar frequency is increased in 1 MHz steps, repeating the above test sequence, until the detection rate falls below 90%. The highest frequency at which detection is greater than or equal to 90% is denoted as  $F_H$ .

The radar frequency is decreased in 1 MHz steps, repeating the above test sequence, until the detection rate falls below 90%. The lowest frequency at which detection is greater than or equal to 90% is denoted as  $F_L$ .

The U-NII Detection Bandwidth is calculated as follows:

$$\text{U-NII Detection Bandwidth} = F_H - F_L$$

The U-NII Detection Bandwidth must be at least 100% of the UUT transmitter 99% power bandwidth (18 MHz for 20MHz signals, 36 MHz for 40 MHz signals, and 76 MHz for 80 MHz signals); otherwise, the UUT does not comply with DFS requirements.

For the chirped Bin 5 radar, the U-NII Detection Bandwidth must be at least 80% of the UUT transmitter 99% power bandwidth (14 MHz for 20MHz signals, 28 MHz for 40 MHz signals, and 60 MHz for 80 MHz signals); otherwise, the UUT does not comply with DFS requirements.



**UNII Detection Bandwidth Results, 20MHz Signal Bandwidth**

Radar Frequency	DFS Detection Trials (1=Detection, Blank= No Detection)										Detection Rate (%)	Detection Bandwidth (MHz)	Limit (MHz)
	1	2	3	4	5	6	7	8	9	10			
5490	1	1	1	1	1	1	1	1	1	1	100	20	17
5491	1	1	1	1	1	1	1	1	1	1	100		
5492	1	1	1	1	1	1	1	1	1	1	100		
5493	1	1	1	1	1	1	1	1	1	1	100		
5494	1	1	1	1	1	1	1	1	1	1	100		
5495	1	1	1	1	1	1	1	1	1	1	100		
5496	1	1	1	1	1	1	1	1	1	1	100		
5497	1	1	1	1	1	1	1	1	1	1	100		
5498	1	1	1	1	1	1	1	1	1	1	100		
5499	1	1	1	1	1	1	1	1	1	1	100		
5500	1	1	1	1	1	1	1	1	1	1	100		
5501	1	1	1	1	1	1	1	1	1	1	100		
5502	1	1	1	1	1	1	1	1	1	1	100		
5503	1	1	1	1	1	1	1	1	1	1	100		
5504	1	1	1	1	1	1	1	1	1	1	100		
5505	1	1	1	1	1	1	1	1	1	1	100		
5506	1	1	1	1	1	1	1	1	1	1	100		
5507	1	1	1	1	1	1	1	1	1	1	100		
5508	1	1	1	1	1	1	1	1	1	1	100		
5509	1	1	1	1	1	1	1	1	1	1	100		
5510	1	1	1	1	1	1	1	1	1	1	100		

**USA Bin 0 Radar**





Radars	DFS Detection Trials (1=Detection, Blank= No Detection)										Detection Rate (%)	Detection Bandwidth (MHz)	Limit (MHz)
	1	2	3	4	5	6	7	8	9	10			
5490	1	1	1	1	1	1	1	1	1	1	100	20	17
5491	1	1	1	1	1	1	1	1	1	1	100		
5492	1	1	1	1	1	1	1	1	1	1	100		
5493	1	1	1	1	1	1	1	1	1	1	100		
5494	1	1	1	1	1	1	1	1	1	1	100		
5495	1	1	1	1	1	1	1	1	1	1	100		
5496	1	1	1	1	1	1	1	1	1	1	100		
5497	1	1	1	1	1	1	1	1	1	1	100		
5498	1	1	1	1	1	1	1	1	1	1	100		
5499	1	1	1	1	1	1	1	1	1	1	100		
5500	1	1	1	1	1	1	1	1	1	1	100		
5501	1	1	1	1	1	1	1	1	1	1	100		
5502	1	1	1	1	1	1	1	1	1	1	100		
5503	1	1	1	1	1	1	1	1	1	1	100		
5504	1	1	1	1	1	1	1	1	1	1	100		
5505	1	1	1	1	1	1	1	1	1	1	100		
5506	1	1	1	1	1	1	1	1	1	1	100		
5507	1	1	1	1	1	1	1	1	1	1	100		
5508	1	1	1	1	1	1	1	1	1	1	100		
5509	1	1	1	1	1	1	1	1	1	1	100		
5510	1	1	1	1	1	1	1	1	1	1	100		

**USA Bin 1A Radar**



Radar Frequency	DFS Detection Trials (1=Detection, Blank= No Detection)										Detection Rate (%)	Detection Bandwidth (MHz)	Limit (MHz)
	1	2	3	4	5	6	7	8	9	10			
5490	1	1	1	1	1	1	1	1	1	1	100	20	17
5491	1	1	1	1	1	1	1	1	1	1	100		
5492	1	1	1	1	1	1	1	1	1	1	100		
5493	1	1	1	1	1	1	1	1	1	1	100		
5494	1	1	1	1	1	1	1	1	1	1	100		
5495	1	1	1	1	1	1	1	1	1	1	100		
5496	1	1	1	1	1	1	1	1	1	1	100		
5497	1	1	1	1	1	1	1	1	1	1	100		
5498	1	1	1	1	1	1	1	1	1	1	100		
5499	1	1	1	1	1	1	1	1	1	1	100		
5500	1	1	1	1	1	1	1	1	1	1	100		
5501	1	1	1	1	1	1	1	1	1	1	100		
5502	1	1	1	1	1	1	1	1	1	1	100		
5503	1	1	1	1	1	1	1	1	1	1	100		
5504	1	1	1	1	1	1	1	1	1	1	100		
5505	1	1	1	1	1	1	1	1	1	1	100		
5506	1	1	1	1	1	1	1	1	1	1	100		
5507	1	1	1	1	1	1	1	1	1	1	100		
5508	1	1	1	1	1	1	1	1	1	1	100		
5509	1	1	1	1	1	1	1	1	1	1	100		
5510	1	1	1	1	1	1	1	1	1	1	100		

**USA Bin 1B Radar**



Radars	DFS Detection Trials (1=Detection, Blank= No Detection)										Detection Rate (%)	Detection Bandwidth (MHz)	Limit (MHz)
	1	2	3	4	5	6	7	8	9	10			
5490	1	1	1	1	1	1	1	1	1	1	100	20	17
5491	1	1	1	1	1	1	1	1	1	1	100		
5492	1	1	1	1	1	1	1	1	1	1	100		
5493	1	1	1	1	1	1	1	1	1	1	100		
5494	1	1	1	1	1	1	1	1	1	1	100		
5495	1	1	1	1	1	1	1	1	1	1	100		
5496	1	1	1	1	1	1	1	1	1	1	100		
5497	1	1	1	1	1	1	1	1	1	1	100		
5498	1	1	1	1	1	1	1	1	1	1	100		
5499	1	1	1	1	1	1	1	1	1	1	100		
5500	1	1	1	1	1	1	1	1	1	1	100		
5501	1	1	1	1	1	1	1	1	1	1	100		
5502	1	1	1	1	1	1	1	1	1	1	100		
5503	1	1	1	1	1	1	1	1	1	1	100		
5504	1	1	1	1	1	1	1	1	1	1	100		
5505	1	1	1	1	1	1	1	1	1	1	100		
5506	1	1	1	1	1	1	1	1	1	1	100		
5507	1	1	1	1	1	1	1	1	1	1	100		
5508	1	1	1	1	1	1	1	1	1	1	100		
5509	1	1	1	1	1	1	1	1	1	1	100		
5510	1	1	1	1	1	1	1	1	1	1	100		

**USA Bin 2 Radar**



Radars Frequency	DFS Detection Trials (1=Detection, Blank= No Detection)										Detection Rate (%)	Detection Bandwidth (MHz)	Limit (MHz)
	1	2	3	4	5	6	7	8	9	10			
5490	1	1	1	1	1	1	1	1	1	1	100	20	17
5491	1	1	1	1	1	1	1	1	1	1	100		
5492	1	1	1	1	1	1	1	1	1	1	100		
5493	1	1	1	1	1	1	1	1	1	1	100		
5494	1	1	1	1	1	1	1	1	1	1	100		
5495	1	1	1	1	1	1	1	1	1	1	100		
5496	1	1	1	1	1	1	1	1	1	1	100		
5497	1	1	1	1	1	1	1	1	1	1	100		
5498	1	1	1	1	1	1	1	1	1	1	100		
5499	1	1	1	1	1	1	1	1	1	1	100		
5500	1	1	1	1	1	1	1	1	1	1	100		
5501	1	1	1	1	1	1	1	1	1	1	100		
5502	1	1	1	1	1	1	1	1	1	1	100		
5503	1	1	1	1	1	1	1	1	1	1	100		
5504	1	1	1	1	1	1	1	1	1	1	100		
5505	1	1	1	1	1	1	1	1	1	1	100		
5506	1	1	1	1	1	1	1	1	1	1	100		
5507	1	1	1	1	1	1	1	1	1	1	100		
5508	1	1	1	1	1	1	1	1	1	1	100		
5509	1	1	1	1	1	1	1	1	1	1	100		
5510	1	1	1	1	1	1	1	1	1	1	100		

**USA Bin 3 Radar**



Radars	DFS Detection Trials (1=Detection, Blank= No Detection)										Detection Rate (%)	Detection Bandwidth (MHz)	Limit (MHz)
	1	2	3	4	5	6	7	8	9	10			
5490	0	0	0	0	0	0	0	0	0	0	0	18	17
5491	1	1	1	1	1	1	1	1	1	1	100		
5492	1	1	1	1	1	1	1	1	1	1	100		
5493	1	1	1	1	1	1	1	1	1	1	100		
5494	1	1	1	1	1	1	1	1	1	1	100		
5495	1	1	1	1	1	1	1	1	1	1	100		
5496	1	1	1	1	1	1	1	1	1	1	100		
5497	1	1	1	1	1	1	1	1	1	1	100		
5498	1	1	1	1	1	1	1	1	1	1	100		
5499	1	1	1	1	1	1	1	1	1	1	100		
5500	1	1	1	1	1	1	1	1	1	1	100		
5501	1	1	1	1	1	1	1	1	1	1	100		
5502	1	1	1	1	1	1	1	1	1	1	100		
5503	1	1	1	1	1	1	1	1	1	1	100		
5504	1	1	1	1	1	1	1	1	1	1	100		
5505	1	1	1	1	1	1	1	1	1	1	100		
5506	1	1	1	1	1	1	1	1	1	1	100		
5507	1	1	1	1	1	1	1	1	1	1	100		
5508	1	1	1	1	1	1	1	1	1	1	100		
5509	1	1	1	1	1	1	1	1	1	1	100		
5510	0	0	0	0	0	0	0	0	0	0	0		

**USA Bin 4 Radar**



Radars Frequency	DFS Detection Trials (1=Detection, Blank= No Detection)										Detection Rate (%)	Detection Bandwidth (MHz)	Limit (MHz)
	1	2	3	4	5	6	7	8	9	10			
5490	1	1	1	1	1	1	1	1	1	1	100	20	17
5491	1	1	1	1	1	1	1	1	1	1	100		
5492	1	1	1	1	1	1	1	1	1	1	100		
5493	1	1	1	1	0	1	1	1	1	1	90		
5494	1	1	1	1	1	1	1	1	1	1	100		
5495	1	1	1	1	1	1	1	1	1	1	100		
5496	1	1	1	1	1	1	1	1	1	1	100		
5497	1	1	1	1	1	1	1	1	1	1	100		
5498	1	1	1	1	1	1	1	1	1	0	90		
5499	1	1	1	1	1	1	1	1	1	1	100		
5500	1	1	1	1	1	1	1	1	1	1	100		
5501	1	1	1	1	1	1	1	1	1	1	100		
5502	1	1	1	1	1	1	1	1	1	1	100		
5503	1	1	1	1	1	1	1	1	1	1	100		
5504	1	1	1	1	1	1	1	1	1	1	100		
5505	1	1	1	1	1	1	1	1	1	1	100		
5506	1	1	1	1	1	1	1	1	1	1	100		
5507	1	1	1	1	1	1	1	1	1	1	100		
5508	1	1	1	1	1	1	1	1	1	1	100		
5509	1	1	1	1	1	1	1	1	1	1	100		
5510	1	1	1	1	1	1	1	1	1	1	100		

**USA Bin 5 Radar**



Radars Frequency	DFS Detection Trials (1=Detection, Blank= No Detection)										Detection Rate (%)	Detection Bandwidth (MHz)	Limit (MHz)
	1	2	3	4	5	6	7	8	9	10			
5490	1	1	1	1	0	1	1	1	0	1	80	18	17
5491	1	1	1	1	1	1	1	1	1	1	100		
5492	1	1	1	1	1	1	1	1	1	1	100		
5493	1	1	1	1	1	1	1	1	1	1	100		
5494	1	0	1	1	1	1	1	1	1	1	90		
5495	1	1	1	1	1	1	1	1	1	1	100		
5496	1	1	1	1	1	1	1	1	1	1	100		
5497	1	1	1	1	1	1	1	1	1	1	100		
5498	1	1	1	1	1	1	1	1	1	1	100		
5499	1	1	1	1	1	1	1	1	1	1	100		
5500	1	1	1	1	1	1	1	1	1	1	100		
5501	1	1	1	1	1	1	1	1	1	1	100		
5502	1	1	1	1	1	1	1	1	1	1	100		
5503	1	1	1	1	1	1	1	1	1	1	100		
5504	1	1	1	1	1	1	1	1	1	1	100		
5505	1	1	1	1	1	1	1	1	1	1	100		
5506	1	1	1	1	1	1	1	1	1	1	100		
5507	1	1	1	1	1	1	1	1	1	1	100		
5508	1	1	1	1	1	1	1	1	1	1	100		
5509	1	1	1	1	1	1	1	1	1	1	100		
5510	1	1	1	1	1	1	1	1	1	1	100		

**USA Frequency Hopping Radar**



Radars Frequency	DFS Detection Trials (1=Detection, Blank= No Detection)										Detection Rate (%)	Detection Bandwidth (MHz)	Limit (MHz)
	1	2	3	4	5	6	7	8	9	10			
5490	1	1	1	1	1	1	1	1	1	1	100	40	36
5491	1	1	1	1	1	1	1	1	1	1	100		
5492	1	1	1	1	1	1	1	1	1	1	100		
5493	1	1	1	1	1	1	1	1	1	1	100		
5494	1	1	1	1	1	1	1	1	1	1	100		
5495	1	1	1	1	1	1	1	1	1	1	100		
5496	1	1	1	1	1	1	1	1	1	1	100		
5497	1	1	1	1	1	1	1	1	1	1	100		
5498	1	1	1	1	1	1	1	1	1	1	100		
5499	1	1	1	1	1	1	1	1	1	1	100		
5500	1	1	1	1	1	1	1	1	1	1	100		
5501	1	1	1	1	1	1	1	1	1	1	100		
5502	1	1	1	1	1	1	1	1	1	1	100		
5503	1	1	1	1	1	1	1	1	1	1	100		
5504	1	1	1	1	1	1	1	1	1	1	100		
5505	1	1	1	1	1	1	1	1	1	1	100		
5506	1	1	1	1	1	1	1	1	1	1	100		
5507	1	1	1	1	1	1	1	1	1	1	100		
5508	1	1	1	1	1	1	1	1	1	1	100		
5509	1	1	1	1	1	1	1	1	1	1	100		
5510	1	1	1	1	1	1	1	1	1	1	100		
5511	1	1	1	1	1	1	1	1	1	1	100		
5512	1	1	1	1	1	1	1	1	1	1	100		
5513	1	1	1	1	1	1	1	1	1	1	100		
5514	1	1	1	1	1	1	1	1	1	1	100		
5515	1	1	1	1	1	1	1	1	1	1	100		
5516	1	1	1	1	1	1	1	1	1	1	100		
5517	1	1	1	1	1	1	1	1	1	1	100		
5518	1	1	1	1	1	1	1	1	1	1	100		
5519	1	1	1	1	1	1	1	1	1	1	100		
5520	1	1	1	1	1	1	1	1	1	1	100		
5521	1	1	1	1	1	1	1	1	1	1	100		
5522	1	1	1	1	1	1	1	1	1	1	100		
5523	1	1	1	1	1	1	1	1	1	1	100		
5524	1	1	1	1	1	1	1	1	1	1	100		
5525	1	1	1	1	1	1	1	1	1	1	100		
5526	1	1	1	1	1	1	1	1	1	1	100		
5527	1	1	1	1	1	1	1	1	1	1	100		
5528	1	1	1	1	1	1	1	1	1	1	100		
5529	1	1	1	1	1	1	1	1	1	1	100		
5530	1	1	1	1	1	1	1	1	1	1	100		

USA Bin 0 Radar





Radars Frequency	DFS Detection Trials (1=Detection, Blank= No Detection)										Detection Rate (%)	Detection Bandwidth (MHz)	Limit (MHz)
	1	2	3	4	5	6	7	8	9	10			
5490	1	1	1	1	1	1	1	1	1	1	100	40	36
5491	1	1	1	1	1	1	1	1	1	1	100		
5492	1	1	1	1	1	1	1	1	1	1	100		
5493	1	1	1	1	1	1	1	1	1	1	100		
5494	1	1	1	1	1	1	1	1	1	1	100		
5495	1	1	1	1	1	1	1	1	1	1	100		
5496	1	1	1	1	1	1	1	1	1	1	100		
5497	1	1	1	1	1	1	1	1	1	1	100		
5498	1	1	1	1	1	1	1	1	1	1	100		
5499	1	1	1	1	1	1	1	1	1	1	100		
5500	1	1	1	1	1	1	1	1	1	1	100		
5501	1	1	1	1	1	1	1	1	1	1	100		
5502	1	1	1	1	1	1	1	1	1	1	100		
5503	1	1	1	1	1	1	1	1	1	1	100		
5504	1	1	1	1	1	1	1	1	1	1	100		
5505	1	1	1	1	1	1	1	1	1	1	100		
5506	1	1	1	1	1	1	1	1	1	1	100		
5507	1	1	1	1	1	1	1	1	1	1	100		
5508	1	1	1	1	1	1	1	1	1	1	100		
5509	1	1	1	1	1	1	1	1	1	1	100		
5510	1	1	1	1	1	1	1	1	1	1	100		
5511	1	1	1	1	1	1	1	1	1	1	100		
5512	1	1	1	1	1	1	1	1	1	1	100		
5513	1	1	1	1	1	1	1	1	1	1	100		
5514	1	1	1	1	1	1	1	1	1	1	100		
5515	1	1	1	1	1	1	1	1	1	1	100		
5516	1	1	1	1	1	1	1	1	1	1	100		
5517	1	1	1	1	1	1	1	1	1	1	100		
5518	1	1	1	1	1	1	1	1	1	1	100		
5519	1	1	1	1	1	1	1	1	1	1	100		
5520	1	1	1	1	1	1	1	1	1	1	100		
5521	1	1	1	1	1	1	1	1	1	1	100		
5522	1	1	1	1	1	1	1	1	1	1	100		
5523	1	1	1	1	1	1	1	1	1	1	100		
5524	1	1	1	1	1	1	1	1	1	1	100		
5525	1	1	1	1	1	1	1	1	1	1	100		
5526	1	1	1	1	1	1	1	1	1	1	100		
5527	1	1	1	1	1	1	1	1	1	1	100		
5528	1	1	1	1	1	1	1	1	1	1	100		
5529	1	1	1	1	1	1	1	1	1	1	100		
5530	1	1	1	1	1	1	1	1	1	1	100		

**USA Bin 1A Radar**



Radars Frequency	DFS Detection Trials (1=Detection, Blank= No Detection)										Detection Rate (%)	Detection Bandwidth (MHz)	Limit (MHz)
	1	2	3	4	5	6	7	8	9	10			
5490	1	1	1	1	1	1	1	1	1	1	100	40	36
5491	1	1	1	1	1	1	1	1	1	1	100		
5492	1	1	1	1	1	1	1	1	1	1	100		
5493	1	1	1	1	1	1	1	1	1	1	100		
5494	1	1	1	1	1	1	1	1	1	1	100		
5495	1	1	1	1	1	1	1	1	1	1	100		
5496	1	1	1	1	1	1	1	1	1	1	100		
5497	1	1	1	1	1	1	1	1	1	1	100		
5498	1	1	1	1	1	1	1	1	1	1	100		
5499	1	1	1	1	1	1	1	1	1	1	100		
5500	1	1	1	1	1	1	1	1	1	1	100		
5501	1	1	1	1	1	1	1	1	1	1	100		
5502	1	1	1	1	1	1	1	1	1	1	100		
5503	1	1	1	1	1	1	1	1	1	1	100		
5504	1	1	1	1	1	1	1	1	1	1	100		
5505	1	1	1	1	1	1	1	1	1	1	100		
5506	1	1	1	1	1	1	1	1	1	1	100		
5507	1	1	1	1	1	1	1	1	1	1	100		
5508	1	1	1	1	1	1	1	1	1	1	100		
5509	1	1	1	1	1	1	1	1	1	1	100		
5510	1	1	1	1	1	1	1	1	1	1	100		
5511	1	1	1	1	1	1	1	1	1	1	100		
5512	1	1	1	1	1	1	1	1	1	1	100		
5513	1	1	1	1	1	1	1	1	1	1	100		
5514	1	1	1	1	1	1	1	1	1	1	100		
5515	1	1	1	1	1	1	1	1	1	1	100		
5516	1	1	1	1	1	1	1	1	1	1	100		
5517	1	1	1	1	1	1	1	1	1	1	100		
5518	1	1	1	1	1	1	1	1	1	1	100		
5519	1	1	1	1	1	1	1	1	1	1	100		
5520	1	1	1	1	1	1	1	1	1	1	100		
5521	1	1	1	1	1	1	1	1	1	1	100		
5522	1	1	1	1	1	1	1	1	1	1	100		
5523	1	1	1	1	1	1	1	1	1	1	100		
5524	1	1	1	1	1	1	1	1	1	1	100		
5525	1	1	1	1	1	1	1	1	1	1	100		
5526	1	1	1	1	1	1	1	1	1	1	100		
5527	1	1	1	1	1	1	1	1	1	1	100		
5528	1	1	1	1	1	1	1	1	1	1	100		
5529	1	1	1	1	1	1	1	1	1	1	100		
5530	1	1	1	1	1	1	1	1	1	1	100		

USA Bin 1B Radar



Radars Frequency	DFS Detection Trials (1=Detection, Blank= No Detection)										Detection Rate (%)	Detection Bandwidth (MHz)	Limit (MHz)
	1	2	3	4	5	6	7	8	9	10			
5490	1	1	1	1	1	1	1	1	1	1	100	40	36
5491	1	1	1	1	1	1	1	1	1	1	100		
5492	1	1	1	1	1	1	1	1	1	1	100		
5493	1	1	1	1	1	1	1	1	1	1	100		
5494	1	1	1	1	1	1	1	1	1	1	100		
5495	1	1	1	1	1	1	1	1	1	1	100		
5496	1	1	1	1	1	1	1	1	1	1	100		
5497	1	1	1	1	1	1	1	1	1	1	100		
5498	1	1	1	1	1	1	1	1	1	1	100		
5499	1	1	1	1	1	1	1	1	1	1	100		
5500	1	1	1	1	1	1	1	1	1	1	100		
5501	1	1	1	1	1	1	1	1	1	1	100		
5502	1	1	1	1	1	1	1	1	1	1	100		
5503	1	1	1	1	1	1	1	1	1	1	100		
5504	1	1	1	1	1	1	1	1	1	1	100		
5505	1	1	1	1	1	1	1	1	1	1	100		
5506	1	1	1	1	1	1	1	1	1	1	100		
5507	1	1	1	1	1	1	1	1	1	1	100		
5508	1	1	1	1	1	1	1	1	1	1	100		
5509	1	1	1	1	1	1	1	1	1	1	100		
5510	1	1	1	1	1	1	1	1	1	1	100		
5511	1	1	1	1	1	1	1	1	1	1	100		
5512	1	1	1	1	1	1	1	1	1	1	100		
5513	1	1	1	1	1	1	1	1	1	1	100		
5514	1	1	1	1	1	1	1	1	1	1	100		
5515	1	1	1	1	1	1	1	1	1	1	100		
5516	1	1	1	1	1	1	1	1	1	1	100		
5517	1	1	1	1	1	1	1	1	1	1	100		
5518	1	1	1	1	1	1	1	1	1	1	100		
5519	1	1	1	1	1	1	1	1	1	1	100		
5520	1	1	1	1	1	1	1	1	1	1	100		
5521	1	1	1	1	1	1	1	1	1	1	100		
5522	1	1	1	1	1	1	1	1	1	1	100		
5523	1	1	1	1	1	1	1	1	1	1	100		
5524	1	1	1	1	1	1	1	1	1	1	100		
5525	1	1	1	1	1	1	1	1	1	1	100		
5526	1	1	1	1	1	1	1	1	1	1	100		
5527	1	1	1	1	1	1	1	1	1	1	100		
5528	1	1	1	1	1	1	1	1	1	1	100		
5529	1	1	1	1	1	1	1	1	1	1	100		
5530	1	1	1	1	1	1	1	1	1	1	100		

**USA Bin 2 Radar**



Radars Frequency	DFS Detection Trials (1=Detection, Blank= No Detection)										Detection Rate (%)	Detection Bandwidth (MHz)	Limit (MHz)
	1	2	3	4	5	6	7	8	9	10			
5490	0	0	0	1	0	0	0	0	0	0	10	38	36
5491	1	1	1	1	1	1	1	1	1	1	100		
5492	1	1	1	1	1	1	1	1	1	1	100		
5493	1	1	1	1	1	1	1	1	1	1	100		
5494	1	1	1	1	1	1	1	1	1	1	100		
5495	1	1	1	1	1	1	1	1	1	1	100		
5496	1	1	1	1	1	1	1	1	1	1	100		
5497	1	1	1	1	1	1	1	1	1	1	100		
5498	1	1	1	1	1	1	1	1	1	1	100		
5499	1	1	1	1	1	1	1	1	1	1	100		
5500	1	1	1	1	1	1	1	1	1	1	100		
5501	1	1	1	1	1	1	1	1	1	1	100		
5502	1	1	1	1	1	1	1	1	1	1	100		
5503	1	1	1	1	1	1	1	1	1	1	100		
5504	1	1	1	1	1	1	1	1	1	1	100		
5505	1	1	1	1	1	1	1	1	1	1	100		
5506	1	1	1	1	1	1	1	1	1	1	100		
5507	1	1	1	1	1	1	1	1	1	1	100		
5508	1	1	1	1	1	1	1	1	1	1	100		
5509	1	1	1	1	1	1	1	1	1	1	100		
5510	1	1	1	1	1	1	1	1	1	1	100		
5511	1	1	1	1	1	1	1	1	1	1	100		
5512	1	1	1	1	1	1	1	1	1	1	100		
5513	1	1	1	1	1	1	1	1	1	1	100		
5514	1	1	1	1	1	1	1	1	1	1	100		
5515	1	1	1	1	1	1	1	1	1	1	100		
5516	1	1	1	1	1	1	1	1	1	1	100		
5517	1	1	1	1	1	1	1	1	1	1	100		
5518	1	1	1	1	1	1	1	1	1	1	100		
5519	1	1	1	1	1	1	1	1	1	1	100		
5520	1	1	1	1	1	1	1	1	1	1	100		
5521	1	1	1	1	1	1	1	1	1	1	100		
5522	1	1	1	1	1	1	1	1	1	1	100		
5523	1	1	1	1	1	1	1	1	1	1	100		
5524	1	1	1	1	1	1	1	1	1	1	100		
5525	1	1	1	1	1	1	1	1	1	1	100		
5526	1	1	1	1	1	1	1	1	1	1	100		
5527	1	1	1	1	1	1	1	1	1	1	100		
5528	1	1	1	1	1	1	1	1	1	1	100		
5529	1	1	1	1	1	1	1	1	1	1	100		
5530	0	0	1	0	0	0	0	0	0	1	20		

USA Bin 3 Radar



Radars Frequency	DFS Detection Trials (1=Detection, Blank= No Detection)										Detection Rate (%)	Detection Bandwidth (MHz)	Limit (MHz)
	1	2	3	4	5	6	7	8	9	10			
5490	0	0	0	0	0	0	0	0	0	0	0	38	36
5491	1	1	1	1	1	1	1	1	1	1	100		
5492	1	1	1	1	1	1	1	1	1	1	100		
5493	1	1	1	1	1	1	1	1	1	1	100		
5494	1	1	1	1	1	1	1	1	1	1	100		
5495	1	1	1	1	1	1	1	1	1	1	100		
5496	1	1	1	1	1	1	1	1	1	1	100		
5497	1	1	1	1	1	1	1	1	1	1	100		
5498	1	1	1	1	1	1	1	1	1	1	100		
5499	1	1	1	1	1	1	1	1	1	1	100		
5500	1	1	1	1	1	1	1	1	1	1	100		
5501	1	1	1	1	1	1	1	1	1	1	100		
5502	1	1	1	1	1	1	1	1	1	1	100		
5503	1	1	1	1	1	1	1	1	1	1	100		
5504	1	1	1	1	1	1	1	1	1	1	100		
5505	1	1	1	1	1	1	1	1	1	1	100		
5506	1	1	1	1	1	1	1	1	1	1	100		
5507	1	1	1	1	1	1	1	1	1	1	100		
5508	1	1	1	1	1	1	1	1	1	1	100		
5509	1	1	1	1	1	1	1	1	1	1	100		
5510	1	1	1	1	1	1	1	1	1	1	100		
5511	1	1	1	1	1	1	1	1	1	1	100		
5512	1	1	1	1	1	1	1	1	1	1	100		
5513	1	1	1	1	1	1	1	1	1	1	100		
5514	1	1	1	1	1	1	1	1	1	1	100		
5515	1	1	1	1	1	1	1	1	1	1	100		
5516	1	1	1	1	1	1	1	1	1	1	100		
5517	1	1	1	1	1	1	1	1	1	1	100		
5518	1	1	1	1	1	1	1	1	1	1	100		
5519	1	1	1	1	1	1	1	1	1	1	100		
5520	1	1	1	1	1	1	1	1	1	1	100		
5521	1	1	1	1	1	1	1	1	1	1	100		
5522	1	1	1	1	1	1	1	1	1	1	100		
5523	1	1	1	1	1	1	1	1	1	1	100		
5524	1	1	1	1	1	1	1	1	1	1	100		
5525	1	1	1	1	1	1	1	1	1	1	100		
5526	1	1	1	1	1	1	1	1	1	1	100		
5527	1	1	1	1	1	1	1	1	1	1	100		
5528	1	1	1	1	1	1	1	1	1	1	100		
5529	1	1	1	1	1	1	1	1	1	1	100		
5530	0	0	0	0	0	0	0	0	0	0	0		

USA Bin 4 Radar



Radars Frequency	DFS Detection Trials (1=Detection, Blank= No Detection)										Detection Rate (%)	Detection Bandwidth (MHz)	Limit (MHz)
	1	2	3	4	5	6	7	8	9	10			
5490	1	1	1	1	1	1	1	1	1	1	100	40	36
5491	1	1	1	1	1	1	1	1	1	1	100		
5492	1	1	1	1	1	1	1	1	1	1	100		
5493	1	1	1	1	1	1	1	1	1	1	100		
5494	1	1	1	1	1	1	1	1	1	1	100		
5495	1	1	1	1	1	1	1	1	1	1	100		
5496	1	1	1	1	1	1	1	1	1	1	100		
5497	1	1	1	1	1	1	1	1	1	1	100		
5498	1	1	1	1	1	1	1	1	1	1	100		
5499	1	1	1	1	1	1	1	1	1	1	100		
5500	1	1	1	1	1	1	1	1	1	1	100		
5501	1	1	1	1	1	1	1	1	1	1	100		
5502	1	1	1	1	1	1	1	1	1	1	100		
5503	1	1	1	1	1	1	1	1	1	1	100		
5504	1	1	1	1	1	1	1	1	1	1	100		
5505	1	1	1	1	1	1	1	1	1	1	100		
5506	1	1	1	1	1	1	1	1	1	1	100		
5507	1	1	1	1	1	1	1	1	1	1	100		
5508	1	1	1	1	1	1	1	1	1	0	90		
5509	1	1	1	1	1	1	1	1	1	1	100		
5510	1	1	1	1	1	1	1	1	1	1	100		
5511	1	1	1	1	1	1	1	1	1	1	100		
5512	1	1	1	1	1	1	1	1	1	1	100		
5513	1	1	1	1	1	1	1	1	1	1	100		
5514	1	1	1	1	1	1	1	1	1	1	100		
5515	1	1	1	1	1	1	1	1	1	1	100		
5516	1	1	1	1	1	1	1	1	1	1	100		
5517	1	1	1	1	1	1	1	1	1	1	100		
5518	1	1	1	1	1	1	1	1	1	1	100		
5519	1	1	1	1	1	1	1	1	1	1	100		
5520	1	1	1	1	1	1	1	1	1	1	100		
5521	1	1	1	1	1	1	1	1	1	1	100		
5522	1	1	1	1	1	1	1	1	1	1	100		
5523	1	1	1	1	1	1	1	1	1	1	100		
5524	1	1	1	1	1	1	1	1	1	1	100		
5525	1	1	1	1	1	1	1	1	1	1	100		
5526	1	1	1	1	1	1	1	1	1	1	100		
5527	1	1	1	1	1	1	1	1	1	1	100		
5528	1	1	1	1	1	1	1	1	1	1	100		
5529	1	1	1	1	1	1	1	1	1	1	100		
5530	1	1	1	1	1	1	1	1	1	1	100		

USA Bin 5 Radar



Radar Frequency	DFS Detection Trials (1=Detection, Blank= No Detection)										Detection Rate (%)	Detection Bandwidth (MHz)	Limit (MHz)
	1	2	3	4	5	6	7	8	9	10			
5490	1	1	1	1	1	1	1	1	1	1	100	40	36
5491	1	1	1	1	1	1	1	1	1	1	100		
5492	1	1	1	1	1	1	1	1	1	1	100		
5493	1	1	1	1	1	1	1	1	1	1	100		
5494	1	1	1	1	1	1	1	1	1	1	100		
5495	1	1	1	1	1	1	1	1	1	1	100		
5496	1	1	1	1	1	1	1	1	1	1	100		
5497	1	1	1	1	1	1	1	1	1	1	100		
5498	1	1	1	1	1	1	1	1	1	1	100		
5499	1	1	1	1	1	1	1	1	1	1	100		
5500	1	1	1	1	1	1	1	1	1	1	100		
5501	1	1	1	1	1	1	1	1	1	1	100		
5502	1	1	1	1	1	1	1	1	1	1	100		
5503	1	1	1	1	1	1	1	1	1	1	100		
5504	1	1	1	1	1	1	1	1	1	1	100		
5505	1	1	1	1	1	1	1	1	1	1	100		
5506	1	1	1	1	1	1	1	1	1	1	100		
5507	1	1	1	1	1	1	1	1	1	1	100		
5508	1	1	1	1	1	1	1	1	1	1	100		
5509	1	1	1	1	1	1	1	1	1	1	100		
5510	1	1	1	1	1	1	1	1	1	1	100		
5511	1	1	1	1	1	1	1	1	1	1	100		
5512	1	1	1	1	1	1	1	1	1	1	100		
5513	1	1	1	1	1	1	1	1	1	1	100		
5514	1	1	1	1	1	1	1	1	1	1	100		
5515	1	1	1	1	1	1	1	1	1	1	100		
5516	1	1	1	1	1	1	1	1	1	1	100		
5517	1	1	1	1	1	1	1	1	1	1	100		
5518	1	1	1	1	1	1	1	1	1	1	100		
5519	1	1	1	1	1	1	1	1	1	1	100		
5520	1	1	1	1	1	1	1	1	1	1	100		
5521	1	1	1	1	1	1	1	1	1	1	100		
5522	1	1	1	1	1	1	1	1	1	1	100		
5523	1	1	1	1	1	1	1	1	1	1	100		
5524	1	1	1	1	1	1	1	1	1	1	100		
5525	1	1	1	1	1	1	1	1	1	1	100		
5526	1	1	1	1	1	1	1	1	1	1	100		
5527	1	1	1	1	1	1	1	1	1	1	100		
5528	1	1	1	1	1	1	1	1	1	1	100		
5529	1	1	1	1	1	1	1	1	1	1	100		
5530	1	1	1	1	1	1	1	1	1	1	100		

**USA Frequency Hopping Radar**



Radars Frequency	DFS Detection Trials (1=Detection, Blank= No Detection)										Detection Rate (%)	Detection Bandwidth (MHz)	Limit (MHz)
	1	2	3	4	5	6	7	8	9	10			
5490	0	1	1	0	1	1	1	1	1	1	80	78	76
5491	1	1	1	1	1	1	1	1	1	1	100		
5492	1	1	1	1	1	1	1	1	1	1	100		
5493	1	1	1	1	1	1	1	1	1	1	100		
5494	1	1	1	1	1	1	1	1	1	1	100		
5495	1	1	1	1	1	1	1	1	1	1	100		
5496	1	1	1	1	1	1	1	1	1	1	100		
5497	1	1	1	1	1	1	1	1	1	1	100		
5498	1	1	1	1	1	1	1	1	1	1	100		
5499	1	1	1	1	1	1	1	1	1	1	100		
5500	1	1	1	1	1	1	1	1	1	1	100		
5501	1	1	1	1	1	1	1	1	1	1	100		
5502	1	1	1	1	1	1	1	1	1	1	100		
5503	1	1	1	1	1	1	1	1	1	1	100		
5504	1	1	1	1	1	1	1	1	1	1	100		
5505	1	1	1	1	1	1	1	1	1	1	100		
5506	1	1	1	1	1	1	1	1	1	1	100		
5507	1	1	1	1	1	1	1	1	1	1	100		
5508	1	1	1	1	1	1	1	1	1	1	100		
5509	1	1	1	1	1	1	1	1	1	1	100		
5510	1	1	1	1	1	1	1	1	1	1	100		
5511	1	1	1	1	1	1	1	1	1	1	100		
5512	1	1	1	1	1	1	1	1	1	1	100		
5513	1	1	1	1	1	1	1	1	1	1	100		
5514	1	1	1	1	1	1	1	1	1	1	100		
5515	1	1	1	1	1	1	1	1	1	1	100		
5516	1	1	1	1	1	1	1	1	1	1	100		
5517	1	1	1	1	1	1	1	1	1	1	100		
5518	1	1	1	1	1	1	1	1	1	1	100		
5519	1	1	1	1	1	1	1	1	1	1	100		
5520	1	1	1	1	1	1	1	1	1	1	100		
5521	1	1	1	1	1	1	1	1	1	1	100		
5522	1	1	1	1	1	1	1	1	1	1	100		
5523	1	1	1	1	1	1	1	1	1	1	100		
5524	1	1	1	1	1	1	1	1	1	1	100		
5525	1	1	1	1	1	1	1	1	1	1	100		
5526	1	1	1	1	1	1	1	1	1	1	100		
5527	1	1	1	1	1	1	1	1	1	1	100		
5528	1	1	1	1	1	1	1	1	1	1	100		
5529	1	1	1	1	1	1	1	1	1	1	100		
5530	1	1	1	1	1	1	1	1	1	1	100		
5531	1	1	1	1	1	1	1	1	1	1	100		





Radar Frequency	DFS Detection Trials (1=Detection, Blank= No Detection)										Detection Rate (%)	Detection Bandwidth (MHz)	Limit (MHz)
	1	2	3	4	5	6	7	8	9	10			
5532	1	1	1	1	1	1	1	1	1	1	100	78	76
5533	1	1	1	1	1	1	1	1	1	1	100		
5534	1	1	1	1	1	1	1	1	1	1	100		
5535	1	1	1	1	1	1	1	1	1	1	100		
5536	1	1	1	1	1	1	1	1	1	1	100		
5537	1	1	1	1	1	1	1	1	1	1	100		
5538	1	1	1	1	1	1	1	1	1	1	100		
5539	1	1	1	1	1	1	1	1	1	1	100		
5540	1	1	1	1	1	1	1	1	1	1	100		
5541	1	1	1	1	1	1	1	1	1	1	100		
5542	1	1	1	1	1	1	1	1	1	1	100		
5543	1	1	1	1	1	1	1	1	1	1	100		
5544	1	1	1	1	1	1	1	1	1	1	100		
5545	1	1	1	1	1	1	1	1	1	1	100		
5546	1	1	1	1	1	1	1	1	1	1	100		
5547	1	1	1	1	1	1	1	1	1	1	100		
5548	1	1	1	1	1	1	1	1	1	1	100		
5549	1	1	1	1	1	1	1	1	1	1	100		
5550	1	1	1	1	1	1	1	1	1	1	100		
5551	1	1	1	1	1	1	1	1	1	1	100		
5552	1	1	1	1	1	1	1	1	1	1	100		
5553	1	1	1	1	1	1	1	1	1	1	100		
5554	1	1	1	1	1	1	1	1	1	1	100		
5555	1	1	1	1	1	1	1	1	1	1	100		
5556	1	1	1	1	1	1	1	1	1	1	100		
5557	1	1	1	1	1	1	1	1	1	1	100		
5558	1	1	1	1	1	1	1	1	1	1	100		
5559	1	1	1	1	1	1	1	1	1	1	100		
5560	1	1	1	1	1	1	1	1	1	1	100		
5561	1	1	1	1	1	1	1	1	1	1	100		
5562	1	1	1	1	1	1	1	1	1	1	100		
5563	1	1	1	1	1	1	1	1	1	1	100		
5564	1	1	1	1	1	1	1	1	1	1	100		
5565	1	1	1	1	1	1	1	1	1	1	100		
5566	1	1	1	1	1	1	1	1	1	1	100		
5567	1	1	1	1	1	1	1	1	1	1	100		
5568	1	1	1	1	1	1	1	1	1	1	100		
5569	1	1	1	1	1	1	1	1	1	1	100		
5570	0	0	0	1	0	0	1	0	0	0	20		

**USA Bin 0 Radar**



Radars Frequency	DFS Detection Trials (1=Detection, Blank= No Detection)										Detection Rate (%)	Detection Bandwidth (MHz)	Limit (MHz)
	1	2	3	4	5	6	7	8	9	10			
5490	0	1	1	1	0	1	0	1	1	1	70	78	76
5491	1	1	1	1	1	1	1	1	1	1	100		
5492	1	1	1	1	1	1	1	1	1	1	100		
5493	1	1	1	1	1	1	1	1	1	1	100		
5494	1	1	1	1	1	1	1	1	1	1	100		
5495	1	1	1	1	1	1	1	1	1	1	100		
5496	1	1	1	1	1	1	1	1	1	1	100		
5497	1	1	1	1	1	1	1	1	1	1	100		
5498	1	1	1	1	1	1	1	1	1	1	100		
5499	1	1	1	1	1	1	1	1	1	1	100		
5500	1	1	1	1	1	1	1	1	1	1	100		
5501	1	1	1	1	1	1	1	1	1	1	100		
5502	1	1	1	1	1	1	1	1	1	1	100		
5503	1	1	1	1	1	1	1	1	1	1	100		
5504	1	1	1	1	1	1	1	1	1	1	100		
5505	1	1	1	1	1	1	1	1	1	1	100		
5506	1	1	1	1	1	1	1	1	1	1	100		
5507	1	1	1	1	1	1	1	1	1	1	100		
5508	1	1	1	1	1	1	1	1	1	1	100		
5509	1	1	1	1	1	1	1	1	1	1	100		
5510	1	1	1	1	1	1	1	1	1	1	100		
5511	1	1	1	1	1	1	1	1	1	1	100		
5512	1	1	1	1	1	1	1	1	1	1	100		
5513	1	1	1	1	1	1	1	1	1	1	100		
5514	1	1	1	1	1	1	1	1	1	1	100		
5515	1	1	1	1	1	1	1	1	1	1	100		
5516	1	1	1	1	1	1	1	1	1	1	100		
5517	1	1	1	1	1	1	1	1	1	1	100		
5518	1	1	1	1	1	1	1	1	1	1	100		
5519	1	1	1	1	1	1	1	1	1	1	100		
5520	1	1	1	1	1	1	1	1	1	1	100		
5521	1	1	1	1	1	1	1	1	1	1	100		
5522	1	1	1	1	1	1	1	1	1	1	100		
5523	1	1	1	1	1	1	1	1	1	1	100		
5524	1	1	1	1	1	1	1	1	1	1	100		
5525	1	1	1	1	1	1	1	1	1	1	100		
5526	1	1	1	1	1	1	1	1	1	1	100		
5527	1	1	1	1	1	1	1	1	1	1	100		
5528	1	1	1	1	1	1	1	1	1	1	100		
5529	1	1	1	1	1	1	1	1	1	1	100		
5530	1	1	1	1	1	1	1	1	1	1	100		
5531	1	1	1	1	1	1	1	1	1	1	100		



Radar Frequency	DFS Detection Trials (1=Detection, Blank= No Detection)										Detection Rate (%)	Detection Bandwidth (MHz)	Limit (MHz)
	1	2	3	4	5	6	7	8	9	10			
5532	1	1	1	1	1	1	1	1	1	1	100	78	76
5533	1	1	1	1	1	1	1	1	1	1	100		
5534	1	1	1	1	1	1	1	1	1	1	100		
5535	1	1	1	1	1	1	1	1	1	1	100		
5536	1	1	1	1	1	1	1	1	1	1	100		
5537	1	1	1	1	1	1	1	1	1	1	100		
5538	1	1	1	1	1	1	1	1	1	1	100		
5539	1	1	1	1	1	1	1	1	1	1	100		
5540	1	1	1	1	1	1	1	1	1	1	100		
5541	1	1	1	1	1	1	1	1	1	1	100		
5542	1	1	1	1	1	1	1	1	1	1	100		
5543	1	1	1	1	1	1	1	1	1	1	100		
5544	1	1	1	1	1	1	1	1	1	1	100		
5545	1	1	1	1	1	1	1	1	1	1	100		
5546	1	1	1	1	1	1	1	1	1	1	100		
5547	1	1	1	1	1	1	1	1	1	1	100		
5548	1	1	1	1	1	1	1	1	1	1	100		
5549	1	1	1	1	1	1	1	1	1	1	100		
5550	1	1	1	1	1	1	1	1	1	1	100		
5551	1	1	1	1	1	1	1	1	1	1	100		
5552	1	1	1	1	1	1	1	1	1	1	100		
5553	1	1	1	1	1	1	1	1	1	1	100		
5554	1	1	1	1	1	1	1	1	1	1	100		
5555	1	1	1	1	1	1	1	1	1	1	100		
5556	1	1	1	1	1	1	1	1	1	1	100		
5557	1	1	1	1	1	1	1	1	1	1	100		
5558	1	1	1	1	1	1	1	1	1	1	100		
5559	1	1	1	1	1	1	1	1	1	1	100		
5560	1	1	1	1	1	1	1	1	1	1	100		
5561	1	1	1	1	1	1	1	1	1	1	100		
5562	1	1	1	1	1	1	1	1	1	1	100		
5563	1	1	1	1	1	1	1	1	1	1	100		
5564	1	1	1	1	1	1	1	1	1	1	100		
5565	1	1	1	1	1	1	1	1	1	1	100		
5566	1	1	1	1	1	1	1	1	1	1	100		
5567	1	1	1	1	1	1	1	1	1	1	100		
5568	1	1	1	1	1	1	1	1	1	1	100		
5569	1	1	1	1	1	1	1	1	1	1	100		
5570	1	0	0	0	0	0	0	0	1	0	20		

USA Bin 1A Radar



Radars Frequency	DFS Detection Trials (1=Detection, Blank= No Detection)										Detection Rate (%)	Detection Bandwidth (MHz)	Limit (MHz)
	1	2	3	4	5	6	7	8	9	10			
5490	1	1	0	1	1	0	0	1	1	1	70	78	76
5491	1	1	1	1	1	1	1	1	1	1	100		
5492	1	1	1	1	1	1	1	1	1	1	100		
5493	1	1	1	1	1	1	1	1	1	1	100		
5494	1	1	1	1	1	1	1	1	1	1	100		
5495	1	1	1	1	1	1	1	1	1	1	100		
5496	1	1	1	1	1	1	1	1	1	1	100		
5497	1	1	1	1	1	1	1	1	1	1	100		
5498	1	1	1	1	1	1	1	1	1	1	100		
5499	1	1	1	1	1	1	1	1	1	1	100		
5500	1	1	1	1	1	1	1	1	1	1	100		
5501	1	1	1	1	1	1	1	1	1	1	100		
5502	1	1	1	1	1	1	1	1	1	1	100		
5503	1	1	1	1	1	1	1	1	1	1	100		
5504	1	1	1	1	1	1	1	1	1	1	100		
5505	1	1	1	1	1	1	1	1	1	1	100		
5506	1	1	1	1	1	1	1	1	1	1	100		
5507	1	1	1	1	1	1	1	1	1	1	100		
5508	1	1	1	1	1	1	1	1	1	1	100		
5509	1	1	1	1	1	1	1	1	1	1	100		
5510	1	1	1	1	1	1	1	1	1	1	100		
5511	1	1	1	1	1	1	1	1	1	1	100		
5512	1	1	1	1	1	1	1	1	1	1	100		
5513	1	1	1	1	1	1	1	1	1	1	100		
5514	1	1	1	1	1	1	1	1	1	1	100		
5515	1	1	1	1	1	1	1	1	1	1	100		
5516	1	1	1	1	1	1	1	1	1	1	100		
5517	1	1	1	1	1	1	1	1	1	1	100		
5518	1	1	1	1	1	1	1	1	1	1	100		
5519	1	1	1	1	1	1	1	1	1	1	100		
5520	1	1	1	1	1	1	1	1	1	1	100		
5521	1	1	1	1	1	1	1	1	1	1	100		
5522	1	1	1	1	1	1	1	1	1	1	100		
5523	1	1	1	1	1	1	1	1	1	1	100		
5524	1	1	1	1	1	1	1	1	1	1	100		
5525	1	1	1	1	1	1	1	1	1	1	100		
5526	1	1	1	1	1	1	1	1	1	1	100		
5527	1	1	1	1	1	1	1	1	1	1	100		
5528	1	1	1	1	1	1	1	1	1	1	100		
5529	1	1	1	1	1	1	1	1	1	1	100		
5530	1	1	1	1	1	1	1	1	1	1	100		
5531	1	1	1	1	1	1	1	1	1	1	100		



Radar Frequency	DFS Detection Trials (1=Detection, Blank= No Detection)										Detection Rate (%)	Detection Bandwidth (MHz)	Limit (MHz)
	1	2	3	4	5	6	7	8	9	10			
5532	1	1	1	1	1	1	1	1	1	1	100	78	76
5533	1	1	1	1	1	1	1	1	1	1	100		
5534	1	1	1	1	1	1	1	1	1	1	100		
5535	1	1	1	1	1	1	1	1	1	1	100		
5536	1	1	1	1	1	1	1	1	1	1	100		
5537	1	1	1	1	1	1	1	1	1	1	100		
5538	1	1	1	1	1	1	1	1	1	1	100		
5539	1	1	1	1	1	1	1	1	1	1	100		
5540	1	1	1	1	1	1	1	1	1	1	100		
5541	1	1	1	1	1	1	1	1	1	1	100		
5542	1	1	1	1	1	1	1	1	1	1	100		
5543	1	1	1	1	1	1	1	1	1	1	100		
5544	1	1	1	1	1	1	1	1	1	1	100		
5545	1	1	1	1	1	1	1	1	1	1	100		
5546	1	1	1	1	1	1	1	1	1	1	100		
5547	1	1	1	1	1	1	1	1	1	1	100		
5548	1	1	1	1	1	1	1	1	1	1	100		
5549	1	1	1	1	1	1	1	1	1	1	100		
5550	1	1	1	1	1	1	1	1	1	1	100		
5551	1	1	1	1	1	1	1	1	1	1	100		
5552	1	1	1	1	1	1	1	1	1	1	100		
5553	1	1	1	1	1	1	1	1	1	1	100		
5554	1	1	1	1	1	1	1	1	1	1	100		
5555	1	1	1	1	1	1	1	1	1	1	100		
5556	1	1	1	1	1	1	1	1	1	1	100		
5557	1	1	1	1	1	1	1	1	1	1	100		
5558	1	1	1	1	1	1	1	1	1	1	100		
5559	1	1	1	1	1	1	1	1	1	1	100		
5560	1	1	1	1	1	1	1	1	1	1	100		
5561	1	1	1	1	1	1	1	1	1	1	100		
5562	1	1	1	1	1	1	1	1	1	1	100		
5563	1	1	1	1	1	1	1	1	1	1	100		
5564	1	1	1	1	1	1	1	1	1	1	100		
5565	1	1	1	1	1	1	1	1	1	1	100		
5566	1	1	1	1	1	1	1	1	1	1	100		
5567	1	1	1	1	1	1	1	1	1	1	100		
5568	1	1	1	1	1	1	1	1	1	1	100		
5569	1	1	1	1	1	1	1	1	1	1	100		
5570	1	1	1	0	1	0	0	0	1	0	50		

**USA Bin 1B Radar**



Radars Frequency	DFS Detection Trials (1=Detection, Blank= No Detection)										Detection Rate (%)	Detection Bandwidth (MHz)	Limit (MHz)
	1	2	3	4	5	6	7	8	9	10			
5490	0	1	1	0	1	1	1	1	1	1	80	78	76
5491	1	1	1	1	1	1	1	1	1	1	100		
5492	1	1	1	1	1	1	1	1	1	1	100		
5493	1	1	1	1	1	1	1	1	1	1	100		
5494	1	1	1	1	1	1	1	1	1	1	100		
5495	1	1	1	1	1	1	1	1	1	1	100		
5496	1	1	1	1	1	1	1	1	1	1	100		
5497	1	1	1	1	1	1	1	1	1	1	100		
5498	1	1	1	1	1	1	1	1	1	1	100		
5499	1	1	1	1	1	1	1	1	1	1	100		
5500	1	1	1	1	1	1	1	1	1	1	100		
5501	1	1	1	1	1	1	1	1	1	1	100		
5502	1	1	1	1	1	1	1	1	1	1	100		
5503	1	1	1	1	1	1	1	1	1	1	100		
5504	1	1	1	1	1	1	1	1	1	1	100		
5505	1	1	1	1	1	1	1	1	1	1	100		
5506	1	1	1	1	1	1	1	1	1	1	100		
5507	1	1	1	1	1	1	1	1	1	1	100		
5508	1	1	1	1	1	1	1	1	1	1	100		
5509	1	1	1	1	1	1	1	1	1	1	100		
5510	1	1	1	1	1	1	1	1	1	1	100		
5511	1	1	1	1	1	1	1	1	1	1	100		
5512	1	1	1	1	1	1	1	1	1	1	100		
5513	1	1	1	1	1	1	1	1	1	1	100		
5514	1	1	1	1	1	1	1	1	1	1	100		
5515	1	1	1	1	1	1	1	1	1	1	100		
5516	1	1	1	1	1	1	1	1	1	1	100		
5517	1	1	1	1	1	1	1	1	1	1	100		
5518	1	1	1	1	1	1	1	1	1	1	100		
5519	1	1	1	1	1	1	1	1	1	1	100		
5520	1	1	1	1	1	1	1	1	1	1	100		
5521	1	1	1	1	1	1	1	1	1	1	100		
5522	1	1	1	1	1	1	1	1	1	1	100		
5523	1	1	1	1	1	1	1	1	1	1	100		
5524	1	1	1	1	1	1	1	1	1	1	100		
5525	1	1	1	1	1	1	1	1	1	1	100		
5526	1	1	1	1	1	1	1	1	1	1	100		
5527	1	1	1	1	1	1	1	1	1	1	100		
5528	1	1	1	1	1	1	1	1	1	1	100		
5529	1	1	1	1	1	1	1	1	1	1	100		
5530	1	1	1	1	1	1	1	1	1	1	100		
5531	1	1	1	1	1	1	1	1	1	1	100		



Radar Frequency	DFS Detection Trials (1=Detection, Blank= No Detection)										Detection Rate (%)	Detection Bandwidth (MHz)	Limit (MHz)
	1	2	3	4	5	6	7	8	9	10			
5532	1	1	1	1	1	1	1	1	1	1	100	78	76
5533	1	1	1	1	1	1	1	1	1	1	100		
5534	1	1	1	1	1	1	1	1	1	1	100		
5535	1	1	1	1	1	1	1	1	1	1	100		
5536	1	1	1	1	1	1	1	1	1	1	100		
5537	1	1	1	1	1	1	1	1	1	1	100		
5538	1	1	1	1	1	1	1	1	1	1	100		
5539	1	1	1	1	1	1	1	1	1	1	100		
5540	1	1	1	1	1	1	1	1	1	1	100		
5541	1	1	1	1	1	1	1	1	1	1	100		
5542	1	1	1	1	1	1	1	1	1	1	100		
5543	1	1	1	1	1	1	1	1	1	1	100		
5544	1	1	1	1	1	1	1	1	1	1	100		
5545	1	1	1	1	1	1	1	1	1	1	100		
5546	1	1	1	1	1	1	1	1	1	1	100		
5547	1	1	1	1	1	1	1	1	1	1	100		
5548	1	1	1	1	1	1	1	1	1	1	100		
5549	1	1	1	1	1	1	1	1	1	1	100		
5550	1	1	1	1	1	1	1	1	1	1	100		
5551	1	1	1	1	1	1	1	1	1	1	100		
5552	1	1	1	1	1	1	1	1	1	1	100		
5553	1	1	1	1	1	1	1	1	1	1	100		
5554	1	1	1	1	1	1	1	1	1	1	100		
5555	1	1	1	1	1	1	1	1	1	1	100		
5556	1	1	1	1	1	1	1	1	1	1	100		
5557	1	1	1	1	1	1	1	1	1	1	100		
5558	1	1	1	1	1	1	1	1	1	1	100		
5559	1	1	1	1	1	1	1	1	1	1	100		
5560	1	1	1	1	1	1	1	1	1	1	100		
5561	1	1	1	1	1	1	1	1	1	1	100		
5562	1	1	1	1	1	1	1	1	1	1	100		
5563	1	1	1	1	1	1	1	1	1	1	100		
5564	1	1	1	1	1	1	1	1	1	1	100		
5565	1	1	1	1	1	1	1	1	1	1	100		
5566	1	1	1	1	1	1	1	1	1	1	100		
5567	1	1	1	1	1	1	1	1	1	1	100		
5568	1	1	1	1	1	1	1	1	1	1	100		
5569	1	1	1	1	1	1	1	1	1	1	100		
5570	1	0	0	1	0	1	1	0	0	0	40		

**USA Bin 2 Radar**



Radars Frequency	DFS Detection Trials (1=Detection, Blank= No Detection)										Detection Rate (%)	Detection Bandwidth (MHz)	Limit (MHz)
	1	2	3	4	5	6	7	8	9	10			
5490	0	0	0	0	0	0	0	0	0	0	0	76	76
5491	0	0	0	0	0	0	0	0	0	0	0		
5492	1	1	1	1	1	1	1	1	1	1	100		
5493	1	1	1	1	1	1	1	1	1	1	100		
5494	1	1	1	1	1	1	1	1	1	1	100		
5495	1	1	1	1	1	1	1	1	1	1	100		
5496	1	1	1	1	1	1	1	1	1	1	100		
5497	1	1	1	1	1	1	1	1	1	1	100		
5498	1	1	1	1	1	1	1	1	1	1	100		
5499	1	1	1	1	1	1	1	1	1	1	100		
5500	1	1	1	1	1	1	1	1	1	1	100		
5501	1	1	1	1	1	1	1	1	1	1	100		
5502	1	1	1	1	1	1	1	1	1	1	100		
5503	1	1	1	1	1	1	1	1	1	1	100		
5504	1	1	1	1	1	1	1	1	1	1	100		
5505	1	1	1	1	1	1	1	1	1	1	100		
5506	1	1	1	1	1	1	1	1	1	1	100		
5507	1	1	1	1	1	1	1	1	1	1	100		
5508	1	1	1	1	1	1	1	1	1	1	100		
5509	1	1	1	1	1	1	1	1	1	1	100		
5510	1	1	1	1	1	1	1	1	1	1	100		
5511	1	1	1	1	1	1	1	1	1	1	100		
5512	1	1	1	1	1	1	1	1	1	1	100		
5513	1	1	1	1	1	1	1	1	1	1	100		
5514	1	1	1	1	1	1	1	1	1	1	100		
5515	1	1	1	1	1	1	1	1	1	1	100		
5516	1	1	1	1	1	1	1	1	1	1	100		
5517	1	1	1	1	1	1	1	1	1	1	100		
5518	1	1	1	1	1	1	1	1	1	1	100		
5519	1	1	1	1	1	1	1	1	1	1	100		
5520	1	1	1	1	1	1	1	1	1	1	100		
5521	1	1	1	1	1	1	1	1	1	1	100		
5522	1	1	1	1	1	1	1	1	1	1	100		
5523	1	1	1	1	1	1	1	1	1	1	100		
5524	1	1	1	1	1	1	1	1	1	1	100		
5525	1	1	1	1	1	1	1	1	1	1	100		
5526	1	1	1	1	1	1	1	1	1	1	100		
5527	1	1	1	1	1	1	1	1	1	1	100		
5528	1	1	1	1	1	1	1	1	0	1	90		
5529	1	1	1	1	1	1	1	1	1	1	100		
5530	1	1	1	1	1	1	1	1	1	1	100		
5531	1	1	1	1	1	1	1	1	1	1	100		





Radars Frequency	DFS Detection Trials (1=Detection, Blank= No Detection)										Detection Rate (%)	Detection Bandwidth (MHz)	Limit (MHz)
	1	2	3	4	5	6	7	8	9	10			
5532	1	1	1	1	1	1	1	1	1	1	100	76	76
5533	1	1	1	1	1	1	0	1	1	1	90		
5534	1	1	1	1	1	1	1	1	1	1	100		
5535	1	1	1	1	1	1	1	1	1	1	100		
5536	1	1	1	1	1	1	1	1	1	1	100		
5537	1	1	1	1	1	1	1	1	1	1	100		
5538	1	1	1	1	1	1	1	1	1	1	100		
5539	1	1	1	1	1	1	1	1	1	1	100		
5540	1	1	1	1	1	1	1	1	1	1	100		
5541	1	1	1	1	1	1	1	1	1	1	100		
5542	1	1	1	1	1	1	1	1	1	1	100		
5543	1	1	1	1	1	1	1	1	1	1	100		
5544	1	1	1	1	1	1	1	1	1	1	100		
5545	1	1	1	1	1	1	1	1	1	1	100		
5546	1	1	1	1	1	1	1	1	1	1	100		
5547	1	1	1	1	1	1	1	1	1	1	100		
5548	1	1	1	1	1	1	1	1	1	1	100		
5549	1	1	1	1	1	1	1	1	1	1	100		
5550	1	1	1	1	1	1	1	1	1	1	100		
5551	1	1	1	1	1	1	1	1	1	1	100		
5552	1	1	1	1	1	1	1	1	1	1	100		
5553	1	1	1	1	1	1	1	1	1	1	100		
5554	1	1	1	1	1	1	1	1	1	1	100		
5555	1	1	1	1	1	1	1	1	1	1	100		
5556	1	1	1	1	1	1	1	1	1	1	100		
5557	1	1	1	1	1	1	1	1	1	1	100		
5558	1	1	1	1	1	1	1	1	1	1	100		
5559	1	1	1	1	1	1	1	1	1	1	100		
5560	1	1	1	1	1	1	1	1	1	1	100		
5561	1	1	1	1	1	1	1	1	1	1	100		
5562	1	1	1	1	1	1	1	1	1	1	100		
5563	1	1	1	1	1	1	1	1	1	1	100		
5564	1	1	1	1	1	1	1	1	1	1	100		
5565	1	1	1	1	1	1	1	1	1	1	100		
5566	1	1	1	1	1	1	1	1	1	1	100		
5567	1	1	1	1	1	1	1	1	1	1	100		
5568	1	1	1	1	1	1	1	1	1	1	100		
5569	0	0	0	0	0	0	0	0	0	0	0		
5570	0	0	0	0	0	0	0	0	0	0	0		

**USA Bin 3 Radar**



Radar Frequency	DFS Detection Trials (1=Detection, Blank= No Detection)										Detection Rate (%)	Detection Bandwidth (MHz)	Limit (MHz)
	1	2	3	4	5	6	7	8	9	10			
5490	0	0	0	0	0	0	0	0	0	0	0	76	76
5491	0	0	0	0	0	0	0	0	0	0	0		
5492	1	1	1	1	1	1	1	1	1	1	100		
5493	1	1	1	1	1	1	1	1	1	1	100		
5494	1	1	1	1	1	1	1	1	1	1	100		
5495	1	1	1	1	1	1	1	1	1	1	100		
5496	1	1	1	1	1	1	1	1	1	1	100		
5497	1	1	1	1	1	1	1	1	1	1	100		
5498	1	1	1	1	1	1	1	1	1	1	100		
5499	1	1	1	1	1	1	1	1	1	1	100		
5500	1	1	1	1	1	1	1	1	1	1	100		
5501	1	1	1	1	1	1	1	1	1	1	100		
5502	1	1	1	1	1	1	1	1	1	1	100		
5503	1	1	1	1	1	1	1	1	1	1	100		
5504	1	1	1	1	1	1	1	1	1	1	100		
5505	1	1	1	1	1	1	1	1	1	1	100		
5506	1	1	1	1	1	1	1	1	1	1	100		
5507	1	1	1	1	1	1	1	1	1	1	100		
5508	1	1	1	1	1	1	1	1	1	1	100		
5509	1	1	1	1	1	1	1	1	1	1	100		
5510	1	1	1	1	1	1	1	1	1	1	100		
5511	1	1	1	1	1	1	1	1	1	1	100		
5512	1	1	1	1	1	1	1	1	1	1	100		
5513	1	1	1	1	1	1	1	1	1	1	100		
5514	1	1	1	1	1	1	1	1	1	1	100		
5515	1	1	1	1	1	1	1	1	1	1	100		
5516	1	1	1	1	1	1	1	1	1	1	100		
5517	1	1	1	1	1	1	1	1	1	1	100		
5518	1	1	1	1	1	1	1	1	1	1	100		
5519	1	1	1	1	1	1	1	1	1	1	100		
5520	1	1	1	1	1	1	1	1	1	1	100		
5521	1	1	1	1	1	1	1	1	1	1	100		
5522	1	1	1	1	1	1	1	1	1	1	100		
5523	1	1	1	1	1	1	1	1	1	1	100		
5524	1	1	1	1	1	1	1	1	1	1	100		
5525	1	1	1	1	1	1	1	1	1	1	100		
5526	1	1	1	1	1	1	1	1	1	1	100		
5527	1	1	1	1	1	1	1	1	1	1	100		
5528	1	1	1	1	1	1	1	1	1	1	100		
5529	1	1	1	1	1	1	1	1	1	1	100		
5530	1	1	1	1	1	1	1	1	1	1	100		
5531	1	1	1	1	1	1	1	1	1	1	100		



Radar Frequency	DFS Detection Trials (1=Detection, Blank= No Detection)										Detection Rate (%)	Detection Bandwidth (MHz)	Limit (MHz)
	1	2	3	4	5	6	7	8	9	10			
5532	1	1	1	1	1	1	1	1	1	1	100	76	76
5533	1	1	1	1	1	1	1	1	1	1	100		
5534	1	1	1	1	1	1	1	1	1	1	100		
5535	1	1	1	1	1	1	1	1	1	1	100		
5536	1	1	1	1	1	1	1	1	1	1	100		
5537	1	1	1	1	1	1	1	1	1	1	100		
5538	1	1	1	1	1	1	1	1	1	1	100		
5539	1	1	1	1	1	1	1	1	1	1	100		
5540	1	1	1	1	1	1	1	1	1	1	100		
5541	1	1	1	1	1	1	1	1	1	1	100		
5542	1	1	1	1	1	1	1	1	1	1	100		
5543	1	1	1	1	1	1	1	1	1	1	100		
5544	1	1	1	1	1	1	1	1	1	1	100		
5545	1	1	1	1	1	1	1	1	1	1	100		
5546	1	1	1	1	1	1	1	1	1	1	100		
5547	1	1	1	1	1	1	1	1	1	1	100		
5548	1	1	1	1	1	1	1	1	1	1	100		
5549	1	1	1	1	1	1	1	1	1	1	100		
5550	1	1	1	1	1	1	1	1	1	1	100		
5551	1	1	1	1	1	1	1	1	1	1	100		
5552	1	1	1	1	1	1	1	1	1	1	100		
5553	1	1	1	1	1	1	1	1	1	1	100		
5554	1	1	1	1	1	1	1	1	1	1	100		
5555	1	1	1	1	1	1	1	1	1	1	100		
5556	1	1	1	1	1	1	1	1	1	1	100		
5557	1	1	1	1	1	1	1	1	1	1	100		
5558	1	1	1	1	1	1	1	1	1	1	100		
5559	1	1	1	1	1	1	1	1	1	1	100		
5560	1	1	1	1	1	1	1	1	1	1	100		
5561	1	1	1	1	1	1	1	1	1	1	100		
5562	1	1	1	1	1	1	1	1	1	1	100		
5563	1	1	1	1	1	1	1	1	1	1	100		
5564	1	1	1	1	1	1	1	1	1	1	100		
5565	1	1	1	1	1	1	1	1	1	1	100		
5566	1	1	1	1	1	1	1	1	1	1	100		
5567	1	1	1	1	1	1	1	1	1	1	100		
5568	1	1	1	1	1	1	1	1	1	1	100		
5569	0	0	0	0	0	0	0	0	0	0	0		
5570	0	0	0	0	0	0	0	0	0	0	0		

**USA Bin 4 Radar**



Radars Frequency	DFS Detection Trials (1=Detection, Blank= No Detection)										Detection Rate (%)	Detection Bandwidth (MHz)	Limit (MHz)
	1	2	3	4	5	6	7	8	9	10			
5490	1	1	1	1	1	1	1	1	1	1	100	80	76
5491	1	1	1	1	1	1	1	1	1	1	100		
5492	1	1	1	1	1	1	1	1	1	1	100		
5493	1	1	1	1	1	1	1	1	1	1	100		
5494	1	1	1	1	1	1	1	1	1	1	100		
5495	1	1	1	1	1	1	1	1	1	1	100		
5496	1	1	1	1	1	1	1	1	1	1	100		
5497	1	1	1	1	1	1	1	1	1	1	100		
5498	1	1	1	1	1	1	1	1	1	1	100		
5499	1	1	1	1	1	1	1	1	1	1	100		
5500	1	1	1	1	1	1	1	1	1	1	100		
5501	1	1	1	1	1	1	1	1	1	1	100		
5502	1	1	1	1	1	1	1	1	1	1	100		
5503	1	1	1	1	1	1	1	1	1	1	100		
5504	1	1	1	1	1	1	1	1	1	1	100		
5505	1	1	1	1	1	1	1	1	1	1	100		
5506	1	1	1	1	1	1	1	1	1	1	100		
5507	1	1	1	1	1	1	1	1	1	1	100		
5508	1	1	1	1	1	1	1	1	1	1	100		
5509	1	1	1	1	1	1	1	1	1	1	100		
5510	1	1	1	1	1	1	1	1	1	1	100		
5511	1	1	1	1	1	1	1	1	1	1	100		
5512	1	1	1	1	1	1	1	1	1	1	100		
5513	1	1	1	1	1	1	1	1	1	1	100		
5514	1	1	1	1	1	1	1	1	1	1	100		
5515	1	1	1	1	1	1	1	1	1	1	100		
5516	1	1	1	1	1	1	1	1	1	1	100		
5517	1	1	1	1	1	1	1	1	1	1	100		
5518	1	1	1	1	1	1	1	1	1	1	100		
5519	1	1	1	1	1	1	1	1	1	1	100		
5520	1	1	1	1	1	1	1	1	1	1	100		
5521	1	1	1	1	1	1	1	1	1	1	100		
5522	1	1	1	1	1	1	1	1	1	1	100		
5523	1	1	1	1	1	1	1	1	1	1	100		
5524	1	1	1	1	1	1	1	1	1	1	100		
5525	1	1	1	1	1	1	1	1	1	1	100		
5526	1	1	1	1	1	1	1	1	1	1	100		
5527	1	1	1	1	1	1	1	1	1	1	100		
5528	1	1	1	1	1	1	1	1	1	1	100		
5529	1	1	1	1	1	1	1	1	1	1	100		
5530	1	1	1	1	1	1	1	1	1	1	100		
5531	1	1	1	1	1	1	1	1	1	1	100		



Radar Frequency	DFS Detection Trials (1=Detection, Blank= No Detection)										Detection Rate (%)	Detection Bandwidth (MHz)	Limit (MHz)
	1	2	3	4	5	6	7	8	9	10			
5532	1	1	1	1	1	1	1	1	1	1	100	80	76
5533	1	1	1	1	1	1	1	1	1	1	100		
5534	1	1	1	1	1	1	1	1	1	1	100		
5535	1	1	1	1	1	1	1	1	1	1	100		
5536	1	1	1	1	1	1	1	1	1	1	100		
5537	1	1	1	1	1	1	1	1	1	1	100		
5538	1	1	1	1	1	1	1	1	1	1	100		
5539	1	1	1	1	1	1	1	1	1	1	100		
5540	1	1	1	1	1	1	1	1	1	1	100		
5541	1	1	1	1	1	1	1	1	1	1	100		
5542	1	1	1	1	1	1	1	1	1	1	100		
5543	1	1	1	1	1	1	1	1	1	1	100		
5544	1	1	1	1	1	1	1	1	1	1	100		
5545	1	1	1	1	1	1	1	1	1	1	100		
5546	1	1	1	1	1	1	1	1	1	1	100		
5547	1	1	1	1	1	1	1	1	1	1	100		
5548	1	1	1	1	1	1	1	1	1	1	100		
5549	1	1	1	1	1	1	1	1	1	1	100		
5550	1	1	1	1	1	1	1	1	1	1	100		
5551	1	1	1	1	1	1	1	1	1	1	100		
5552	1	1	1	1	1	1	1	1	1	1	100		
5553	1	1	1	1	1	1	1	1	1	1	100		
5554	1	1	1	1	1	1	1	1	1	1	100		
5555	1	1	1	1	1	1	1	1	1	1	100		
5556	1	1	1	1	1	1	1	1	1	1	100		
5557	1	1	1	1	1	1	1	1	1	1	100		
5558	1	1	1	1	1	1	1	1	1	1	100		
5559	1	1	1	1	1	1	1	1	1	1	100		
5560	1	1	1	1	1	1	1	1	1	1	100		
5561	1	1	1	1	1	1	1	1	1	1	100		
5562	1	1	1	1	1	1	1	1	1	1	100		
5563	1	1	1	1	1	1	1	1	1	1	100		
5564	1	1	1	1	1	1	1	1	1	1	100		
5565	1	1	1	1	1	1	1	1	1	1	100		
5566	1	1	1	1	1	1	1	1	1	1	100		
5567	1	1	1	1	1	1	1	1	1	1	100		
5568	1	1	1	1	1	1	1	1	1	1	100		
5569	1	1	1	1	1	1	1	1	1	1	100		
5570	1	1	1	1	1	1	1	1	1	1	100		

**USA Bin 5 Radar**



Radars Frequency	DFS Detection Trials (1=Detection, Blank= No Detection)										Detection Rate (%)	Detection Bandwidth (MHz)	Limit (MHz)
	1	2	3	4	5	6	7	8	9	10			
5490	1	1	1	1	1	1	1	1	1	1	100	80	76
5491	1	1	1	1	1	1	1	1	1	1	100		
5492	1	1	1	1	1	1	1	1	1	1	100		
5493	1	1	1	1	1	1	1	1	1	1	100		
5494	1	1	1	1	1	1	1	1	1	1	100		
5495	1	1	1	1	1	1	1	1	1	1	100		
5496	1	1	1	1	1	1	1	1	1	1	100		
5497	1	1	1	1	1	1	1	1	1	1	100		
5498	1	1	1	1	1	1	1	1	1	1	100		
5499	1	1	1	1	1	1	1	1	1	1	100		
5500	1	1	1	1	1	1	1	1	1	1	100		
5501	1	1	1	1	1	1	1	1	1	1	100		
5502	1	1	1	1	1	1	1	1	1	1	100		
5503	1	1	1	1	1	1	1	1	1	1	100		
5504	1	1	1	1	1	1	1	1	1	1	100		
5505	1	1	1	1	1	1	1	1	1	1	100		
5506	1	1	1	1	1	1	1	1	1	1	100		
5507	1	1	1	1	1	1	1	1	1	1	100		
5508	1	1	1	1	1	1	1	1	1	1	100		
5509	1	1	1	1	1	1	1	1	1	1	100		
5510	1	1	1	1	1	1	1	1	1	1	100		
5511	1	1	1	1	1	1	1	1	1	1	100		
5512	1	1	1	1	1	1	1	1	1	1	100		
5513	1	1	1	1	1	1	1	1	1	1	100		
5514	1	1	1	1	1	1	1	1	1	1	100		
5515	1	1	1	1	1	1	1	1	1	1	100		
5516	1	1	1	1	1	1	1	1	1	1	100		
5517	1	1	1	1	1	1	1	1	1	1	100		
5518	1	1	1	1	1	1	1	1	1	1	100		
5519	1	1	1	1	1	1	1	1	1	1	100		
5520	1	1	1	1	1	1	1	1	1	1	100		
5521	1	1	1	1	1	1	1	1	1	1	100		
5522	1	1	1	1	1	1	1	1	1	1	100		
5523	1	1	1	1	1	1	1	1	1	1	100		
5524	1	1	1	1	1	1	1	1	1	1	100		
5525	1	1	1	1	1	1	1	1	1	1	100		
5526	1	1	1	1	1	1	1	1	1	1	100		
5527	1	1	1	1	1	1	1	1	1	1	100		
5528	1	1	1	1	1	1	1	1	1	1	100		
5529	1	1	1	1	1	1	1	1	1	1	100		
5530	1	1	1	1	1	1	1	1	1	1	100		
5531	1	1	1	1	1	1	1	1	1	1	100		



Radar Frequency	DFS Detection Trials (1=Detection, Blank= No Detection)										Detection Rate (%)	Detection Bandwidth (MHz)	Limit (MHz)
	1	2	3	4	5	6	7	8	9	10			
5532	1	1	1	1	1	1	1	1	1	1	100	80	76
5533	1	1	1	1	1	1	1	1	1	1	100		
5534	1	1	1	1	1	1	1	1	1	1	100		
5535	1	1	1	1	1	1	1	1	1	1	100		
5536	1	1	1	1	1	1	1	1	1	1	100		
5537	1	1	1	1	1	1	1	1	1	1	100		
5538	1	1	1	1	1	1	1	1	1	1	100		
5539	1	1	1	1	1	1	1	1	1	1	100		
5540	1	1	1	1	1	1	1	1	1	1	100		
5541	1	1	1	1	1	1	1	1	1	1	100		
5542	1	1	1	1	1	1	1	1	1	1	100		
5543	1	1	1	1	1	1	1	1	1	1	100		
5544	1	1	1	1	1	1	1	1	1	1	100		
5545	1	1	1	1	1	1	1	1	1	1	100		
5546	1	1	1	1	1	1	1	1	1	1	100		
5547	1	1	1	1	1	1	1	1	1	1	100		
5548	1	1	1	1	1	1	1	1	1	1	100		
5549	1	1	1	1	1	1	1	1	1	1	100		
5550	1	1	1	1	1	1	1	1	1	1	100		
5551	1	1	1	1	1	1	1	1	1	1	100		
5552	1	1	1	1	1	1	1	1	1	1	100		
5553	1	1	1	1	1	1	1	1	1	1	100		
5554	1	1	1	1	1	1	1	1	1	1	100		
5555	1	1	1	1	1	1	1	1	1	1	100		
5556	1	1	1	1	1	1	1	1	1	1	100		
5557	1	1	1	1	1	1	1	1	1	1	100		
5558	1	1	1	1	1	1	1	1	1	1	100		
5559	1	1	1	1	1	1	1	1	1	1	100		
5560	1	1	1	1	1	1	1	1	1	1	100		
5561	1	1	1	1	1	1	1	1	1	1	100		
5562	1	1	1	1	1	1	1	1	1	1	100		
5563	1	1	1	1	1	1	1	1	1	1	100		
5564	1	1	1	1	1	1	1	1	1	1	100		
5565	1	1	1	1	1	1	1	1	1	1	100		
5566	1	1	1	1	1	1	1	1	1	1	100		
5567	1	1	1	1	1	1	1	1	1	1	100		
5568	1	1	1	1	1	1	1	1	1	1	100		
5569	1	1	1	1	1	1	1	1	1	1	100		
5570	1	1	1	1	1	1	1	1	1	1	100		

**USA Frequency Hopping Radar**



### B.3 Initial Channel Availability Check Time

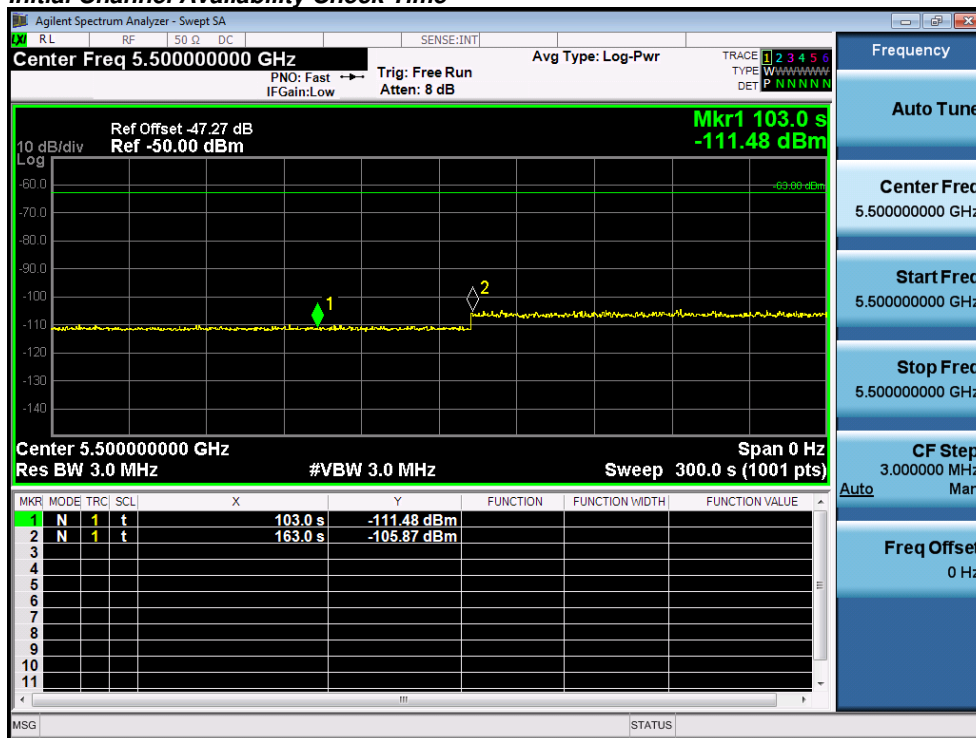
The tests that the UUT does not emit beacon, control, or data signals on the test Channel until the power-up sequence has been completed and the U-NII device checks for Radar Waveforms for one minute on the test Channel. This test does not use any Radar Waveforms.

The U-NII device is powered on and instructed to operate at 5500 MHz. At the same time the UUT is powered on, the spectrum analyzer is set to zero span mode with a 3 MHz resolution bandwidth at 5500MHz with a 2.5 minute sweep time. The analyzer's sweep will be started the same time power is applied to the U-NII device.

The UUT should not transmit any beacon or data transmissions until at least 1 minute after the completion of the power-on cycle.

The initial power up time of the UUT is indicated by marker 1 in the plot. Initial beacons/data transmissions are indicated by marker 2.

#### Initial Channel Availability Check Time







**B.4 Radar Burst at the Beginning of the Channel Availability Check Time**

The steps below define the procedure to verify successful radar detection on the selected Channel during a period equal to the Channel Availability Check Time and avoidance of operation on that Channel when a radar Burst with a level equal to the DFS Detection Threshold + 1 dB (-63dBm) occurs at the beginning of the Channel Availability Check Time.

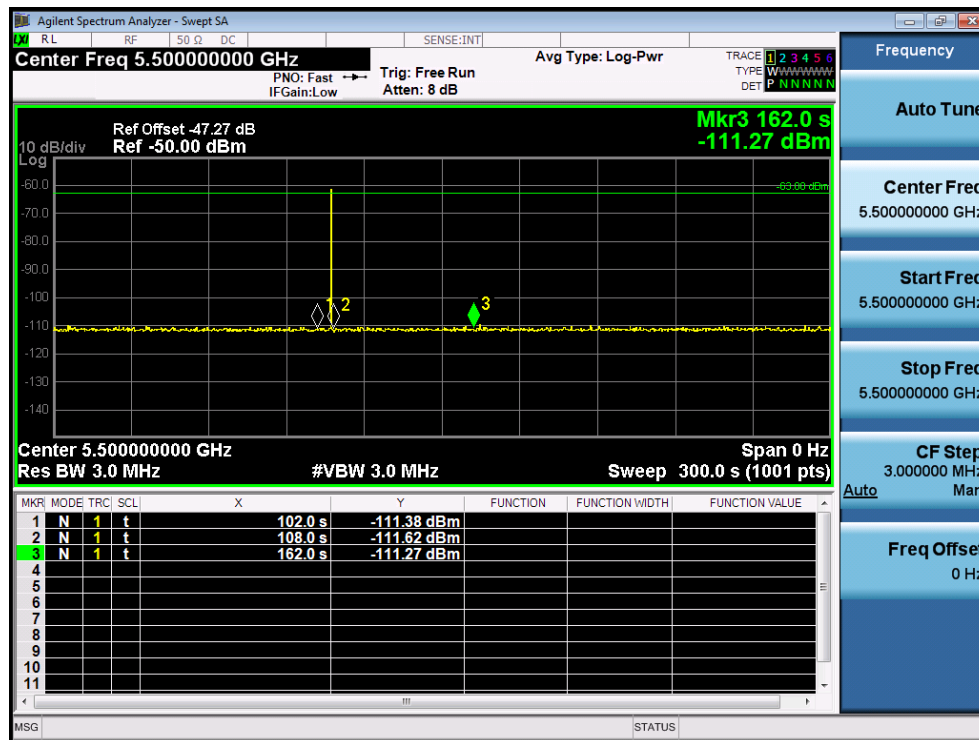
The UUT is powered on at  $T_0$ .  $T_1$  denotes the instant when the UUT has completed its power-up sequence. The Channel Availability Check Time commences at instant  $T_1$  and will end no sooner than  $T_1 + 60$  seconds.

A single Burst of short pulse of radar type 0 at -63 dBm will commence within a 6 second window starting at  $T_1$ .

Visual indication on the UUT of successful detection of the radar Burst will be recorded and reported. Observation of emissions at 5500MHz will continue for 2.5 minutes after the radar Burst has been generated.

Verify that during the 2.5 minute measurement window no UUT transmissions occurred at 5500MHz.

**Radar Burst at the Beginning of the Channel Availability Check Time**





**B.5 Radar Burst at the End of the Channel Availability Check Time**

The steps below define the procedure to verify successful radar detection on the selected Channel during a period equal to the Channel Availability Check Time and avoidance of operation on that Channel when a radar Burst with a level equal to the DFS Detection Threshold + 1 dB (-63dBm) occurs at the end of the Channel Availability Check Time.

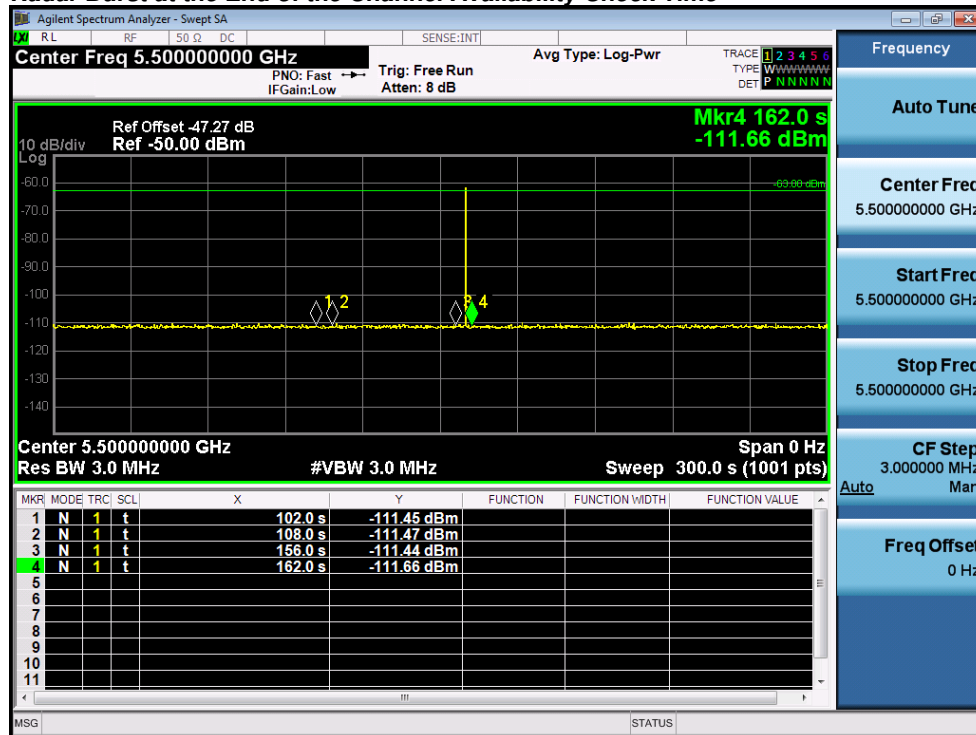
The UUT is powered on at  $T_0$ .  $T_1$  denotes the instant when the UUT has completed its power-up sequence. The Channel Availability Check Time commences at instant  $T_1$  and will end no sooner than  $T_1 + 60$  seconds.

A single Burst of short pulse of radar type 0 at -63 dBm will commence within a 6 second window starting at  $T_1 + 54$  seconds.

Visual indication on the UUT of successful detection of the radar Burst will be recorded and reported. Observation of emissions at 5500MHz will continue for 2.5 minutes after the radar Burst has been generated.

Verify that during the 2.5 minute measurement window no UUT transmissions occurred at 5500MHz.

**Radar Burst at the End of the Channel Availability Check Time**





### B.6 In-Service Monitoring for Channel Move Time, Channel Closing Transmission Time and Non-Occupancy Period

These tests define how the following DFS parameters are verified during In-Service Monitoring; Channel Closing Transmission Time, Channel Move Time, and Non-Occupancy Period.

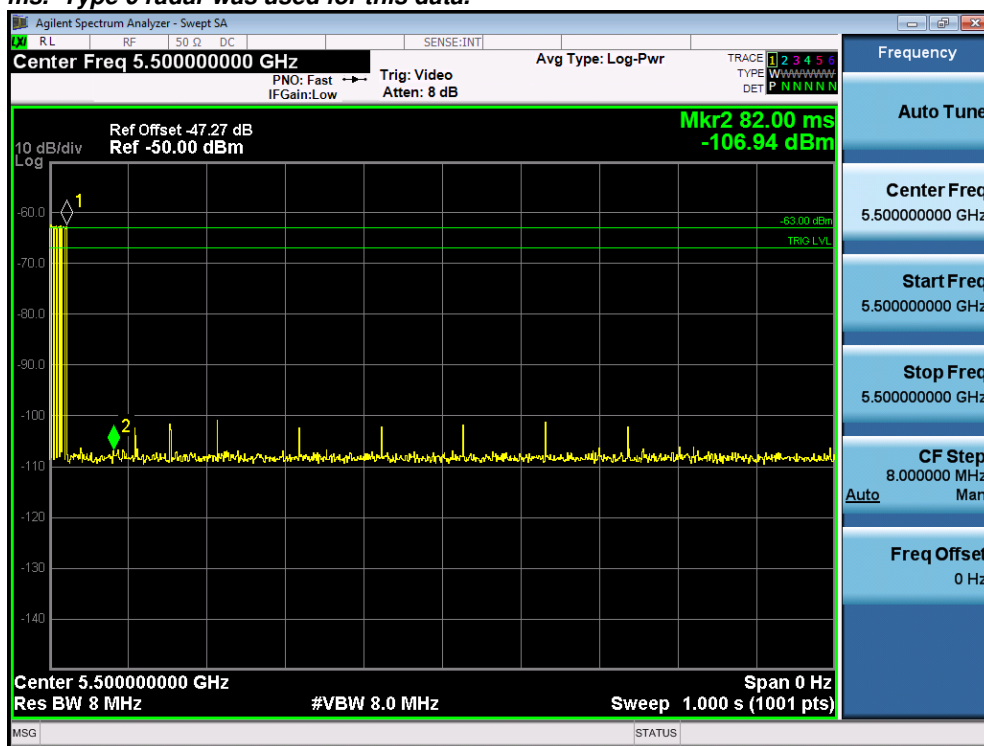
The steps below define the procedure to determine the above mentioned parameters when a radar Burst with a level equal to the DFS Detection Threshold + 1dB (-63dBm) is generated on the Operating Channel of the U-NII device.

A U-NII device operating as a Client Device will associate with the UUT (Master) at 5500 MHz. Stream the MPEG test file from the Master Device to the Client Device on the selected Channel for the entire period of the test.

At time  $T_0$  the Radar Waveform generator sends a Burst of pulses for radar type 0 at -63dBm.

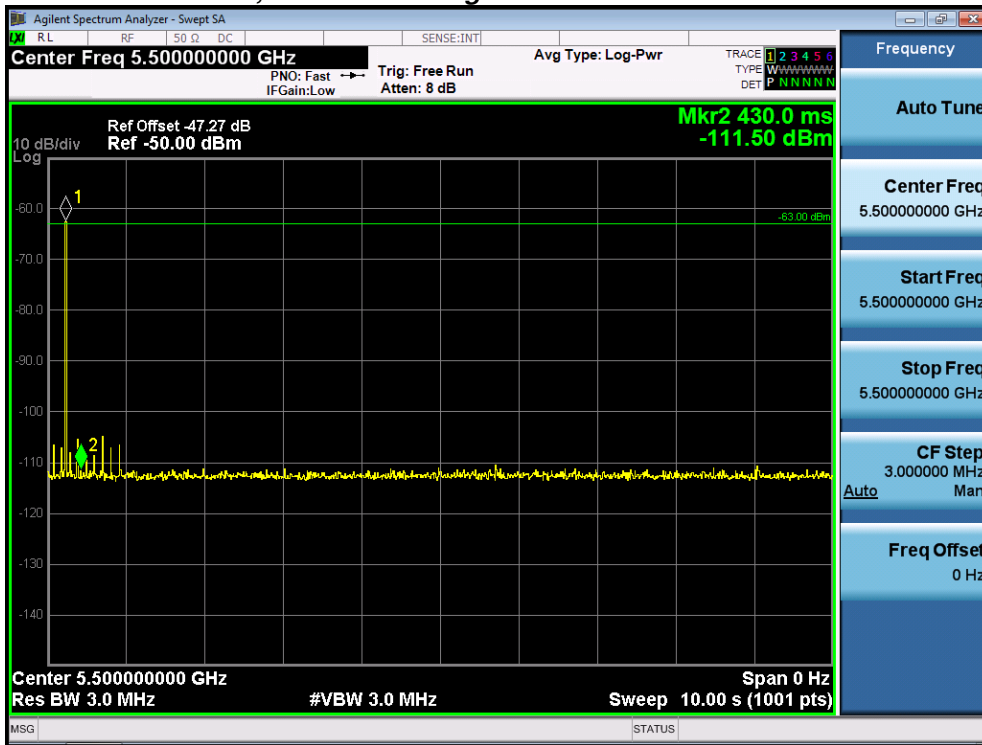
Observe the transmissions of the UUT at the end of the radar Burst on the Operating Channel for duration greater than 10 seconds. Measure and record the transmissions from the UUT during the observation time (Channel Move Time). Compare the Channel Move Time and Channel Closing Transmission Time results to the limits defined in the *DFS Response requirement values table*.

**The following plot demonstrates a channel close time of 50ms, with an aggregate of no more than 60 ms. Type 0 radar was used for this data.**





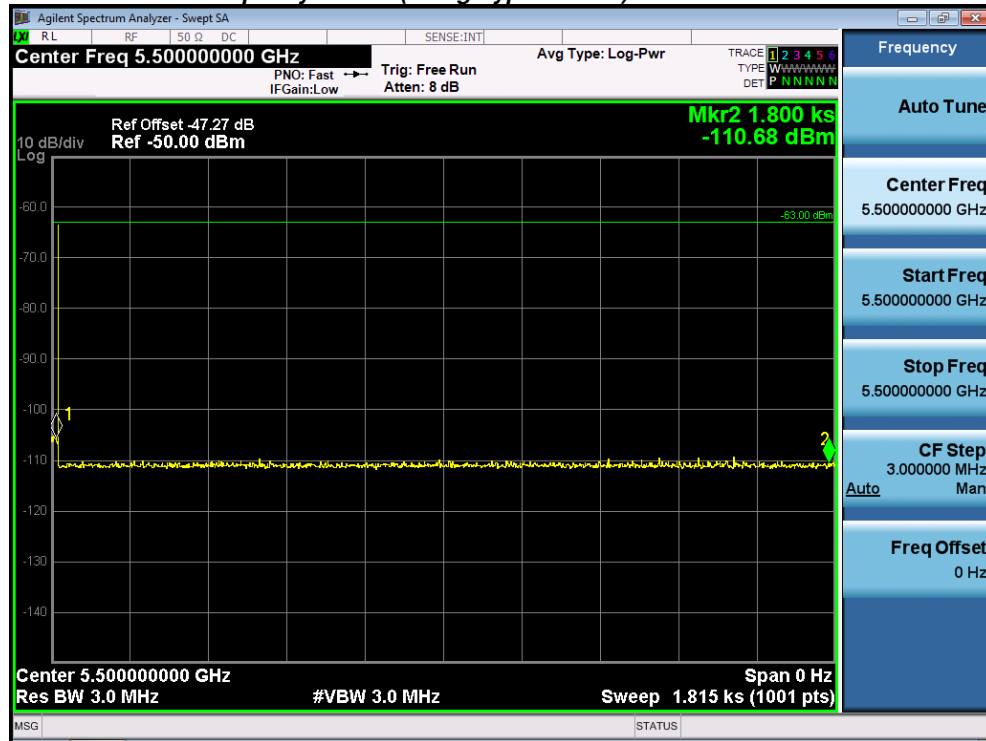
### Channel Move Time, Channel Closing Transmission Time for USA Bin 2





Measure the UUT for more than 30 minutes following the channel close/move time to verify that the UUT does not resume any transmissions on this Channel.

**30 Minute Non-Occupancy Period (using Type 0 radar)**



## **B.7 Statistical Performance Check**

The steps below define the procedure to determine the minimum percentage of detection when a radar burst with a level equal to the DFS Detection Threshold + 1 dB (-63dBm) is generated on the Operating Channel of the U-NII device.

A U-NII device operating as a Client Device will associate with the UUT (Master) at 5500 MHz. Stream the MPEG test file from the Master Device to the Client Device on the selected Channel for the entire period of the test.

The Radar Waveform generator sends the individual waveform for each of the radar types 1-6 at -63dbm. Statistical data will be gathered to determine the ability of the device to detect the radar test waveforms. The device can utilize a test mode to demonstrate when detection occurs to prevent the need to reset the device between trial runs. The percentage of successful detection is calculated by:

$$\frac{\textit{TotalWaveformDetections}}{\textit{TotalWaveformTrials}} \times 100 = \textit{Probability of Detection Radar Waveform}$$

The Minimum number of trails, minimum percentage of successful detection and the average minimum percentage of successful detection are found in the *Radar Test Waveforms* section. The data represents the worst case detection for 20 MHz, 40 MHz, and 80 MHz signal bandwidths.



**USA Bin 1A/1B Radar Statistical Performance**

Trial #	Pulses	PW	PRI	1=Detection 0=No Detection	Detection Percentage	Limit
1	72	1	738	1	100.0%	60.0%
2	81	1	658	1		
3	65	1	818	1		
4	89	1	598	1		
5	99	1	538	1		
6	59	1	898	1		
7	62	1	858	1		
8	68	1	778	1		
9	57	1	938	1		
10	58	1	918	1		
11	18	1	3066	1		
12	72	1	738	1		
13	65	1	818	1		
14	92	1	578	1		
15	59	1	898	1		
16	29	1	1869	1		
17	22	1	2505	1		
18	37	1	1455	1		
19	49	1	1079	1		
20	67	1	799	1		
21	33	1	1601	1		
22	64	1	831	1		
23	54	1	991	1		
24	36	1	1474	1		
25	28	1	1916	1		
26	53	1	1002	1		
27	24	1	2214	1		
28	30	1	1802	1		
29	22	1	2452	1		
30	27	1	1989	1		



**USA Bin 2 Radar Statistical Performance**

Trial #	Pulses	PW	PRI	1=Detection 0=No Detection	Detection Percentage	Limit
1	24	1.6	191	1	73.3%	60.0%
2	27	1.2	195	1		
3	28	1.3	203	1		
4	27	2.6	204	1		
5	25	3.3	151	1		
6	26	3.4	179	1		
7	23	4.8	155	1		
8	29	2.4	221	0		
9	28	5	178	0		
10	27	4.3	158	1		
11	27	4.4	176	1		
12	29	3.3	191	0		
13	25	3.6	151	1		
14	23	4.8	209	1		
15	24	4.8	216	1		
16	28	3.2	228	1		
17	23	1	209	0		
18	28	2.4	178	1		
19	27	4.4	175	1		
20	24	4.9	186	0		
21	23	4.7	196	1		
22	29	2.4	218	0		
23	29	1.2	188	0		
24	23	1.7	190	1		
25	25	3.5	164	1		
26	23	3.5	200	1		
27	27	2.7	173	1		
28	26	1	205	1		
29	27	4.5	202	1		
30	26	1.3	171	0		





**USA Bin 3 Radar Statistical Performance**

Trial #	Pulses	PW	PRI	1=Detection 0=No Detection	Detection Percentage	Limit
1	18	6.3	289	0	73.3%	60.0%
2	16	9.6	242	1		
3	18	9.9	370	0		
4	17	9.9	230	1		
5	17	6.3	415	1		
6	17	9.5	240	1		
7	17	8.8	489	1		
8	16	6.2	353	0		
9	18	8.3	226	1		
10	16	9.5	461	0		
11	18	7.5	335	0		
12	16	7	355	1		
13	18	9.9	200	1		
14	17	8.4	370	1		
15	16	8.7	203	0		
16	17	9	406	1		
17	18	6.3	308	0		
18	16	8.7	218	1		
19	16	7.3	467	1		
20	17	9.8	425	1		
21	18	9.1	307	1		
22	18	7.9	482	1		
23	18	9.7	487	1		
24	17	9.8	407	0		
25	18	7.6	385	1		
26	18	8.2	226	1		
27	17	9.7	495	1		
28	16	9	288	1		
29	18	9.1	350	1		
30	16	7	230	1		



**USA Bin 4 Radar Statistical Performance**

Trial #	Pulses	PW	PRI	1=Detection 0=No Detection	Detection Percentage	Limit
1	15	17.2	256	1	80.0%	60.0%
2	16	17.2	459	1		
3	12	11.4	225	1		
4	16	13.8	392	1		
5	16	15.7	421	1		
6	13	19.1	366	1		
7	16	12.6	495	0		
8	14	19.5	457	1		
9	16	17.8	412	1		
10	15	13.8	237	0		
11	12	12.6	272	1		
12	13	14	424	1		
13	13	18.3	208	1		
14	16	16.8	363	1		
15	12	15.3	499	0		
16	13	17.3	376	0		
17	16	18.2	493	1		
18	12	12.5	339	1		
19	14	18.9	360	1		
20	14	11.8	455	1		
21	12	15	426	1		
22	16	19.7	294	1		
23	12	17	373	1		
24	12	17.2	394	0		
25	15	15.9	209	1		
26	15	19.2	240	1		
27	14	17.4	232	1		
28	15	16.5	473	1		
29	16	12	463	1		
30	14	15.5	233	0		

In addition an average minimum percentage of successful detection across all four Short pulse radar test waveforms is required and is calculated as follows:

$$\frac{P_d1 + P_d2 + P_d3 + P_d4}{4} = (100.0\% + 73.3\% + 73.3\% + 80.0\%) / 4 = 81.7\% (>80\%)$$



\*See the Bin5 Radar Characteristics at the end of this report.

**USA Bin 5 Radar Statistical Performance**

<b>Trial #</b>	<b>Name</b>	<b>1=Detection 0=No Detection</b>	<b>Detection Percentage</b>	<b>Limit</b>
1	USA Bin 5 Radar Test 1	0.557538		
2	USA Bin 5 Radar Test 2	0.355142	1	
3	USA Bin 5 Radar Test 3	0.09489	1	
4	USA Bin 5 Radar Test 4	0.243505	1	
5	USA Bin 5 Radar Test 5	0.541369	1	
6	USA Bin 5 Radar Test 6	0.639452	1	
7	USA Bin 5 Radar Test 7	0.31269	1	
8	USA Bin 5 Radar Test 8	0.522967	1	
9	USA Bin 5 Radar Test 9	0.547706	1	
10	USA Bin 5 Radar Test 10	0.26351	1	
11	USA Bin 5 Radar Test 11	0.049368	1	
12	USA Bin 5 Radar Test 12	0.824792	1	
13	USA Bin 5 Radar Test 13	0.178605	1	
14	USA Bin 5 Radar Test 14	0.329917	1	
15	USA Bin 5 Radar Test 15	0.520776	1	100.0%
16	USA Bin 5 Radar Test 16	0.087832	1	
17	USA Bin 5 Radar Test 17	0.980697	1	
18	USA Bin 5 Radar Test 18	0.546591	1	
19	USA Bin 5 Radar Test 19	0.637906	1	
20	USA Bin 5 Radar Test 20	0.44482	1	
21	USA Bin 5 Radar Test 21	0.308053	1	
22	USA Bin 5 Radar Test 22	0.086716	1	
23	USA Bin 5 Radar Test 23	0.47666	1	
24	USA Bin 5 Radar Test 24	0.130671	1	
25	USA Bin 5 Radar Test 25	0.108586	1	
26	USA Bin 5 Radar Test 26	0.064714	1	
27	USA Bin 5 Radar Test 27	0.564627	1	
28	USA Bin 5 Radar Test 28	0.060637	1	
29	USA Bin 5 Radar Test 29	0.242808	1	
30	USA Bin 5 Radar Test 30	0.362634	1	



USA Bin 5 Trial #1

Burst #	Pulses	Frequency (MHz)	Chirp (MHz)	PW (uS)	Inter-pulse spacing (uS)	Inter-pulse spacing (uS)
1	1	5498.7	18	95		
		0.557538				
2	3	5498.7	18	75	1107	1565
		1.324387				
3	3	5498.7	18	55	1224	1154
		2.252749				
4	2	5498.7	18	90	1122	3.88282
5	2	5498.7	18	100	1556	
		4.617833				
6	3	5498.7	18	80	1980	1015
		6.195384				
7	1	5498.7	18	95		7.55254
8	1	5498.7	18	75		
		7.915974				
9	2	5498.7	18	80	1841	
		9.644719				
10	3	5498.7	18	95	1878	1097
		9.873939				
11	1	5498.7	18	90		
		11.230069				

USA Bin 5 Trial #2

Burst #	Pulses	Frequency (MHz)	Chirp (MHz)	PW (uS)	Inter-pulse spacing (uS)	Inter-pulse spacing (uS)
1	1	5494.7	8	55		
		0.355142				
2	1	5494.7	8	60		
		0.938437				
3	1	5494.7	8	95		
		1.728562				
4	1	5494.7	8	50		
		2.356006				
5	1	5494.7	8	75		
		2.582455				
6	3	5494.7	8	90	1534	1396
		3.381986				
7	2	5494.7	8	65	1651	
		4.040992				
8	1	5494.7	8	50		
		4.570926				
9	2	5494.7	8	75	1732	
		4.855772				
10	1	5494.7	8	50		
		5.730502				
11	1	5494.7	8	85		6.36914
12	1	5494.7	8	100		
		6.749511				
13	1	5494.7	8	80		
		7.748224				
14	1	5494.7	8	100		
		8.316496				
15	2	5494.7	8	100	1360	
		8.636252				
16	2	5494.7	8	65	1284	
		9.067025				
17	2	5494.7	8	65	1561	
		10.171559				
18	1	5494.7	8	90		
		10.331739				



19	2	5494.7	8	85			1336	
		10.971507						
20	2	5494.7	8	65			1471	
		11.495635						
USA Bin 5 Trial #3								
Burst #	Pulses	Frequency (MHz)	Chirp (MHz)		PW (uS)	Inter-pulse spacing (uS)	Inter-pulse spacing (uS)	
		Pulse Start (S)						
1	1	5499.1	19	70				0.09489
2	1	5499.1	19	55				
		2.443051						
3	2	5499.1	19	80		1180		
		3.923617						
4	2	5499.1	19	100		1515		
		4.512087						
5	2	5499.1	19	75		1080		
		5.839142						
6	2	5499.1	19	90		1438		
		7.633625						
7	2	5499.1	19	90		1769		
		8.293674						
8	1	5499.1	19	100				
		10.455353						
9	2	5499.1	19	65		1218		
		11.154018						
USA Bin 5 Trial #4								
Burst #	Pulses	Frequency (MHz)	Chirp (MHz)		PW (uS)	Inter-pulse spacing (uS)	Inter-pulse spacing (uS)	
		Pulse Start (S)						
1	3	5497.9	16	70		1913	1782	
		0.243505						
2	1	5497.9	16	90				
		1.186233						
3	2	5497.9	16	60		1120		
		1.464933						
4	3	5497.9	16	60		1512	1537	
		2.245878						
5	1	5497.9	16	80				
		2.903056						
6	3	5497.9	16	50		1451	1615	
		3.644377						
7	3	5497.9	16	75		1906	1144	
		4.304878						
8	2	5497.9	16	65		1819		4.55892
9	1	5497.9	16	85				
		5.441826						
10	3	5497.9	16	55		1382	1194	
		5.904774						
11	3	5497.9	16	60		1096	1975	
		6.742632						
12	3	5497.9	16	95		1939	1239	
		7.027598						
13	3	5497.9	16	50		1114	1573	
		8.089678						
14	3	5497.9	16	60		1140	1937	
		8.478288						
15	3	5497.9	16	50		1263	1469	
		9.433406						
16	3	5497.9	16	50		1041	1369	9.92737
17	2	5497.9	16	80		1244		
		10.384314						
18	3	5497.9	16	70		1401	1513	
		11.115814						



19	3	5497.9	16	55	1172	1237
		11.420191				
USA Bin 5 Trial #5						
Burst #	Pulses	Frequency (MHz)	Chirp (MHz)	PW (uS)	Inter-pulse spacing (uS)	Inter-pulse spacing (uS)
		Pulse Start (S)				
1	2	5496.7	13	80	1496	
		0.541369				
2	1	5496.7	13	100		
		0.984343				
3	3	5496.7	13	100	1086	1036
		1.389152				
4	3	5496.7	13	75	1736	1836
		2.170943				
5	1	5496.7	13	50		
		2.762671				
6	1	5496.7	13	60		
		3.608121				
7	2	5496.7	13	60	1331	
		4.277218				
8	1	5496.7	13	100		
		5.156755				
9	1	5496.7	13	80		
		5.523548				
10	2	5496.7	13	65	1970	
		6.357488				
11	3	5496.7	13	50	1119	1490
		6.719058				
12	2	5496.7	13	100	1504	
		7.712452				
13	1	5496.7	13	70		
		8.043744				
14	3	5496.7	13	100	1211	1849
		9.211274				
15	3	5496.7	13	55	1193	1902
		9.346321				
16	3	5496.7	13	70	1509	1613
		10.102185				
17	2	5496.7	13	55	1070	
		11.244179				
18	3	5496.7	13	85	1900	1868
		11.547083				
USA Bin 5 Trial #6						
Burst #	Pulses	Frequency (MHz)	Chirp (MHz)	PW (uS)	Inter-pulse spacing (uS)	Inter-pulse spacing (uS)
		Pulse Start (S)				
1	2	5497.9	16	80	1038	
		0.639452				
2	1	5497.9	16	80		
		1.538205				
3	2	5497.9	16	60	1400	
		1.816007				
4	1	5497.9	16	95		
		2.733344				
5	2	5497.9	16	65	1785	
		3.248387				
6	2	5497.9	16	75	1609	
		4.664609				
7	3	5497.9	16	50	1368	1850
		5.252519				
8	3	5497.9	16	55	1821	1799
		6.173844				
9	2	5497.9	16	100	1779	
		6.843363				



10	1	5497.9	16	60	
		7.294342			
11	2	5497.9	16	100	1928
		8.717161			
12	1	5497.9	16	55	
		9.176985			
13	1	5497.9	16	85	
		10.114673			
14	1	5497.9	16	85	
		10.558163			
15	2	5497.9	16	50	1634
		11.782462			

USA Bin 5 Trial #7

Burst #	Pulses	Frequency (MHz)	Chirp (MHz)	PW (uS)	Inter-pulse spacing (uS)	Inter-pulse spacing (uS)
		Pulse Start (S)				
1	2	5493.9	6	75	1169	0.31269
2	1	5493.9	6	80		1.28477
3	3	5493.9	6	90	1797	1524
		3.279039				
4	1	5493.9	6	80		
		3.943712				
5	3	5493.9	6	85	1167	1121
		5.994955				
6	3	5493.9	6	75	1971	1709
		6.815206				
7	3	5493.9	6	75	1185	1859
8	3	5493.9	6	95	1742	1194
		9.480673				
9	1	5493.9	6	75		9.79127
10	3	5493.9	6	95	1974	1795
		10.855734				

USA Bin 5 Trial #8

Burst #	Pulses	Frequency (MHz)	Chirp (MHz)	PW (uS)	Inter-pulse spacing (uS)	Inter-pulse spacing (uS)
		Pulse Start (S)				
1	3	5497.5	15	55	1382	1342
		0.522967				
2	3	5497.5	15	60	1959	1571
		0.951262				
3	2	5497.5	15	80	1525	
		1.674195				
4	3	5497.5	15	50	1619	1874
5	1	5497.5	15	55		2.58872
		3.542223				
6	2	5497.5	15	65	1320	
		3.990565				
7	2	5497.5	15	75	1927	
		5.037583				
8	1	5497.5	15	95		
		5.766325				
9	2	5497.5	15	85	1737	
		6.120006				
10	3	5497.5	15	65	1291	1325
		6.888777				
11	2	5497.5	15	85	1947	
		8.082186				
12	1	5497.5	15	85		
		8.644788				
13	1	5497.5	15	60		
		9.058275				
14	3	5497.5	15	50	1789	1337
		9.957968				



15	3	5497.5	15	95	1861	1067
		11.11922				
16	3	5497.5	15	50	1967	1437
		11.857335				
USA Bin 5 Trial #9						
Burst #	Pulses	Frequency (MHz)	Chirp (MHz)	PW (uS)	Inter-pulse spacing (uS)	Inter-pulse spacing (uS)
		Pulse Start (S)				
1	1	5493.5	5	75		
		0.547706				
2	1	5493.5	5	80		
		2.721554				
3	1	5493.5	5	55		
		4.414568				
4	3	5493.5	5	85	1321	1826
		4.757077				
5	2	5493.5	5	60	1808	
		6.765906				
6	3	5493.5	5	100	1449	1173
		8.233273				
7	2	5493.5	5	100	1341	
		9.867155				
8	1	5493.5	5	50		
		11.919871				
USA Bin 5 Trial #10						
Burst #	Pulses	Frequency (MHz)	Chirp (MHz)	PW (uS)	Inter-pulse spacing (uS)	Inter-pulse spacing (uS)
		Pulse Start (S)				
1	2	5500	9	55	1780	0.26351
		2.126873				
2	2	5500	9	100	1739	
		3.085658				
3	2	5500	9	55	1480	
		3.751129				
4	3	5500	9	55	1364	1326
		6.584458				
5	1	5500	9	90		4.87289
		7.207172				
6	1	5500	9	85		
		8.771091				
7	3	5500	9	60	1004	1380
		10.110308				
8	2	5500	9	75	1373	
		11.872366				
9	3	5500	9	85	1330	1599
		11.872366				
10	1	5500	9	65		
		11.872366				
USA Bin 5 Trial #11						
Burst #	Pulses	Frequency (MHz)	Chirp (MHz)	PW (uS)	Inter-pulse spacing (uS)	Inter-pulse spacing (uS)
		Pulse Start (S)				
1	1	5500	7	90		
		0.049368				
2	3	5500	7	85	1916	1761
		0.945085				
3	1	5500	7	60		
		1.208415				
4	2	5500	7	90	1451	
		1.857969				
5	3	5500	7	95	1891	1075
		2.574039				
6	2	5500	7	100	1391	
		3.384269				
7	2	5500	7	75	1333	
		3.650896				





8	2	5500	7	90	1795		
		4.520657					
9	1	5500	7	75			
		4.997907					
10	3	5500	7	85	1483		1690
		5.898136					
11	1	5500	7	90			
		6.043372					
12	3	5500	7	55	1694		1993
		6.913555					
13	3	5500	7	75	1235		1358
		7.674635					
14	1	5500	7	70			7.92771
15	3	5500	7	75	1878		1075
		8.782432					
16	3	5500	7	85	1630		1300
		9.450947					
17	3	5500	7	75	1464		1552
		10.171363					
18	1	5500	7	65			
		10.230601					
19	2	5500	7	65	1850		
		11.250075					
20	3	5500	7	70	1836		1323
		11.444941					

USA Bin 5 Trial #12

Burst #	Pulses	Frequency (MHz)	Chirp (MHz)	PW (uS)	Inter-pulse spacing (uS)	Inter-pulse spacing (uS)
		Pulse Start (S)				
1	1	5500	9	85		
		0.824792				
2	1	5500	9	90		
		1.909437				
3	2	5500	9	50	1151	
		2.768501				
4	3	5500	9	100	1524	1939
		3.356727				
5	3	5500	9	80	1337	1448
		4.809769				
6	1	5500	9	95		
		5.399266				
7	3	5500	9	85	1282	1560
		6.562965				
8	3	5500	9	95	1507	1980
		7.179457				
9	1	5500	9	80		
		8.792038				
10	3	5500	9	55	1230	1565
		9.397838				
11	3	5500	9	80	1389	1374
		10.020521				
12	1	5500	9	90		
		11.455505				

USA Bin 5 Trial #13

Burst #	Pulses	Frequency (MHz)	Chirp (MHz)	PW (uS)	Inter-pulse spacing (uS)	Inter-pulse spacing (uS)
		Pulse Start (S)				
1	1	5500	9	75		
		0.178605				
2	2	5500	9	55	1781	
		0.925483				
3	2	5500	9	90	1094	
		1.960646				



4	2	5500	9	75	1997		
		2.412551					
5	2	5500	9	65	1470		
		3.095285					
6	1	5500	9	55			
		3.621538					
7	3	5500	9	100	1472	1141	
		4.205187					
8	3	5500	9	80	1148	1734	
		4.750896					
9	1	5500	9	70			
		5.336286					
10	2	5500	9	80	1164		6.50367
11	1	5500	9	75			
		6.694559					
12	1	5500	9	80			
		7.835627					
13	2	5500	9	65	1439		8.49336
14	3	5500	9	55	1906	1487	
		9.018846					
15	3	5500	9	50	1544	1734	9.53253
16	3	5500	9	85	1378	1158	
		10.462734					
17	3	5500	9	95	1909	1210	
		11.177017					
18	1	5500	9	70			
		11.47216					

USA Bin 5 Trial #14

Burst #	Pulses	Frequency (MHz)	Chirp (MHz)	PW (uS)	Inter-pulse spacing (uS)	Inter-pulse spacing (uS)
1	3	5500	18 70	1036	1712	
		0.329917				
2	3	5500	18 55	1062	1598	
		1.223086				
3	3	5500	18 95	1882	1877	
		1.308942				
4	3	5500	18 55	1947	1217	
		2.491519				
5	2	5500	18 100	1722		
		2.851203				
6	2	5500	18 70	1417		
		3.418636				
7	2	5500	18 65	1563		
		3.935704				
8	1	5500	18 80			
		4.922434				
9	1	5500	18 60			5.44445
10	1	5500	18 90			5.93774
11	2	5500	18 85	1136		
		6.467341				
12	1	5500	18 95			
		7.028648				
13	3	5500	18 90	1247	1223	
		7.898071				
14	1	5500	18 80			
		8.542686				
15	2	5500	18 75	1027		
		9.432928				
16	2	5500	18 75	1693		
		9.759372				
17	1	5500	18 65			
		10.314344				



18	3	5500	18	80	1277	1552	
		11.320789					
19	2	5500	18	70	1508		
		11.617762					
USA Bin 5 Trial #15							
Burst #	Pulses	Frequency (MHz)	Chirp (MHz)	PW (uS)	Inter-pulse spacing (uS)	Inter-pulse spacing (uS)	
		Pulse Start (S)					
1	1	5500	5	95			
		0.520776					
2	1	5500	5	70			
		0.968551					
3	2	5500	5	95	1061		1.40804
4	2	5500	5	60	1450		
		2.002354					
5	3	5500	5	50	1712		1135
		2.651615					
6	3	5500	5	85	1695		1654
		3.409787					
7	1	5500	5	85			
		3.682302					
8	2	5500	5	50	1862		
		4.552484					
9	2	5500	5	50	1979		
		4.953789					
10	1	5500	5	55			
		5.440546					
11	1	5500	5	85			
		6.572098					
12	1	5500	5	55			6.88821
13	3	5500	5	50	1101		1419
		7.392703					
14	3	5500	5	95	1103		1340
		8.357921					
15	3	5500	5	95	1465		1710
16	2	5500	5	95	1897		8.9329
		9.055537					
17	2	5500	5	70	1651		
		9.748034					
18	3	5500	5	90	1631		1283
		10.20659					
19	1	5500	5	65			
		11.370467					
20	3	5500	5	90	1358		1934
		11.908929					
USA Bin 5 Trial #16							
Burst #	Pulses	Frequency (MHz)	Chirp (MHz)	PW (uS)	Inter-pulse spacing (uS)	Inter-pulse spacing (uS)	
		Pulse Start (S)					
1	3	5500	12	70	1375		1609
		0.087832					
2	3	5500	12	65	1629		1872
		0.983715					
3	1	5500	12	60			
		2.594671					
4	3	5500	12	90	1569		1609
5	3	5500	12	85	1628		1538
		4.390936					
6	1	5500	12	90			
		5.363878					
7	2	5500	12	80	1744		
		5.985467					
8	1	5500	12	100			
		7.214755					



9	2	5500	12	50		1394	
		7.848059					
10	1	5500	12	100			
		8.734788					
11	2	5500	12	60		1116	
		10.145814					
12	1	5500	12	70			
		10.47576					
13	1	5500	12	50			
		11.577113					
USA Bin 5 Trial #17							
Burst #	Pulses	Frequency (MHz)	Chirp (MHz)	PW (uS)	Inter-pulse spacing (uS)	Inter-pulse spacing (uS)	
		Pulse Start (S)					
1	3	5500	20	65	1801	1983	
		0.980697					
2	3	5500	20	80	1361	1427	
		1.786739					
3	2	5500	20	75	1704		
		4.025053					
4	1	5500	20	95			4.59376
5	3	5500	20	50	1771	1395	
		6.663674					
6	2	5500	20	75	1510		
		7.871237					
7	2	5500	20	75	1107		
		9.083499					
8	2	5500	20	70	1690		
		11.49789					
USA Bin 5 Trial #18							
Burst #	Pulses	Frequency (MHz)	Chirp (MHz)	PW (uS)	Inter-pulse spacing (uS)	Inter-pulse spacing (uS)	
		Pulse Start (S)					
1	3	5500	7	100	1538	1729	
		0.546591					
2	2	5500	7	60	1768		
		1.076081					
3	1	5500	7	50			1.71479
4	3	5500	7	90	1602	1069	
		1.913124					
5	3	5500	7	60	1468	1679	
		2.850234					
6	1	5500	7	100			
		3.161766					
7	1	5500	7	90			
		4.079147					
8	2	5500	7	75	1500		
		4.466964					
9	1	5500	7	75			4.86708
10	2	5500	7	75	1785		
		5.444725					
11	2	5500	7	75	1855		6.33836
12	3	5500	7	70	1293	1837	
		7.006584					
13	3	5500	7	50	1959	1390	
		7.503298					
14	3	5500	7	60	1082	1094	
		8.253374					
15	3	5500	7	85	1398	1662	
		8.496085					
16	3	5500	7	100	1650	1348	
		9.343928					
17	1	5500	7	90			
		10.123047					



18	1	5500	7	50				
		10.232223						
19	3	5500	7	80	1955		1564	
		10.838117						
20	3	5500	7	65	1277		1740	
		11.725124						
USA Bin 5 Trial #19								
Burst #	Pulses	Frequency (MHz)	Chirp (MHz)		PW (uS)	Inter-pulse spacing (uS)	Inter-pulse spacing (uS)	
		Pulse Start (S)						
1	3	5500	17	55		1799	1625	
		0.637906						
2	1	5500	17	50				
		0.670985						
3	3	5500	17	85	1461		1486	
		1.334962						
4	3	5500	17	50	1861		1082	2.05542
5	3	5500	17	60	1425		1200	
		3.159602						
6	1	5500	17	80				
		3.827589						
7	2	5500	17	55	1192			4.42415
8	2	5500	17	80	1350			
		5.142544						
9	3	5500	17	75	1014		1035	
		5.428281						
10	3	5500	17	85	1831		1535	6.44092
11	2	5500	17	90	1712			
		7.235542						
12	2	5500	17	80	1559			7.67018
13	2	5500	17	80	1712			
		8.473991						
14	2	5500	17	90	1934			
		9.179545						
15	1	5500	17	95				
		9.427179						
16	3	5500	17	55	1711		1484	
		10.249638						
17	2	5500	17	55	1816			
		11.184934						
18	1	5500	17	95				
		11.464467						
USA Bin 5 Trial #20								
Burst #	Pulses	Frequency (MHz)	Chirp (MHz)		PW (uS)	Inter-pulse spacing (uS)	Inter-pulse spacing (uS)	
		Pulse Start (S)						
1	1	5505.7	7	80				0.44482
2	3	5505.7	7	95	1316		1539	
		1.983112						
3	2	5505.7	7	75	1800			
		3.478571						
4	1	5505.7	7	90				
		4.225189						
5	3	5505.7	7	60	1172		1724	
		6.266327						
6	1	5505.7	7	100				
		7.543269						
7	3	5505.7	7	55	1056		1909	
		8.691032						
8	3	5505.7	7	85	1663		1893	
		10.458989						
9	3	5505.7	7	55	1503		1272	
		11.551391						
USA Bin 5 Trial #21								



Burst #	Pulses	Frequency (MHz)	Chirp (MHz)	PW (uS)	Inter-pulse spacing (uS)	Inter-pulse spacing (uS)
1	1	5501.3	18	65		
		Pulse Start (S)				
		0.308053				
2	1	5501.3	18	90		
		1.398212				
3	2	5501.3	18	60	1681	
		1.915212				
4	2	5501.3	18	65	1251	2.71035
5	1	5501.3	18	75		
		3.039548				
6	2	5501.3	18	70	1141	
		4.182466				
7	2	5501.3	18	85	1249	
		5.044475				
8	3	5501.3	18	65	1187	1400
		5.550032				
9	3	5501.3	18	70	1016	1374
10	1	5501.3	18	70		6.14058
		7.166559				
11	1	5501.3	18	100		
		7.893587				
12	3	5501.3	18	90	1075	1279
		8.276834				
13	3	5501.3	18	80	1970	1643
14	2	5501.3	18	75	1376	9.02315
		9.873422				
15	1	5501.3	18	100		
		11.148672				
16	1	5501.3	18	90		
		11.292238				

USA Bin 5 Trial #22

Burst #	Pulses	Frequency (MHz)	Chirp (MHz)	PW (uS)	Inter-pulse spacing (uS)	Inter-pulse spacing (uS)
		Pulse Start (S)				
1	1	5503.3	13	100		
		0.086716				
2	2	5503.3	13	50	1649	
		1.312196				
3	2	5503.3	13	80	1714	
		1.962676				
4	2	5503.3	13	90	1278	
		3.261119				
5	3	5503.3	13	85	1933	1211
6	2	5503.3	13	70	1959	3.46399
		4.841864				
7	1	5503.3	13	95		
		5.763317				
8	2	5503.3	13	100	1867	
		6.235495				
9	1	5503.3	13	70		
		7.316914				
10	2	5503.3	13	70	1578	
		7.902612				
11	2	5503.3	13	60	1824	
		9.036753				
12	2	5503.3	13	65	1088	
		9.692902				
13	3	5503.3	13	70	1989	1518
		10.647095				
14	3	5503.3	13	65	1618	1788
		11.664985				

USA Bin 5 Trial #23



Burst #	Pulses	Frequency (MHz)	Chirp (MHz)	PW (uS)	Inter-pulse spacing (uS)	Inter-pulse spacing (uS)
1	1	5504.1	11	100		0.47666
2	2	5504.1	11	85	1834	
		1.600232				
3	1	5504.1	11	55		
		2.230242				
4	3	5504.1	11	80	1878	1191
		3.154435				
5	1	5504.1	11	50		
		4.583868				
6	3	5504.1	11	60	1321	1989
		4.903075				
7	2	5504.1	11	70	1832	
		5.628491				
8	2	5504.1	11	95	1329	
		6.537412				
9	2	5504.1	11	75	1430	7.58415
10	3	5504.1	11	90	1666	1111
		9.005612				
11	2	5504.1	11	60	1702	
		9.670648				
12	2	5504.1	11	50	1516	
		10.529851				
13	3	5504.1	11	90	1087	1205
		11.88401				

USA Bin 5 Trial #24

Burst #	Pulses	Frequency (MHz)	Chirp (MHz)	PW (uS)	Inter-pulse spacing (uS)	Inter-pulse spacing (uS)
1	2	5503.3	13	80	1276	
		0.130671				
2	2	5503.3	13	50	1845	
		0.960592				
3	1	5503.3	13	95		
		1.732395				
4	1	5503.3	13	85		
		1.959536				
5	3	5503.3	13	90	1638	1921
		2.928177				
6	2	5503.3	13	65	1628	
		3.760693				
7	1	5503.3	13	100		
		3.920163				
8	2	5503.3	13	75	1389	
		4.459174				
9	1	5503.3	13	55		
		5.163978				
10	3	5503.3	13	50	1840	1882
		6.057497				
11	1	5503.3	13	55		
		6.373144				
12	1	5503.3	13	70		
		6.986286				
13	1	5503.3	13	90		
		7.861238				
14	1	5503.3	13	70		
		8.820694				
15	3	5503.3	13	60	1696	1460
		9.367003				
16	2	5503.3	13	65	1069	
		9.595306				



17	1	5503.3	13	50		
		10.463989				
18	1	5503.3	13	65		
		10.890536				
19	2	5503.3	13	55	1365	
		11.717062				
USA Bin 5 Trial #25						
Burst #	Pulses	Frequency (MHz)	Chirp (MHz)		PW (uS)	Inter-pulse spacing (uS)
		Pulse Start (S)				
1	2	5504.5	10	60	1568	
		0.108586				
2	3	5504.5	10	90	1655	1736
		0.821321				
3	3	5504.5	10	75	1299	1263
		1.276551				
4	1	5504.5	10	75		
		2.489636				
5	1	5504.5	10	90		
		2.578074				
6	3	5504.5	10	85	1601	1979
		3.685812				
7	1	5504.5	10	95		
		4.289705				
8	3	5504.5	10	95	1603	1420
		5.036241				
9	2	5504.5	10	90	1284	
		5.091988				
10	2	5504.5	10	65	1292	
		6.172268				
11	2	5504.5	10	100	1730	
		6.746758				
12	1	5504.5	10	65		
		6.988095				
13	3	5504.5	10	100	1738	1263
		7.711353				
14	2	5504.5	10	50	1427	
		8.236551				
15	3	5504.5	10	85	1271	1032
		9.093536				
16	1	5504.5	10	60		
		9.580843				
17	2	5504.5	10	55	1702	
		10.601098				
18	1	5504.5	10	95		
		10.744203				
19	2	5504.5	10	70	1988	
		11.794542				
USA Bin 5 Trial #26						
Burst #	Pulses	Frequency (MHz)	Chirp (MHz)		PW (uS)	Inter-pulse spacing (uS)
		Pulse Start (S)				
1	3	5505.7	7	90	1011	1648
		0.064714				
2	3	5505.7	7	90	1896	1892
		1.531968				
3	2	5505.7	7	80	1932	
		1.921469				
4	3	5505.7	7	85	1324	1681
		3.285242				
5	1	5505.7	7	80		
		3.863626				
6	3	5505.7	7	70	1198	1027
		4.668437				





7	2	5505.7	7	55	1256	
		5.692409				
8	2	5505.7	7	85	1689	
		6.905485				
9	1	5505.7	7	55		
		8.095232				
10	1	5505.7	7	60		
		8.823034				
11	3	5505.7	7	60	1480	1872
		9.616464				
12	2	5505.7	7	100	1215	
		10.901277				
13	3	5505.7	7	70	1850	1257
		11.253638				

USA Bin 5 Trial #27

Burst #	Pulses	Frequency (MHz)	Chirp (MHz)	PW (uS)	Inter-pulse spacing (uS)	Inter-pulse spacing (uS)
1	2	5503.3	13	80	1661	
		0.564627				
2	1	5503.3	13	75		
		0.913655				
3	3	5503.3	13	75	1961	1740
		1.331688				
4	2	5503.3	13	50	1106	
		2.221662				
5	3	5503.3	13	100	1931	1709
		2.908934				
6	1	5503.3	13	80		
		3.278696				
7	1	5503.3	13	65		
		3.818188				
8	3	5503.3	13	60	1248	1791
		4.511015				
9	1	5503.3	13	80		
		5.037392				
10	3	5503.3	13	95	1196	1195
		5.620116				
11	1	5503.3	13	50		
		6.089781				
12	3	5503.3	13	85	1699	1410
		7.114468				
13	2	5503.3	13	60	1661	
		7.760138				
14	3	5503.3	13	55	1114	1540
		7.858455				
15	3	5503.3	13	60	1301	1842
		8.449588				
16	3	5503.3	13	90	1898	1040
		9.257805				
17	1	5503.3	13	60		
		9.929058				
18	2	5503.3	13	75	1281	
		10.308097				
19	3	5503.3	13	80	1550	1511
		11.159091				
20	1	5503.3	13	90		
		11.44422				

USA Bin 5 Trial #28

Burst #	Pulses	Frequency (MHz)	Chirp (MHz)	PW (uS)	Inter-pulse spacing (uS)	Inter-pulse spacing (uS)
1	3	5504.5	10	65	1135	1240
		0.060637				



2	2	5504.5	10	55	1425	
		1.200589				
3	2	5504.5	10	85	1419	
		1.938272				
4	2	5504.5	10	55	1149	
		2.208317				
5	3	5504.5	10	65	1382	1664
		3.120892				
6	3	5504.5	10	75	1533	1129
		3.854063				
7	3	5504.5	10	55	1386	1054
		4.475108				
8	2	5504.5	10	95	1822	
		5.324572				
9	2	5504.5	10	95	1996	6.08462
10	2	5504.5	10	85	1133	
		7.001185				
11	2	5504.5	10	65	1630	
		7.335523				
12	3	5504.5	10	60	1969	1762
		8.388507				
13	2	5504.5	10	95	1080	
		9.072777				
14	3	5504.5	10	75	1921	1369
		9.781956				
15	1	5504.5	10	95		
		10.158278				
16	1	5504.5	10	85		
		11.074762				
17	1	5504.5	10	70		
		11.371735				

USA Bin 5 Trial #29

Burst #	Pulses	Frequency (MHz)	Chirp (MHz)	PW (uS)	Inter-pulse spacing (uS)	Inter-pulse spacing (uS)
1	3	5503.3	13	50	1888	1618
		0.242808				
2	1	5503.3	13	55		
		1.151507				
3	2	5503.3	13	100	1566	
		1.686264				
4	3	5503.3	13	100	1344	1652
		2.544849				
5	2	5503.3	13	65	1910	
		2.778809				
6	3	5503.3	13	55	1851	1406
7	1	5503.3	13	100		3.6575
		4.479003				
8	1	5503.3	13	55		
		5.049422				
9	3	5503.3	13	60	1587	1028
		5.855437				
10	2	5503.3	13	80	1613	
		6.197429				
11	2	5503.3	13	95	1923	
		6.731922				
12	3	5503.3	13	50	1137	1546
		7.581273				
13	3	5503.3	13	85	1189	1065
		8.445823				
14	3	5503.3	13	55	1850	1886
		9.151001				



15	3	5503.3	13	100	1197	1287
		9.566604				
16	1	5503.3	13	50		
		10.290877				
17	2	5503.3	13	50	1141	
		11.293512				
18	3	5503.3	13	95	1020	1075
		11.780568				
USA Bin 5 Trial #30						
Burst #	Pulses	Frequency (MHz)	Chirp (MHz)		PW (uS)	Inter-pulse spacing (uS)
		Pulse Start (S)				Inter-pulse spacing (uS)
1	2	5496.3	12	80		1812
		0.362634				
2	1	5496.3	12	70		
		0.674689				
3	1	5496.3	12	75		
		1.435634				
4	1	5496.3	12	65		
		2.098304				
5	2	5496.3	12	75		1725
		2.599167				
6	2	5496.3	12	55		1220
		3.371616				
7	1	5496.3	12	80		
		3.937407				
8	2	5496.3	12	90		1683
		4.964664				
9	2	5496.3	12	85		1885
		5.287461				
10	1	5496.3	12	90		
		5.936552				
11	2	5496.3	12	90		1085
		6.402385				
12	2	5496.3	12	85		1595
		7.323662				
13	2	5496.3	12	85		1879
		7.713119				
14	2	5496.3	12	60		1125
		8.472074				
15	2	5496.3	12	65		1968
		8.948455				
16	2	5496.3	12	60		1513
		9.524601				
17	2	5496.3	12	100		1335
		10.61421				
18	3	5496.3	12	100		1336
		11.049943				1227
19	2	5496.3	12	50		1377
		11.649123				



\*See the Bin6 Radar Characteristics at the end of this report.

**USA Frequency Hopping Radar Statistical Performance**

Trial #	Name	1=Detection 0=No Detection	Detection Percentage	Limit
1	USA Bin 6 Radar Test 1	1	90.0%	70.0%
2	USA Bin 6 Radar Test 2	1		
3	USA Bin 6 Radar Test 3	1		
4	USA Bin 6 Radar Test 4	1		
5	USA Bin 6 Radar Test 5	1		
6	USA Bin 6 Radar Test 6	1		
7	USA Bin 6 Radar Test 7	0		
8	USA Bin 6 Radar Test 8	1		
9	USA Bin 6 Radar Test 9	1		
10	USA Bin 6 Radar Test 10	1		
11	USA Bin 6 Radar Test 11	0		
12	USA Bin 6 Radar Test 12	1		
13	USA Bin 6 Radar Test 13	1		
14	USA Bin 6 Radar Test 14	0		
15	USA Bin 6 Radar Test 15	1		
16	USA Bin 6 Radar Test 16	1		
17	USA Bin 6 Radar Test 17	1		
18	USA Bin 6 Radar Test 18	1		
19	USA Bin 6 Radar Test 19	1		
20	USA Bin 6 Radar Test 20	1		
21	USA Bin 6 Radar Test 21	1		
22	USA Bin 6 Radar Test 22	1		
23	USA Bin 6 Radar Test 23	1		
24	USA Bin 6 Radar Test 24	1		
25	USA Bin 6 Radar Test 25	1		
26	USA Bin 6 Radar Test 26	1		
27	USA Bin 6 Radar Test 27	1		
28	USA Bin 6 Radar Test 28	1		
29	USA Bin 6 Radar Test 29	1		
30	USA Bin 6 Radar Test 30	1		



## USA Frequency Hopping Trial #1

Hop #	Freq (GHz)	Pulse Start (mS)
9	5493	27
46	5492	138
64	5498	192
97	5505	291

## USA Frequency Hopping Trial #2

Hop #	Freq (GHz)	Pulse Start (mS)
31	5502	93
45	5501	135
71	5499	213
73	5492	219
87	5507	261

## USA Frequency Hopping Trial #3

Hop #	Freq (GHz)	Pulse Start (mS)
5	5501	15
9	5502	27
20	5506	60
49	5504	147
62	5503	186

## USA Frequency Hopping Trial #4

Hop #	Freq (GHz)	Pulse Start (mS)
34	5508	102
69	5503	207
92	5502	276
96	5493	288

## USA Frequency Hopping Trial #5

Hop #	Freq (GHz)	Pulse Start (mS)
6	5496	18
28	5501	84
29	5495	87
69	5508	207
90	5500	270

## USA Frequency Hopping Trial #6

Hop #	Freq (GHz)	Pulse Start (mS)
18	5498	54

## USA Frequency Hopping Trial #7

Hop #	Freq (GHz)	Pulse Start (mS)
27	5500	81
43	5504	129

## USA Frequency Hopping Trial #8

Hop #	Freq (GHz)	Pulse Start (mS)
3	5493	9
79	5500	237
81	5501	243
84	5492	252

## USA Frequency Hopping Trial #9

Hop #	Freq (GHz)	Pulse Start (mS)
8	5492	24

44 5502 132  
54 5506 162  
70 5503 210  
85 5507 255

## USA Frequency Hopping Trial #10

Hop #	Freq (GHz)	Pulse Start (mS)
7	5496	21
13	5500	39
22	5502	66
71	5503	213
74	5505	222

## USA Frequency Hopping Trial #11

Hop #	Freq (GHz)	Pulse Start (mS)
44	5502	132
73	5499	219
78	5498	234

## USA Frequency Hopping Trial #12

Hop #	Freq (GHz)	Pulse Start (mS)
12	5501	36
14	5504	42
73	5507	219
76	5508	228

## USA Frequency Hopping Trial #13

Hop #	Freq (GHz)	Pulse Start (mS)
6	5502	18
74	5499	222
94	5501	282

## USA Frequency Hopping Trial #14

Hop #	Freq (GHz)	Pulse Start (mS)
14	5508	42
18	5501	54

## USA Frequency Hopping Trial #15

Hop #	Freq (GHz)	Pulse Start (mS)
90	5493	270

## USA Frequency Hopping Trial #16

Hop #	Freq (GHz)	Pulse Start (mS)
3	5498	9
10	5493	30
28	5507	84
33	5494	99

## USA Frequency Hopping Trial #17

Hop #	Freq (GHz)	Pulse Start (mS)
7	5493	21
23	5498	69
47	5496	141
70	5500	210
87	5501	261
88	5507	264

## USA Frequency Hopping Trial #18



Hop #	Freq (GHz)	Pulse Start (mS)
0	5503	0
43	5499	129
68	5508	204
88	5507	264

## USA Frequency Hopping Trial #19

Hop #	Freq (GHz)	Pulse Start (mS)
14	5498	42
24	5492	72
82	5494	246
86	5496	258
97	5507	291

## USA Frequency Hopping Trial #20

Hop #	Freq (GHz)	Pulse Start (mS)
3	5505	9
40	5502	120
45	5503	135

## USA Frequency Hopping Trial #21

Hop #	Freq (GHz)	Pulse Start (mS)
12	5498	36
54	5508	162
58	5506	174

## USA Frequency Hopping Trial #22

Hop #	Freq (GHz)	Pulse Start (mS)
16	5500	48
38	5505	114
48	5508	144
69	5506	207
71	5494	213
95	5496	285

## USA Frequency Hopping Trial #23

Hop #	Freq (GHz)	Pulse Start (mS)
0	5500	0
67	5506	201

## USA Frequency Hopping Trial #24

Hop #	Freq (GHz)	Pulse Start (mS)
38	5506	114
45	5498	135
78	5501	234

## USA Frequency Hopping Trial #25

Hop #	Freq (GHz)	Pulse Start (mS)
59	5492	177

## USA Frequency Hopping Trial #26

Hop #	Freq (GHz)	Pulse Start (mS)
17	5502	51
44	5499	132

## USA Frequency Hopping Trial #27

Hop #	Freq (GHz)	Pulse Start (mS)
21	5501	63



48 5492 144  
62 5507 186  
94 5500 282

USA Frequency Hopping Trial #28

Hop #	Freq (GHz)	Pulse Start (mS)
3	5503	9
17	5502	51
18	5508	54
38	5498	114
91	5500	273

USA Frequency Hopping Trial #29

Hop #	Freq (GHz)	Pulse Start (mS)
17	5506	51
44	5500	132
90	5493	270

USA Frequency Hopping Trial #30

Hop #	Freq (GHz)	Pulse Start (mS)
19	5495	57
49	5496	147
87	5502	261





### Appendix C: List of Test Equipment Used to perform the test

Equip#	Manufacturer/ Model	Description	Last Cal	Next Due
CIS-54303	Keysight / N5182B	MXG Signal Generator	09-Mar-15	09-Mar-16
CIS-49514	National Instruments /PXI-1042	DFS Automation System	Cal before Use	Cal before Use
	National Instruments /PXI-5422	16-Bit 200MS/s AWG	Cal before Use	Cal before Use
	National Instruments /PXI-5422	16-Bit 200MS/s AWG	Cal before Use	Cal before Use
	National Instruments /PXI-2796	40GHz Dual 6x1 Multiplex	Cal before Use	Cal before Use
CIS050721	N9030A Keysight	PXA Signal Analyzer	13-Apr-15	13-Apr-16
CIS054662	SF18-S1S1-36 MegaPhase	SMA 36" cable	24-Jun-15	24-Jun-16
CIS054661	BWS30-W2 Aeroflex	SMA 30dB Attenuator	24-Jun-15	24-Jun-16
CIS054660	BWS20-W2 Aeroflex	SMA 20dB Attenuator	24-Jun-15	24-Jun-16
CIS054659	PS4-09-452/4S Pulsar	Splitter	24-Jun-15	24-Jun-16
CIS054657	ZFSC-2-10G Mini-Circuits	Splitter	24-Jun-15	24-Jun-16
CIS054678	RA08-S1S1-12 MegaPhase	SMA 12" Cable	24-Jun-15	24-Jun-16
CIS054668	RA08-S1S1-18 MegaPhase	SMA 18" Cable	24-Jun-15	24-Jun-16
CIS054667	RA08-S1S1-18 MegaPhase	SMA 18" Cable	24-Jun-15	24-Jun-16
CIS054665	RA08-S1S1-24 MegaPhase	SMA 24" Cable	24-Jun-15	24-Jun-16
CIS054663	F120-S1S1-48 MegaPhase	SMA 48" Cable	24-Jun-15	24-Jun-16
CIS054686	NI PXI-2796 National Instruments	Plug-in switch module	6-Oct-15	6-Oct-16
CIS-49514	National Instruments /PXI-1042	DFS Automation System	Cal before Use	Cal before Use
CIS-49514	National Instruments /PXI-5422	16-Bit 200MS/s AWG	Cal before Use	Cal before Use
CIS-49514	National Instruments /PXI-5422	16-Bit 200MS/s AWG	Cal before Use	Cal before Use
CIS054658	D3C2060 Ditom	Circulator	20-Oct-15	20-Oct-16

**END**