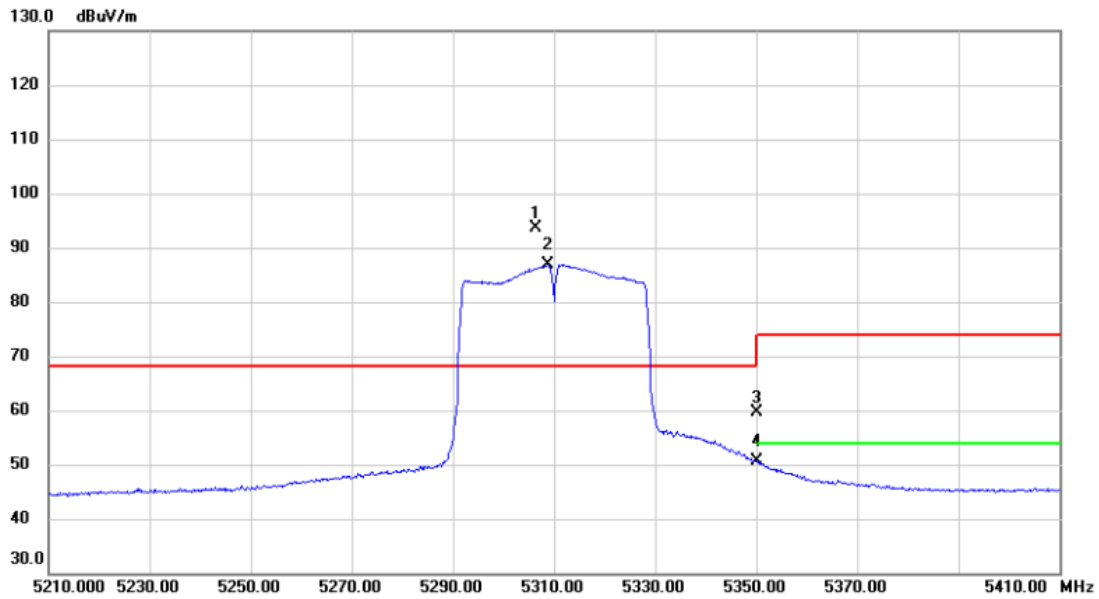


Test Mode	UNII-2A_TX AC(VHT40) Mode 5310 MHz	Polarization	Vertical
-----------	------------------------------------	--------------	----------

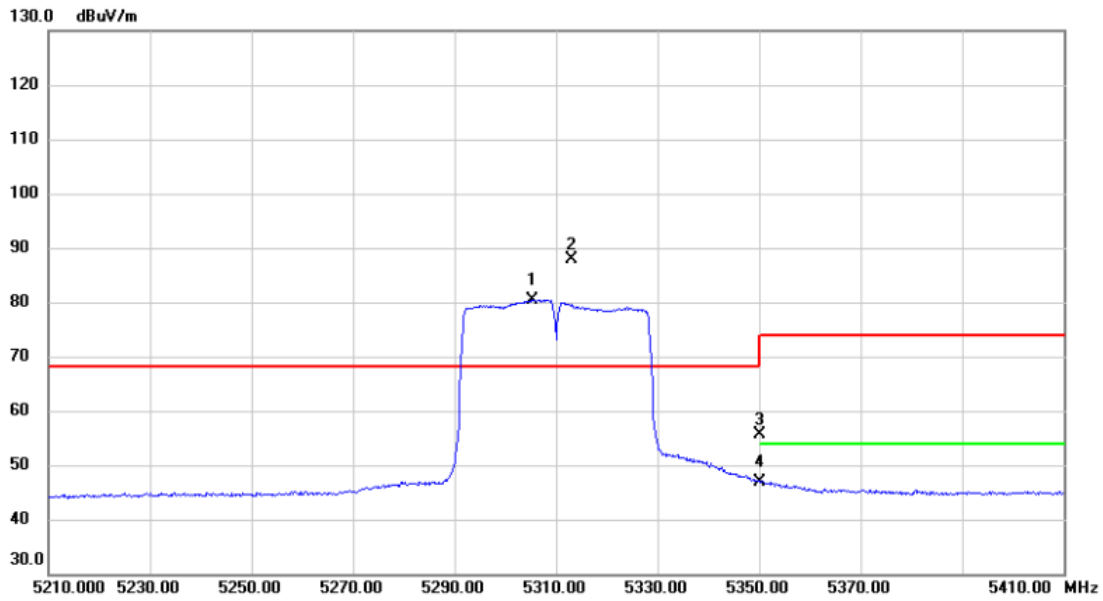


No.	Mk.	Freq. MHz	Reading Level dBuV	Correct Factor dB	Measure- ment dBuV/m	Limit dBuV/m	Margin dB	Detector	Comment
1	*	5306.400	53.12	40.51	93.63	68.20	25.43	peak	No Limit
2	X	5308.800	46.41	40.52	86.93	68.20	18.73	AVG	No Limit
3		5350.000	19.02	40.59	59.61	74.00	-14.39	peak	
4		5350.000	10.11	40.59	50.70	54.00	-3.30	AVG	

REMARKS:

- (1) Measurement Value = Reading Level + Correct Factor.
- (2) Margin Level = Measurement Value - Limit Value.

Test Mode	UNII-2A_TX AC(VHT40) Mode 5310 MHz	Polarization	Horizontal
-----------	------------------------------------	--------------	------------

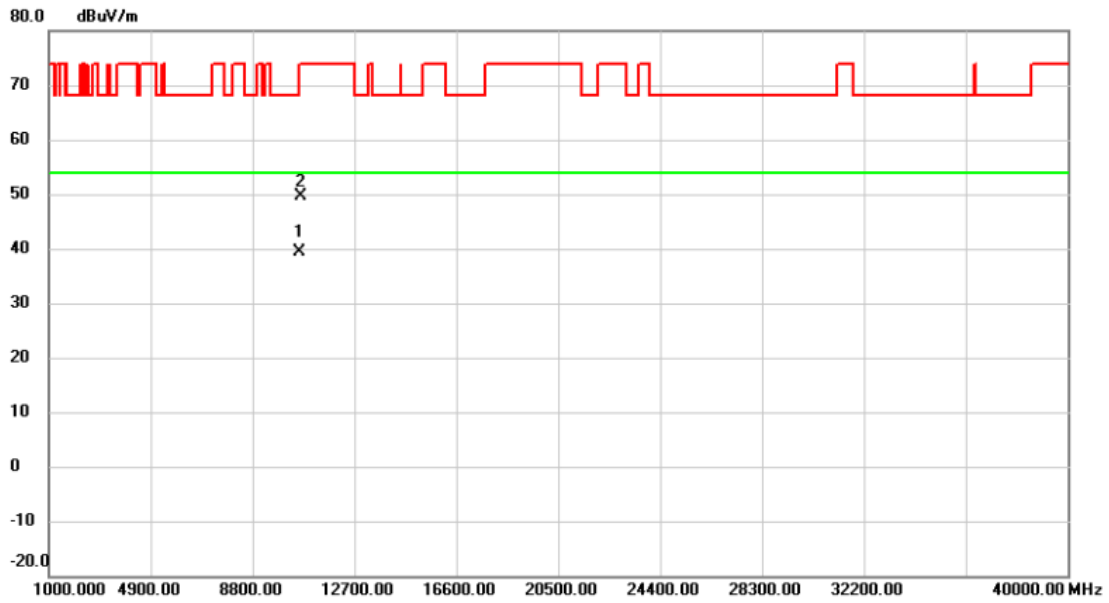


No.	Mk.	Freq. MHz	Reading Level dBuV	Correct Factor dB	Measure- ment dBuV/m	Limit dBuV/m	Margin dB	Detector	Comment
1	X	5305.400	39.95	40.51	80.46	68.20	12.26	AVG	No Limit
2	*	5313.000	47.30	40.53	87.83	68.20	19.63	peak	No Limit
3		5350.000	15.08	40.59	55.67	74.00	-18.33	peak	
4		5350.000	6.41	40.59	47.00	54.00	-7.00	AVG	

REMARKS:

- (1) Measurement Value = Reading Level + Correct Factor.
- (2) Margin Level = Measurement Value - Limit Value.

Test Mode	UNII-2A_TX AC(VHT40) Mode 5310 MHz	Polarization	Horizontal
-----------	------------------------------------	--------------	------------

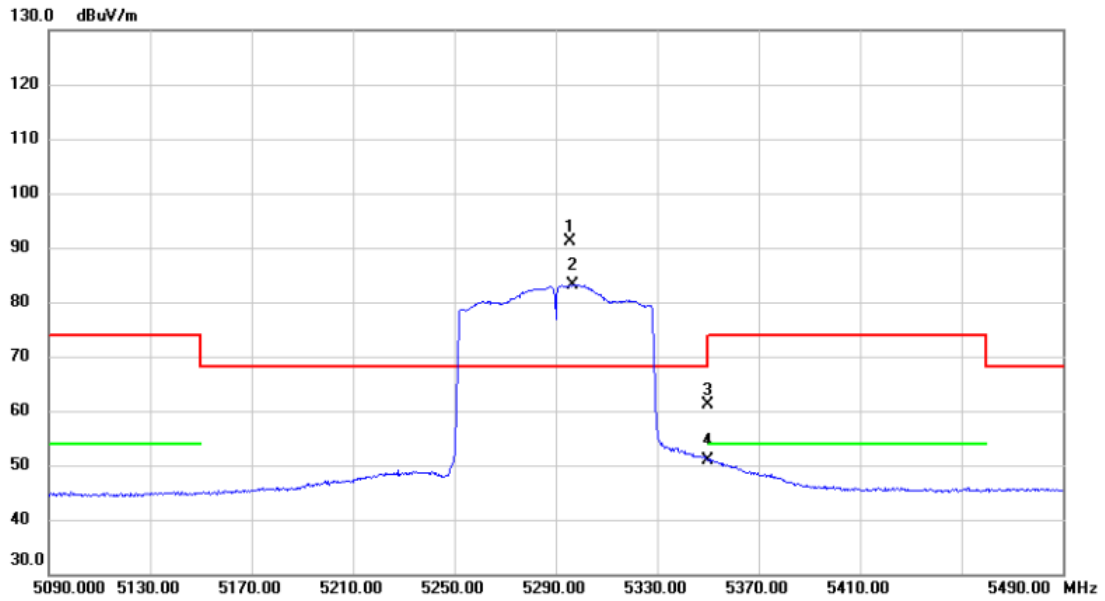


No.	Mk.	Freq.	Reading Level	Correct Factor	Measurement	Limit	Margin	Detector	Comment
		MHz	dBuV	dB	dBuV/m	dBuV/m	dB		
1	*	10615.490	41.10	-1.66	39.44	54.00	-14.56	AVG	
2		10623.100	51.20	-1.64	49.56	74.00	-24.44	peak	

REMARKS:

- (1) Measurement Value = Reading Level + Correct Factor.
- (2) Margin Level = Measurement Value - Limit Value.

Test Mode	UNII-2A_TX AC(VHT80) Mode 5290 MHz	Polarization	Vertical
-----------	------------------------------------	--------------	----------

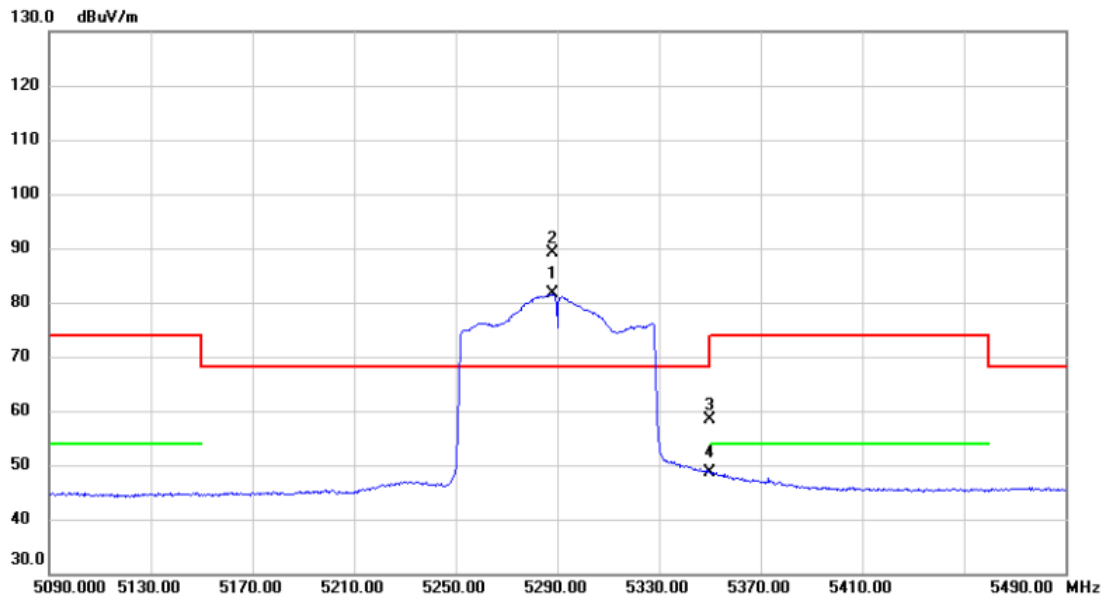


No. Mk.	Freq. MHz	Reading Level dBuV	Correct Factor dB	Measurement dBuV/m	Limit dBuV/m	Margin dB	Detector	Comment
1 *	5295.600	50.63	40.50	91.13	68.20	22.93	peak	No Limit
2 X	5296.800	42.71	40.50	83.21	68.20	15.01	AVG	No Limit
3	5350.000	20.56	40.59	61.15	74.00	-12.85	peak	
4	5350.000	10.35	40.59	50.94	54.00	-3.06	AVG	

REMARKS:

- (1) Measurement Value = Reading Level + Correct Factor.
- (2) Margin Level = Measurement Value - Limit Value.

Test Mode	UNII-2A_TX AC(VHT80) Mode 5290 MHz	Polarization	Horizontal
-----------	------------------------------------	--------------	------------

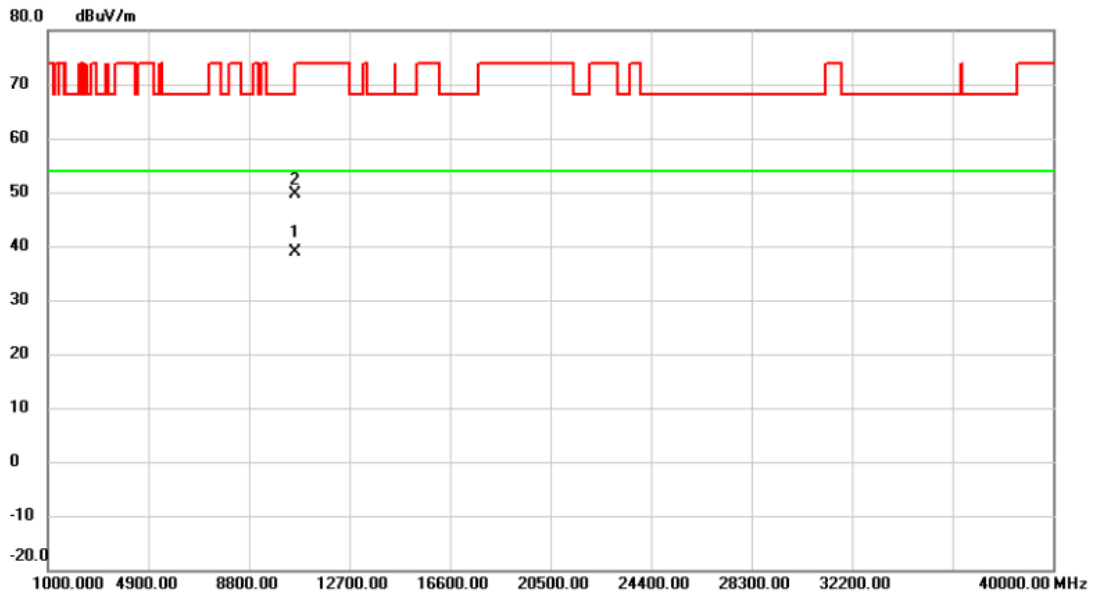


No.	Mk.	Freq. MHz	Reading Level dBuV	Correct Factor dB	Measure- ment dBuV/m	Limit dBuV/m	Margin dB	Detector	Comment
1	X	5288.000	41.03	40.48	81.51	68.20	13.31	AVG	No Limit
2	*	5288.400	48.73	40.48	89.21	68.20	21.01	peak	No Limit
3		5350.000	17.81	40.59	58.40	74.00	-15.60	peak	
4		5350.000	7.96	40.59	48.55	54.00	-5.45	AVG	

REMARKS:

- (1) Measurement Value = Reading Level + Correct Factor.
- (2) Margin Level = Measurement Value - Limit Value.

Test Mode	UNII-2A_TX AC(VHT80) Mode 5290 MHz	Polarization	Horizontal
-----------	------------------------------------	--------------	------------

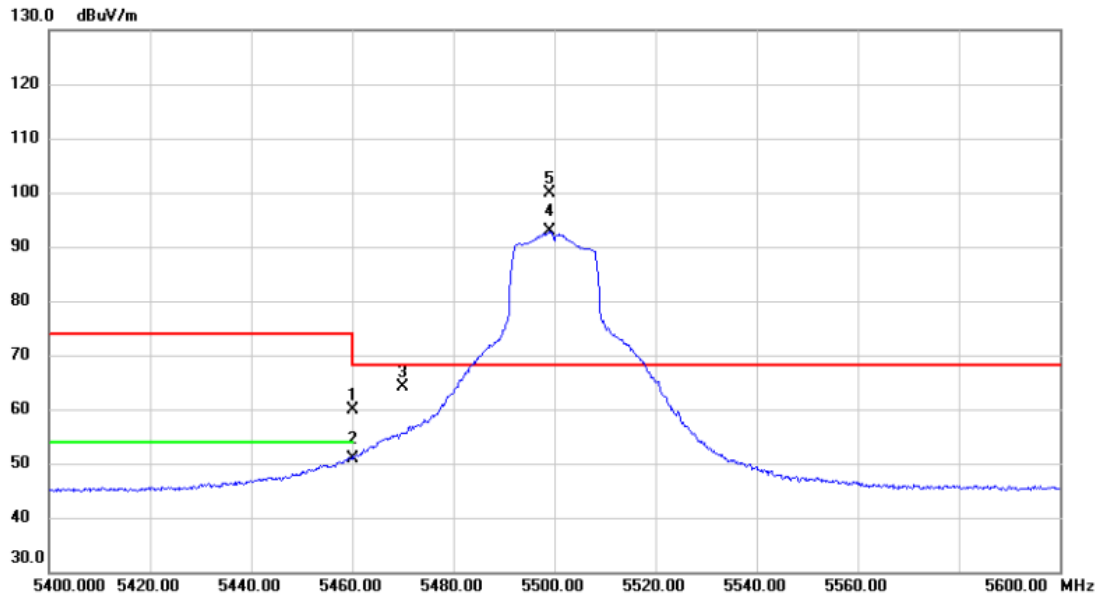


No.	Mk.	Freq. MHz	Reading Level dBuV	Correct Factor dB	Measure- ment dBuV/m	Limit dBuV/m	Margin dB	Detector	Comment
1	*	10580.240	40.54	-1.73	38.81	54.00	-15.19	AVG	
2		10580.550	51.29	-1.73	49.56	68.20	-18.64	peak	

REMARKS:

- (1) Measurement Value = Reading Level + Correct Factor.
- (2) Margin Level = Measurement Value - Limit Value.

Test Mode	UNII-2C_TX A Mode 5500 MHz	Polarization	Vertical
-----------	----------------------------	--------------	----------

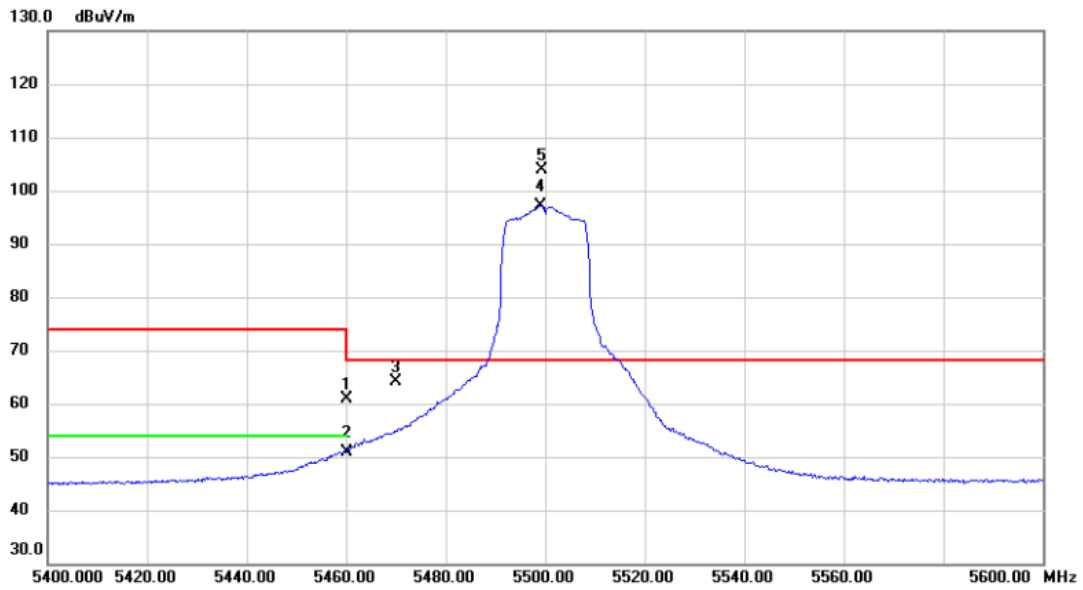


No. Mk.	Freq. MHz	Reading Level dBuV	Correct Factor dB	Measurement dBuV/m	Limit dBuV/m	Margin dB	Detector	Comment
1	5460.000	19.16	40.80	59.96	74.00	-14.04	peak	
2	5460.000	10.19	40.80	50.99	54.00	-3.01	AVG	
3	5470.000	23.21	40.82	64.03	68.20	-4.17	peak	
4 X	5499.000	51.91	40.87	92.78	68.20	24.58	AVG	No Limit
5 *	5499.200	59.03	40.87	99.90	68.20	31.70	peak	No Limit

REMARKS:

- (1) Measurement Value = Reading Level + Correct Factor.
- (2) Margin Level = Measurement Value - Limit Value.

Test Mode	UNII-2C_TX A Mode 5500 MHz	Polarization	Horizontal
-----------	----------------------------	--------------	------------

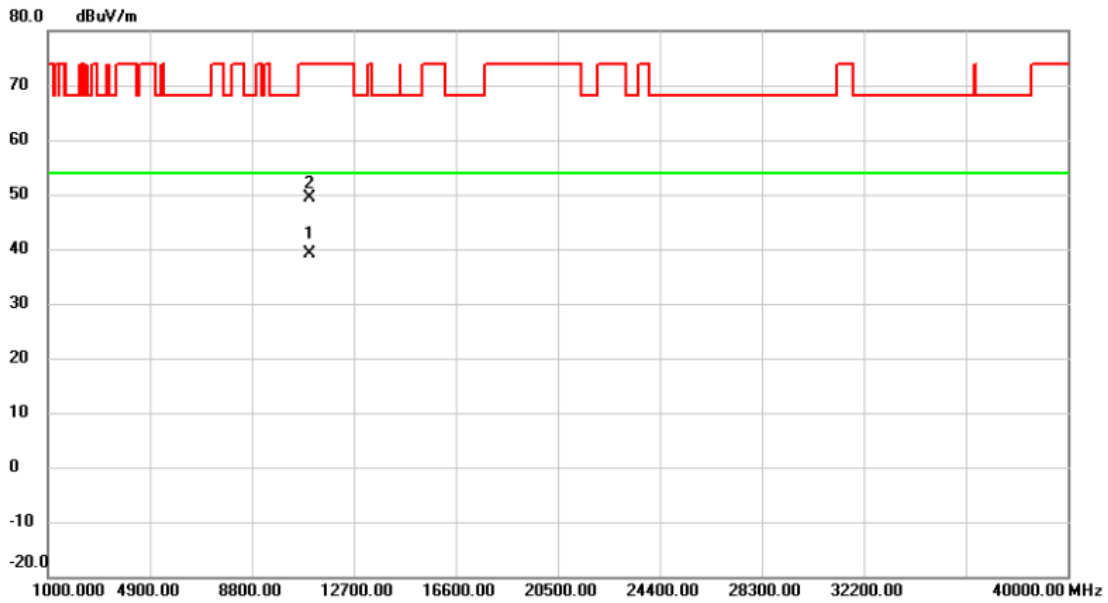


No.	Mk.	Freq. MHz	Reading Level dBuV	Correct Factor dB	Measure- ment dBuV/m	Limit dBuV/m	Margin dB	Detector	Comment
1		5460.000	20.02	40.80	60.82	74.00	-13.18	peak	
2		5460.000	10.18	40.80	50.98	54.00	-3.02	AVG	
3		5470.000	23.26	40.82	64.08	68.20	-4.12	peak	
4	X	5499.200	56.37	40.87	97.24	68.20	29.04	AVG	No Limit
5	*	5499.400	63.08	40.87	103.95	68.20	35.75	peak	No Limit

REMARKS:

- (1) Measurement Value = Reading Level + Correct Factor.
- (2) Margin Level = Measurement Value - Limit Value.

Test Mode	UNII-2C_TX A Mode 5500 MHz	Polarization	Horizontal
-----------	----------------------------	--------------	------------

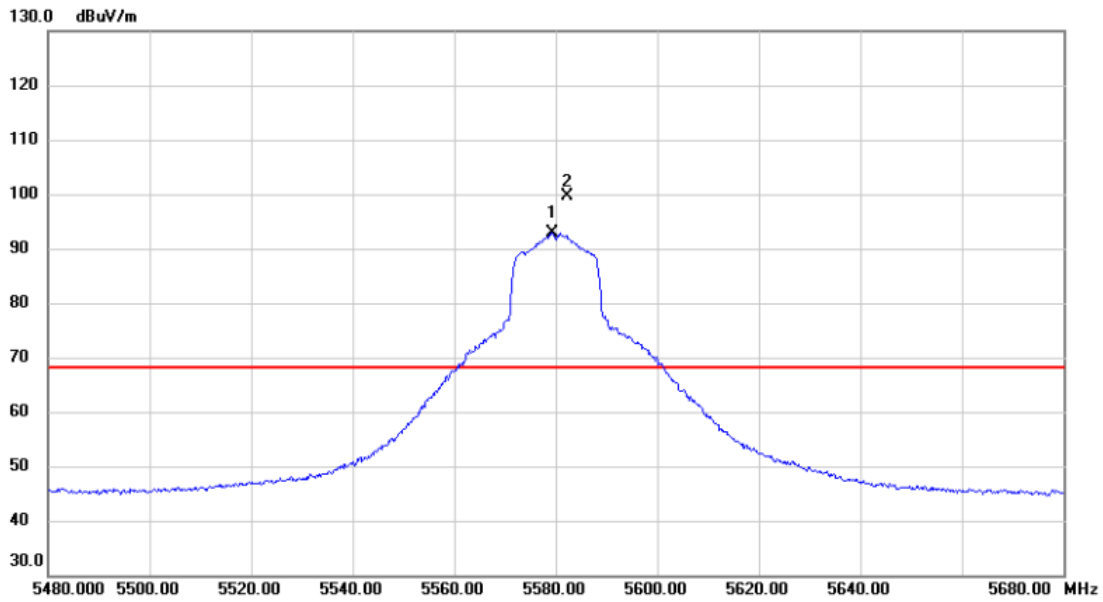


No. Mk.	Freq. MHz	Reading Level dBuV	Correct Factor dB	Measure- ment dBuV/m	Limit dBuV/m	Margin dB	Detector	Comment
1 *	10995.680	40.06	-0.84	39.22	54.00	-14.78	AVG	
2	10995.820	50.31	-0.84	49.47	74.00	-24.53	peak	

REMARKS:

- (1) Measurement Value = Reading Level + Correct Factor.
- (2) Margin Level = Measurement Value - Limit Value.

Test Mode	UNII-2C_TX A Mode 5580 MHz	Polarization	Vertical
-----------	----------------------------	--------------	----------

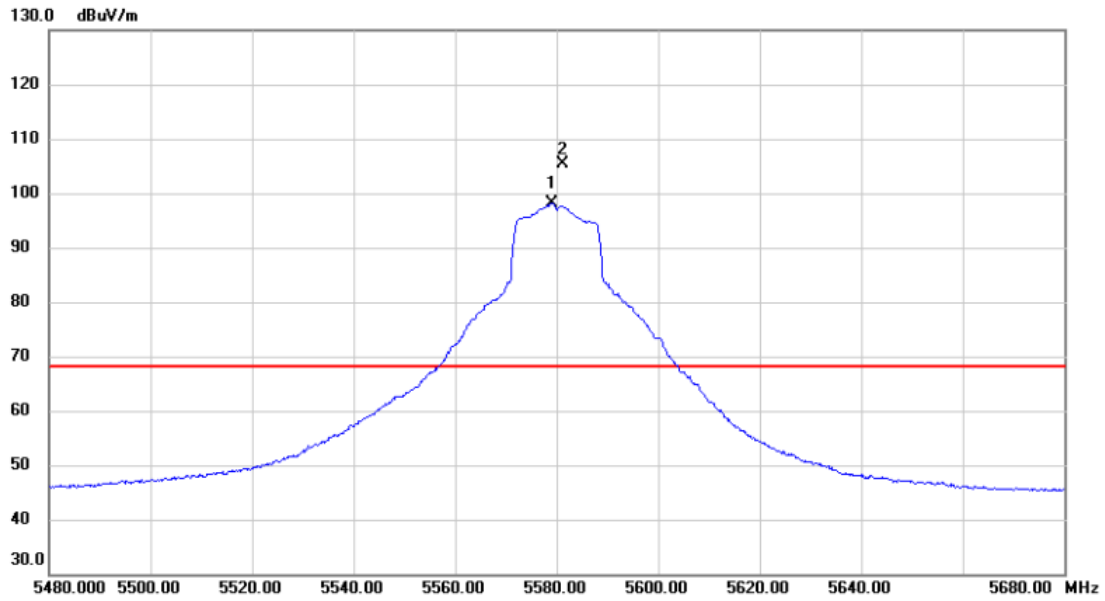


No.	Mk.	Freq. MHz	Reading Level dBuV	Correct Factor dB	Measure- ment dBuV/m	Limit dBuV/m	Margin dB	Detector	Comment
1	X	5579.400	51.73	41.08	92.81	68.20	24.61	AVG	No Limit
2	*	5582.400	58.51	41.08	99.59	68.20	31.39	peak	No Limit

REMARKS:

- (1) Measurement Value = Reading Level + Correct Factor.
- (2) Margin Level = Measurement Value - Limit Value.

Test Mode	UNII-2C_TX A Mode 5580 MHz	Polarization	Horizontal
-----------	----------------------------	--------------	------------

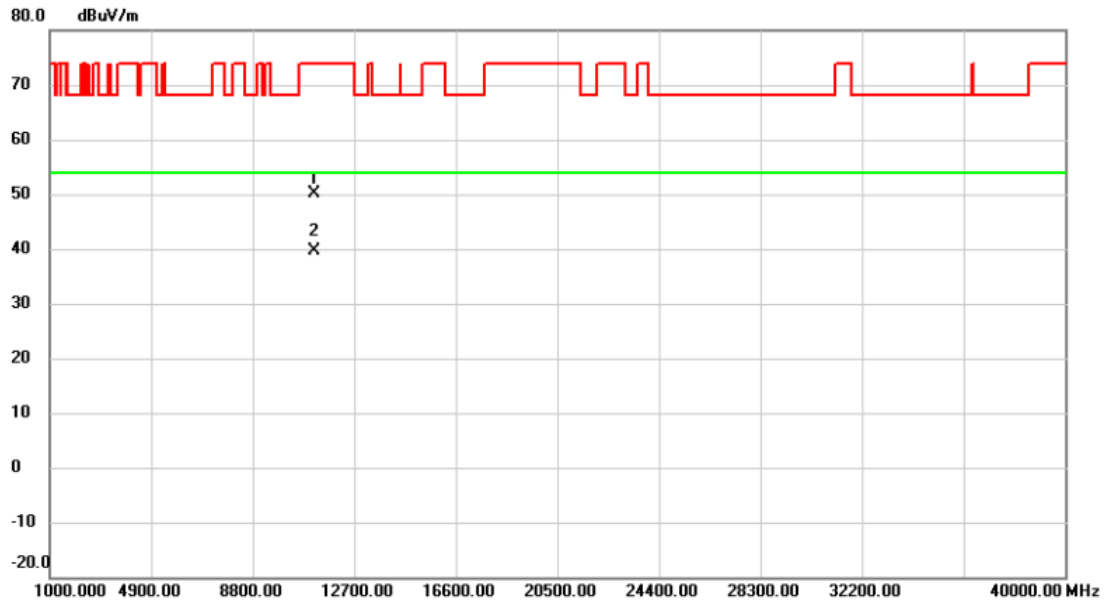


No.	Mk.	Freq. MHz	Reading Level dBuV	Correct Factor dB	Measure- ment dBuV/m	Limit dBuV/m	Margin dB	Detector	Comment
1	X	5579.000	57.04	41.07	98.11	68.20	29.91	AVG	No Limit
2	*	5581.200	64.33	41.08	105.41	68.20	37.21	peak	No Limit

REMARKS:

- (1) Measurement Value = Reading Level + Correct Factor.
- (2) Margin Level = Measurement Value - Limit Value.

Test Mode	UNII-2C_TX A Mode 5580 MHz	Polarization	Horizontal
-----------	----------------------------	--------------	------------

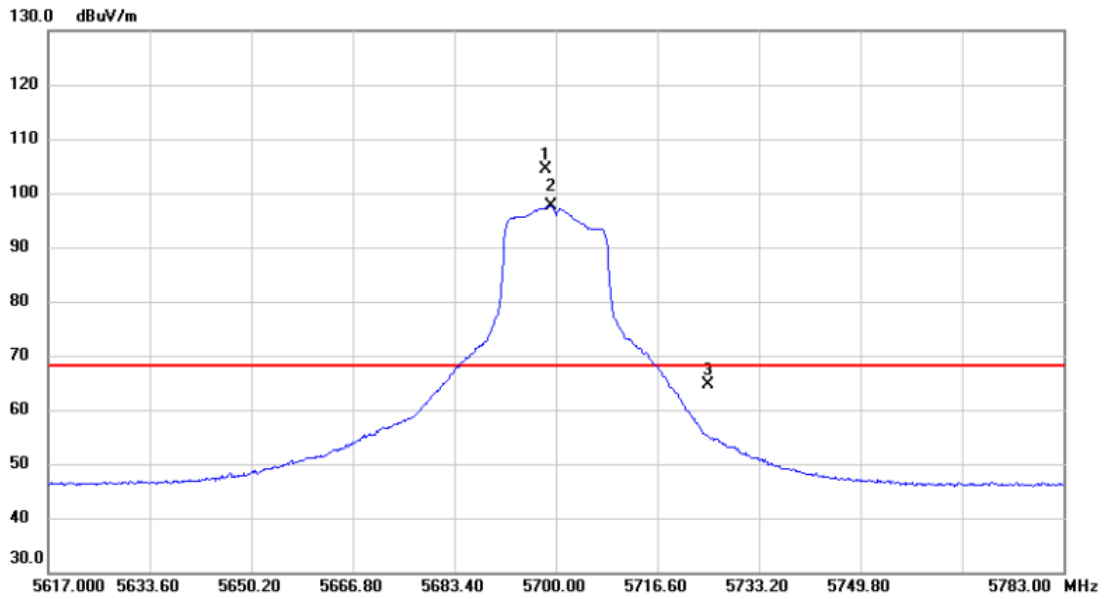


No. Mk.	Freq. MHz	Reading Level dBuV	Correct Factor dB	Measurement dBuV/m	Limit dBuV/m	Margin dB	Detector	Comment
1	11159.470	50.86	-0.82	50.04	74.00	-23.96	peak	
2 *	11164.260	40.52	-0.81	39.71	54.00	-14.29	AVG	

REMARKS:

- (1) Measurement Value = Reading Level + Correct Factor.
- (2) Margin Level = Measurement Value - Limit Value.

Test Mode	UNII-2C_TX A Mode 5700 MHz	Polarization	Vertical
-----------	----------------------------	--------------	----------

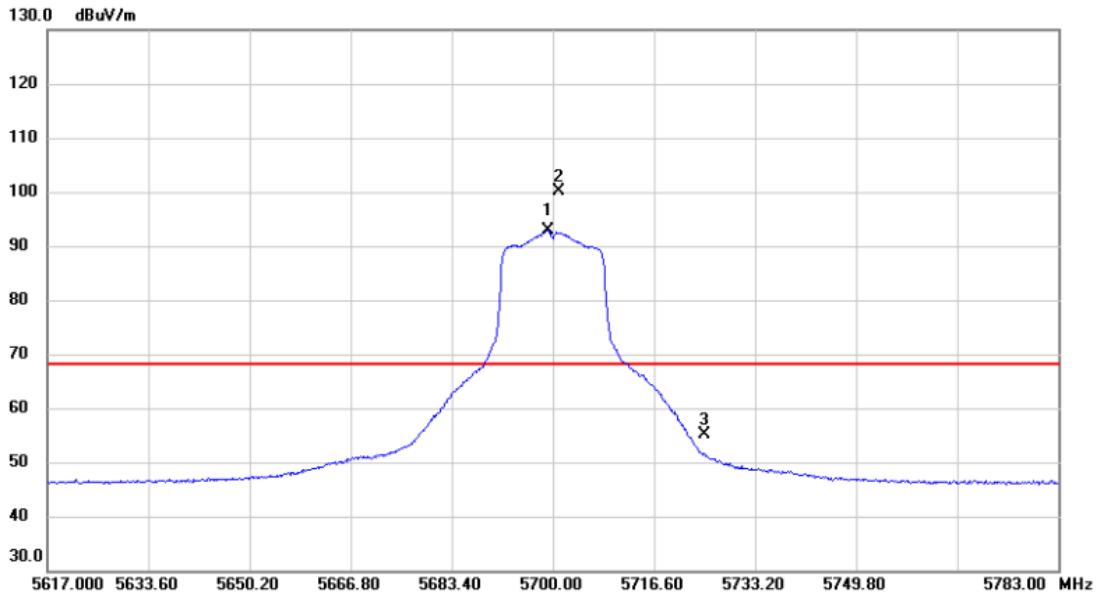


No.	Mk.	Freq. MHz	Reading Level dBuV	Correct Factor dB	Measure- ment dBuV/m	Limit dBuV/m	Margin dB	Detector	Comment
1	*	5698.340	63.00	41.37	104.37	68.20	36.17	peak	No Limit
2	X	5699.170	56.28	41.37	97.65	68.20	29.45	AVG	No Limit
3		5725.000	23.32	41.43	64.75	68.20	-3.45	peak	

REMARKS:

- (1) Measurement Value = Reading Level + Correct Factor.
- (2) Margin Level = Measurement Value - Limit Value.

Test Mode	UNII-2C_TX A Mode 5700 MHz	Polarization	Horizontal
-----------	----------------------------	--------------	------------

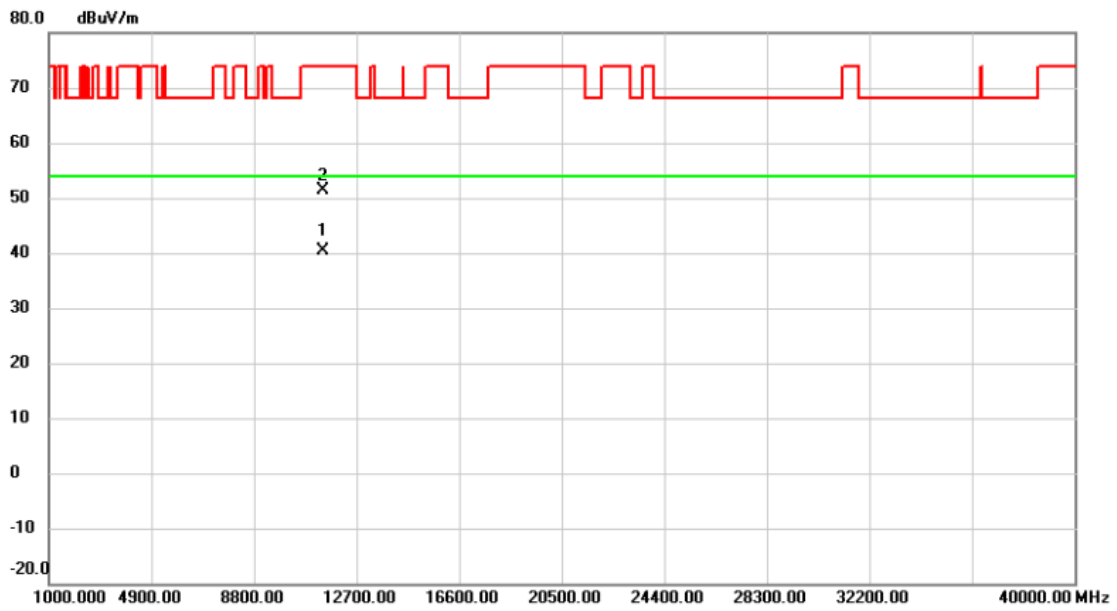


No.	Mk.	Freq. MHz	Reading Level dBuV	Correct Factor dB	Measure- ment dBuV/m	Limit dBuV/m	Margin dB	Detector	Comment
1	X	5699.170	51.50	41.37	92.87	68.20	24.67	AVG	No Limit
2	*	5700.996	58.73	41.37	100.10	68.20	31.90	peak	No Limit
3		5725.000	13.72	41.43	55.15	68.20	-13.05	peak	

REMARKS:

- (1) Measurement Value = Reading Level + Correct Factor.
- (2) Margin Level = Measurement Value - Limit Value.

Test Mode	UNII-2C_TX A Mode 5700 MHz	Polarization	Horizontal
-----------	----------------------------	--------------	------------

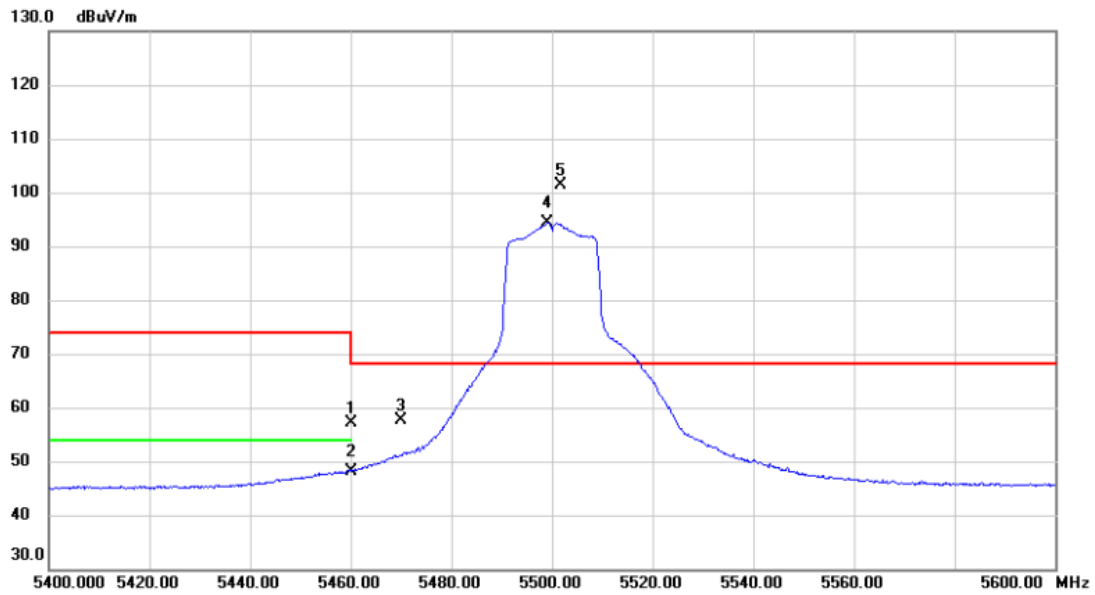


No.	Mk.	Freq. MHz	Reading Level dBuV	Correct Factor dB	Measure- ment dBuV/m	Limit dBuV/m	Margin dB	Detector	Comment
1	*	11400.270	41.20	-0.78	40.42	54.00	-13.58	AVG	
2		11402.990	52.25	-0.77	51.48	74.00	-22.52	peak	

REMARKS:

- (1) Measurement Value = Reading Level + Correct Factor.
- (2) Margin Level = Measurement Value - Limit Value.

Test Mode	UNII-2C_TX AC(VHT20) Mode 5500 MHz	Polarization	Vertical
-----------	------------------------------------	--------------	----------

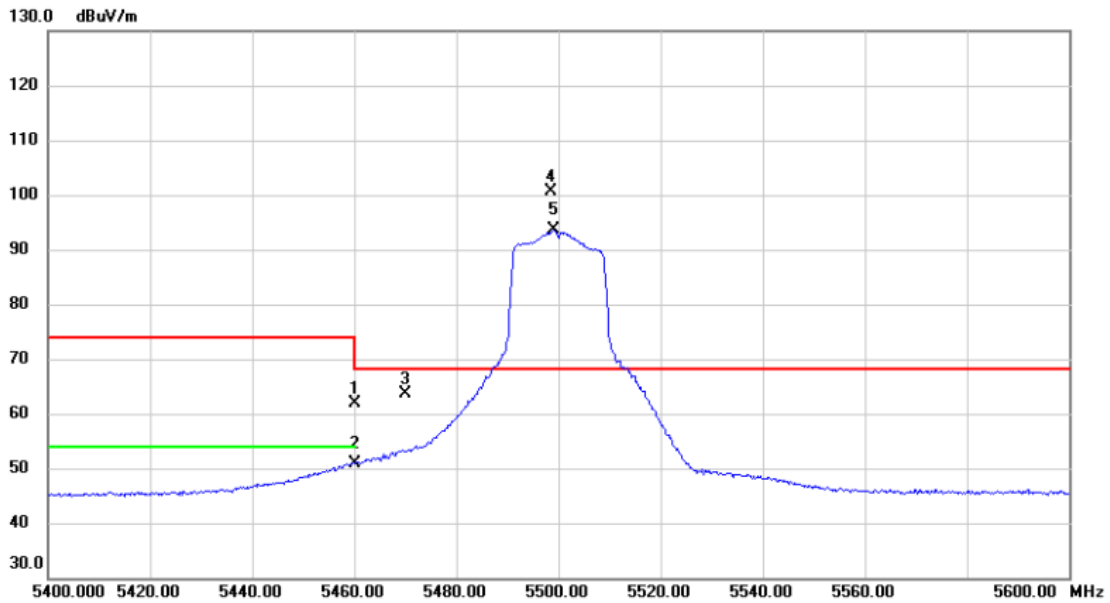


No.	Mk.	Freq. MHz	Reading Level dBuV	Correct Factor dB	Measure- ment dBuV/m	Limit dBuV/m	Margin dB	Detector	Comment
1		5460.000	16.26	40.80	57.06	74.00	-16.94	peak	
2		5460.000	7.43	40.80	48.23	54.00	-5.77	AVG	
3		5470.000	16.75	40.82	57.57	68.20	-10.63	peak	
4	X	5499.200	53.57	40.87	94.44	68.20	26.24	AVG	No Limit
5	*	5501.600	60.50	40.88	101.38	68.20	33.18	peak	No Limit

REMARKS:

- (1) Measurement Value = Reading Level + Correct Factor.
- (2) Margin Level = Measurement Value - Limit Value.

Test Mode	UNII-2C_TX AC(VHT20) Mode 5500 MHz	Polarization	Horizontal
-----------	------------------------------------	--------------	------------

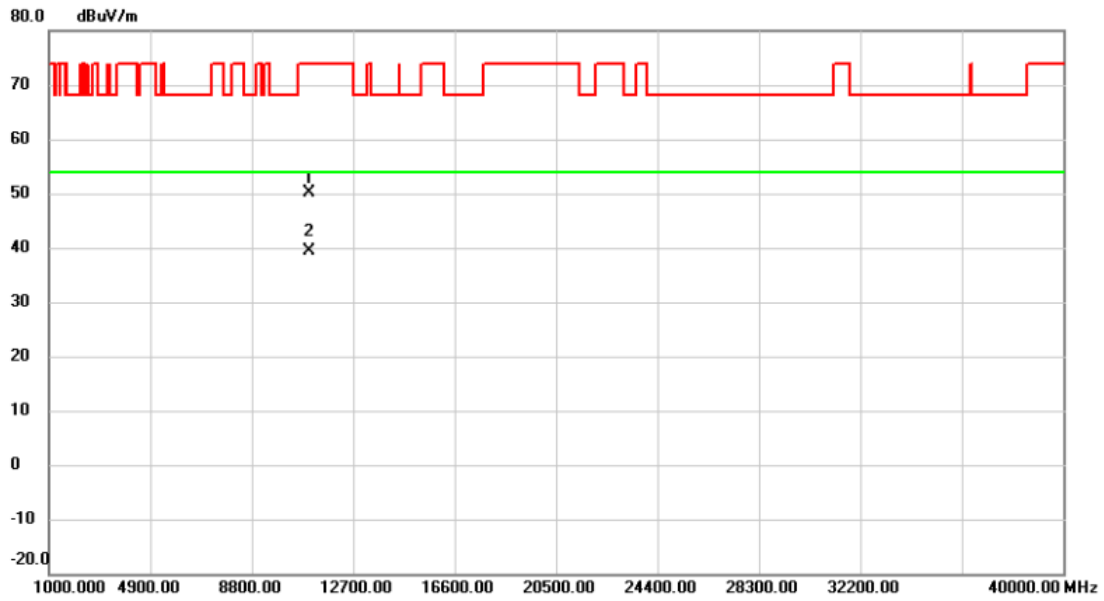


No. Mk.	Freq. MHz	Reading Level dBuV	Correct Factor dB	Measure- ment dBuV/m	Limit dBuV/m	Margin dB	Detector	Comment
1	5460.000	21.01	40.80	61.81	74.00	-12.19	peak	
2	5460.000	10.03	40.80	50.83	54.00	-3.17	AVG	
3	5470.000	22.88	40.82	63.70	68.20	-4.50	peak	
4 *	5498.600	59.73	40.87	100.60	68.20	32.40	peak	No Limit
5 X	5499.200	52.73	40.87	93.60	68.20	25.40	AVG	No Limit

REMARKS:

- (1) Measurement Value = Reading Level + Correct Factor.
- (2) Margin Level = Measurement Value - Limit Value.

Test Mode	UNII-2C_TX AC(VHT20) Mode 5500 MHz	Polarization	Horizontal
-----------	------------------------------------	--------------	------------

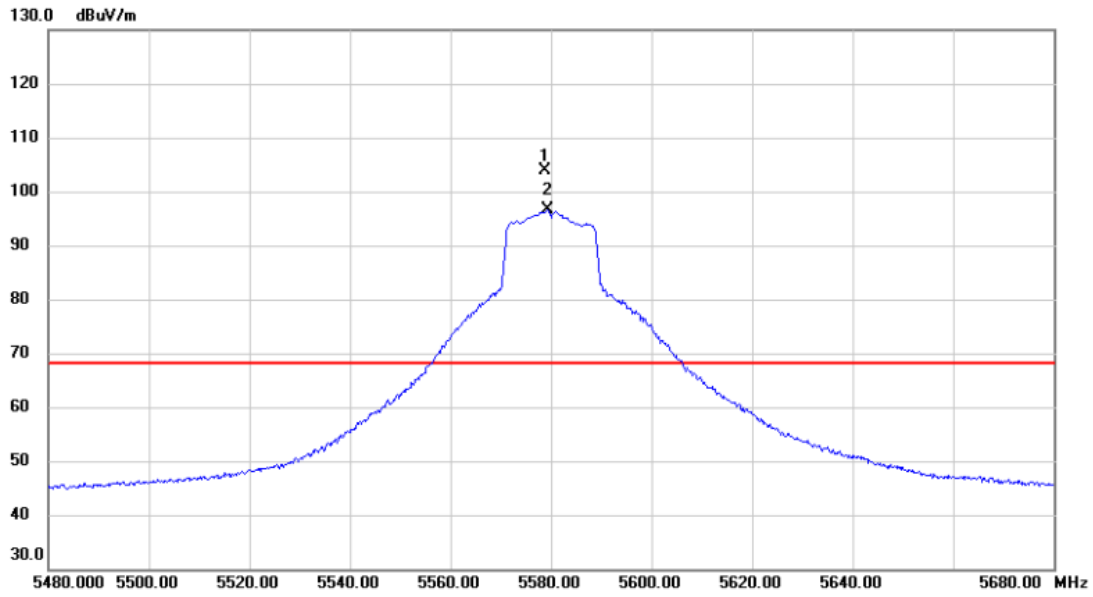


No.	Mk.	Freq. MHz	Reading Level dBuV	Correct Factor dB	Measure- ment dBuV/m	Limit dBuV/m	Margin dB	Detector	Comment
1		11000.260	50.94	-0.83	50.11	74.00	-23.89	peak	
2	*	11008.400	40.11	-0.84	39.27	54.00	-14.73	AVG	

REMARKS:

- (1) Measurement Value = Reading Level + Correct Factor.
- (2) Margin Level = Measurement Value - Limit Value.

Test Mode	UNII-2C_TX AC(VHT20) Mode 5580 MHz	Polarization	Vertical
-----------	------------------------------------	--------------	----------

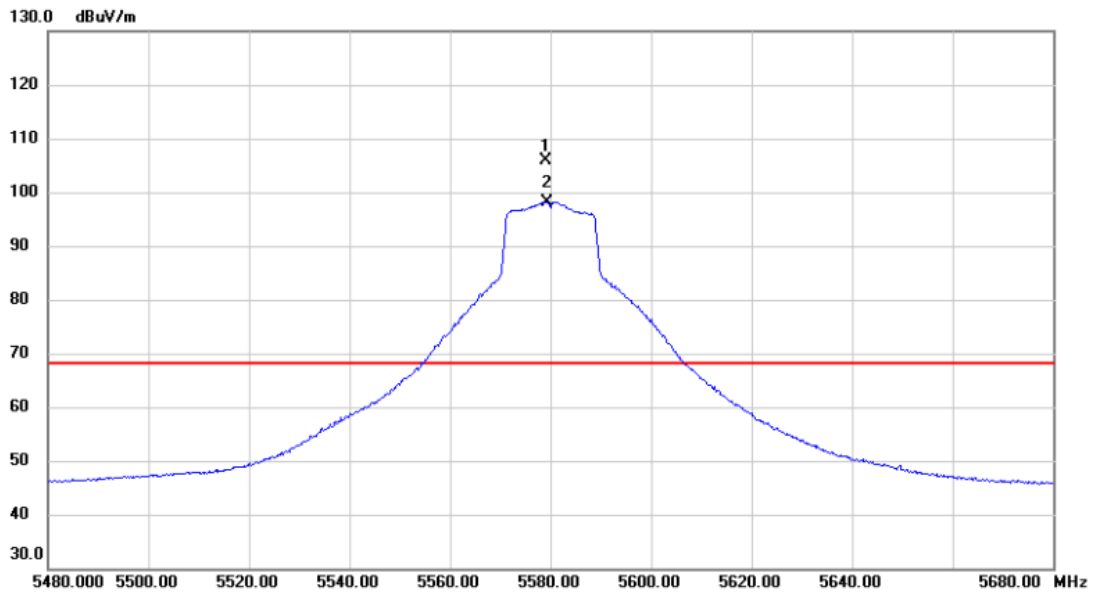


No.	Mk.	Freq. MHz	Reading Level dBuV	Correct Factor dB	Measure- ment dBuV/m	Limit dBuV/m	Margin dB	Detector	Comment
1	*	5578.800	62.89	41.07	103.96	68.20	35.76	peak	No Limit
2	X	5579.400	55.45	41.08	96.53	68.20	28.33	AVG	No Limit

REMARKS:

- (1) Measurement Value = Reading Level + Correct Factor.
- (2) Margin Level = Measurement Value - Limit Value.

Test Mode	UNII-2C_TX AC(VHT20) Mode 5580 MHz	Polarization	Horizontal
-----------	------------------------------------	--------------	------------

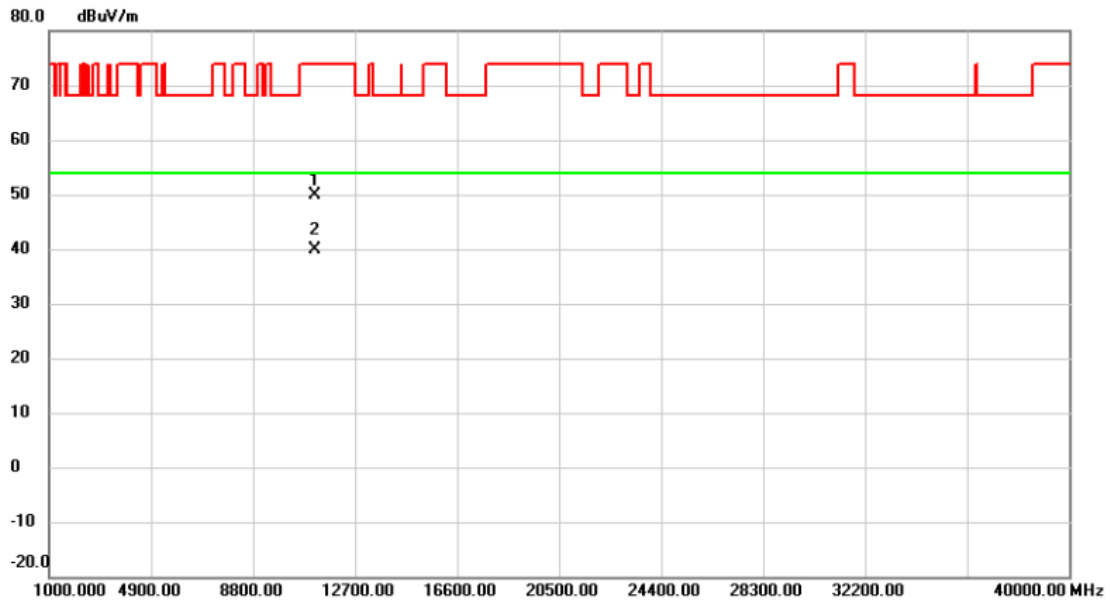


No.	Mk.	Freq. MHz	Reading Level dBuV	Correct Factor dB	Measure- ment dBuV/m	Limit dBuV/m	Margin dB	Detector	Comment
1	*	5579.200	64.72	41.08	105.80	68.20	37.60	peak	No Limit
2	X	5579.400	57.14	41.08	98.22	68.20	30.02	AVG	No Limit

REMARKS:

- (1) Measurement Value = Reading Level + Correct Factor.
- (2) Margin Level = Measurement Value - Limit Value.

Test Mode	UNII-2C_TX AC(VHT20) Mode 5580 MHz	Polarization	Horizontal
-----------	------------------------------------	--------------	------------

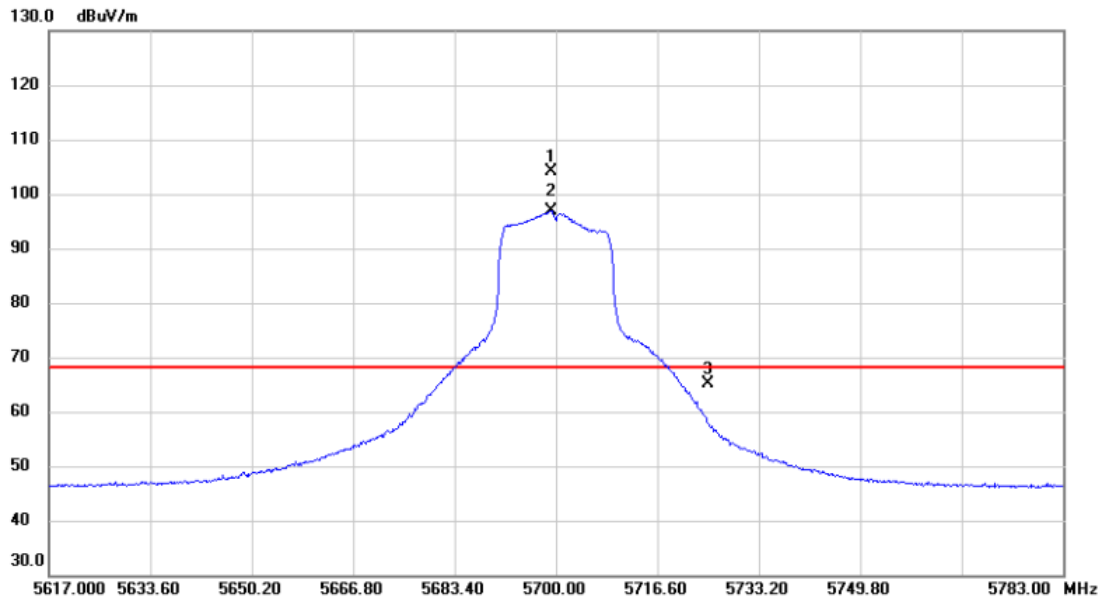


No.	Mk.	Freq. MHz	Reading Level dBuV	Correct Factor dB	Measure- ment dBuV/m	Limit dBuV/m	Margin dB	Detector	Comment
1		11155.060	50.60	-0.81	49.79	74.00	-24.21	peak	
2	*	11161.350	40.66	-0.82	39.84	54.00	-14.16	AVG	

REMARKS:

- (1) Measurement Value = Reading Level + Correct Factor.
- (2) Margin Level = Measurement Value - Limit Value.

Test Mode	UNII-2C_TX AC(VHT20) Mode 5700 MHz	Polarization	Vertical
-----------	------------------------------------	--------------	----------

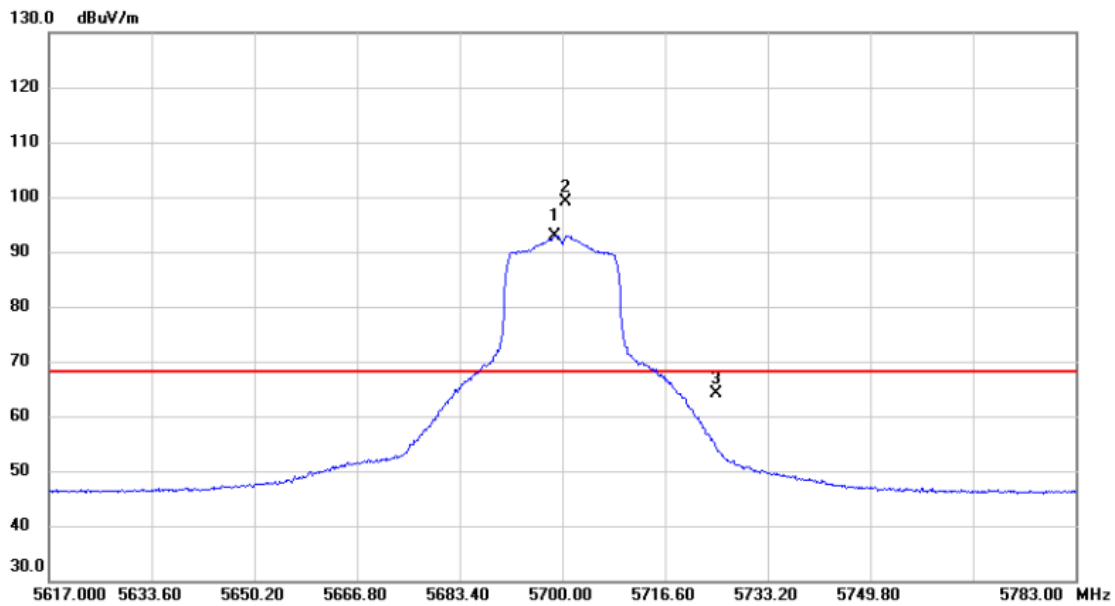


No.	Mk.	Freq. MHz	Reading Level dBuV	Correct Factor dB	Measure- ment dBuV/m	Limit dBuV/m	Margin dB	Detector	Comment
1	*	5699.170	62.64	41.37	104.01	68.20	35.81	peak	No Limit
2	X	5699.170	55.55	41.37	96.92	68.20	28.72	AVG	No Limit
3		5725.000	23.71	41.43	65.14	68.20	-3.06	peak	

REMARKS:

- (1) Measurement Value = Reading Level + Correct Factor.
- (2) Margin Level = Measurement Value - Limit Value.

Test Mode	UNII-2C_TX AC(VHT20) Mode 5700 MHz	Polarization	Horizontal
-----------	------------------------------------	--------------	------------

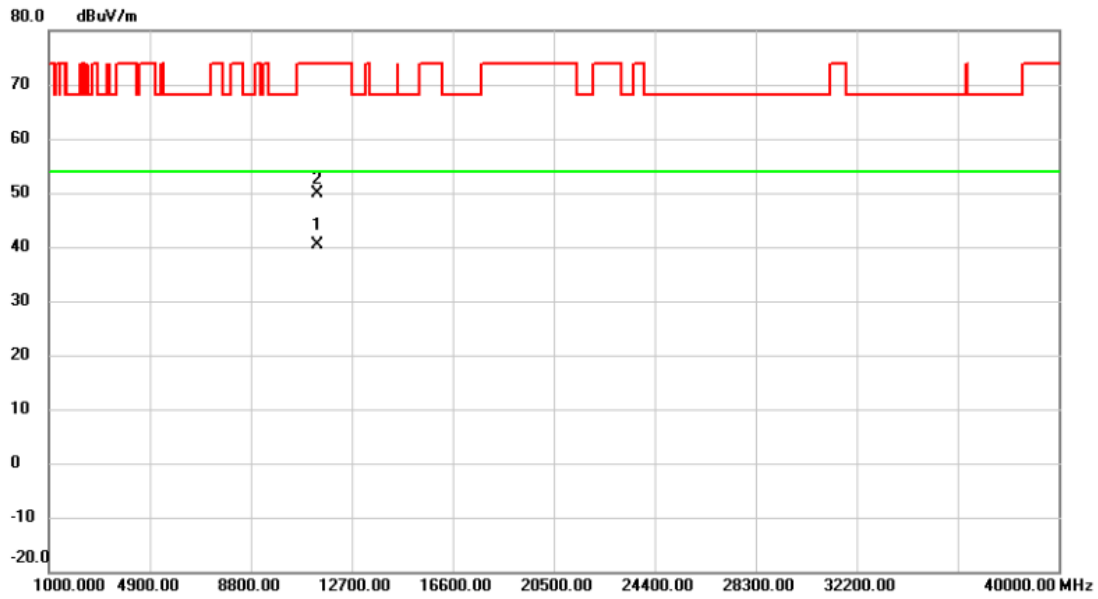


No.	Mk.	Freq. MHz	Reading Level dBuV	Correct Factor dB	Measure- ment dBuV/m	Limit dBuV/m	Margin dB	Detector	Comment
1	X	5698.838	51.59	41.37	92.96	68.20	24.76	AVG	No Limit
2	*	5700.664	57.86	41.37	99.23	68.20	31.03	peak	No Limit
3		5725.000	22.66	41.43	64.09	68.20	-4.11	peak	

REMARKS:

- (1) Measurement Value = Reading Level + Correct Factor.
- (2) Margin Level = Measurement Value - Limit Value.

Test Mode	UNII-2C_TX AC(VHT20) Mode 5700 MHz	Polarization	Horizontal
-----------	------------------------------------	--------------	------------

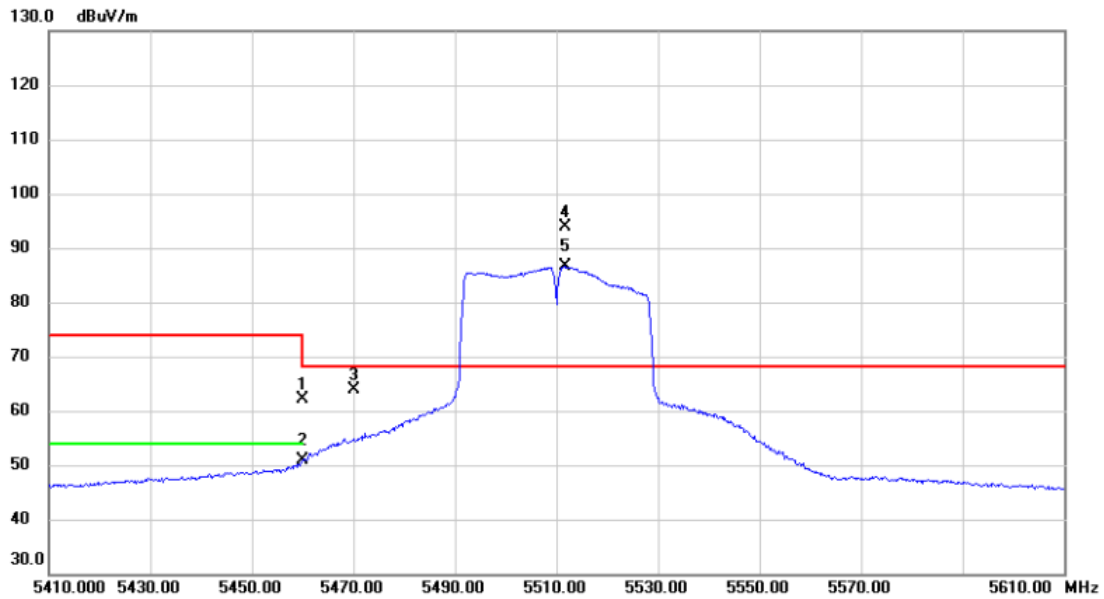


No.	Mk.	Freq. MHz	Reading Level dBuV	Correct Factor dB	Measure- ment dBuV/m	Limit dBuV/m	Margin dB	Detector	Comment
1	*	11397.940	41.12	-0.78	40.34	54.00	-13.66	AVG	
2		11398.450	50.73	-0.78	49.95	74.00	-24.05	peak	

REMARKS:

- (1) Measurement Value = Reading Level + Correct Factor.
- (2) Margin Level = Measurement Value - Limit Value.

Test Mode	UNII-2C_TX AC(VHT40) Mode 5510 MHz	Polarization	Vertical
-----------	------------------------------------	--------------	----------

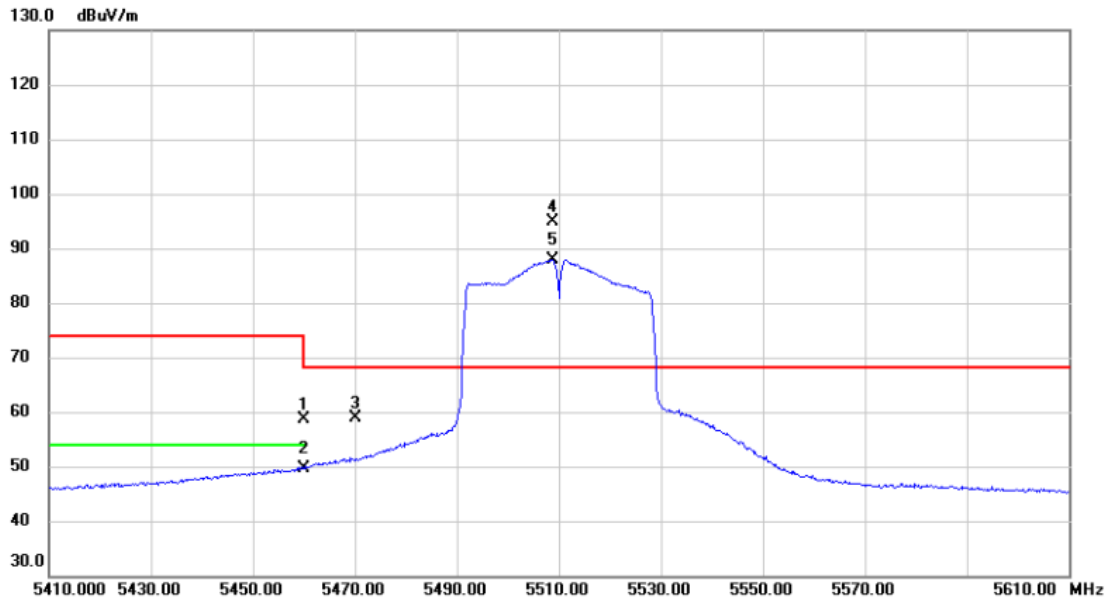


No. Mk.	Freq. MHz	Reading Level dBuV	Correct Factor dB	Measure- ment dBuV/m	Limit dBuV/m	Margin dB	Detector	Comment
1	5460.000	21.39	40.80	62.19	74.00	-11.81	peak	
2	5460.000	9.99	40.80	50.79	54.00	-3.21	AVG	
3	5470.000	23.11	40.82	63.93	68.20	-4.27	peak	
4 *	5511.600	53.06	40.90	93.96	68.20	25.76	peak	No Limit
5 X	5511.600	45.81	40.90	86.71	68.20	18.51	AVG	No Limit

REMARKS:

- (1) Measurement Value = Reading Level + Correct Factor.
- (2) Margin Level = Measurement Value - Limit Value.

Test Mode	UNII-2C_TX AC(VHT40) Mode 5510 MHz	Polarization	Horizontal
-----------	------------------------------------	--------------	------------

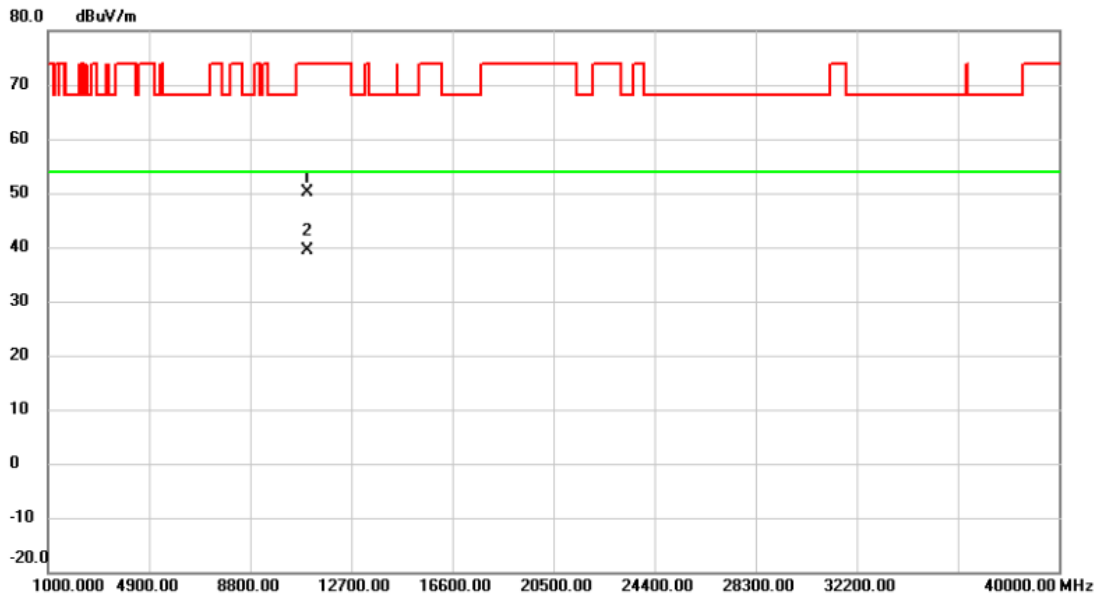


No.	Mk.	Freq. MHz	Reading Level dBuV	Correct Factor dB	Measure- ment dBuV/m	Limit dBuV/m	Margin dB	Detector	Comment
1		5460.000	17.87	40.80	58.67	74.00	-15.33	peak	
2		5460.000	8.77	40.80	49.57	54.00	-4.43	AVG	
3		5470.000	18.07	40.82	58.89	68.20	-9.31	peak	
4	*	5508.800	54.10	40.90	95.00	68.20	26.80	peak	No Limit
5	X	5508.800	47.05	40.90	87.95	68.20	19.75	AVG	No Limit

REMARKS:

- (1) Measurement Value = Reading Level + Correct Factor.
- (2) Margin Level = Measurement Value - Limit Value.

Test Mode	UNII-2C_TX AC(VHT40) Mode 5510 MHz	Polarization	Horizontal
-----------	------------------------------------	--------------	------------

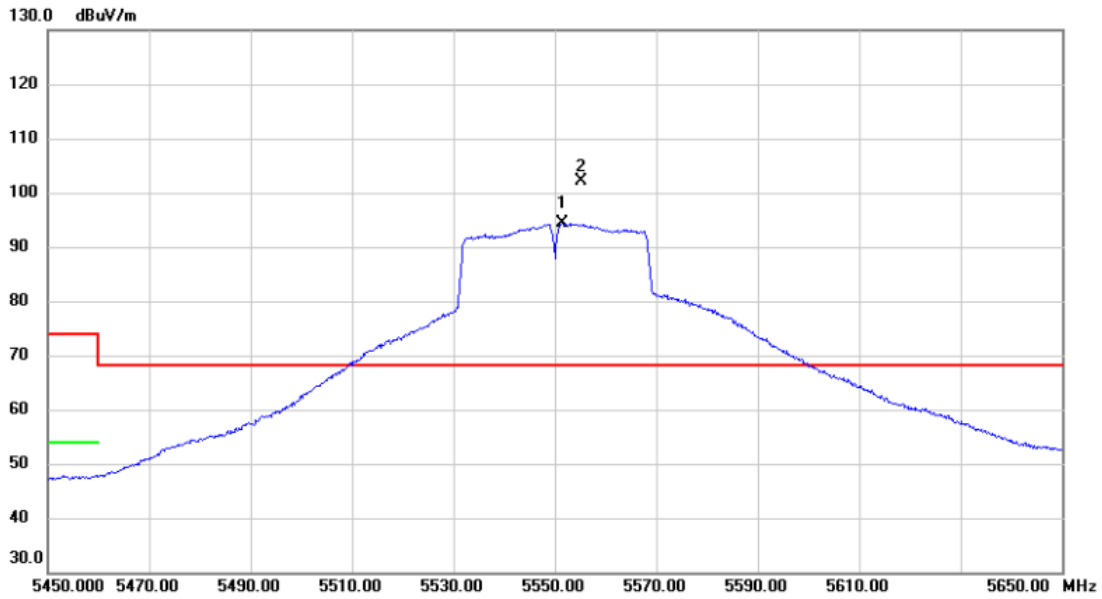


No.	Mk.	Freq. MHz	Reading Level dBuV	Correct Factor dB	Measure- ment dBuV/m	Limit dBuV/m	Margin dB	Detector	Comment
1		11026.660	51.06	-0.83	50.23	74.00	-23.77	peak	
2	*	11028.780	40.21	-0.83	39.38	54.00	-14.62	AVG	

REMARKS:

- (1) Measurement Value = Reading Level + Correct Factor.
- (2) Margin Level = Measurement Value - Limit Value.

Test Mode	UNII-2C_TX AC(VHT40) Mode 5550 MHz	Polarization	Vertical
-----------	------------------------------------	--------------	----------

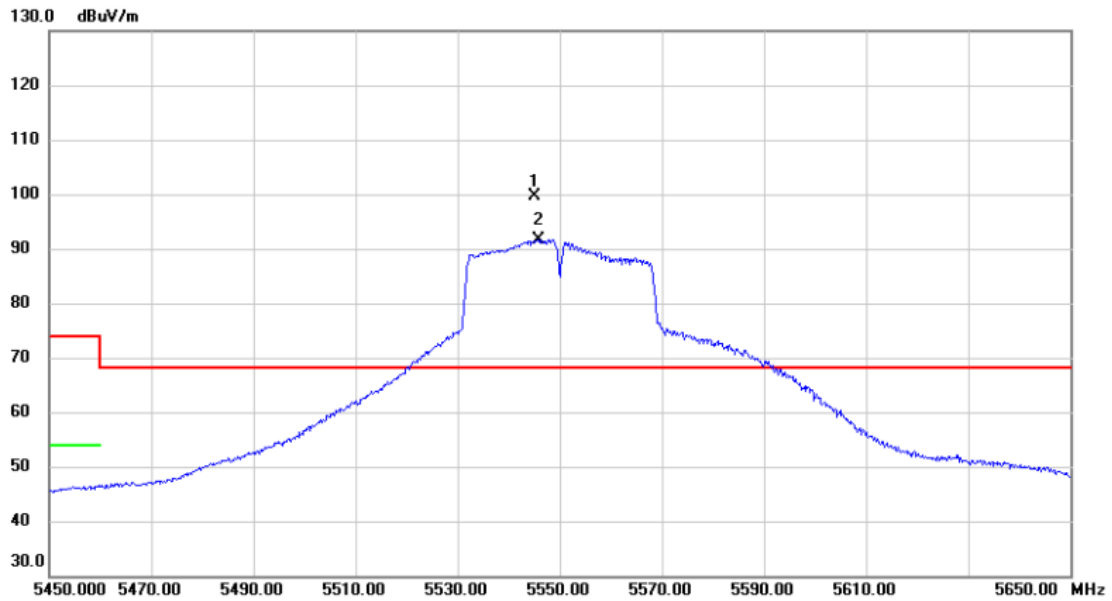


No. Mk.	Freq. MHz	Reading Level dBuV	Correct Factor dB	Measure- ment dBuV/m	Limit dBuV/m	Margin dB	Detector	Comment
1 X	5551.400	53.36	41.00	94.36	68.20	26.16	AVG	No Limit
2 *	5555.200	61.16	41.02	102.18	68.20	33.98	peak	No Limit

REMARKS:

- (1) Measurement Value = Reading Level + Correct Factor.
- (2) Margin Level = Measurement Value - Limit Value.

Test Mode	UNII-2C_TX AC(VHT40) Mode 5550 MHz	Polarization	Horizontal
-----------	------------------------------------	--------------	------------

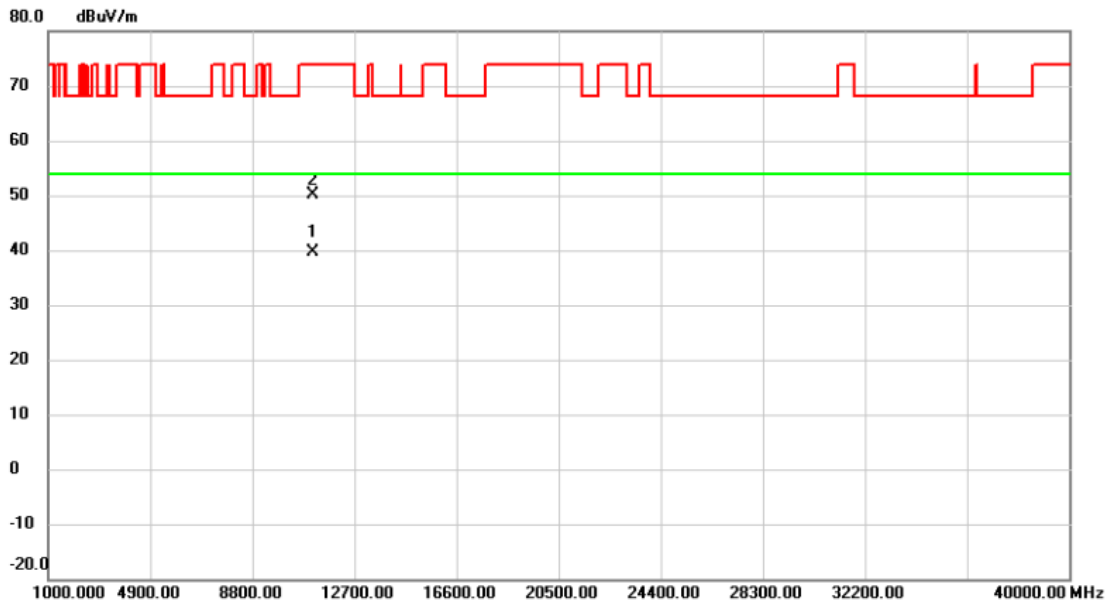


No. Mk.	Freq. MHz	Reading Level dBuV	Correct Factor dB	Measurement dBuV/m	Limit dBuV/m	Margin dB	Detector	Comment
1 *	5545.000	58.64	40.98	99.62	68.20	31.42	peak	No Limit
2 X	5545.800	50.67	40.98	91.65	68.20	23.45	AVG	No Limit

REMARKS:

- (1) Measurement Value = Reading Level + Correct Factor.
- (2) Margin Level = Measurement Value - Limit Value.

Test Mode	UNII-2C_TX AC(VHT40) Mode 5550 MHz	Polarization	Horizontal
-----------	------------------------------------	--------------	------------

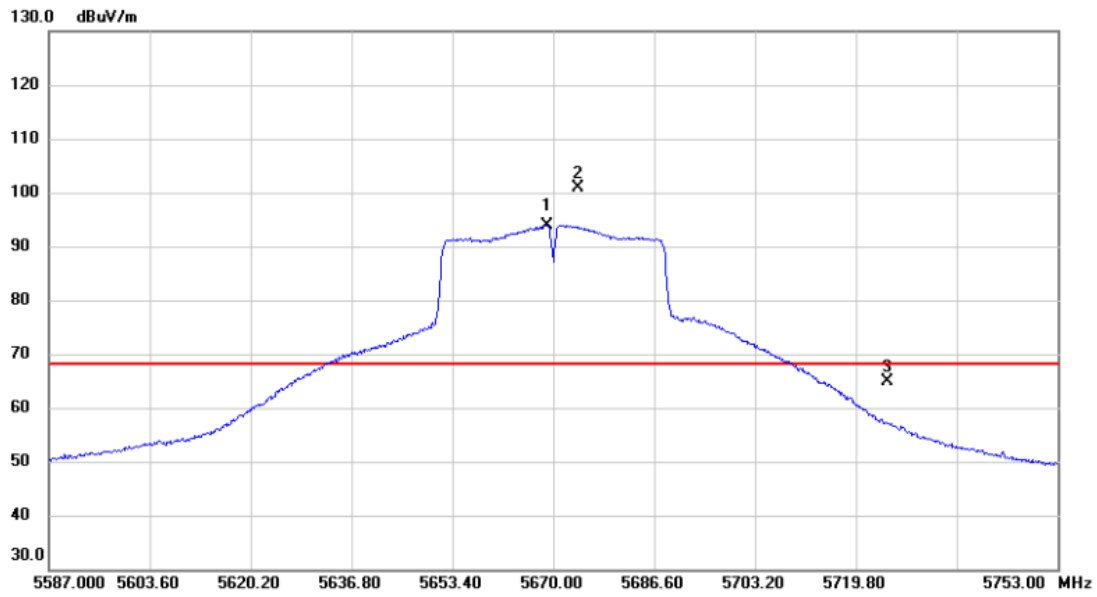


No. Mk.	Freq. MHz	Reading Level dBuV	Correct Factor dB	Measurement dBuV/m	Limit dBuV/m	Margin dB	Detector	Comment
1 *	11103.400	40.48	-0.81	39.67	54.00	-14.33	AVG	
2	11108.220	50.90	-0.81	50.09	74.00	-23.91	peak	

REMARKS:

- (1) Measurement Value = Reading Level + Correct Factor.
- (2) Margin Level = Measurement Value - Limit Value.

Test Mode	UNII-2C_TX AC(VHT40) Mode 5670 MHz	Polarization	Vertical
-----------	------------------------------------	--------------	----------

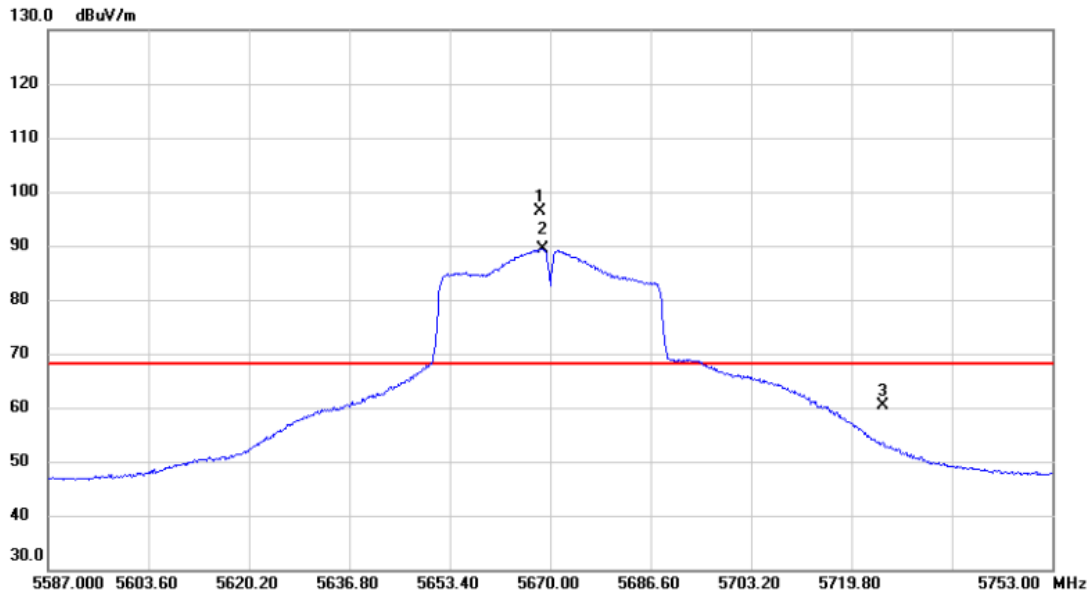


No.	Mk.	Freq. MHz	Reading Level dBuV	Correct Factor dB	Measure- ment dBuV/m	Limit dBuV/m	Margin dB	Detector	Comment
1	X	5669.004	52.70	41.29	93.99	68.20	25.79	AVG	No Limit
2	*	5673.984	59.55	41.31	100.86	68.20	32.66	peak	No Limit
3		5725.000	23.40	41.43	64.83	68.20	-3.37	peak	

REMARKS:

- (1) Measurement Value = Reading Level + Correct Factor.
- (2) Margin Level = Measurement Value - Limit Value.

Test Mode	UNII-2C_TX AC(VHT40) Mode 5670 MHz	Polarization	Horizontal
-----------	------------------------------------	--------------	------------

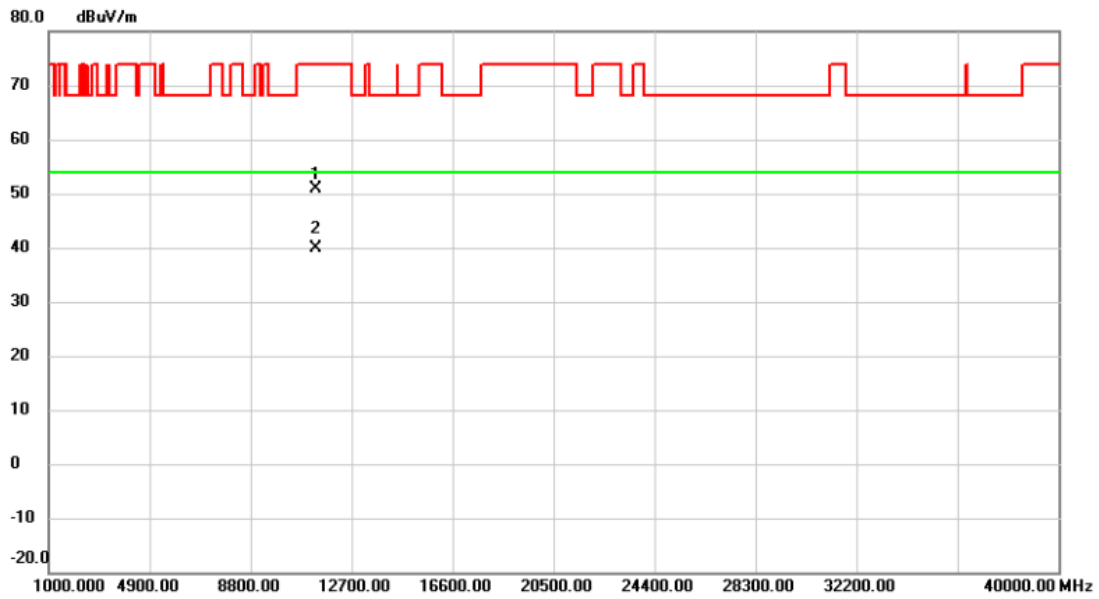


No.	Mk.	Freq.	Reading Level	Correct Factor	Measurement	Limit	Margin	Detector	Comment
		MHz	dBuV	dB	dBuV/m	dBuV/m	dB		
1	*	5668.340	55.00	41.29	96.29	68.20	28.09	peak	No Limit
2	X	5668.838	48.11	41.29	89.40	68.20	21.20	AVG	No Limit
3		5725.000	18.95	41.43	60.38	68.20	-7.82	peak	

REMARKS:

- (1) Measurement Value = Reading Level + Correct Factor.
- (2) Margin Level = Measurement Value - Limit Value.

Test Mode	UNII-2C_TX AC(VHT40) Mode 5670 MHz	Polarization	Horizontal
-----------	------------------------------------	--------------	------------

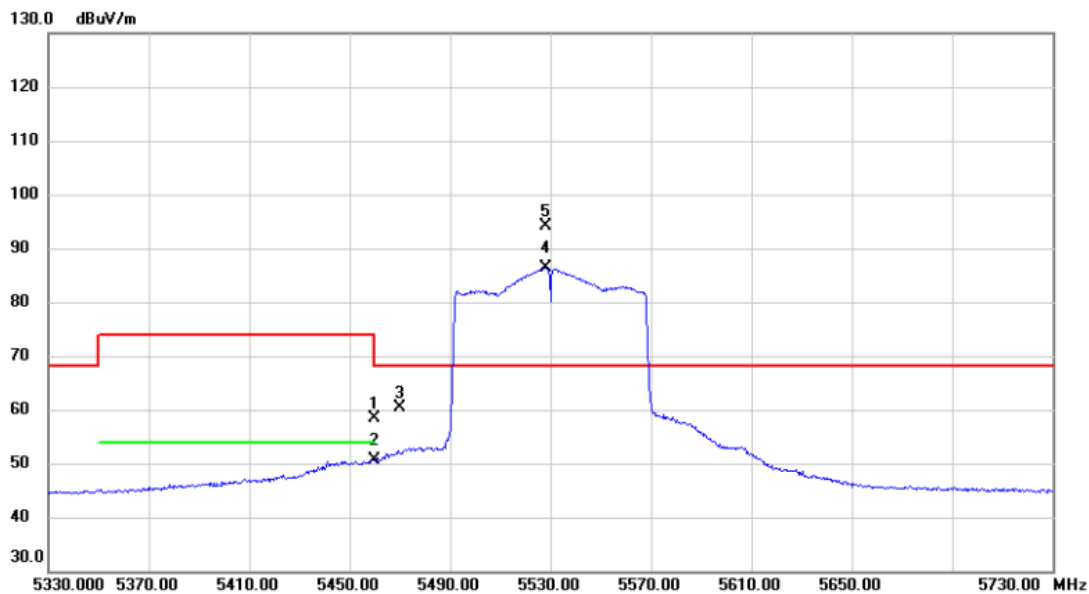


No.	Mk.	Freq. MHz	Reading Level dBuV	Correct Factor dB	Measure- ment dBuV/m	Limit dBuV/m	Margin dB	Detector	Comment
1		11335.680	51.76	-0.79	50.97	74.00	-23.03	peak	
2	*	11338.580	40.62	-0.78	39.84	54.00	-14.16	AVG	

REMARKS:

- (1) Measurement Value = Reading Level + Correct Factor.
- (2) Margin Level = Measurement Value - Limit Value.

Test Mode	UNII-2C_TX AC(VHT80) Mode 5530 MHz	Polarization	Vertical
-----------	------------------------------------	--------------	----------

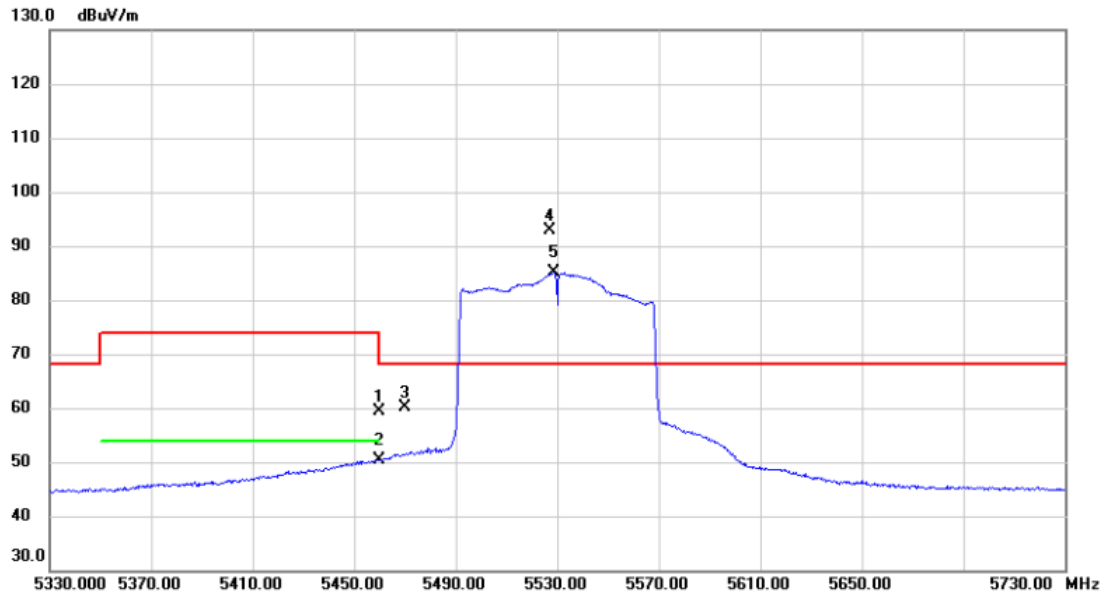


No. Mk.	Freq. MHz	Reading Level dBuV	Correct Factor dB	Measurement dBuV/m	Limit dBuV/m	Margin dB	Detector	Comment
1	5460.000	17.57	40.80	58.37	74.00	-15.63	peak	
2	5460.000	9.78	40.80	50.58	54.00	-3.42	AVG	
3	5470.000	19.49	40.82	60.31	68.20	-7.89	peak	
4 X	5528.000	45.45	40.94	86.39	68.20	18.19	AVG	No Limit
5 *	5528.400	53.18	40.94	94.12	68.20	25.92	peak	No Limit

REMARKS:

- (1) Measurement Value = Reading Level + Correct Factor.
- (2) Margin Level = Measurement Value - Limit Value.

Test Mode	UNII-2C_TX AC(VHT80) Mode 5530 MHz	Polarization	Horizontal
-----------	------------------------------------	--------------	------------

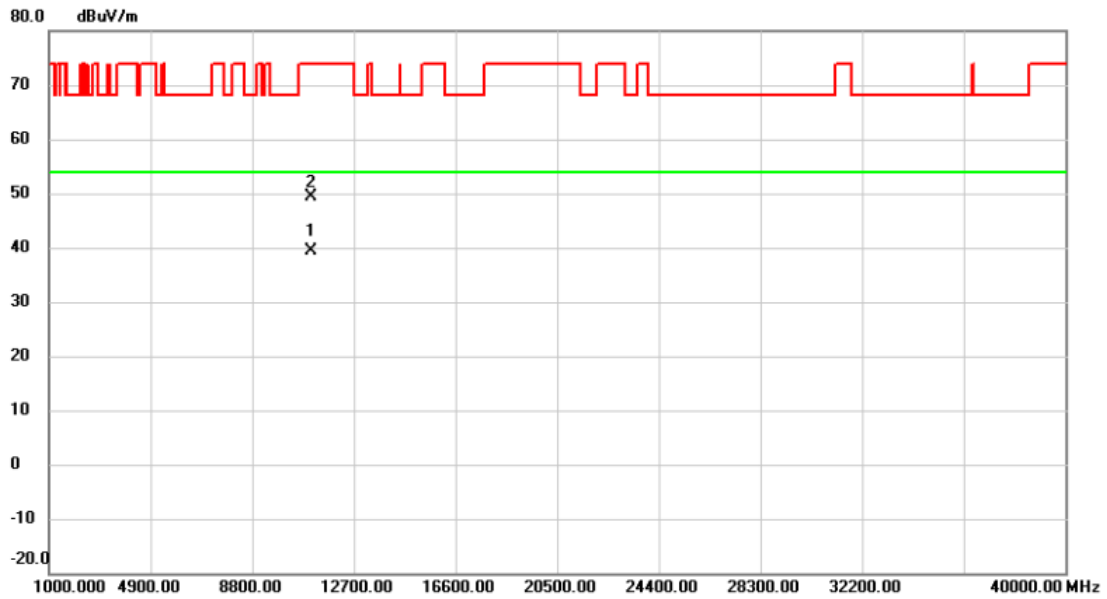


No.	Mk.	Freq. MHz	Reading Level dBuV	Correct Factor dB	Measure- ment dBuV/m	Limit dBuV/m	Margin dB	Detector	Comment
1		5460.000	18.46	40.80	59.26	74.00	-14.74	peak	
2		5460.000	9.46	40.80	50.26	54.00	-3.74	AVG	
3		5470.000	19.43	40.82	60.25	68.20	-7.95	peak	
4	*	5527.200	52.05	40.94	92.99	68.20	24.79	peak	No Limit
5	X	5528.800	44.07	40.94	85.01	68.20	16.81	AVG	No Limit

REMARKS:

- (1) Measurement Value = Reading Level + Correct Factor.
 (2) Margin Level = Measurement Value - Limit Value.

Test Mode	UNII-2C_TX AC(VHT80) Mode 5530 MHz	Polarization	Horizontal
-----------	------------------------------------	--------------	------------

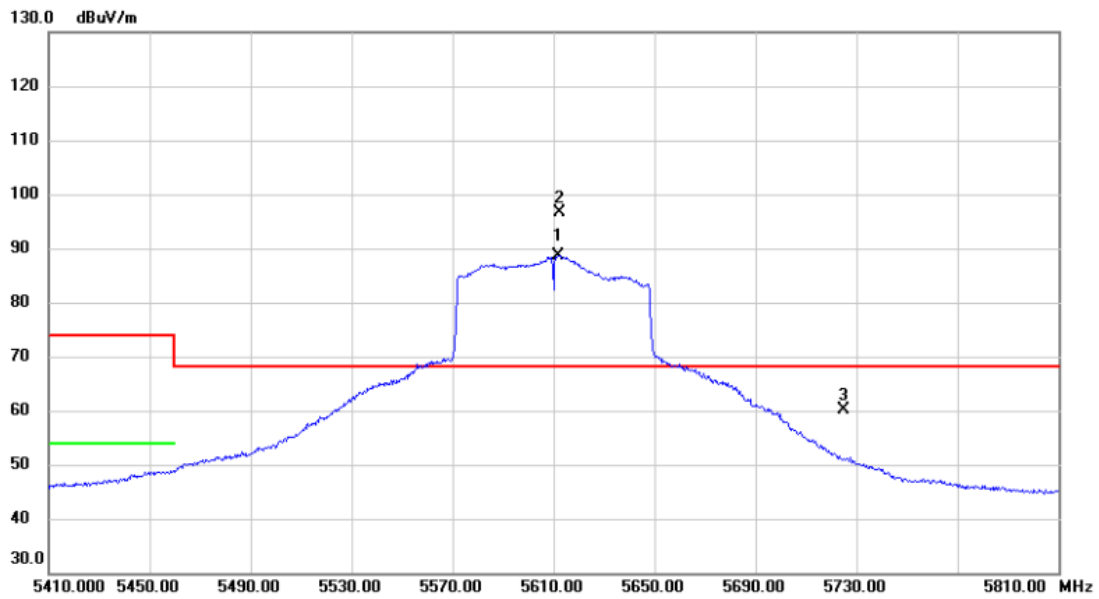


No. Mk.	Freq. MHz	Reading Level dBuV	Correct Factor dB	Measure- ment dBuV/m	Limit dBuV/m	Margin dB	Detector	Comment
1 *	11057.120	40.30	-0.81	39.49	54.00	-14.51	AVG	
2	11057.700	50.09	-0.81	49.28	74.00	-24.72	peak	

REMARKS:

- (1) Measurement Value = Reading Level + Correct Factor.
- (2) Margin Level = Measurement Value - Limit Value.

Test Mode	UNII-2C_TX AC(VHT80) Mode 5610 MHz	Polarization	Vertical
-----------	------------------------------------	--------------	----------

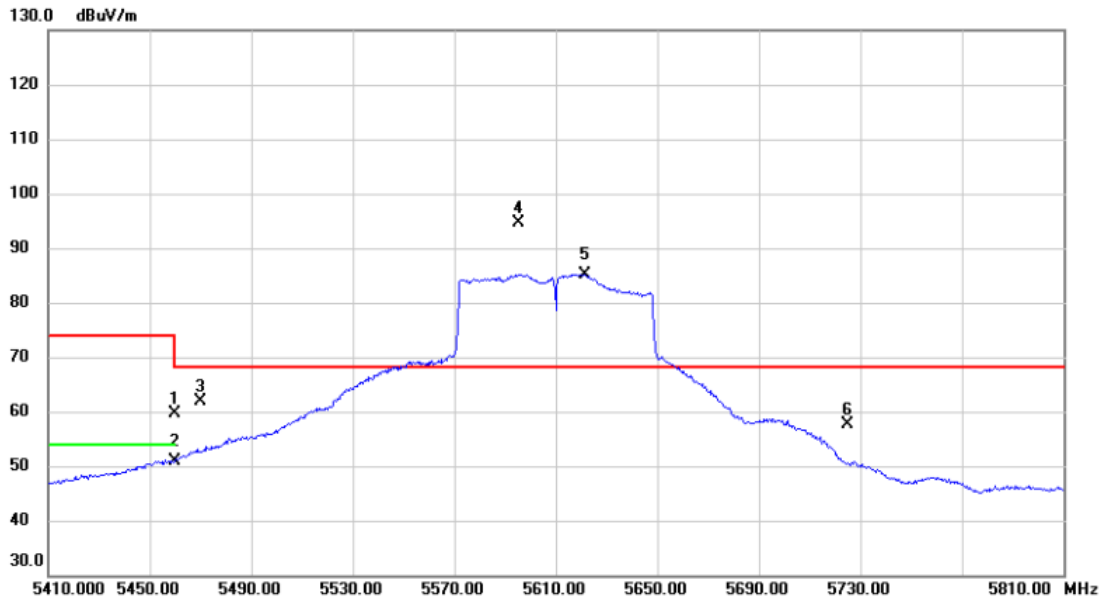


No.	Mk.	Freq. MHz	Reading Level dBuV	Correct Factor dB	Measure- ment dBuV/m	Limit dBuV/m	Margin dB	Detector	Comment
1	X	5611.600	47.51	41.15	88.66	68.20	20.46	AVG	No Limit
2	*	5612.400	55.50	41.15	96.65	68.20	28.45	peak	No Limit
3		5725.000	18.72	41.43	60.15	68.20	-8.05	peak	

REMARKS:

- (1) Measurement Value = Reading Level + Correct Factor.
- (2) Margin Level = Measurement Value - Limit Value.

Test Mode	UNII-2C_TX AC(VHT80) Mode 5610 MHz	Polarization	Horizontal
-----------	------------------------------------	--------------	------------

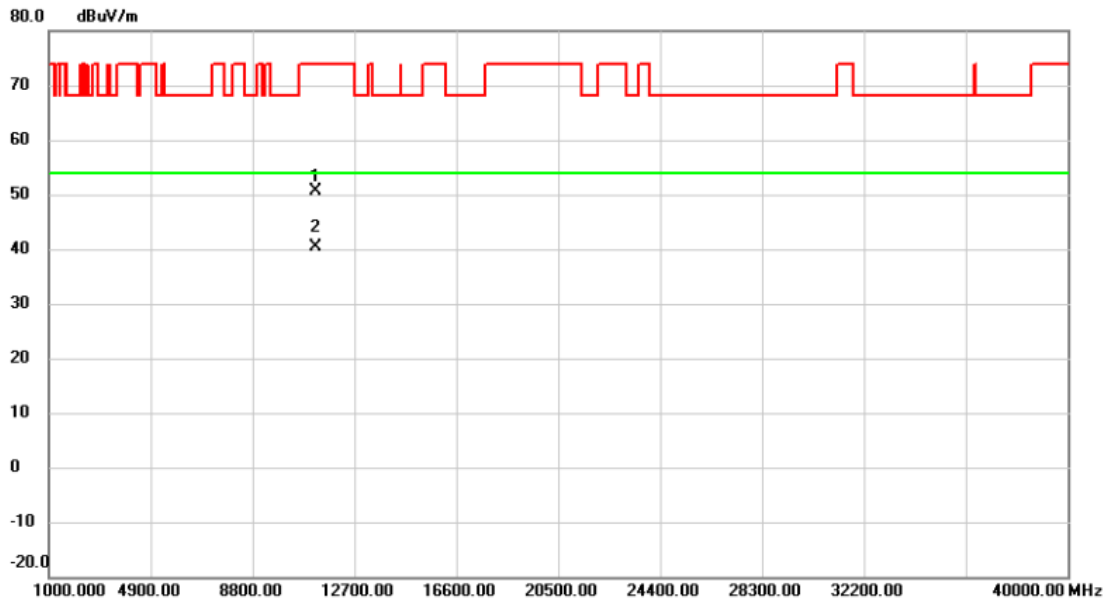


No.	Mk.	Freq. MHz	Reading Level dBuV	Correct Factor dB	Measure- ment dBuV/m	Limit dBuV/m	Margin dB	Detector	Comment
1	X	5460.000	18.86	40.80	59.66	74.00	-14.34	peak	
2	X	5460.000	10.05	40.80	50.85	54.00	-3.15	AVG	
3	X	5470.000	21.14	40.82	61.96	68.20	-6.24	peak	
4	*	5595.200	53.40	41.11	94.51	68.20	26.31	peak	No Limit
5	X	5621.600	44.05	41.18	85.23	68.20	17.03	AVG	No Limit
6	X	5725.000	16.22	41.43	57.65	68.20	-10.55	peak	

REMARKS:

- (1) Measurement Value = Reading Level + Correct Factor.
- (2) Margin Level = Measurement Value - Limit Value.

Test Mode	UNII-2C_TX AC(VHT80) Mode 5610 MHz	Polarization	Horizontal
-----------	------------------------------------	--------------	------------

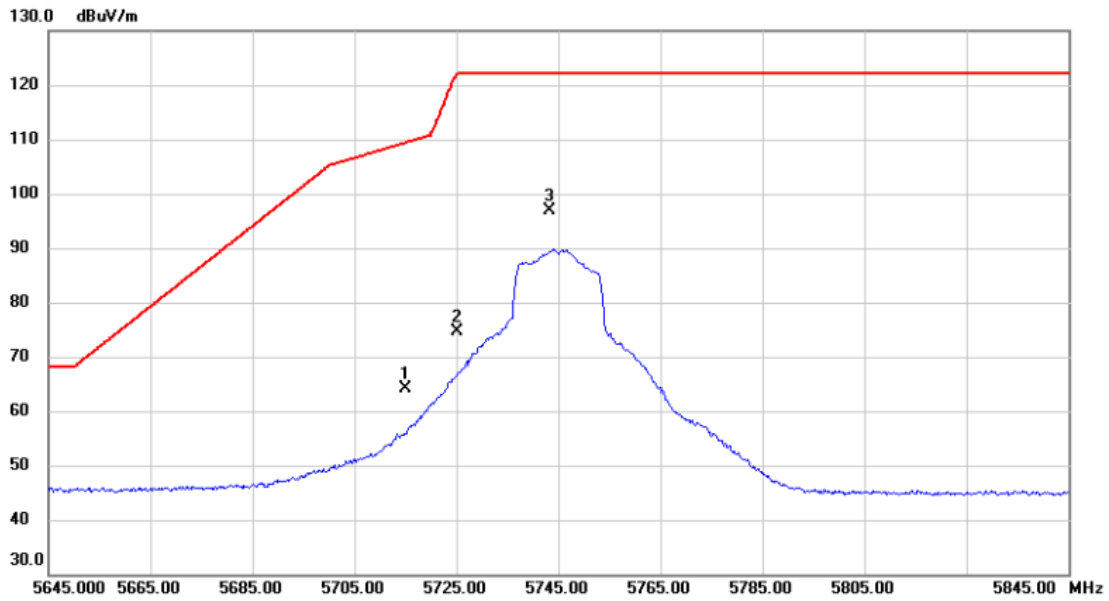


No. Mk.	Freq. MHz	Reading Level dBuV	Correct Factor dB	Measure- ment dBuV/m	Limit dBuV/m	Margin dB	Detector	Comment
1	11220.150	51.53	-0.80	50.73	74.00	-23.27	peak	
2 *	11221.220	41.08	-0.80	40.28	54.00	-13.72	AVG	

REMARKS:

- (1) Measurement Value = Reading Level + Correct Factor.
- (2) Margin Level = Measurement Value - Limit Value.

Test Mode	UNII-3_TX A Mode 5745 MHz	Polarization	Vertical
-----------	---------------------------	--------------	----------

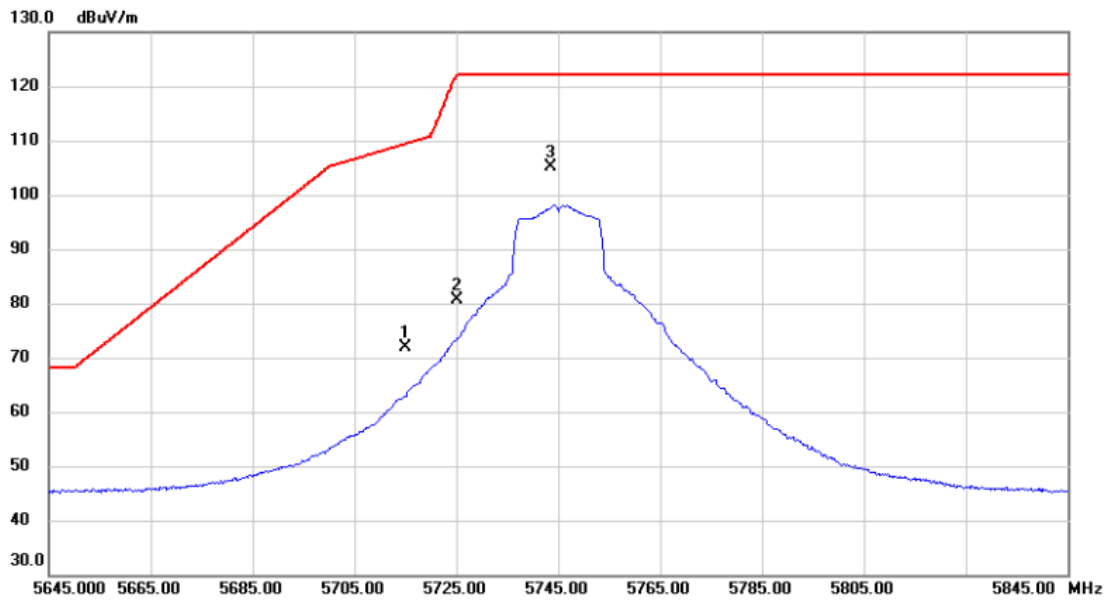


No. Mk.	Freq. MHz	Reading Level dBuV	Correct Factor dB	Measure- ment dBuV/m	Limit dBuV/m	Margin dB	Detector	Comment
1	5715.000	22.69	41.41	64.10	109.40	-45.30	peak	
2	5725.000	33.18	41.43	74.61	122.20	-47.59	peak	
3 *	5743.200	55.50	41.47	96.97	122.20	-25.23	peak	No Limit

REMARKS:

- (1) Measurement Value = Reading Level + Correct Factor.
 (2) Margin Level = Measurement Value - Limit Value.

Test Mode	UNII-3_TX A Mode 5745 MHz	Polarization	Horizontal
-----------	---------------------------	--------------	------------

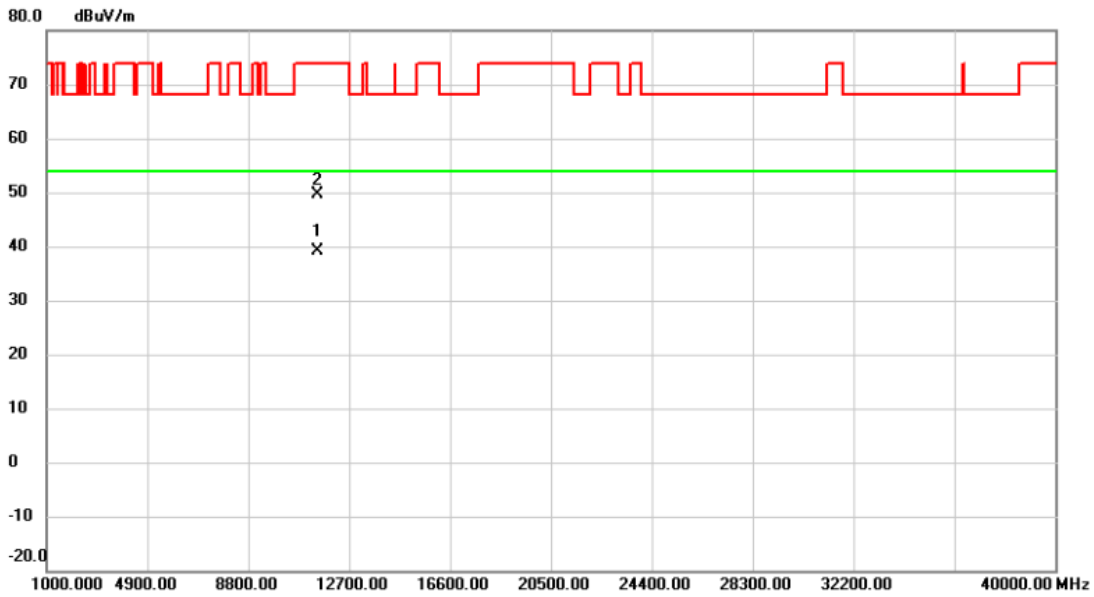


No.	Mk.	Freq.	Reading Level	Correct Factor	Measurement	Limit	Margin	Detector	Comment
		MHz	dBuV	dB	dBuV/m	dBuV/m	dB		
1		5715.000	30.37	41.41	71.78	109.40	-37.62	peak	
2		5725.000	39.18	41.43	80.61	122.20	-41.59	peak	
3	*	5743.600	63.68	41.47	105.15	122.20	-17.05	peak	No Limit

REMARKS:

- (1) Measurement Value = Reading Level + Correct Factor.
- (2) Margin Level = Measurement Value - Limit Value.

Test Mode	UNII-3_TX A Mode 5745 MHz	Polarization	Horizontal
-----------	---------------------------	--------------	------------

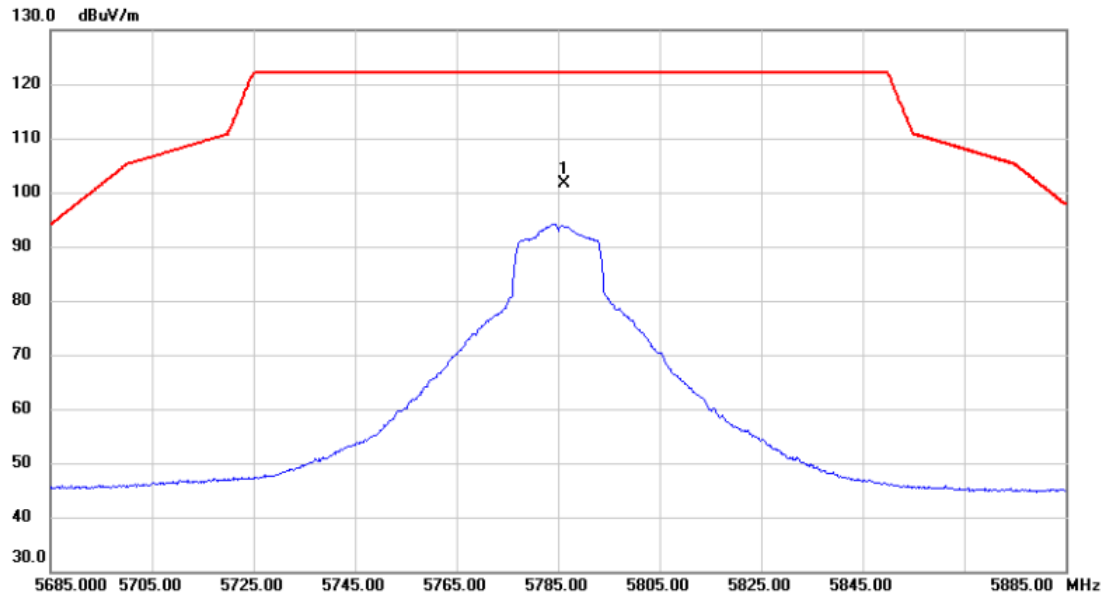


No. Mk.	Freq. MHz	Reading Level dBuV	Correct Factor dB	Measurement dBuV/m	Limit dBuV/m	Margin dB	Detector	Comment
1 *	11488.040	39.97	-0.77	39.20	54.00	-14.80	AVG	
2	11490.400	50.30	-0.76	49.54	74.00	-24.46	peak	

REMARKS:

- (1) Measurement Value = Reading Level + Correct Factor.
- (2) Margin Level = Measurement Value - Limit Value.

Test Mode	UNII-3_TX A Mode 5785 MHz	Polarization	Vertical
-----------	---------------------------	--------------	----------

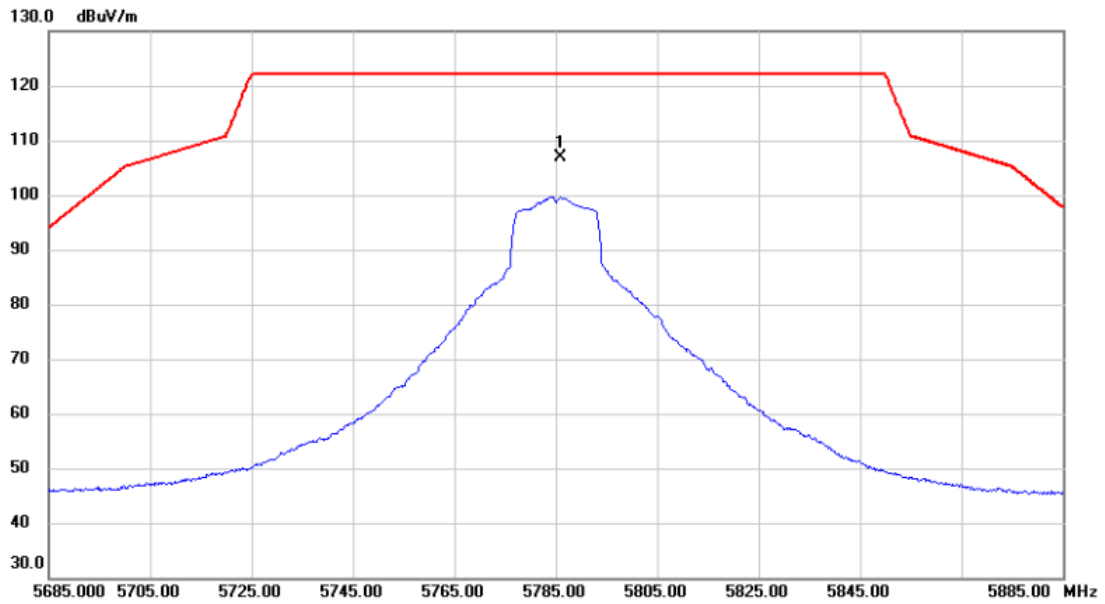


No.	Mk.	Freq.	Reading Level	Correct Factor	Measurement	Limit	Margin	Detector	Comment
		MHz	dBuV	dB	dBuV/m	dBuV/m	dB		
1	*	5786.200	60.11	41.58	101.69	122.20	-20.51	peak	No Limit

REMARKS:

- (1) Measurement Value = Reading Level + Correct Factor.
- (2) Margin Level = Measurement Value - Limit Value.

Test Mode	UNII-3_TX A Mode 5785 MHz	Polarization	Horizontal
-----------	---------------------------	--------------	------------

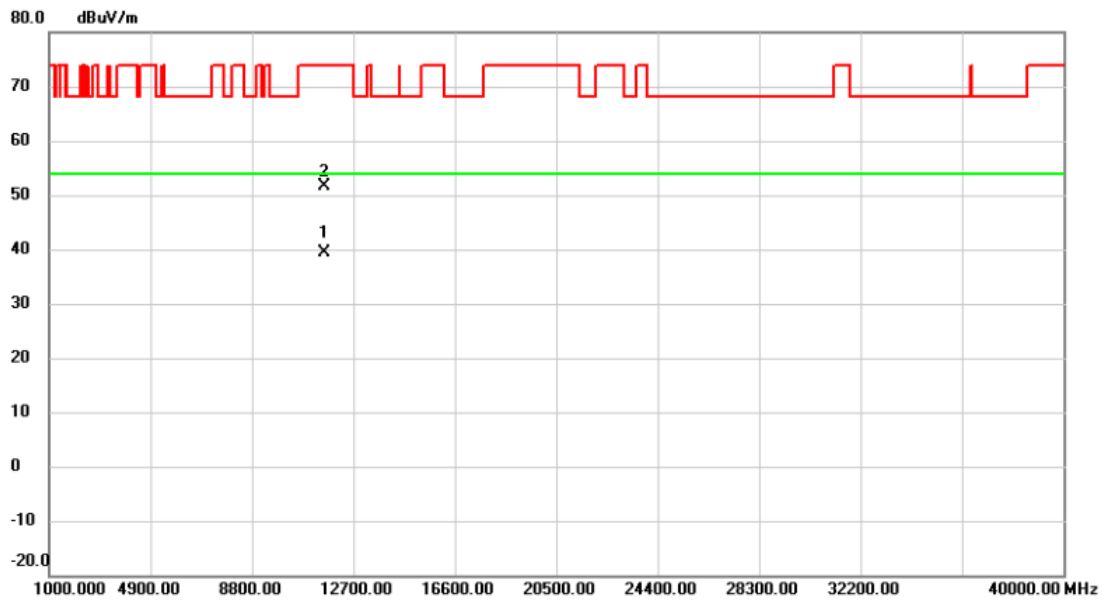


No. Mk.	Freq.	Reading Level	Correct Factor	Measurement	Limit	Margin	Detector	Comment
	MHz	dBuV	dB	dBuV/m	dBuV/m	dB		
1 *	5785.800	65.37	41.58	106.95	122.20	-15.25	peak	No Limit

REMARKS:

- (1) Measurement Value = Reading Level + Correct Factor.
- (2) Margin Level = Measurement Value - Limit Value.

Test Mode	UNII-3_TX A Mode 5785 MHz	Polarization	Horizontal
-----------	---------------------------	--------------	------------

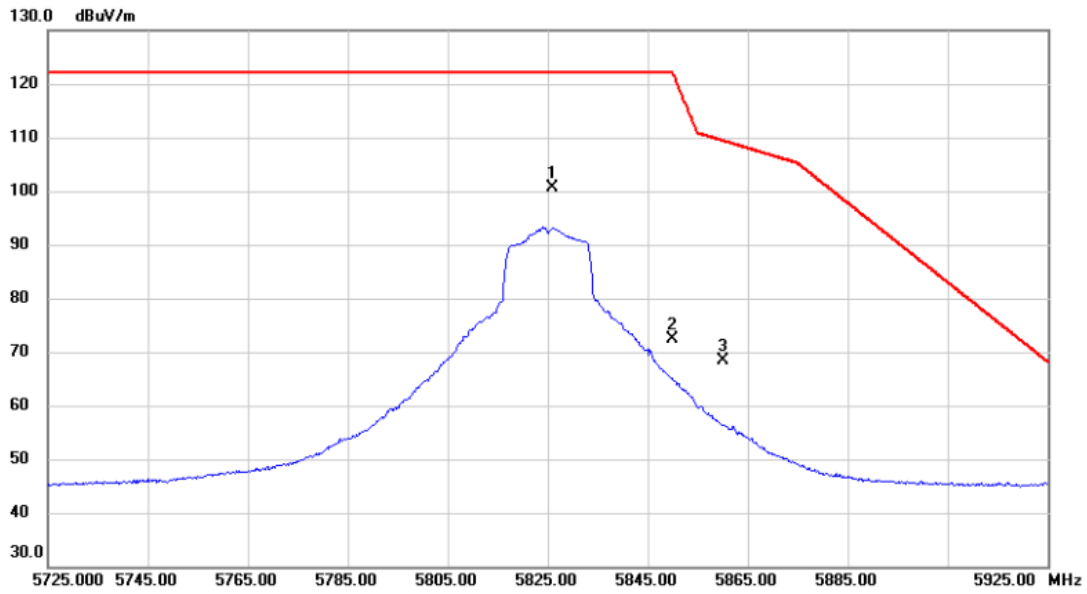


No. Mk.	Freq. MHz	Reading Level dBuV	Correct Factor dB	Measurement dBuV/m	Limit dBuV/m	Margin dB	Detector	Comment
1 *	11571.800	40.19	-0.82	39.37	54.00	-14.63	AVG	
2	11572.810	52.44	-0.82	51.62	74.00	-22.38	peak	

REMARKS:

- (1) Measurement Value = Reading Level + Correct Factor.
- (2) Margin Level = Measurement Value - Limit Value.

Test Mode	UNII-3_TX A Mode 5825 MHz	Polarization	Vertical
-----------	---------------------------	--------------	----------

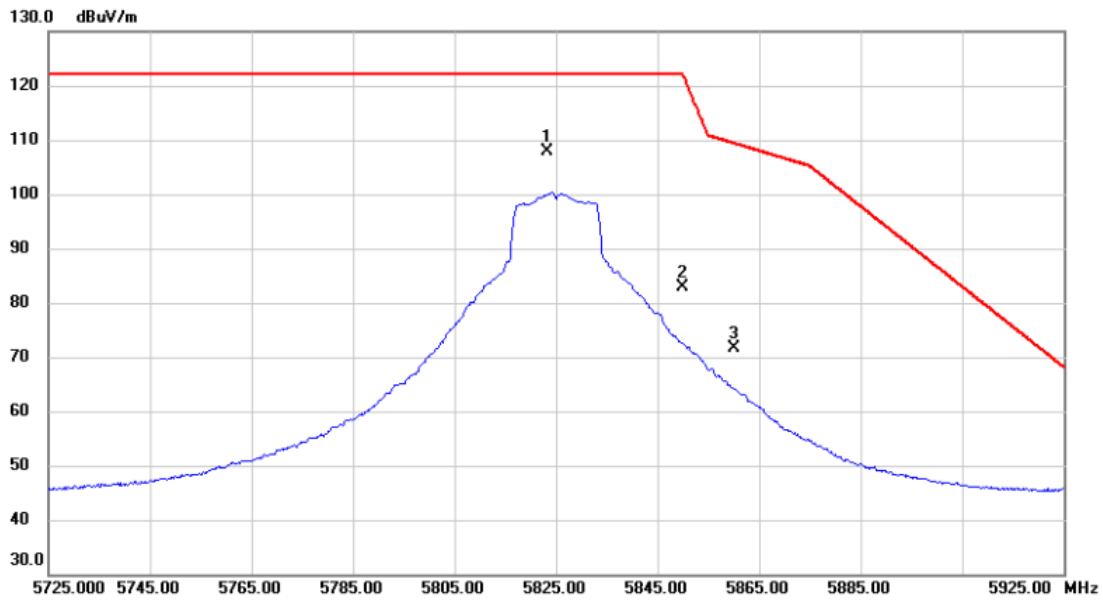


No. Mk.	Freq. MHz	Reading Level dBuV	Correct Factor dB	Measurement dBuV/m	Limit dBuV/m	Margin dB	Detector	Comment
1 *	5825.800	58.99	41.68	100.67	122.20	-21.53	peak	No Limit
2	5850.000	30.73	41.74	72.47	122.20	-49.73	peak	
3	5860.000	26.74	41.76	68.50	109.40	-40.90	peak	

REMARKS:

- (1) Measurement Value = Reading Level + Correct Factor.
- (2) Margin Level = Measurement Value - Limit Value.

Test Mode	UNII-3_TX A Mode 5825 MHz	Polarization	Horizontal
-----------	---------------------------	--------------	------------

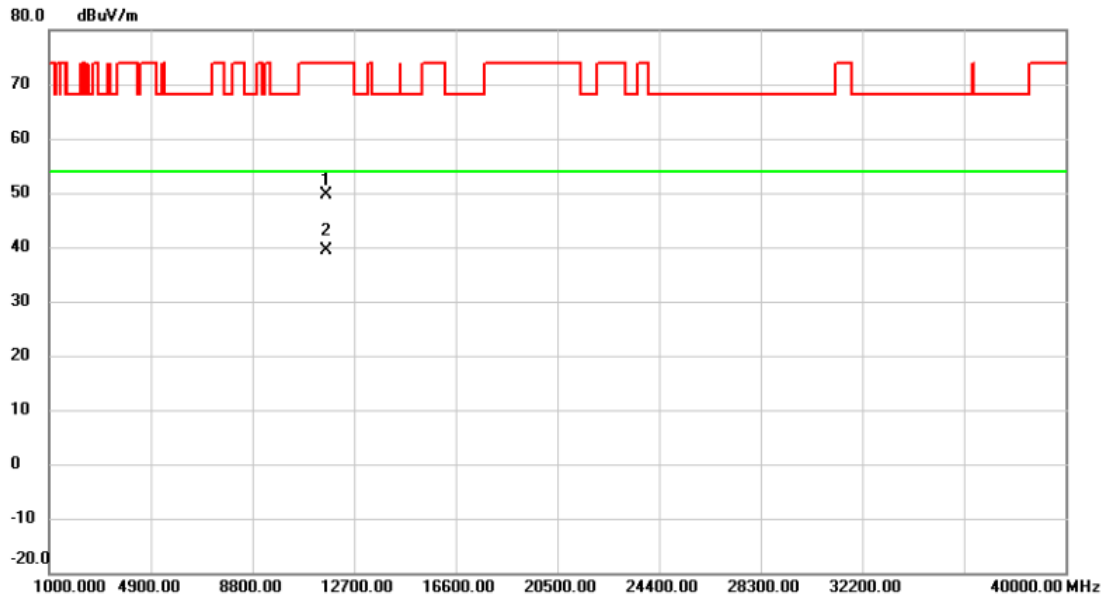


No. Mk.	Freq. MHz	Reading Level dBuV	Correct Factor dB	Measure- ment dBuV/m	Limit dBuV/m	Margin dB	Detector	Comment
1 *	5823.400	66.16	41.68	107.84	122.20	-14.36	peak	No Limit
2	5850.000	41.12	41.74	82.86	122.20	-39.34	peak	
3	5860.000	29.82	41.76	71.58	109.40	-37.82	peak	

REMARKS:

- (1) Measurement Value = Reading Level + Correct Factor.
- (2) Margin Level = Measurement Value - Limit Value.

Test Mode	UNII-3_TX A Mode 5825 MHz	Polarization	Horizontal
-----------	---------------------------	--------------	------------

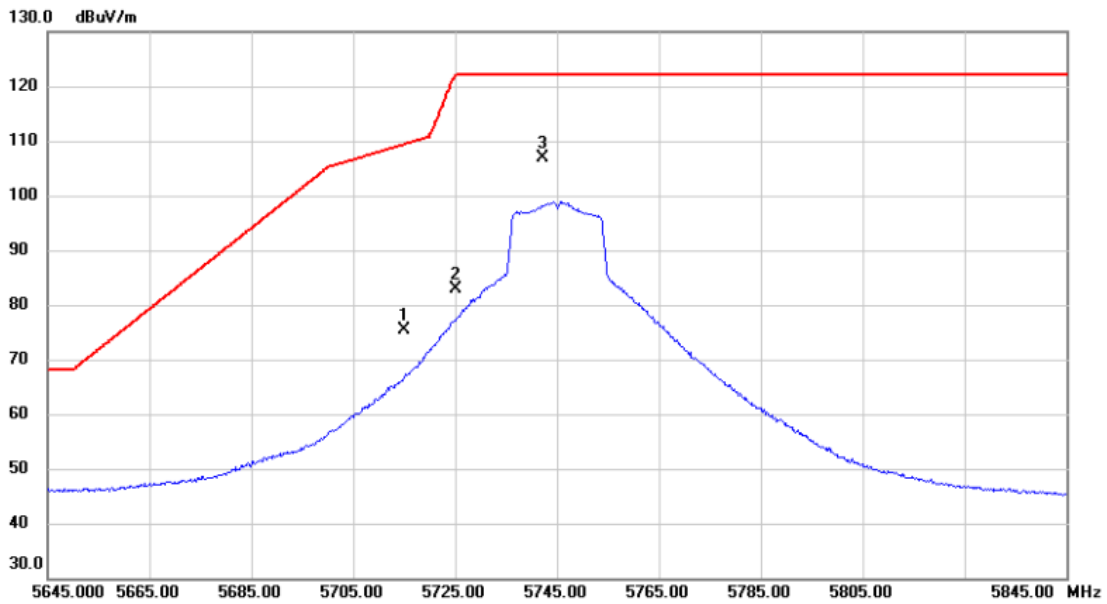


No.	Mk.	Freq. MHz	Reading Level dBuV	Correct Factor dB	Measure- ment dBuV/m	Limit dBuV/m	Margin dB	Detector	Comment
1		11646.550	50.50	-0.87	49.63	74.00	-24.37	peak	
2	*	11654.450	40.35	-0.87	39.48	54.00	-14.52	AVG	

REMARKS:

- (1) Measurement Value = Reading Level + Correct Factor.
- (2) Margin Level = Measurement Value - Limit Value.

Test Mode	UNII-3_TX AC(VHT20) Mode 5745 MHz	Polarization	Vertical
-----------	-----------------------------------	--------------	----------

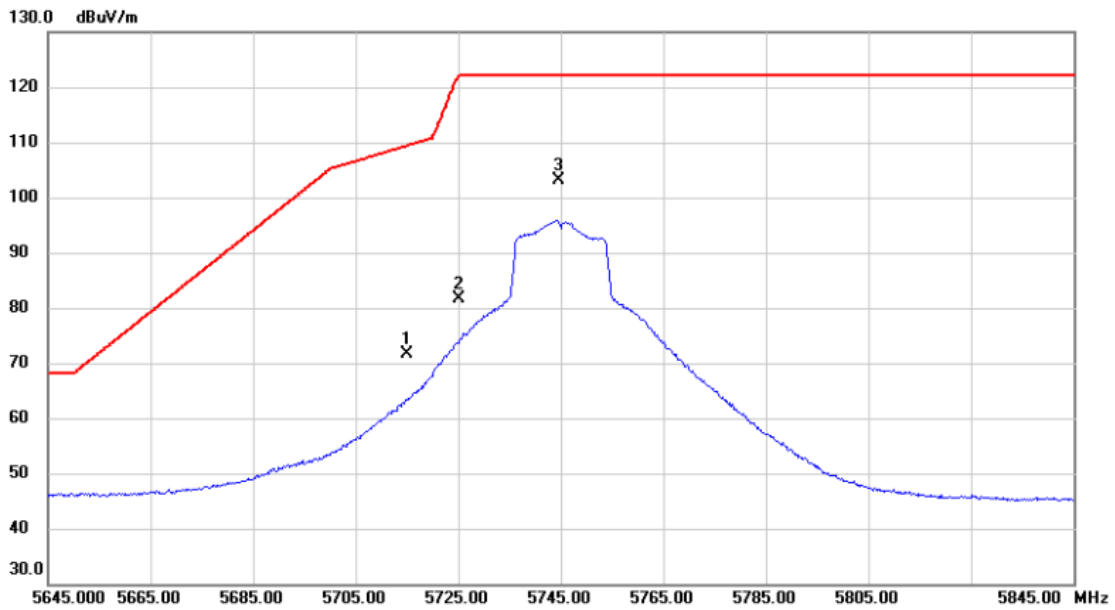


No. Mk.	Freq. MHz	Reading Level dBuV	Correct Factor dB	Measure- ment dBuV/m	Limit dBuV/m	Margin dB	Detector	Comment
1	5715.000	33.92	41.41	75.33	109.40	-34.07	peak	
2	5725.000	41.54	41.43	82.97	122.20	-39.23	peak	
3 *	5742.200	65.31	41.47	106.78	122.20	-15.42	peak	No Limit

REMARKS:

- (1) Measurement Value = Reading Level + Correct Factor.
- (2) Margin Level = Measurement Value - Limit Value.

Test Mode	UNII-3_TX AC(VHT20) Mode 5745 MHz	Polarization	Horizontal
-----------	-----------------------------------	--------------	------------

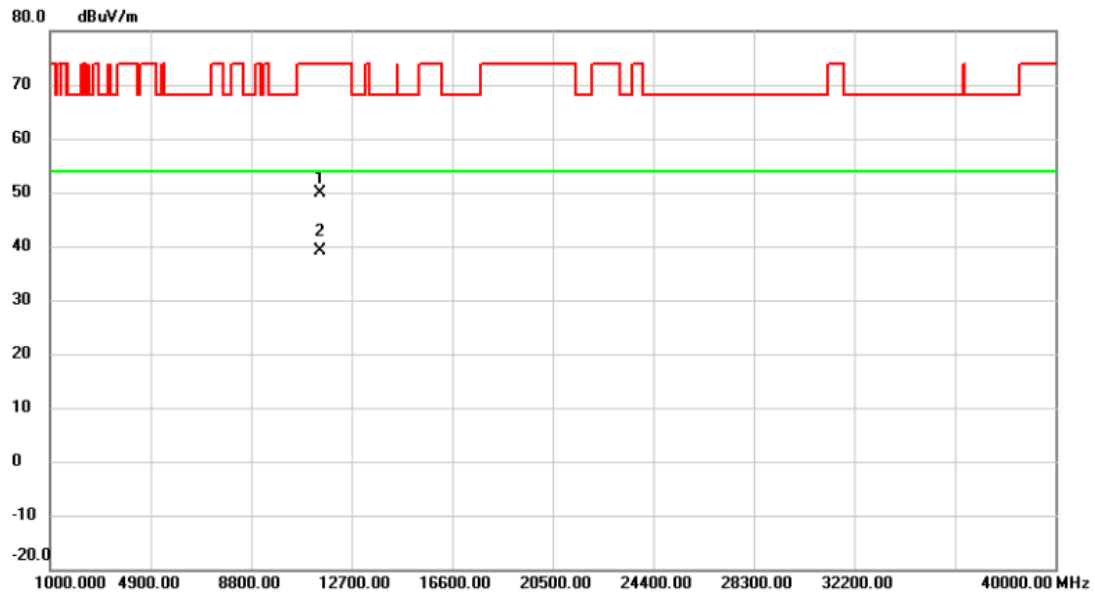


No. Mk.	Freq. MHz	Reading Level dBuV	Correct Factor dB	Measure- ment dBuV/m	Limit dBuV/m	Margin dB	Detector	Comment
1	5715.000	30.13	41.41	71.54	109.40	-37.86	peak	
2	5725.000	40.16	41.43	81.59	122.20	-40.61	peak	
3 *	5744.600	61.56	41.48	103.04	122.20	-19.16	peak	No Limit

REMARKS:

- (1) Measurement Value = Reading Level + Correct Factor.
- (2) Margin Level = Measurement Value - Limit Value.

Test Mode	UNII-3_TX AC(VHT20) Mode 5745 MHz	Polarization	Horizontal
-----------	-----------------------------------	--------------	------------

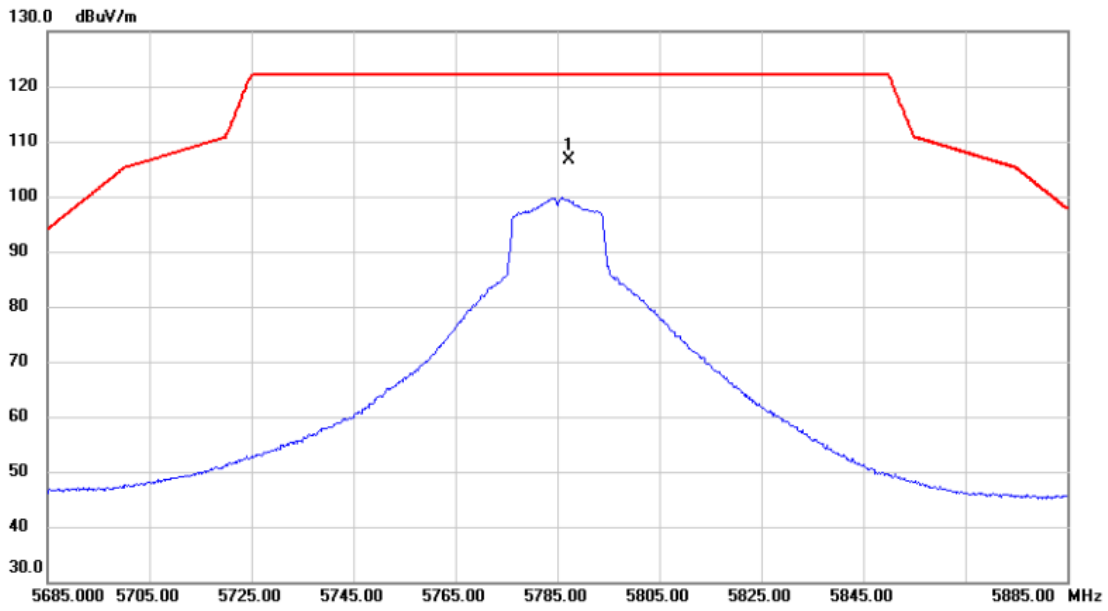


No.	Mk.	Freq. MHz	Reading Level dBuV	Correct Factor dB	Measure- ment dBuV/m	Limit dBuV/m	Margin dB	Detector	Comment
1		11486.580	50.57	-0.77	49.80	74.00	-24.20	peak	
2	*	11489.320	39.93	-0.76	39.17	54.00	-14.83	AVG	

REMARKS:

- (1) Measurement Value = Reading Level + Correct Factor.
- (2) Margin Level = Measurement Value - Limit Value.

Test Mode	UNII-3_TX AC(VHT20) Mode 5785 MHz	Polarization	Vertical
-----------	-----------------------------------	--------------	----------

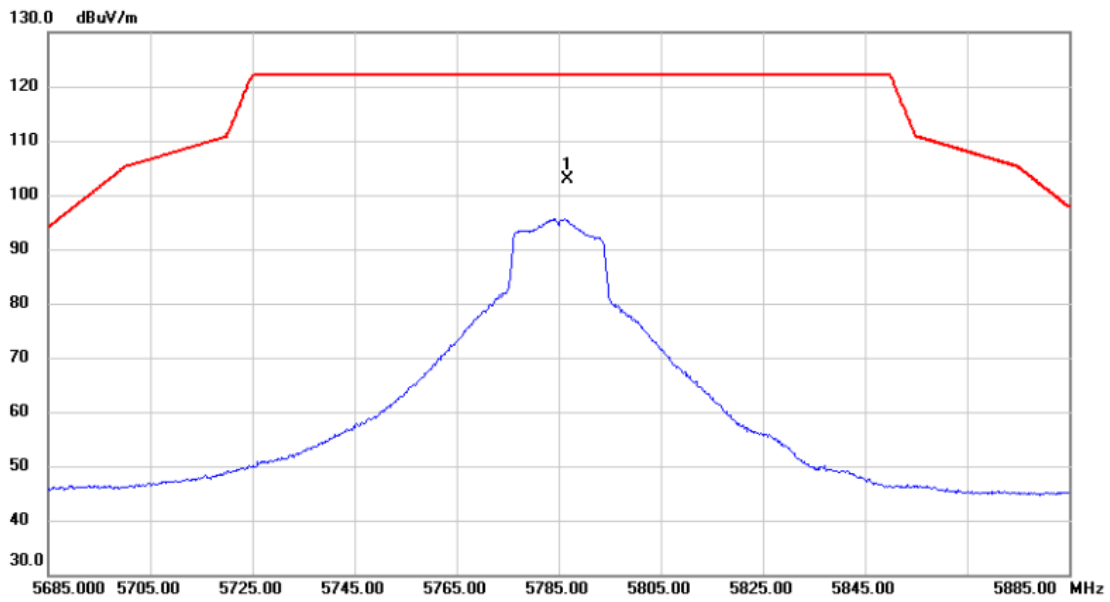


No. Mk.	Freq. MHz	Reading Level dBuV	Correct Factor dB	Measure- ment dBuV/m	Limit dBuV/m	Margin dB	Detector	Comment
1 *	5787.200	65.09	41.58	106.67	122.20	-15.53	peak	No Limit

REMARKS:

- (1) Measurement Value = Reading Level + Correct Factor.
- (2) Margin Level = Measurement Value - Limit Value.

Test Mode	UNII-3_TX AC(VHT20) Mode 5785 MHz	Polarization	Horizontal
-----------	-----------------------------------	--------------	------------

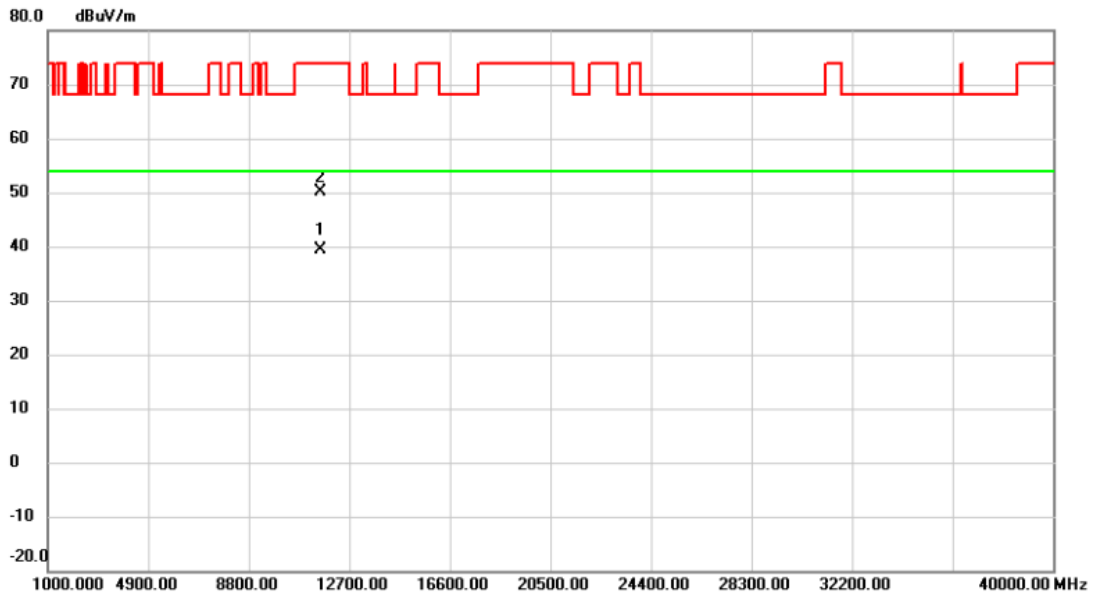


No. Mk.	Freq.	Reading Level	Correct Factor	Measurement	Limit	Margin	Detector	Comment
	MHz	dBuV	dB	dBuV/m	dBuV/m	dB		
1 *	5786.800	61.35	41.58	102.93	122.20	-19.27	peak	No Limit

REMARKS:

- (1) Measurement Value = Reading Level + Correct Factor.
- (2) Margin Level = Measurement Value - Limit Value.

Test Mode	UNII-3_TX AC(VHT20) Mode 5785 MHz	Polarization	Horizontal
-----------	-----------------------------------	--------------	------------

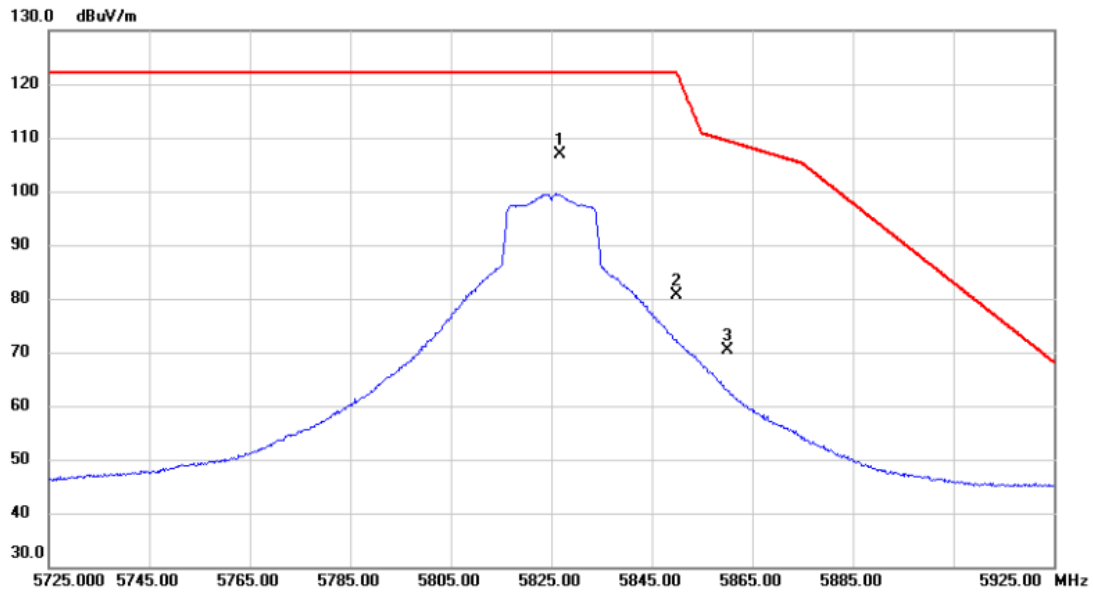


No.	Mk.	Freq. MHz	Reading Level dBuV	Correct Factor dB	Measure- ment dBuV/m	Limit dBuV/m	Margin dB	Detector	Comment
1	*	11568.160	40.09	-0.82	39.27	54.00	-14.73	AVG	
2		11569.760	50.84	-0.82	50.02	74.00	-23.98	peak	

REMARKS:

- (1) Measurement Value = Reading Level + Correct Factor.
- (2) Margin Level = Measurement Value - Limit Value.

Test Mode	UNII-3_TX AC(VHT20) Mode 5825 MHz	Polarization	Vertical
-----------	-----------------------------------	--------------	----------

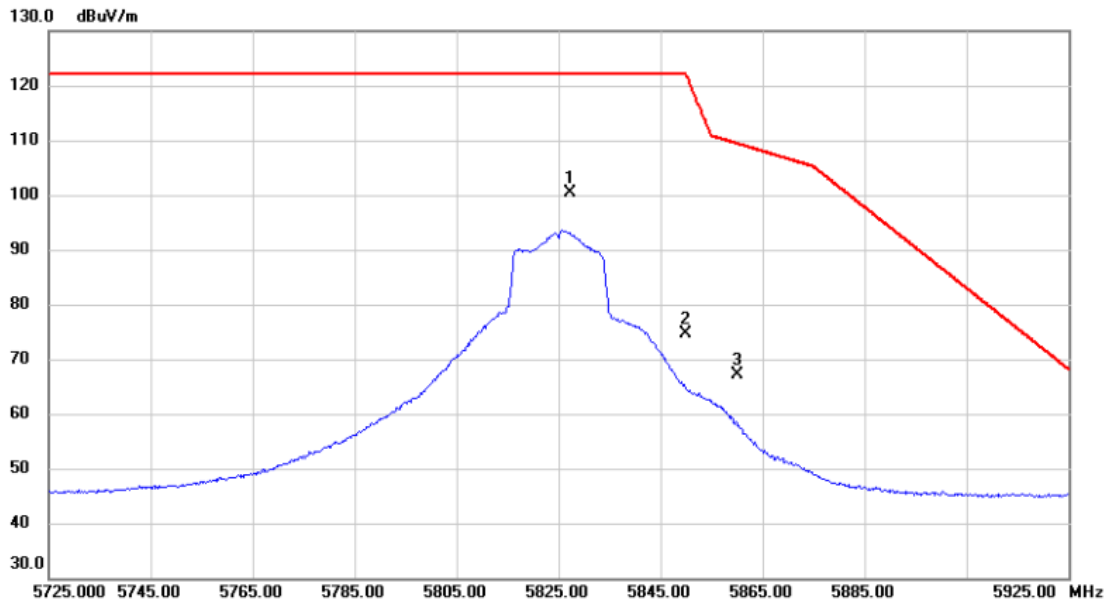


No.	Mk.	Freq. MHz	Reading Level dBuV	Correct Factor dB	Measure- ment dBuV/m	Limit dBuV/m	Margin dB	Detector	Comment
1	*	5826.800	65.32	41.68	107.00	122.20	-15.20	peak	No Limit
2		5850.000	38.85	41.74	80.59	122.20	-41.61	peak	
3		5860.000	28.61	41.76	70.37	109.40	-39.03	peak	

REMARKS:

- (1) Measurement Value = Reading Level + Correct Factor.
- (2) Margin Level = Measurement Value - Limit Value.

Test Mode	UNII-3_TX AC(VHT20) Mode 5825 MHz	Polarization	Horizontal
-----------	-----------------------------------	--------------	------------

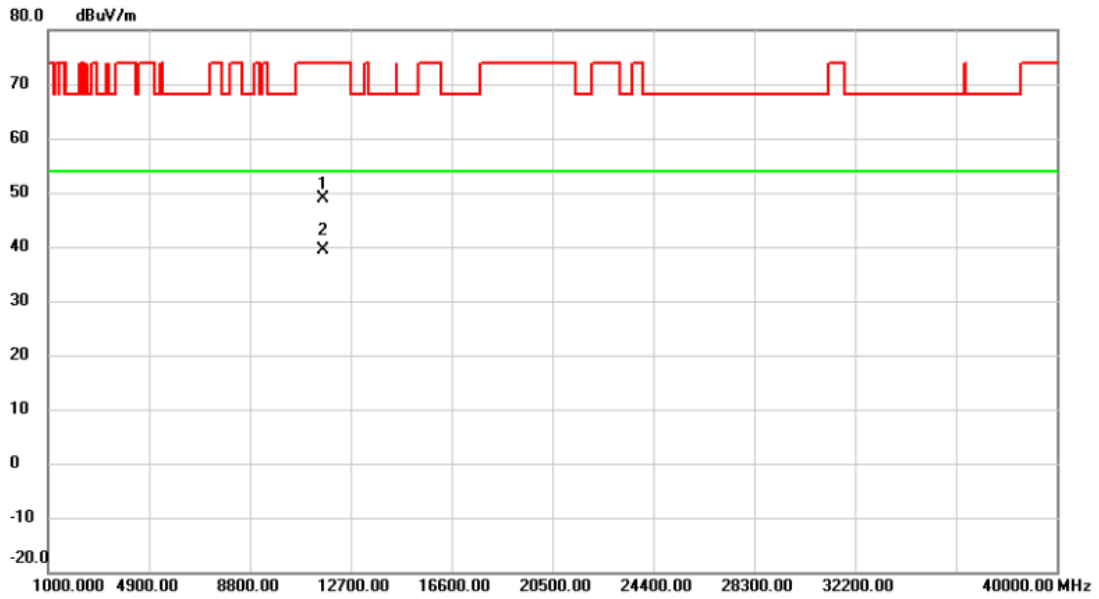


No. Mk.	Freq. MHz	Reading Level dBuV	Correct Factor dB	Measure- ment dBuV/m	Limit dBuV/m	Margin dB	Detector	Comment
1 *	5827.200	58.81	41.68	100.49	122.20	-21.71	peak	No Limit
2	5850.000	32.81	41.74	74.55	122.20	-47.65	peak	
3	5860.000	25.40	41.76	67.16	109.40	-42.24	peak	

REMARKS:

- (1) Measurement Value = Reading Level + Correct Factor.
- (2) Margin Level = Measurement Value - Limit Value.

Test Mode	UNII-3_TX AC(VHT20) Mode 5825 MHz	Polarization	Horizontal
-----------	-----------------------------------	--------------	------------

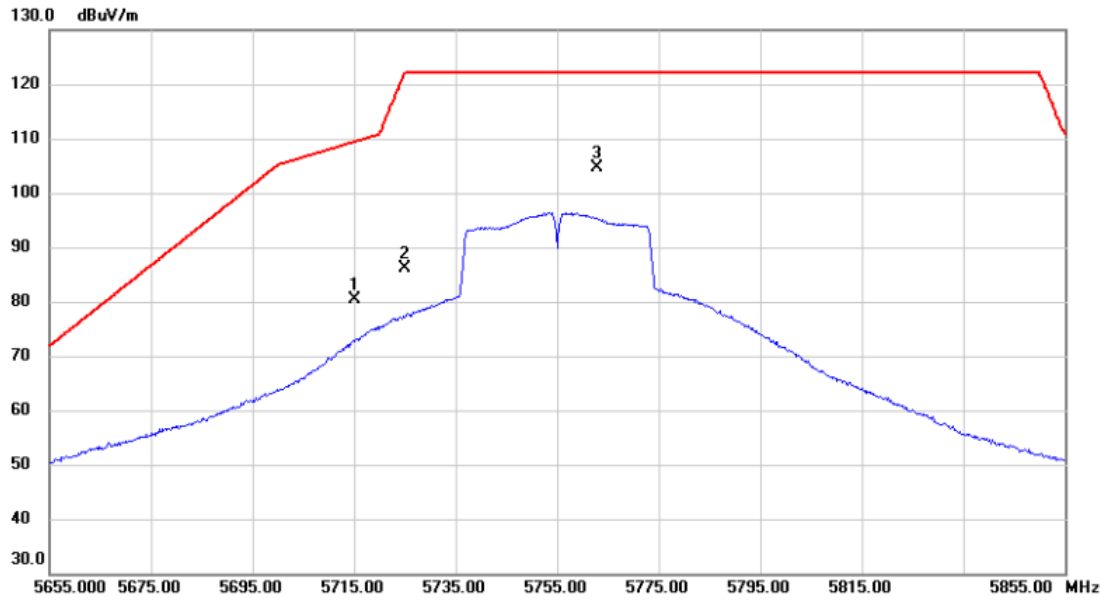


No. Mk.	Freq. MHz	Reading Level dBuV	Correct Factor dB	Measurement dBuV/m	Limit dBuV/m	Margin dB	Detector	Comment
1	11651.970	49.77	-0.86	48.91	74.00	-25.09	peak	
2 *	11653.930	40.30	-0.87	39.43	54.00	-14.57	AVG	

REMARKS:

- (1) Measurement Value = Reading Level + Correct Factor.
- (2) Margin Level = Measurement Value - Limit Value.

Test Mode	UNII-3_TX AC(VHT40) Mode 5755 MHz	Polarization	Vertical
-----------	-----------------------------------	--------------	----------

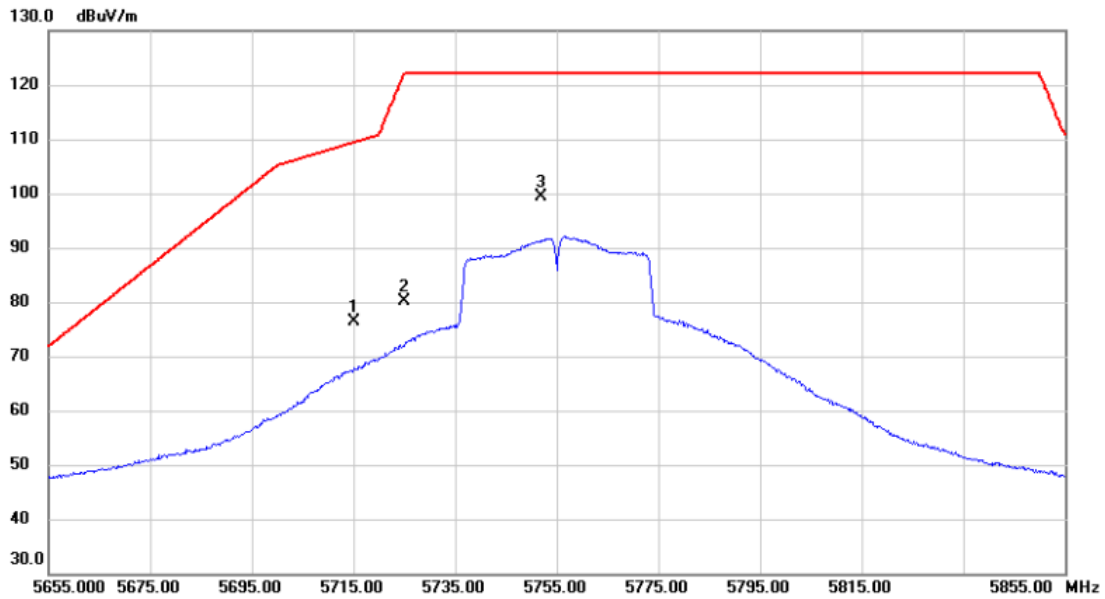


No.	Mk.	Freq.	Reading Level	Correct Factor	Measurement	Limit	Margin	Detector	Comment
		MHz	dBuV	dB	dBuV/m	dBuV/m	dB		
1		5715.000	38.87	41.41	80.28	109.40	-29.12	peak	
2		5725.000	44.61	41.43	86.04	122.20	-36.16	peak	
3	*	5762.800	63.01	41.53	104.54	122.20	-17.66	peak	No Limit

REMARKS:

- (1) Measurement Value = Reading Level + Correct Factor.
- (2) Margin Level = Measurement Value - Limit Value.

Test Mode	UNII-3_TX AC(VHT40) Mode 5755 MHz	Polarization	Horizontal
-----------	-----------------------------------	--------------	------------

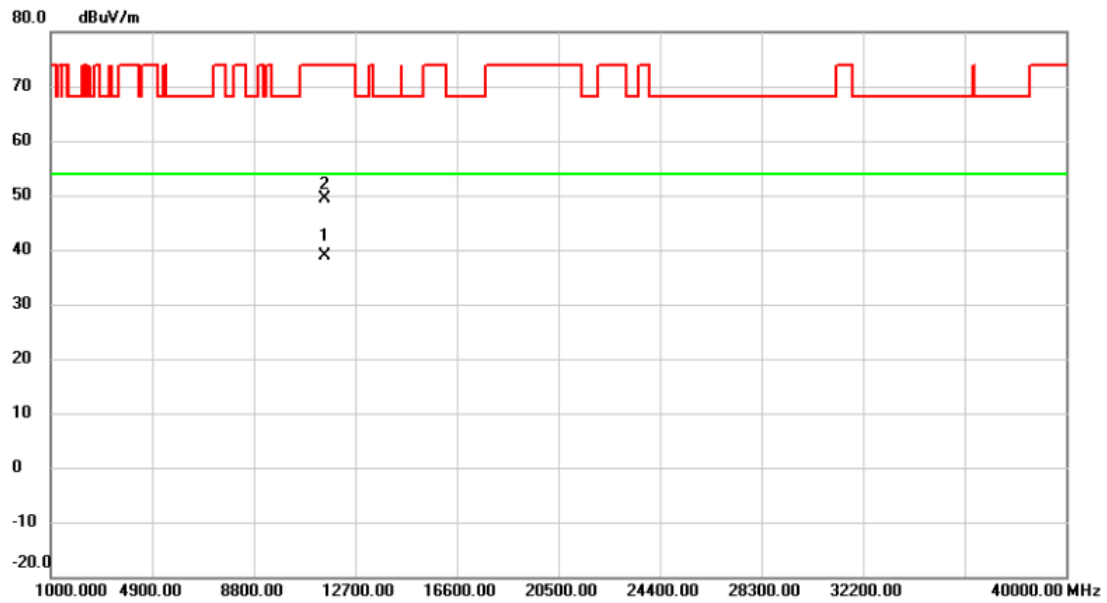


No. Mk.	Freq. MHz	Reading Level dBuV	Correct Factor dB	Measurement dBuV/m	Limit dBuV/m	Margin dB	Detector	Comment
1	5715.000	34.92	41.41	76.33	109.40	-33.07	peak	
2	5725.000	38.63	41.43	80.06	122.20	-42.14	peak	
3 *	5752.000	57.84	41.50	99.34	122.20	-22.86	peak	No Limit

REMARKS:

- (1) Measurement Value = Reading Level + Correct Factor.
- (2) Margin Level = Measurement Value - Limit Value.

Test Mode	UNII-3_TX AC(VHT40) Mode 5755 MHz	Polarization	Horizontal
-----------	-----------------------------------	--------------	------------

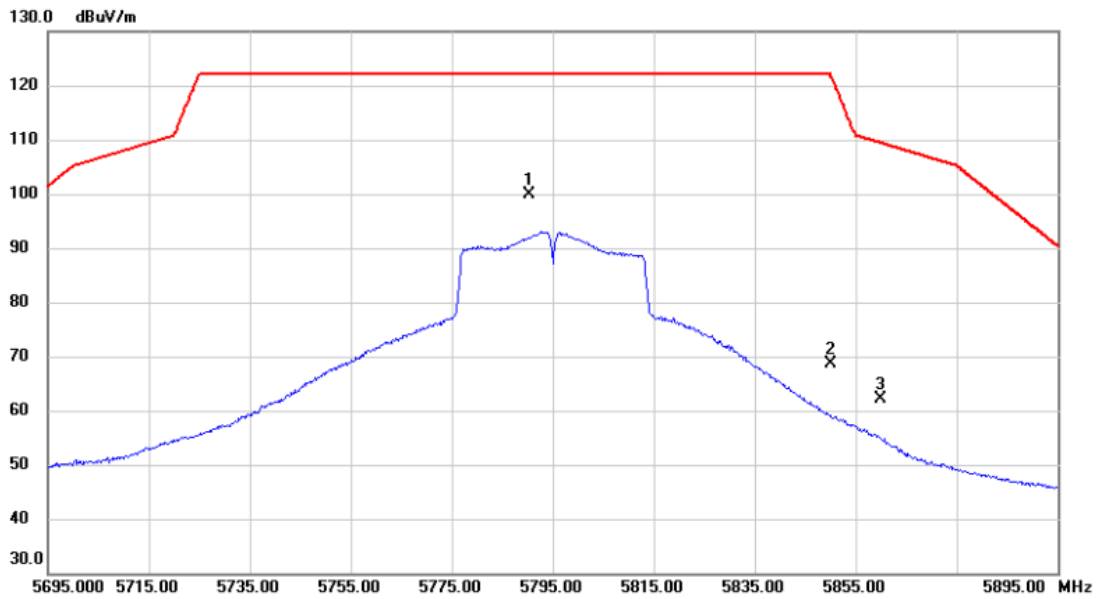


No.	Mk.	Freq. MHz	Reading Level dBuV	Correct Factor dB	Measure- ment dBuV/m	Limit dBuV/m	Margin dB	Detector	Comment
1	*	11506.410	39.73	-0.77	38.96	54.00	-15.04	AVG	
2		11511.210	50.20	-0.77	49.43	74.00	-24.57	peak	

REMARKS:

- (1) Measurement Value = Reading Level + Correct Factor.
- (2) Margin Level = Measurement Value - Limit Value.

Test Mode	UNII-3_TX AC(VHT40) Mode 5795 MHz	Polarization	Vertical
-----------	-----------------------------------	--------------	----------

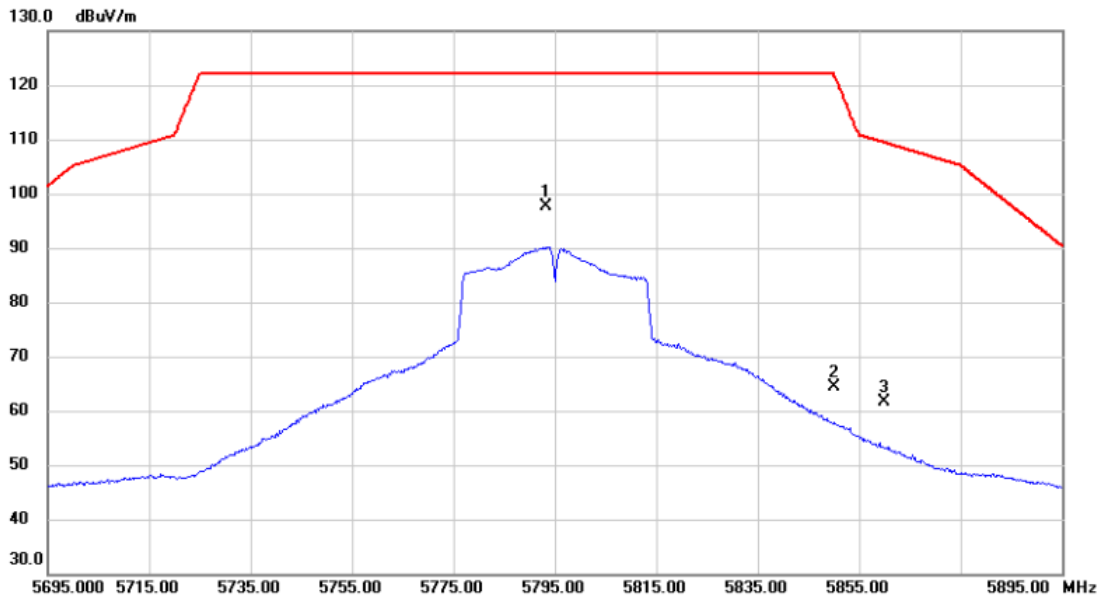


No. Mk.	Freq. MHz	Reading Level dBuV	Correct Factor dB	Measure- ment dBuV/m	Limit dBuV/m	Margin dB	Detector	Comment
1 *	5790.400	58.33	41.59	99.92	122.20	-22.28	peak	No Limit
2	5850.000	26.89	41.74	68.63	122.20	-53.57	peak	
3	5860.000	20.43	41.76	62.19	109.40	-47.21	peak	

REMARKS:

- (1) Measurement Value = Reading Level + Correct Factor.
- (2) Margin Level = Measurement Value - Limit Value.

Test Mode	UNII-3_TX AC(VHT40) Mode 5795 MHz	Polarization	Horizontal
-----------	-----------------------------------	--------------	------------

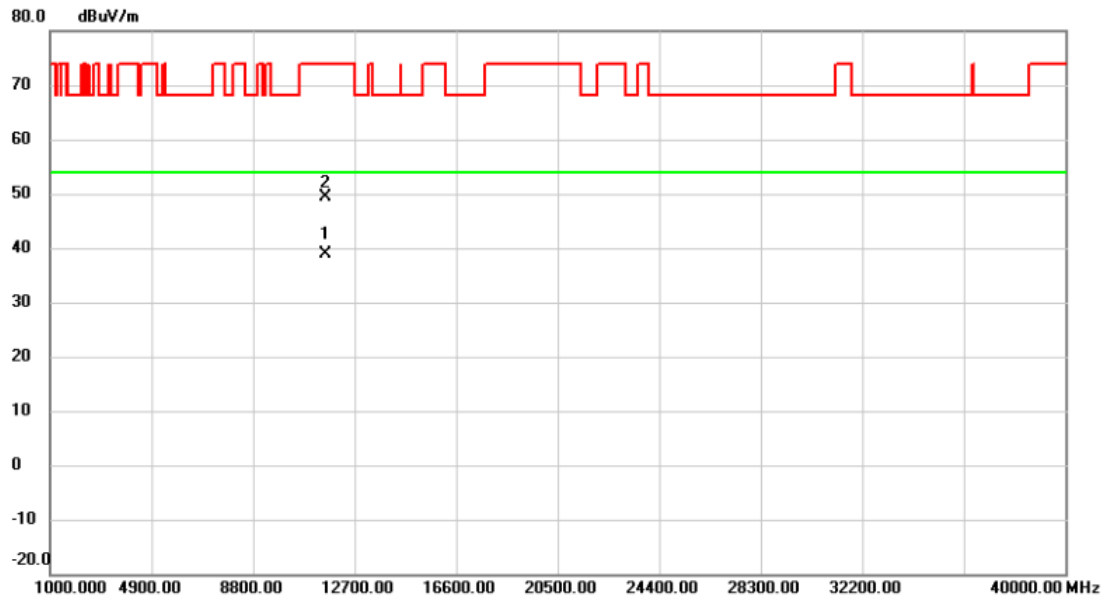


No. Mk.	Freq. MHz	Reading Level dBuV	Correct Factor dB	Measure- ment dBuV/m	Limit dBuV/m	Margin dB	Detector	Comment
1 *	5793.400	55.98	41.60	97.58	122.20	-24.62	peak	No Limit
2	5850.000	22.63	41.74	64.37	122.20	-57.83	peak	
3	5860.000	19.75	41.76	61.51	109.40	-47.89	peak	

REMARKS:

- (1) Measurement Value = Reading Level + Correct Factor.
- (2) Margin Level = Measurement Value - Limit Value.

Test Mode	UNII-3_TX AC(VHT40) Mode 5795 MHz	Polarization	Horizontal
-----------	-----------------------------------	--------------	------------

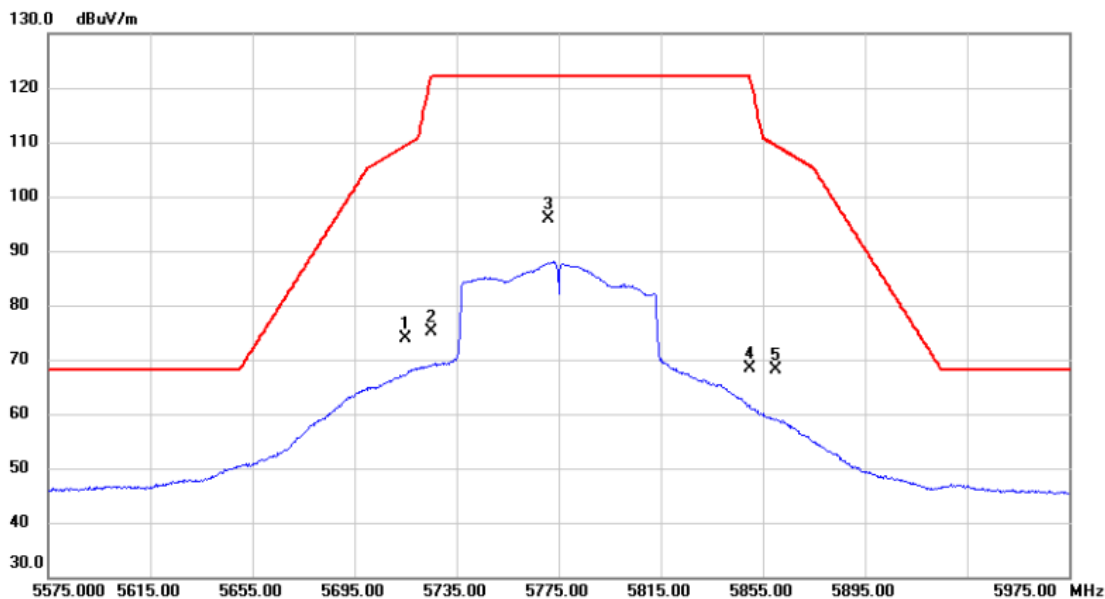


No.	Mk.	Freq.	Reading Level	Correct Factor	Measurement	Limit	Margin	Detector	Comment
		MHz	dBuV	dB	dBuV/m	dBuV/m	dB		
1	*	11585.000	39.81	-0.82	38.99	54.00	-15.01	AVG	
2		11585.580	50.18	-0.82	49.36	74.00	-24.64	peak	

REMARKS:

- (1) Measurement Value = Reading Level + Correct Factor.
- (2) Margin Level = Measurement Value - Limit Value.

Test Mode	UNII-3_TX AC(VHT80) Mode 5775 MHz	Polarization	Vertical
-----------	-----------------------------------	--------------	----------

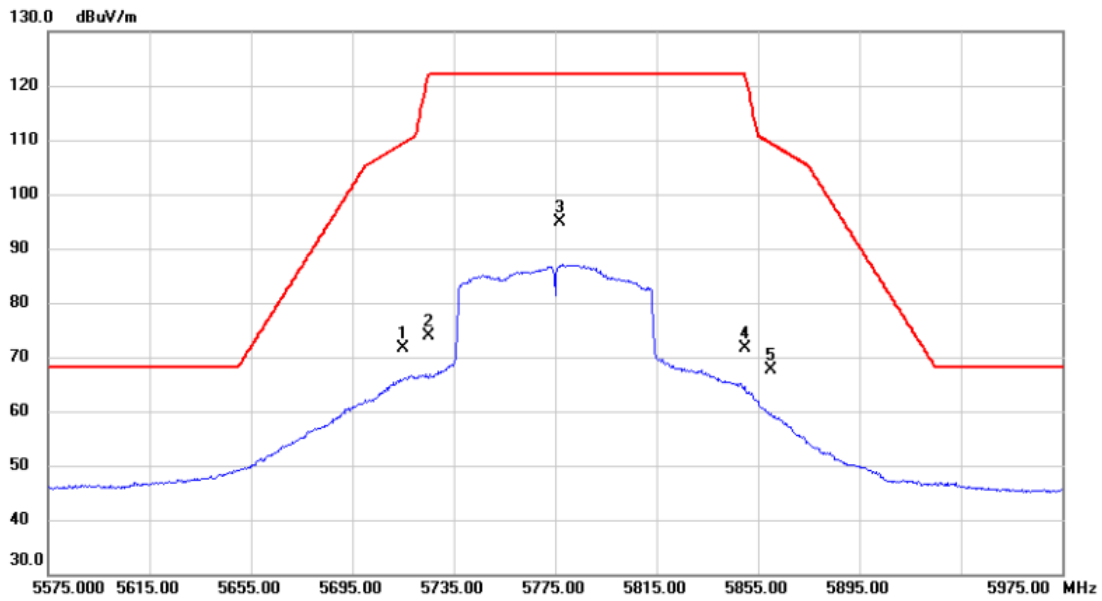


No. Mk.	Freq. MHz	Reading Level dBuV	Correct Factor dB	Measure- ment dBuV/m	Limit dBuV/m	Margin dB	Detector	Comment
1	5715.000	32.56	41.41	73.97	109.40	-35.43	peak	
2	5725.000	33.60	41.43	75.03	122.20	-47.17	peak	
3 *	5771.000	54.22	41.55	95.77	122.20	-26.43	peak	No Limit
4	5850.000	26.59	41.74	68.33	122.20	-53.87	peak	
5	5860.000	26.29	41.76	68.05	109.40	-41.35	peak	

REMARKS:

- (1) Measurement Value = Reading Level + Correct Factor.
- (2) Margin Level = Measurement Value - Limit Value.

Test Mode	UNII-3_TX AC(VHT80) Mode 5775 MHz	Polarization	Horizontal
-----------	-----------------------------------	--------------	------------



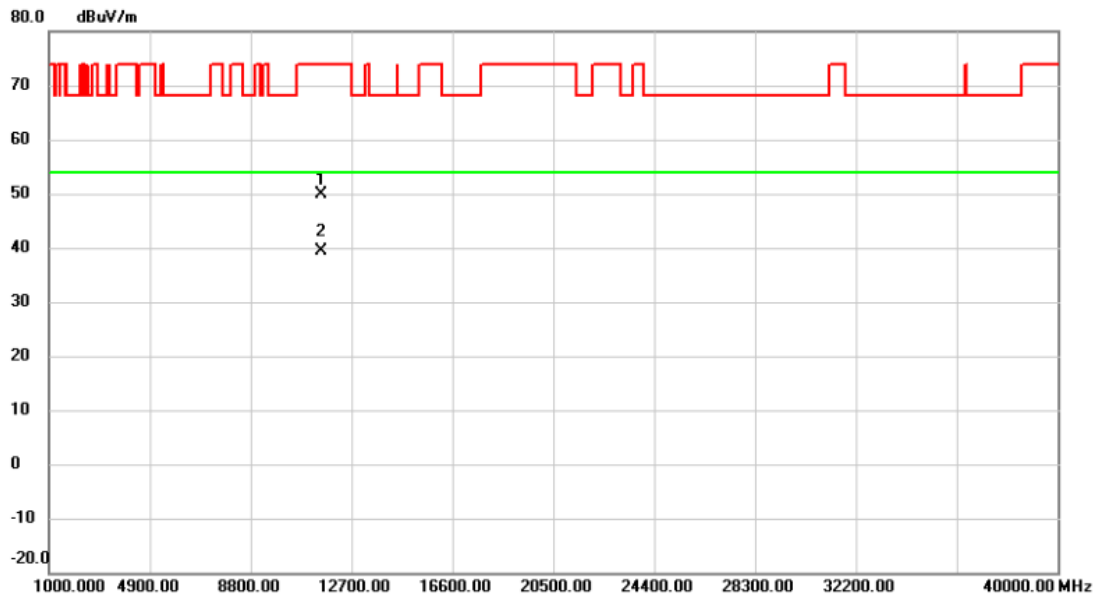
No. Mk.	Freq. MHz	Reading Level dBuV	Correct Factor dB	Measure- ment dBuV/m	Limit dBuV/m	Margin dB	Detector	Comment
1	5715.000	30.13	41.41	71.54	109.40	-37.86	peak	
2	5725.000	32.57	41.43	74.00	122.20	-48.20	peak	
3 *	5777.000	53.33	41.56	94.89	122.20	-27.31	peak	No Limit
4	5850.000	29.97	41.74	71.71	122.20	-50.49	peak	
5	5860.000	25.89	41.76	67.65	109.40	-41.75	peak	

REMARKS:

(1) Measurement Value = Reading Level + Correct Factor.

(2) Margin Level = Measurement Value - Limit Value.

Test Mode	UNII-3_TX AC(VHT80) Mode 5775 MHz	Polarization	Horizontal
-----------	-----------------------------------	--------------	------------



No. Mk.	Freq. MHz	Reading Level dBuV	Correct Factor dB	Measure- ment dBuV/m	Limit dBuV/m	Margin dB	Detector	Comment
1	11547.600	50.75	-0.80	49.95	74.00	-24.05	peak	
2 *	11554.320	40.07	-0.81	39.26	54.00	-14.74	AVG	

REMARKS:

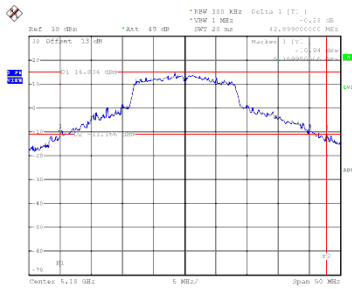
- (1) Measurement Value = Reading Level + Correct Factor.
- (2) Margin Level = Measurement Value - Limit Value.

APPENDIX E - BANDWIDTH

Test Mode	UNII-1_TX A Mode
-----------	------------------

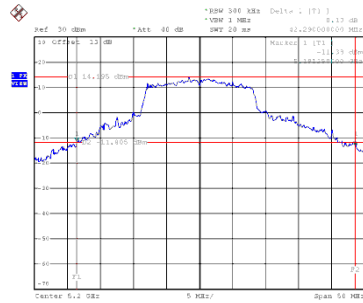
Channel	Frequency (MHz)	26 dB Bandwidth (MHz)	99 % Occupied Bandwidth (MHz)
36	5180	42.899	29.300
40	5200	42.290	28.500
48	5240	37.800	18.400

CH36



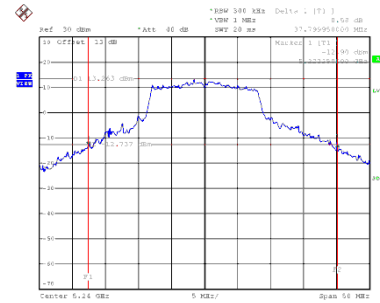
Date: 1.JUL.2022 14:59:13

CH40
26 dB Bandwidth



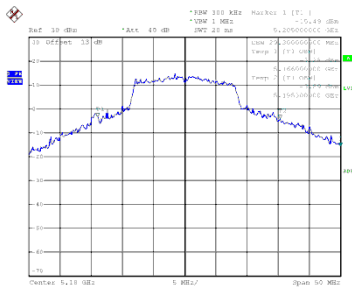
Date: 1.JUL.2022 14:59:56

CH48

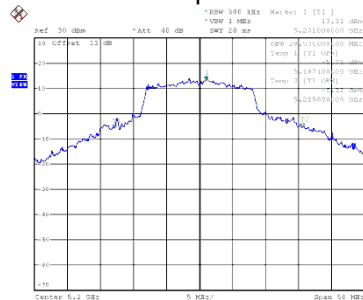


Date: 1.JUL.2022 20:19:15

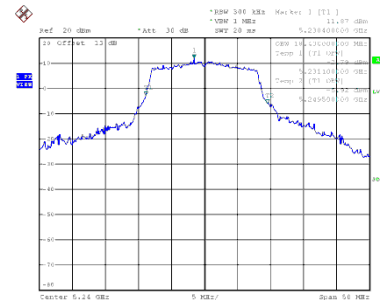
99 % Occupied Bandwidth



Date: 1.JUL.2022 14:59:14



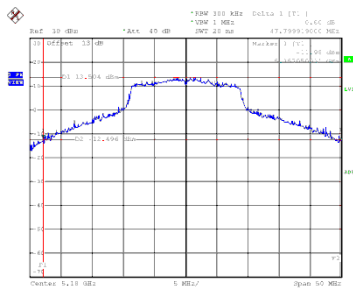
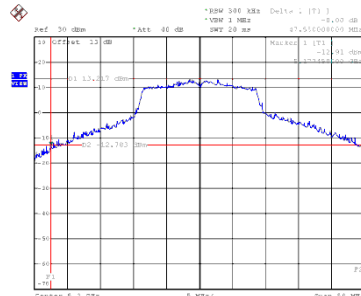
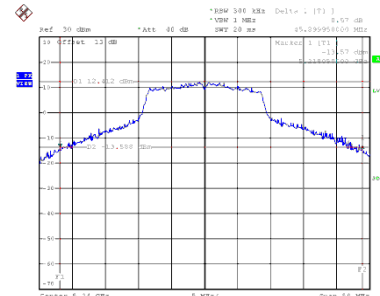
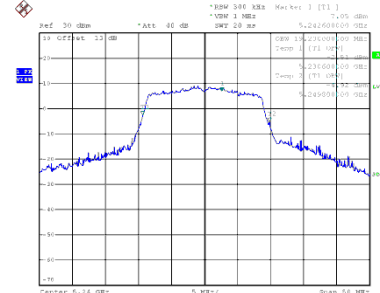
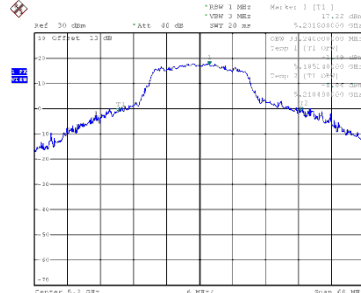
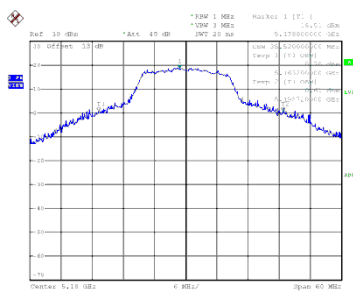
Date: 1.JUL.2022 14:59:57



Date: 23.JUL.2022 14:20:07

Test Mode	UNII-1_TX AC(VHT20) Mode
-----------	--------------------------

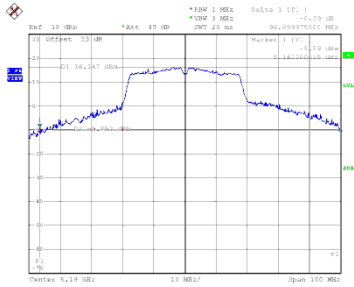
Channel	Frequency (MHz)	26 dB Bandwidth (MHz)	99 % Occupied Bandwidth (MHz)
36	5180	47.800	35.520
40	5200	47.550	33.240
48	5240	45.900	19.200

CH36

CH40
26 dB Bandwidth

CH48

99 % Occupied Bandwidth


Test Mode UNII-1_TX AC(VHT40) Mode

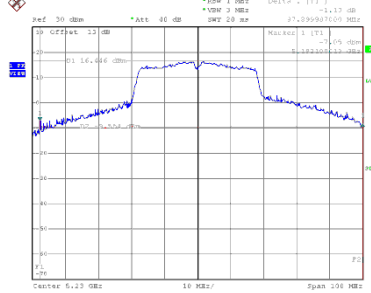
Channel	Frequency (MHz)	26 dB Bandwidth (MHz)	99 % Occupied Bandwidth (MHz)
38	5190	96.700	60.800
46	5230	97.900	38.200

CH38



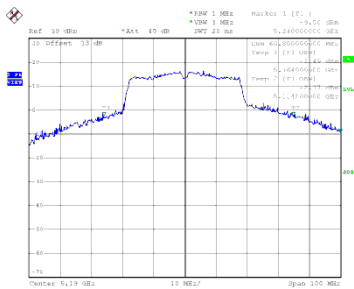
Date: 5_JUL_2022 11:39:49

CH46
26 dB Bandwidth

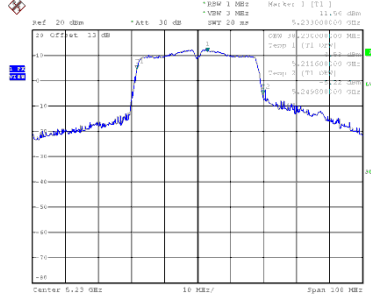


Date: 5_JUL_2022 11:42:47

99 % Occupied Bandwidth



Date: 5_JUL_2022 11:40:13

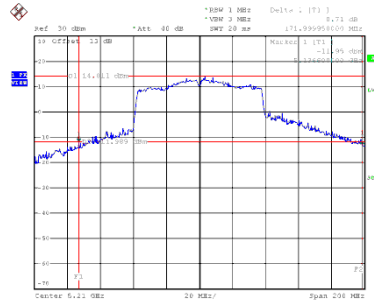


Date: 22_JUL_2022 14:26:13

Test Mode	UNII-1_TX AC(VHT80) Mode
-----------	--------------------------

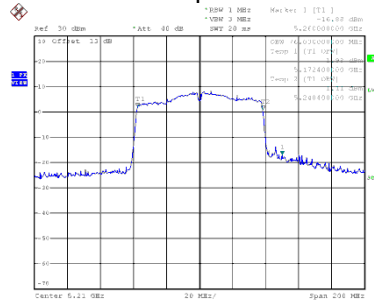
Channel	Frequency (MHz)	26 dB Bandwidth (MHz)	99 % Occupied Bandwidth (MHz)
42	5210	172.000	76.000

CH42
26 dB Bandwidth



Date: 1.JUL.2022 10:59:40

99 % Occupied Bandwidth

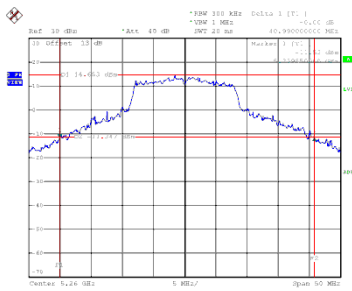


Date: 22.JUL.2022 10:06:26

Test Mode	UNII-2A_TX A Mode
-----------	-------------------

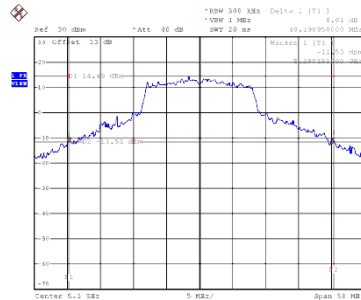
Channel	Frequency (MHz)	26 dB Bandwidth (MHz)	99 % Occupied Bandwidth (MHz)
52	5260	40.990	28.400
60	5300	40.199	27.600
64	5320	40.698	28.200

CH52



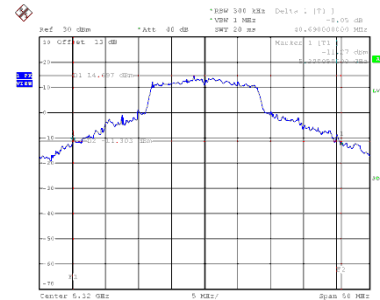
Date: 1.JUL.2022 15:03:04

CH60
26 dB Bandwidth



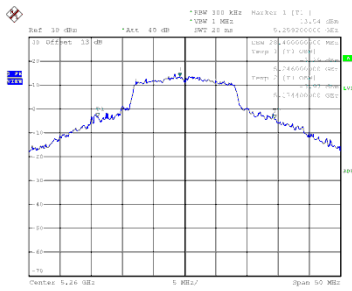
Date: 1.JUL.2022 15:03:56

CH64

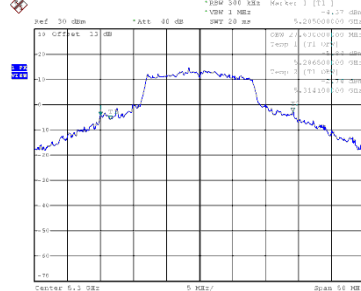


Date: 1.JUL.2022 15:09:02

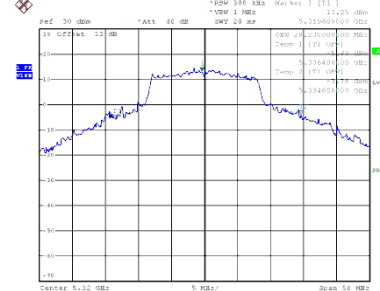
99 % Occupied Bandwidth



Date: 1.JUL.2022 15:02:43



Date: 1.JUL.2022 15:03:53

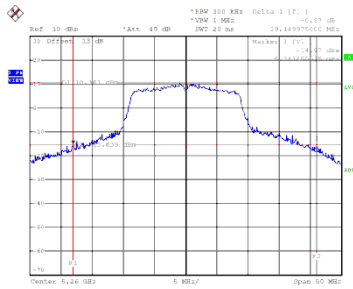


Date: 1.JUL.2022 15:04:41

Test Mode	UNII-2A_TX AC(VHT20) Mode
-----------	---------------------------

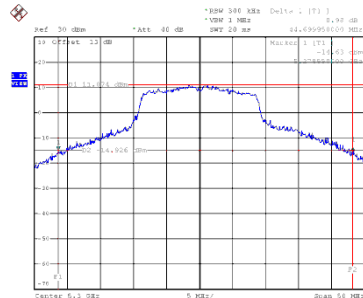
Channel	Frequency (MHz)	26 dB Bandwidth (MHz)	99 % Occupied Bandwidth (MHz)
52	5260	39.150	21.300
60	5300	44.700	30.000
64	5320	43.398	27.400

CH52



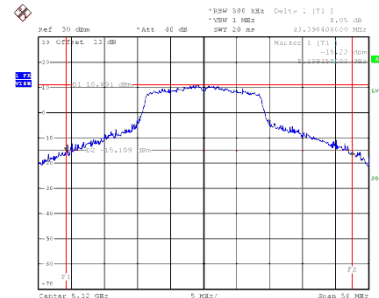
Date: 19_JUL_2022 10:10:13

CH60
26 dB Bandwidth



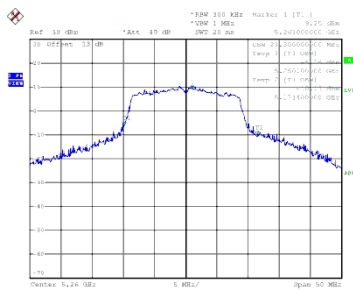
Date: 19_JUL_2022 10:10:11

CH64

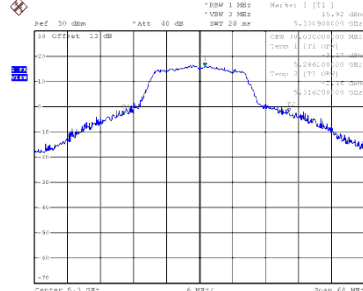


Date: 19_JUL_2022 10:10:12

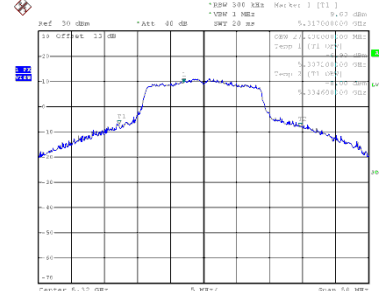
99 % Occupied Bandwidth



Date: 19_JUL_2022 10:10:13



Date: 19_JUL_2022 10:10:11

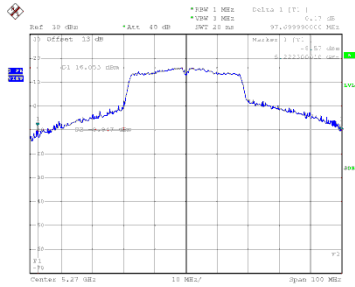


Date: 19_JUL_2022 10:10:12

Test Mode	UNII-2A_TX AC(VHT40) Mode
-----------	---------------------------

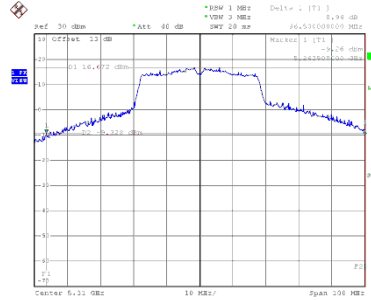
Channel	Frequency (MHz)	26 dB Bandwidth (MHz)	99 % Occupied Bandwidth (MHz)
54	5270	97.700	60.000
62	5310	96.500	61.400

CH54



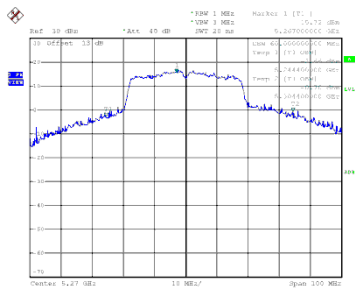
Date: 5.JUL.2022 11:44:09

CH62 26 dB Bandwidth

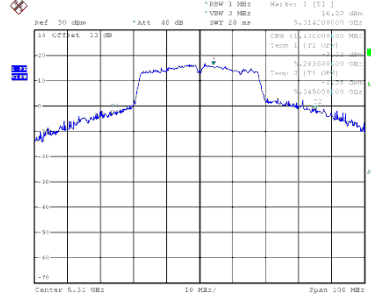


Date: 5.JUL.2022 11:45:12

99 % Occupied Bandwidth



Date: 1.JUL.2022 19:50:15

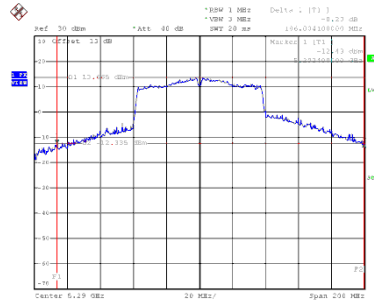


Date: 1.JUL.2022 19:50:58

Test Mode	UNII-2A_TX AC(VHT80) Mode
-----------	---------------------------

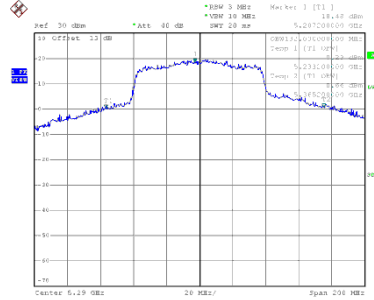
Channel	Frequency (MHz)	26 dB Bandwidth (MHz)	99 % Occupied Bandwidth (MHz)
58	5290	186.004	132.000

CH58
26 dB Bandwidth



Date: 1.JUL.2022 19:34:44

99 % Occupied Bandwidth

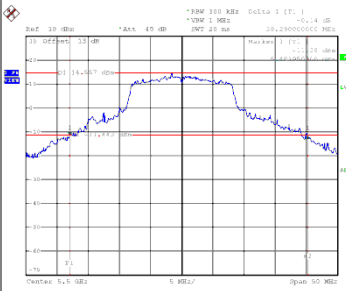


Date: 5.JUL.2022 13:37:09

Test Mode	UNII-2C_TX A Mode
-----------	-------------------

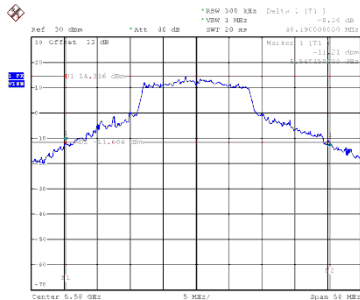
Channel	Frequency (MHz)	26 dB Bandwidth (MHz)	99 % Occupied Bandwidth (MHz)
100	5500	38.290	26.400
116	5580	40.190	27.400
140	5700	44.690	31.700

CH100



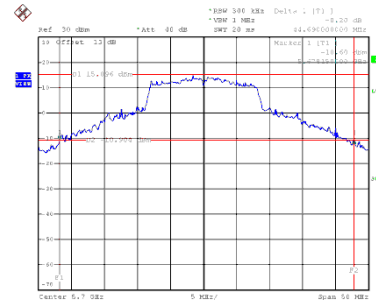
Date: 1.JUL.2022 15:06:12

CH116
26 dB Bandwidth



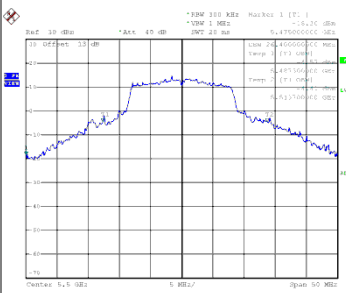
Date: 1.JUL.2022 15:08:06

CH140

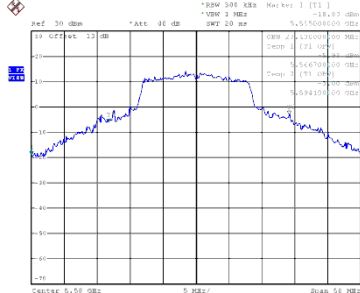


Date: 1.JUL.2022 15:10:19

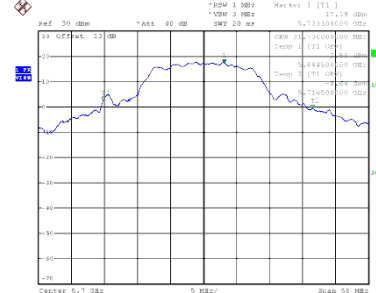
99 % Occupied Bandwidth



Date: 1.JUL.2022 15:05:49



Date: 1.JUL.2022 15:07:47

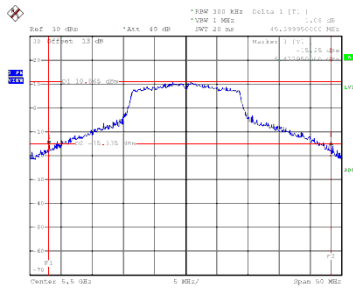


Date: 19.JUL.2022 09:43:00

Test Mode	UNII-2C_TX AC(VHT20) Mode
-----------	---------------------------

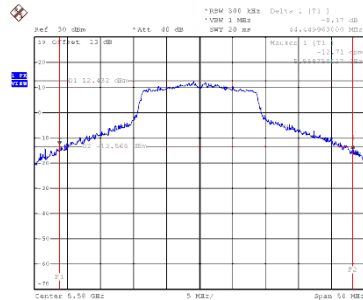
Channel	Frequency (MHz)	26 dB Bandwidth (MHz)	99 % Occupied Bandwidth (MHz)
100	5500	45.400	26.800
116	5580	44.450	27.100
140	5700	46.989	30.000

CH100



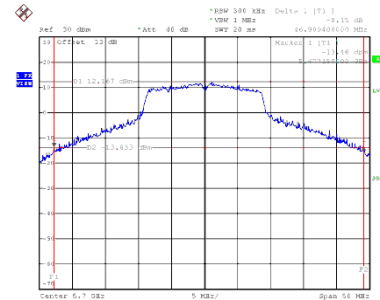
Date: 19_JUL_2022 10:06:53

CH116
26 dB Bandwidth



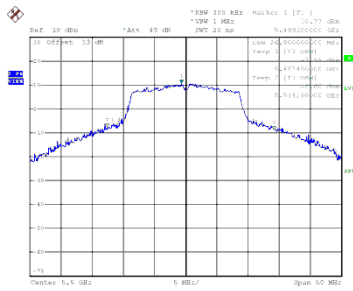
Date: 19_JUL_2022 10:07:25

CH140

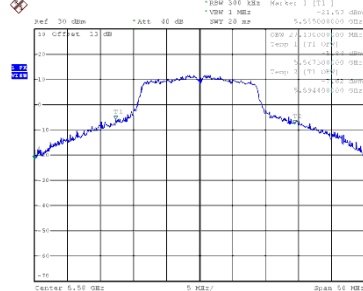


Date: 19_JUL_2022 10:07:57

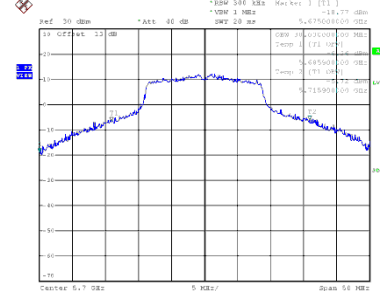
99 % Occupied Bandwidth



Date: 19_JUL_2022 10:06:44



Date: 19_JUL_2022 10:07:11

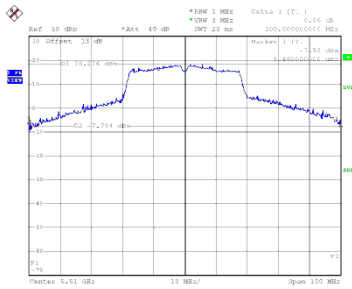


Date: 19_JUL_2022 10:07:49

Test Mode	UNII-2C_TX AC(VHT40) Mode
-----------	---------------------------

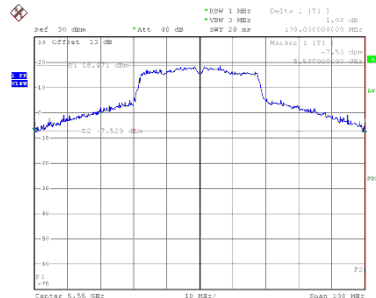
Channel	Frequency (MHz)	26 dB Bandwidth (MHz)	99 % Occupied Bandwidth (MHz)
102	5510	100.000	69.960
110	5550	100.000	70.400
134	5670	100.000	73.040

CH102



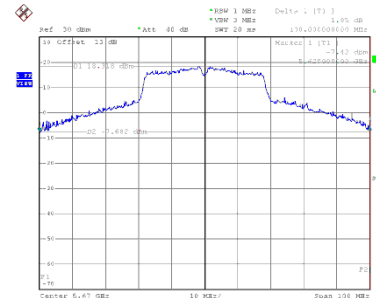
Date: 5.JUL.2022 11:40:49

CH110
26 dB Bandwidth



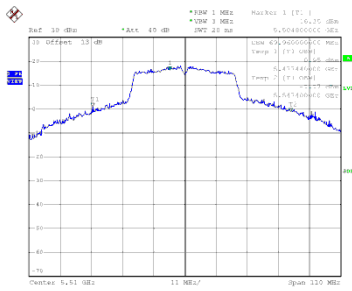
Date: 5.JUL.2022 11:47:09

CH134

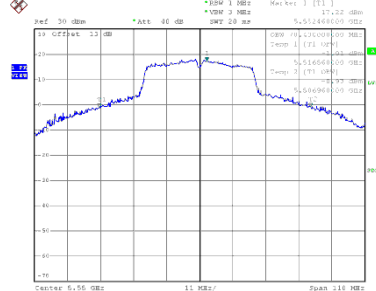


Date: 5.JUL.2022 11:48:03

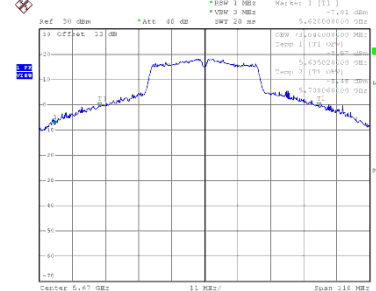
99 % Occupied Bandwidth



Date: 6.JUL.2022 13:41:54



Date: 6.JUL.2022 13:55:56

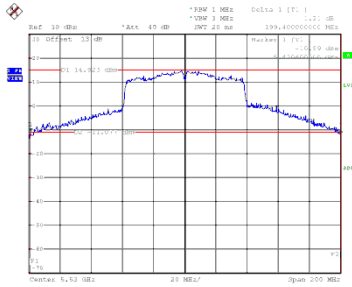


Date: 6.JUL.2022 13:57:06

Test Mode	UNII-2C_TX AC(VHT80) Mode
-----------	---------------------------

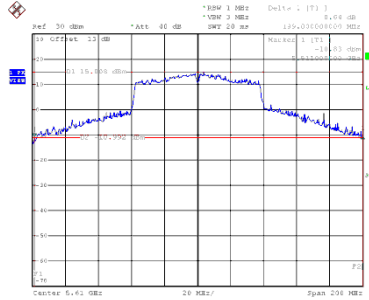
Channel	Frequency (MHz)	26 dB Bandwidth (MHz)	99 % Occupied Bandwidth (MHz)
106	5530	199.400	131.200
122	5610	199.000	139.860

CH106



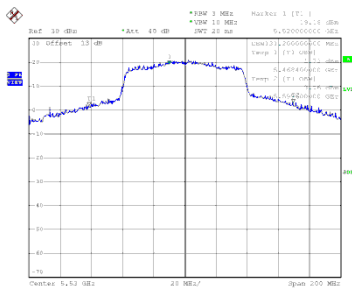
Date: 1.JUL.2022 19:30:22

CH122
26 dB Bandwidth

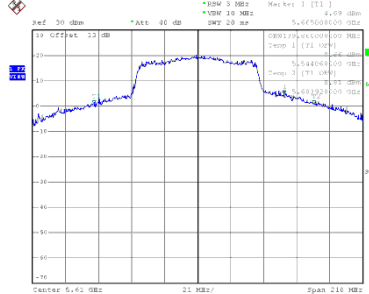


Date: 1.JUL.2022 19:36:46

99 % Occupied Bandwidth



Date: 5.JUL.2022 14:31:07

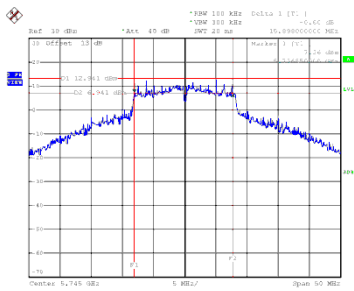


Date: 6.JUL.2022 14:03:21

Test Mode UNII-3_TX A Mode

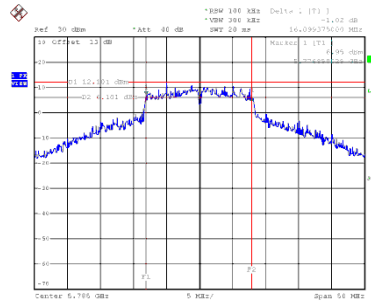
Channel	Frequency (MHz)	6 dB Bandwidth (MHz)	99 % Occupied Bandwidth (MHz)	6 dB Bandwidth Min. Limit (MHz)	Result
149	5745	15.898	36.960	0.5	Complies
157	5785	16.099	39.120	0.5	Complies
165	5825	16.098	38.400	0.5	Complies

CH149



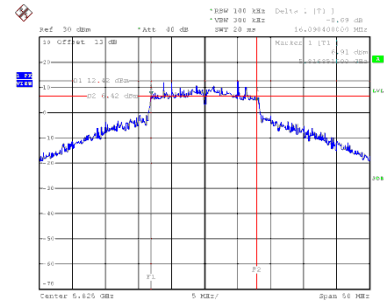
Date: 1.JUL.2022 10:12:02

CH157
6 dB Bandwidth



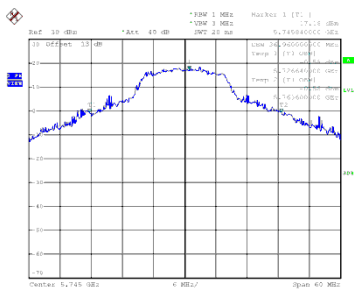
Date: 1.JUL.2022 15:12:59

CH165

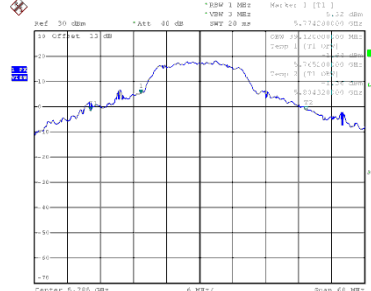


Date: 1.JUL.2022 15:16:59

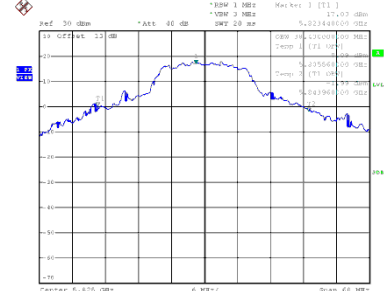
99 % Occupied Bandwidth



Date: 19.JUL.2022 09:45:02



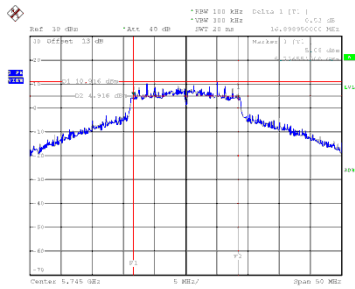
Date: 19.JUL.2022 09:45:14



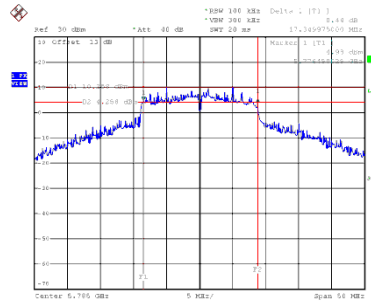
Date: 19.JUL.2022 09:49:53

Test Mode	UNII-3_TX AC(VHT20) Mode
-----------	--------------------------

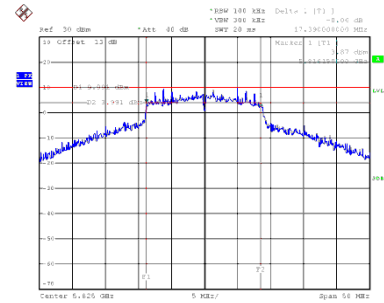
Channel	Frequency (MHz)	6 dB Bandwidth (MHz)	99 % Occupied Bandwidth (MHz)	6 dB Bandwidth Min. Limit (MHz)	Result
149	5745	16.899	38.640	0.5	Complies
157	5785	17.350	41.580	0.5	Complies
165	5825	17.390	42.140	0.5	Complies

CH149


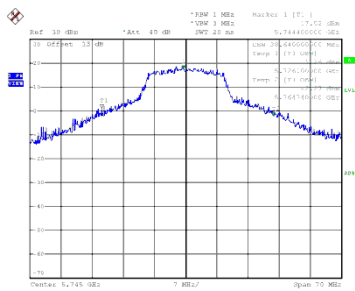
Date: 19_JUL_2022 10:11:07

**CH157
6 dB Bandwidth**


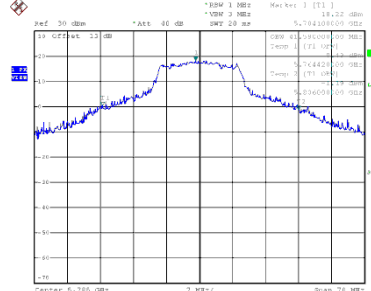
Date: 19_JUL_2022 10:11:09

CH165


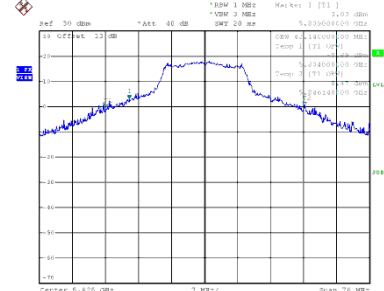
Date: 19_JUL_2022 10:11:14

99 % Occupied Bandwidth


Date: 19_JUL_2022 10:11:44



Date: 19_JUL_2022 10:11:14

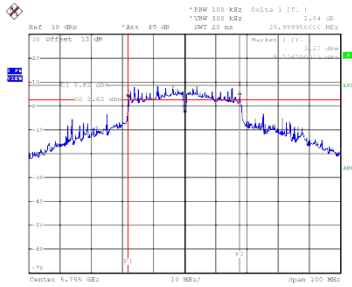


Date: 19_JUL_2022 10:11:10

Test Mode UNII-3_TX AC(VHT40) Mode

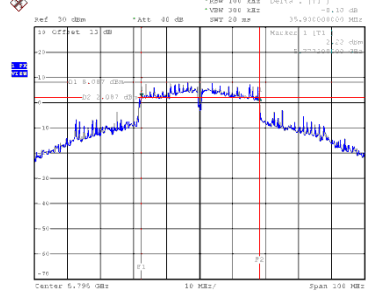
Channel	Frequency (MHz)	6 dB Bandwidth (MHz)	99 % Occupied Bandwidth (MHz)	6 dB Bandwidth Min. Limit (MHz)	Result
151	5755	36.000	60.200	0.5	Complies
159	5795	35.900	72.380	0.5	Complies

CH151



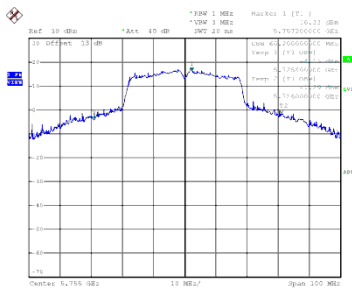
Date: 1.JUL.2022 20:01:59

**CH159
6 dB Bandwidth**

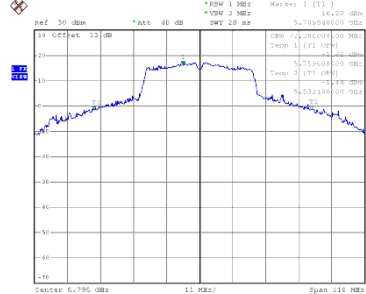


Date: 1.JUL.2022 20:04:04

99 % Occupied Bandwidth



Date: 22.JUL.2022 19:04:49

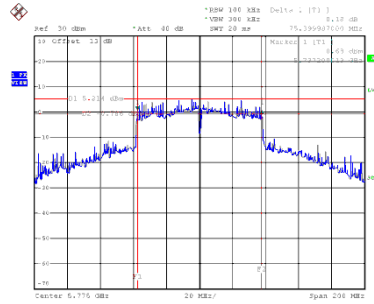


Date: 6.JUL.2022 13:59:37

Test Mode UNII-3_TX AC(VHT80) Mode

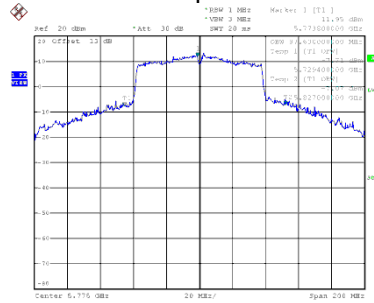
Channel	Frequency (MHz)	6 dB Bandwidth (MHz)	99 % Occupied Bandwidth (MHz)	6 dB Bandwidth Min. Limit (MHz)	Result
155	5775	75.400	97.600	0.5	Complies

CH155
6 dB Bandwidth



Date: 1 JUL 2022 19:38:59

99 % Occupied Bandwidth



Date: 23 JUL 2022 14:34:25

APPENDIX F - MAXIMUM OUTPUT POWER

Test Mode	UNII-1_TX A Mode
-----------	------------------

Channel	Frequency (MHz)	Output Power (dBm)	Duty Factor	Output Power + Duty Factor (dBm)	Max. Limit (dBm)	Max. Limit (W)	Result
36	5180	12.37	0.30	12.67	23.98	0.2500	Complies
40	5200	18.31	0.30	18.61	23.98	0.2500	Complies
48	5240	16.38	0.30	16.68	23.98	0.2500	Complies

Test Mode	UNII-1_TX N(HT20) Mode
-----------	------------------------

Channel	Frequency (MHz)	Output Power (dBm)	Duty Factor	Output Power + Duty Factor (dBm)	Max. Limit (dBm)	Max. Limit (W)	Result
36	5180	13.01	0.30	13.31	23.98	0.2500	Complies
40	5200	19.06	0.30	19.36	23.98	0.2500	Complies
48	5240	19.82	0.30	20.12	23.98	0.2500	Complies

Test Mode	UNII-1_TX N(HT40) Mode
-----------	------------------------

Channel	Frequency (MHz)	Output Power (dBm)	Duty Factor	Output Power + Duty Factor (dBm)	Max. Limit (dBm)	Max. Limit (W)	Result
38	5190	13.62	0.63	14.25	23.98	0.2500	Complies
46	5230	15.01	0.63	15.64	23.98	0.2500	Complies

Test Mode	UNII-1_TX AC(VHT20) Mode
-----------	--------------------------

Channel	Frequency (MHz)	Output Power (dBm)	Duty Factor	Output Power + Duty Factor (dBm)	Max. Limit (dBm)	Max. Limit (W)	Result
36	5180	13.05	0.33	13.38	23.98	0.2500	Complies
40	5200	19.09	0.33	19.42	23.98	0.2500	Complies
48	5240	19.86	0.33	20.19	23.98	0.2500	Complies

Test Mode	UNII-1_TX AC(VHT40) Mode
-----------	--------------------------

Channel	Frequency (MHz)	Output Power (dBm)	Duty Factor	Output Power + Duty Factor (dBm)	Max. Limit (dBm)	Max. Limit (W)	Result
38	5190	13.69	0.63	14.32	23.98	0.2500	Complies
46	5230	15.16	0.63	15.79	23.98	0.2500	Complies

Test Mode	UNII-1_TX AC(VHT80) Mode
-----------	--------------------------

Channel	Frequency (MHz)	Output Power (dBm)	Duty Factor	Output Power + Duty Factor (dBm)	Max. Limit (dBm)	Max. Limit (W)	Result
42	5210	11.36	1.18	12.54	23.98	0.2500	Complies

Test Mode	UNII-2A_TX A Mode
-----------	-------------------

Channel	Frequency (MHz)	Output Power (dBm)	Duty Factor	Output Power + Duty Factor (dBm)	Max. Limit (dBm)	Max. Limit (W)	Result
52	5260	20.26	0.30	20.56	23.98	0.2500	Complies
60	5300	18.46	0.30	18.76	23.98	0.2500	Complies
64	5320	17.27	0.30	17.57	23.98	0.2500	Complies

Test Mode	UNII-2A_TX N(HT20) Mode
-----------	-------------------------

Channel	Frequency (MHz)	Output Power (dBm)	Duty Factor	Output Power + Duty Factor (dBm)	Max. Limit (dBm)	Max. Limit (W)	Result
52	5260	19.79	0.30	20.09	23.98	0.2500	Complies
60	5300	19.78	0.30	20.08	23.98	0.2500	Complies
64	5320	16.67	0.30	16.97	23.98	0.2500	Complies

Test Mode	UNII-2A_TX N(HT40) Mode
-----------	-------------------------

Channel	Frequency (MHz)	Output Power (dBm)	Duty Factor	Output Power + Duty Factor (dBm)	Max. Limit (dBm)	Max. Limit (W)	Result
54	5270	14.99	0.63	15.62	23.98	0.2500	Complies
62	5310	11.89	0.63	12.52	23.98	0.2500	Complies

Test Mode	UNII-2A_TX AC(VHT20) Mode
-----------	---------------------------

Channel	Frequency (MHz)	Output Power (dBm)	Duty Factor	Output Power + Duty Factor (dBm)	Max. Limit (dBm)	Max. Limit (W)	Result
52	5260	19.84	0.33	20.17	23.98	0.2500	Complies
60	5300	19.82	0.33	20.15	23.98	0.2500	Complies
64	5320	16.72	0.33	17.05	23.98	0.2500	Complies

Test Mode	UNII-2A_TX AC(VHT40) Mode
-----------	---------------------------

Channel	Frequency (MHz)	Output Power (dBm)	Duty Factor	Output Power + Duty Factor (dBm)	Max. Limit (dBm)	Max. Limit (W)	Result
54	5270	15.05	0.63	15.68	23.98	0.2500	Complies
62	5310	11.95	0.63	12.58	23.98	0.2500	Complies

Test Mode	UNII-2A_TX AC(VHT80) Mode
-----------	---------------------------

Channel	Frequency (MHz)	Output Power (dBm)	Duty Factor	Output Power + Duty Factor (dBm)	Max. Limit (dBm)	Max. Limit (W)	Result
58	5290	11.26	1.18	12.44	23.98	0.2500	Complies

Test Mode	UNII-2C_TX A Mode
-----------	-------------------

Channel	Frequency (MHz)	Output Power (dBm)	Duty Factor	Output Power + Duty Factor (dBm)	Max. Limit (dBm)	Max. Limit (W)	Result
100	5500	16.49	0.30	16.79	23.98	0.2500	Complies
116	5580	19.12	0.30	19.42	23.98	0.2500	Complies
140	5700	19.82	0.30	20.12	23.98	0.2500	Complies

Test Mode	UNII-2C_TX N(HT20) Mode
-----------	-------------------------

Channel	Frequency (MHz)	Output Power (dBm)	Duty Factor	Output Power + Duty Factor (dBm)	Max. Limit (dBm)	Max. Limit (W)	Result
100	5500	17.82	0.30	18.12	23.98	0.2500	Complies
116	5580	18.73	0.30	19.03	23.98	0.2500	Complies
140	5700	18.72	0.30	19.02	23.98	0.2500	Complies

Test Mode	UNII-2C_TX N(HT40) Mode
-----------	-------------------------

Channel	Frequency (MHz)	Output Power (dBm)	Duty Factor	Output Power + Duty Factor (dBm)	Max. Limit (dBm)	Max. Limit (W)	Result
102	5510	16.13	0.63	16.76	23.98	0.2500	Complies
110	5550	20.88	0.63	21.51	23.98	0.2500	Complies
134	5670	20.54	0.63	21.17	23.98	0.2500	Complies

Test Mode	UNII-2C_TX AC(VHT20) Mode
-----------	---------------------------

Channel	Frequency (MHz)	Output Power (dBm)	Duty Factor	Output Power + Duty Factor (dBm)	Max. Limit (dBm)	Max. Limit (W)	Result
100	5500	17.86	0.33	18.19	23.98	0.2500	Complies
116	5580	18.81	0.33	19.14	23.98	0.2500	Complies
140	5700	18.77	0.33	19.10	23.98	0.2500	Complies

Test Mode	UNII-2C_TX AC(VHT40) Mode
-----------	---------------------------

Channel	Frequency (MHz)	Output Power (dBm)	Duty Factor	Output Power + Duty Factor (dBm)	Max. Limit (dBm)	Max. Limit (W)	Result
102	5510	16.19	0.63	16.82	23.98	0.2500	Complies
110	5550	20.94	0.63	21.57	23.98	0.2500	Complies
134	5670	20.59	0.63	21.22	23.98	0.2500	Complies

Test Mode	UNII-2C_TX AC(VHT80) Mode
-----------	---------------------------

Channel	Frequency (MHz)	Output Power (dBm)	Duty Factor	Output Power + Duty Factor (dBm)	Max. Limit (dBm)	Max. Limit (W)	Result
106	5530	14.14	1.18	15.32	23.98	0.2500	Complies
122	5610	18.25	1.18	19.43	23.98	0.2500	Complies

Test Mode	UNII-3_TX A Mode
-----------	------------------

Channel	Frequency (MHz)	Output Power (dBm)	Duty Factor	Output Power + Duty Factor (dBm)	Max. Limit (dBm)	Max. Limit (W)	Result
149	5745	20.95	0.30	21.25	30.00	1.0000	Complies
157	5785	20.93	0.30	21.23	30.00	1.0000	Complies
165	5825	20.83	0.30	21.13	30.00	1.0000	Complies

Test Mode	UNII-3_TX N(HT20) Mode_Ant. 1
-----------	-------------------------------

Channel	Frequency (MHz)	Output Power (dBm)	Duty Factor	Output Power + Duty Factor (dBm)	Max. Limit (dBm)	Max. Limit (W)	Result
149	5745	20.93	0.30	21.23	30.00	1.0000	Complies
157	5785	20.84	0.30	21.14	30.00	1.0000	Complies
165	5825	20.77	0.30	21.07	30.00	1.0000	Complies

Test Mode	UNII-3_TX N(HT40) Mode
-----------	------------------------

Channel	Frequency (MHz)	Output Power (dBm)	Duty Factor	Output Power + Duty Factor (dBm)	Max. Limit (dBm)	Max. Limit (W)	Result
151	5755	20.19	0.63	20.82	30.00	1.0000	Complies
159	5795	15.27	0.63	15.90	30.00	1.0000	Complies

Test Mode	UNII-3_TX AC(VHT20) Mode
-----------	--------------------------

Channel	Frequency (MHz)	Output Power (dBm)	Duty Factor	Output Power + Duty Factor (dBm)	Max. Limit (dBm)	Max. Limit (W)	Result
149	5745	21.01	0.33	21.34	30.00	1.0000	Complies
157	5785	20.91	0.33	21.24	30.00	1.0000	Complies
165	5825	20.87	0.33	21.20	30.00	1.0000	Complies

Test Mode	UNII-3_TX AC(VHT40) Mode
-----------	--------------------------

Channel	Frequency (MHz)	Output Power (dBm)	Duty Factor	Output Power + Duty Factor (dBm)	Max. Limit (dBm)	Max. Limit (W)	Result
151	5755	20.22	0.63	20.85	30.00	1.0000	Complies
159	5795	15.32	0.63	15.95	30.00	1.0000	Complies

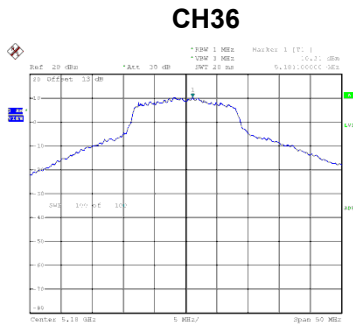
Test Mode	UNII-3_TX AC(VHT80) Mode
-----------	--------------------------

Channel	Frequency (MHz)	Output Power (dBm)	Duty Factor	Output Power + Duty Factor (dBm)	Max. Limit (dBm)	Max. Limit (W)	Result
155	5775	17.42	1.18	18.60	30.00	1.0000	Complies

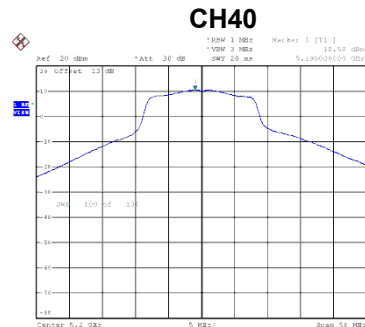
APPENDIX G - POWER SPECTRAL DENSITY

Test Mode	UNII-1_TX A Mode
-----------	------------------

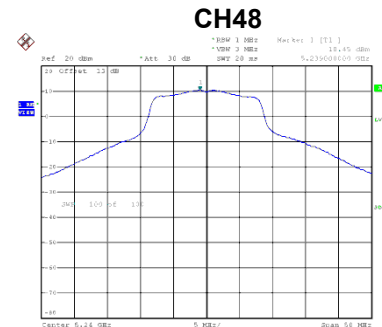
Channel	Frequency (MHz)	Power Spectral Density (dBm/MHz)	Duty Factor	Power Spectral Density + Duty Factor (dBm/MHz)	Max. Limit (dBm/MHz)	Result
36	5180	10.31	0.30	10.61	11.00	Complies
40	5200	10.58	0.30	10.88	11.00	Complies
48	5240	10.45	0.30	10.75	11.00	Complies



Date: 1.JUL.2022 14:37:33



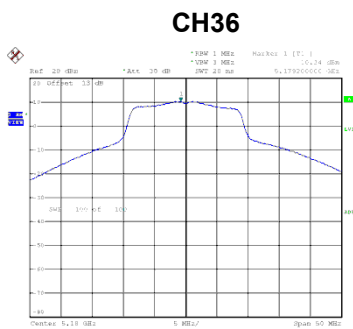
Date: 1.JUL.2022 14:40:09



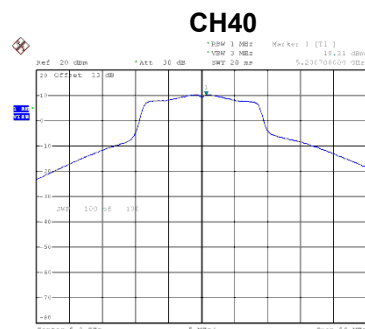
Date: 1.JUL.2022 14:41:52

Test Mode	UNII-1_TX AC(VHT20) Mode
-----------	--------------------------

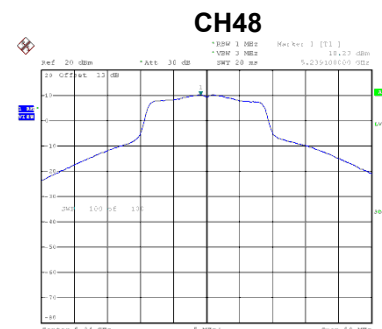
Channel	Frequency (MHz)	Power Spectral Density (dBm/MHz)	Duty Factor	Power Spectral Density + Duty Factor (dBm/MHz)	Max. Limit (dBm/MHz)	Result
36	5180	10.34	0.33	10.67	11.00	Complies
40	5200	10.21	0.33	10.54	11.00	Complies
48	5240	10.23	0.33	10.56	11.00	Complies



Date: 1.JUL.2022 15:32:03



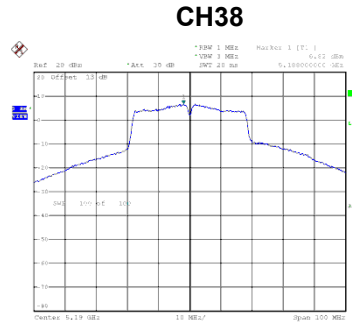
Date: 1.JUL.2022 15:37:01



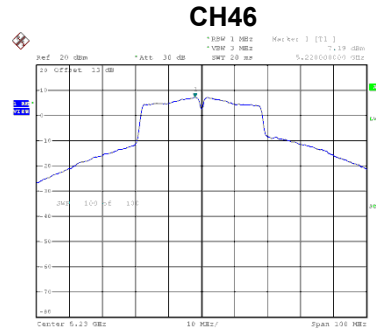
Date: 1.JUL.2022 15:38:24

Test Mode	UNII-1_TX AC(VHT40) Mode_Ant. 1
-----------	---------------------------------

Channel	Frequency (MHz)	Power Spectral Density (dBm/MHz)	Duty Factor	Power Spectral Density + Duty Factor (dBm/MHz)	Max. Limit (dBm/MHz)	Result
38	5190	6.82	0.63	7.45	11.00	Complies
46	5230	7.19	0.63	7.82	11.00	Complies



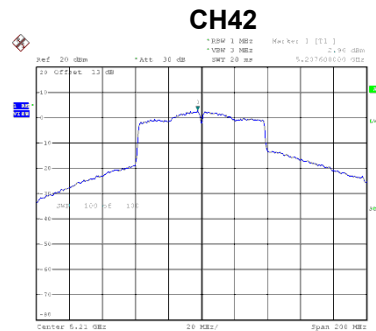
Date: 1.JUL.2022 19:43:07



Date: 1.JUL.2022 19:43:56

Test Mode	UNII-1_TX AC(VHT80) Mode
-----------	--------------------------

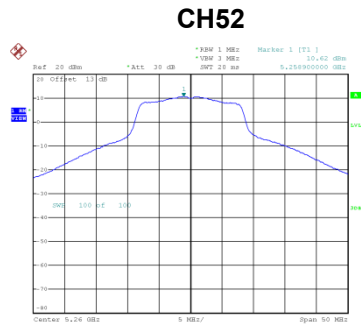
Channel	Frequency (MHz)	Power Spectral Density (dBm/MHz)	Duty Factor	Power Spectral Density + Duty Factor (dBm/MHz)	Max. Limit (dBm/MHz)	Result
42	5210	2.96	1.18	4.14	11.00	Complies



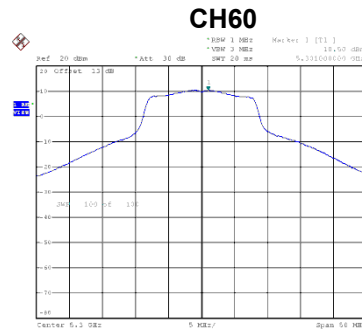
Date: 1.JUL.2022 18:51:54

Test Mode	UNII-2A_TX A Mode
-----------	-------------------

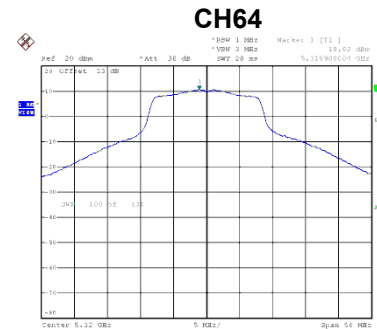
Channel	Frequency (MHz)	Power Spectral Density (dBm/MHz)	Duty Factor	Power Spectral Density + Duty Factor (dBm/MHz)	Max. Limit (dBm/MHz)	Result
52	5260	10.62	0.30	10.92	11.00	Complies
60	5300	10.50	0.30	10.80	11.00	Complies
64	5320	10.62	0.30	10.92	11.00	Complies



Date: 1.JUL.2022 14:43:49



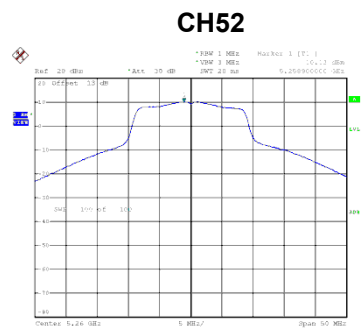
Date: 1.JUL.2022 14:44:52



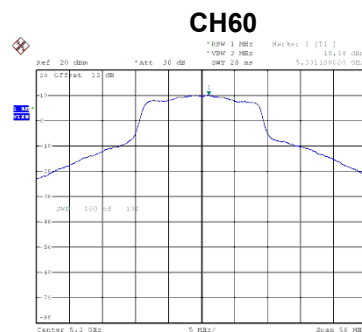
Date: 1.JUL.2022 14:46:53

Test Mode	UNII-2A_TX AC(VHT20) Mode
-----------	---------------------------

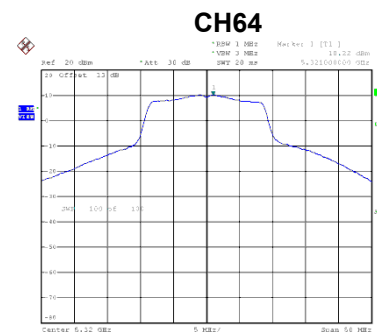
Channel	Frequency (MHz)	Power Spectral Density (dBm/MHz)	Duty Factor	Power Spectral Density + Duty Factor (dBm/MHz)	Max. Limit (dBm/MHz)	Result
52	5260	10.13	0.33	10.46	11.00	Complies
60	5300	10.14	0.33	10.47	11.00	Complies
64	5320	10.22	0.33	10.55	11.00	Complies



Date: 1.JUL.2022 15:39:34



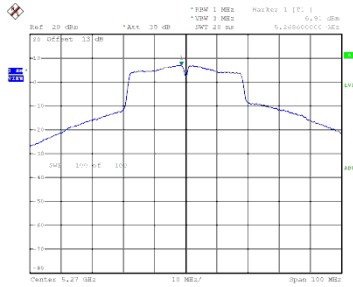
Date: 1.JUL.2022 15:42:19



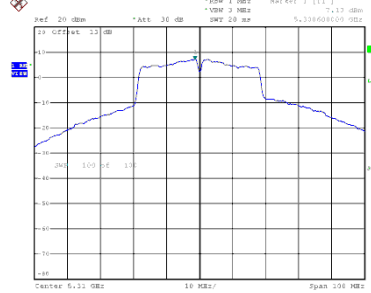
Date: 1.JUL.2022 15:43:22

Test Mode	UNII-2A_TX AC(VHT40) Mode
-----------	---------------------------

Channel	Frequency (MHz)	Power Spectral Density (dBm/MHz)	Duty Factor	Power Spectral Density + Duty Factor (dBm/MHz)	Max. Limit (dBm/MHz)	Result
54	5270	6.91	0.63	7.54	11.00	Complies
62	5310	7.13	0.63	7.76	11.00	Complies

CH54


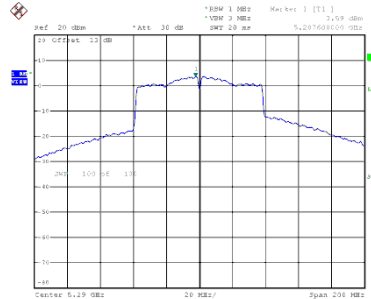
Date: 1.JUL.2022 19:44:39

CH62


Date: 1.JUL.2022 19:45:29

Test Mode	UNII-2A_TX AC(VHT80) Mode
-----------	---------------------------

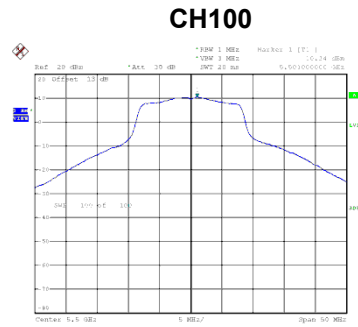
Channel	Frequency (MHz)	Power Spectral Density (dBm/MHz)	Duty Factor	Power Spectral Density + Duty Factor (dBm/MHz)	Max. Limit (dBm/MHz)	Result
58	5290	3.59	1.18	4.77	11.00	Complies

CH58


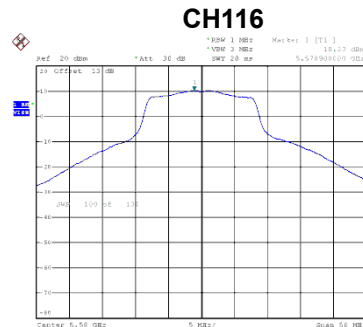
Date: 1.JUL.2022 18:52:56

Test Mode	UNII-2C_TX A Mode
-----------	-------------------

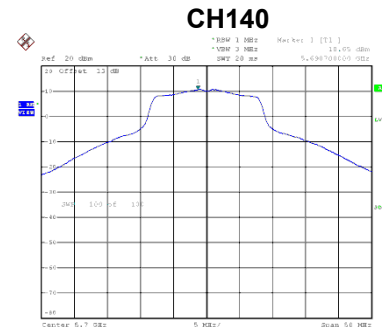
Channel	Frequency (MHz)	Power Spectral Density (dBm/MHz)	Duty Factor	Power Spectral Density + Duty Factor (dBm/MHz)	Max. Limit (dBm/MHz)	Result
100	5500	10.34	0.30	10.64	11.00	Complies
116	5580	10.33	0.30	10.63	11.00	Complies
140	5700	10.65	0.30	10.95	11.00	Complies



Date: 1.JUL.2022 14:49:22



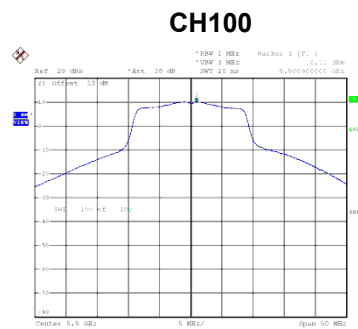
Date: 1.JUL.2022 14:50:42



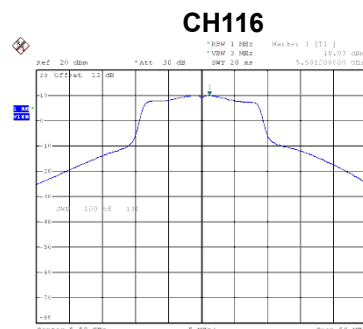
Date: 1.JUL.2022 14:50:24

Test Mode	UNII-2C_TX AC(VHT20) Mode
-----------	---------------------------

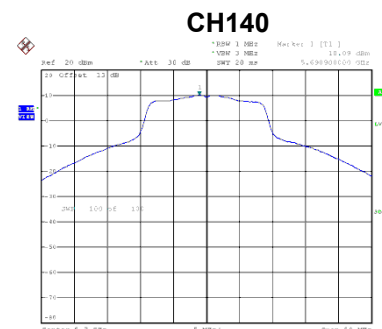
Channel	Frequency (MHz)	Power Spectral Density (dBm/MHz)	Duty Factor	Power Spectral Density + Duty Factor (dBm/MHz)	Max. Limit (dBm/MHz)	Result
100	5500	10.11	0.33	10.44	11.00	Complies
116	5580	10.03	0.33	10.36	11.00	Complies
140	5700	10.09	0.33	10.42	11.00	Complies



Date: 1.JUL.2022 15:45:44



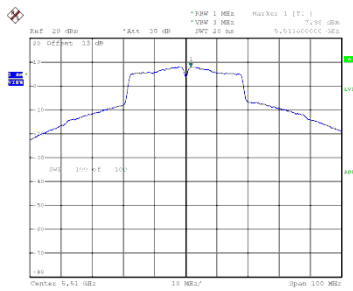
Date: 1.JUL.2022 15:47:17



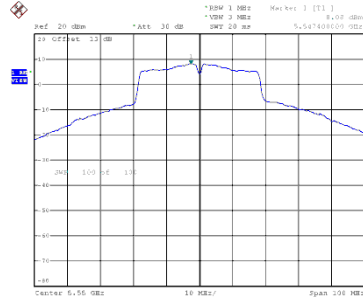
Date: 1.JUL.2022 15:50:25

Test Mode	UNII-2C_TX AC(VHT40) Mode
-----------	---------------------------

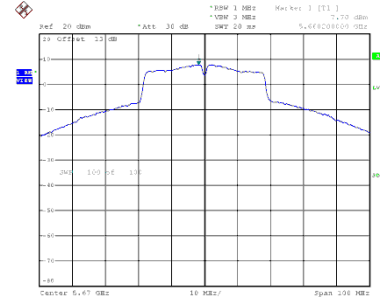
Channel	Frequency (MHz)	Power Spectral Density (dBm/MHz)	Duty Factor	Power Spectral Density + Duty Factor (dBm/MHz)	Max. Limit (dBm/MHz)	Result
102	5510	7.98	0.63	8.61	11.00	Complies
110	5550	8.08	0.63	8.71	11.00	Complies
134	5670	7.70	0.63	8.33	11.00	Complies

CH102


Date: 1.JUL.2022 19:46:32

CH110


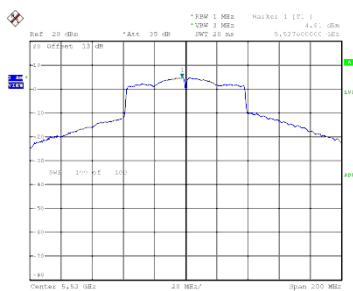
Date: 1.JUL.2022 19:48:02

CH134


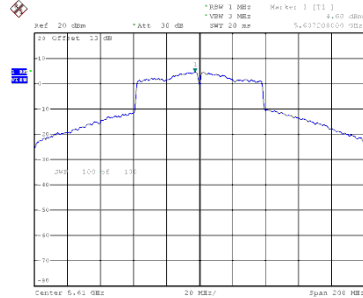
Date: 1.JUL.2022 19:49:09

Test Mode	UNII-2C_TX AC(VHT80) Mode
-----------	---------------------------

Channel	Frequency (MHz)	Power Spectral Density (dBm/MHz)	Duty Factor	Power Spectral Density + Duty Factor (dBm/MHz)	Max. Limit (dBm/MHz)	Result
106	5530	4.81	1.18	5.99	11.00	Complies
122	5610	4.60	1.18	5.78	11.00	Complies

CH106


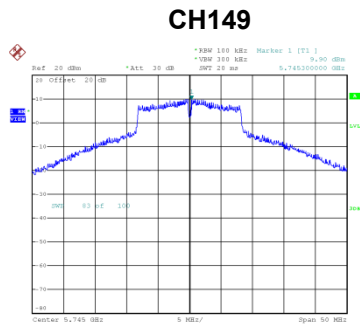
Date: 1.JUL.2022 18:53:33

CH122


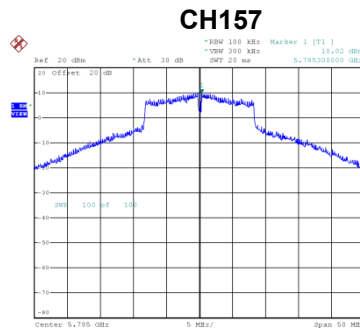
Date: 1.JUL.2022 18:55:15

Test Mode UNII-3_TX A Mode

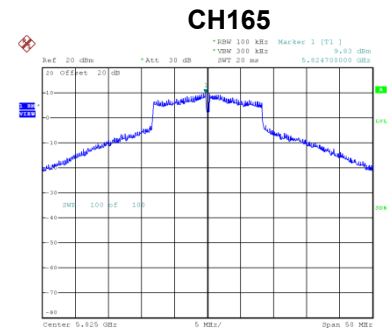
Channel	Frequency (MHz)	Power Spectral Density (dBm/500 kHz)	Duty Factor	Power Spectral Density + Duty Factor (dBm/500 kHz)	Max. Limit (dBm/500 kHz)	Result
149	5745	9.90	0.30	10.20	30.00	Complies
157	5785	10.02	0.30	10.32	30.00	Complies
165	5825	9.83	0.30	10.13	30.00	Complies



Date: 1.JUL.2022 14:54:12



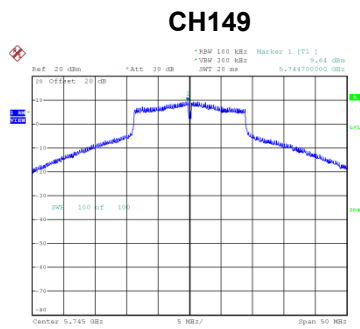
Date: 1.JUL.2022 14:55:08



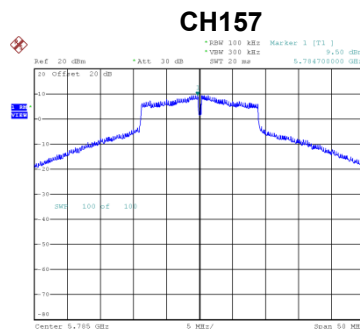
Date: 1.JUL.2022 14:59:31

Test Mode UNII-3_TX AC(VHT20) Mode

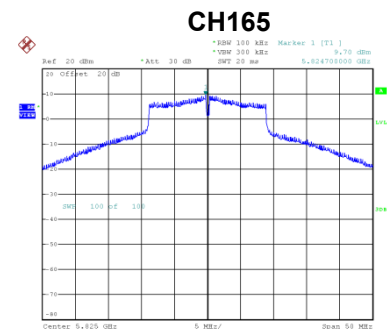
Channel	Frequency (MHz)	Power Spectral Density (dBm/500 kHz)	Duty Factor	Power Spectral Density + Duty Factor (dBm/500 kHz)	Max. Limit (dBm/500 kHz)	Result
149	5745	9.64	0.33	9.97	30.00	Complies
157	5785	9.50	0.33	9.83	30.00	Complies
165	5825	9.70	0.33	10.03	30.00	Complies



Date: 1.JUL.2022 15:54:44



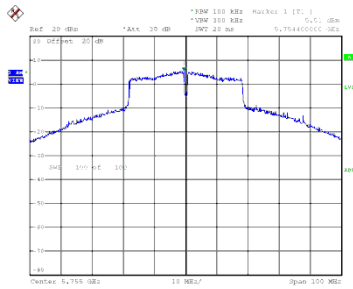
Date: 1.JUL.2022 15:56:07



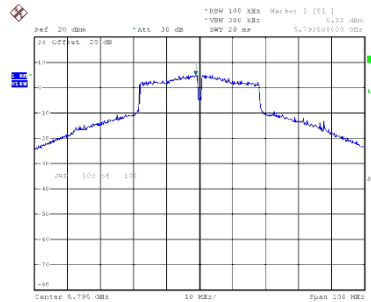
Date: 1.JUL.2022 15:59:47

Test Mode	UNII-3_TX AC(VHT40) Mode
-----------	--------------------------

Channel	Frequency (MHz)	Power Spectral Density (dBm/500 kHz)	Duty Factor	Power Spectral Density + Duty Factor (dBm/500 kHz)	Max. Limit (dBm/500 kHz)	Result
151	5755	5.51	0.63	6.14	30.00	Complies
159	5795	5.22	0.63	5.85	30.00	Complies

CH151


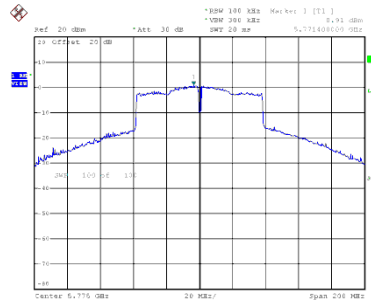
Date: 1.JUL.2022 19:50:00

CH159


Date: 1.JUL.2022 19:52:07

Test Mode	UNII-3_TX AC(VHT80) Mode
-----------	--------------------------

Channel	Frequency (MHz)	Power Spectral Density (dBm/500 kHz)	Duty Factor	Power Spectral Density + Duty Factor (dBm/500 kHz)	Max. Limit (dBm/500 kHz)	Result
155	5775	0.91	1.18	2.09	30.00	Complies

CH155


Date: 1.JUL.2022 18:56:12

APPENDIX H - FREQUENCY STABILITY

Test Mode	UNII-1
-----------	--------

Voltage vs. Frequency Stability

Voltage (V)	Measurement Frequency (MHz)
Center Frequency	5180.0000
13.8	5180.0000
12	5180.0150
10.2	5180.0000
Maximum Deviation (MHz)	0.0150
Maximum Deviation (ppm)	2.8982

Temperature vs. Frequency Stability

Temperature (°C)	Measurement Frequency (MHz)
Center Frequency	5180.0000
0	5179.9950
10	5180.0000
20	5180.0000
30	5180.0200
40	5180.0000
Maximum Deviation (MHz)	0.0200
Maximum Deviation (ppm)	3.8586

Test Mode	UNII-2A
-----------	---------

Voltage vs. Frequency Stability

Voltage (V)	Measurement Frequency (MHz)
Center Frequency	5260.0000
13.8	5260.0000
12	5260.0000
10.2	5260.0000
Maximum Deviation (MHz)	0.0000
Maximum Deviation (ppm)	0.0048

Temperature vs. Frequency Stability

Temperature (°C)	Measurement Frequency (MHz)
Center Frequency	5260.0000
0	5260.0000
10	5260.0000
20	5260.0000
30	5260.0000
40	5259.9999
Maximum Deviation (MHz)	0.0001
Maximum Deviation (ppm)	0.0214

Test Mode	UNII-2C
-----------	---------

Voltage vs. Frequency Stability

Voltage (V)	Measurement Frequency (MHz)
Center Frequency	5500.0000
13.8	5500.0000
12	5500.0200
10.2	5500.0000
Maximum Deviation (MHz)	0.0200
Maximum Deviation (ppm)	3.6341

Temperature vs. Frequency Stability

Temperature (°C)	Measurement Frequency (MHz)
Center Frequency	5500.0000
0	5500.0000
10	5500.0200
20	5499.9999
30	5500.0151
40	5500.0200
Maximum Deviation (MHz)	0.0200
Maximum Deviation (ppm)	3.6341

Test Mode	UNII-3
-----------	--------

Voltage vs. Frequency Stability

Voltage (V)	Measurement Frequency (MHz)
Center Frequency	5745.0000
13.8	5745.0000
12	5745.0151
10.2	5745.0000
Maximum Deviation (MHz)	0.0151
Maximum Deviation (ppm)	2.6327

Temperature vs. Frequency Stability

Temperature (°C)	Measurement Frequency (MHz)
Center Frequency	5745.0000
0	5745.0000
10	5745.0151
20	5745.0200
30	5744.9999
40	5745.0000
Maximum Deviation (MHz)	0.0200
Maximum Deviation (ppm)	3.4791

End of Test Report