




Test Setup Photos 2.4GHz



Title: Radiated Spurious Emissions 30MHz – 1000MHz Test Setup




Title: Radiated Spurious Emissions 1 - 18GHz Test Setup




Title: Radiated Spurious Emissions 18G – 26.5GHz Test Setup

Comments on the above Photograph: No further comments




Title: Bandedge Setup Configure (Front View)



Title: Radiated Spurious Emissions Test Configuraiton for 18 - 26.5GHz

Comments on the above Photograph:

No further comments



Title: Radiated Spurious Emissions Test Configuraiton for 1 - 18GHz


Comments on the above Photograph:

No further comments




Title: Radiated Spurious Emissions Test Configuraiton for 30M - 1000MHz


Test Setup Photos 5GHz




Title: Radiated Spurious Emissions Test Configuration from 30M to 1000MHz




Title: Radiated Spurious Emissions 1G to 18GHz & Bandedge Test Configuration




Title: Radiated Spurious Emissions Test Configuration from 18 to 40GHz



Title: Co-Locator Radiated Spurious Emissions Test Configuration from 30MHz to 1000MHz



Title: Co-Locator Radiated Spurious Emissions Test Configuration from 1 - 18GHz



Title: Co-Locator Radiated Spurious Emissions Test Configuration from 18 - 40GHz