




**Setup Photo for WiFi Conductive Measurements**




**Setup Photo for Bluetooth Conductive Measurements**




**Radiated Spurious Emissions Setup from 30M – 1000MHz**



**Radiated Spurious Emissions Test Setup for 1 – 18GHz & BandEdge**




**Radiated Spurious Emissions Test Setup from 18G – 26.5GHz**




**Radiated Spurious Emissions for Co-locator (Bluetooth & Wifi) from 30M – 1000MHz**





**Radiated Spurious Emisions for Co-locator (Bluetooth & Wifi) from 1G – 18GHz**



**Radiated Spurious Emisions for Co-locator (Bluetooth & Wifi) from 18G – 26.5GHz**