



## Dynamic Frequency Selection (DFS) Test Report

**AIR-AP1542I-x-K9**

**AIR-AP1542D-x-K9**  
(x=A,B)

Cisco Aironet 802.11ac Dual Band Access Points

FCC ID: LDK102109P  
IC: 2461B-102109P

**5250-5350, 5470-5725 MHz**

**Against the following Specifications:**

**CFR47 Part 15.407**  
**RSS247**

**Cisco Systems**  
170 West Tasman Drive  
San Jose, CA 95134

	
<b>Author:</b> Jose Aguirre <b>Tested By</b>	<b>Approved By:</b> Jim Nicholson <b>Title:</b> Technical Leader, Engineering <b>Revision:</b> 4

This report replaces any previously entered test report under EDCS –11569247. This test report has been electronically authorized and archived using the CISCO Engineering Document Control system.



This test report has been electronically authorized and archived using the CISCO Engineering Document Control system.

**SECTION 1: OVERVIEW .....3**

**SECTION 2: ASSESSMENT INFORMATION .....4**

    2.1 GENERAL.....4

    2.2 DATE OF TESTING .....6

    2.3 REPORT ISSUE DATE.....6

    2.4 TESTING FACILITIES .....6

    2.5 EQUIPMENT ASSESSED (EUT) .....6

**SECTION 3: RESULT SUMMARY .....7**

    3.1 RESULTS SUMMARY TABLE.....7

**SECTION 4: SAMPLE DETAILS.....8**

    4.1 SAMPLE DETAILS.....8

    4.2 SYSTEM DETAILS.....8

    4.3 MODE OF OPERATION DETAILS .....8

**APPENDIX A: DYNAMIC FREQUENCY SELECTION (DFS) .....9**

    A.1 UNII DEVICE DESCRIPTION .....9

    A.2 DFS DETECTION THRESHOLDS .....10

    A.3 RADAR TEST WAVEFORMS .....11

**APPENDIX B: DYNAMIC FREQUENCY SELECTION / TEST RESULTS .....15**

    B.1 TEST PROCEDURE/RESULTS .....21

    B.2 UNII DETECTION BANDWIDTH .....23

    B.3 INITIAL CHANNEL AVAILABILITY CHECK TIME .....56

    B.4 RADAR BURST AT THE BEGINNING OF THE CHANNEL AVAILABILITY CHECK TIME .....57

    B.5 RADAR BURST AT THE END OF THE CHANNEL AVAILABILITY CHECK TIME .....58

    B.6 IN-SERVICE MONITORING FOR CHANNEL MOVE TIME, CHANNEL CLOSING TRANSMISSION TIME AND  
NON-OCCUPANCY PERIOD .....59

    B.7 STATISTICAL PERFORMANCE CHECK .....62

**APPENDIX C: LIST OF TEST EQUIPMENT USED TO PERFORM THE TEST .....139**



## Section 1: Overview

The samples were assessed against the tests detailed in section 3 under the requirements of the following specifications:

<b>Specifications:</b>
CFR47 Part 15.407 RSS-247

RSS-247 section A9.3a allows the use of applicable FCC KDBs

Measurements were made in accordance with

- KDB 905462 D02 UNII DFS Compliance Procedures New Rules v02

## Section 2: Assessment Information

### 2.1 General

This report contains an assessment of an apparatus against Electromagnetic Compatibility Standards based upon tests carried out on the samples submitted. The testing was performed by and for the use of Cisco systems Inc:

With regard to this assessment, the following points should be noted:

- a) The results contained in this report relate only to the items tested and were obtained in the period between the date of the initial assessment and the date of issue of the report. Manufactured products will not necessarily give identical results due to production and measurement tolerances.
- b) The apparatus was set up and exercised using the configuration and modes of operation defined in this report only.
- c) Where relevant, the apparatus was only assessed using the susceptibility criteria defined in this report and the Test Assessment Plan (TAP).
- d) All testing was performed under the following environmental conditions:
  - Temperature 15°C to 35°C (54°F to 95°F)
  - Atmospheric Pressure 860mbar to 1060mbar (25.4" to 31.3")
  - Humidity 10% to 75\*%
- e) All AC testing was performed at one or more of the following supply voltages:
  - 110V 60 Hz (+/-20%)

### Units of Measurement

The units of measurements defined in the appendices are reported in specific terms, which are test dependent. Where radiated measurements are concerned these are defined at a particular distance. Basic voltage measurements are defined in units of [dBuV]

As an example, the basic calculation for all measurements is as follows:

$$\text{Emission level [dBuV]} = \text{Indicated voltage level [dBuV]} + \text{Cable Loss [dB]} + \text{Other correction factors [dB]}$$

The combinations of correction factors are dependent upon the exact test configurations [see test equipment lists for further details] and may include:-

Antenna Factors, Pre Amplifier Gain, LISN Loss, Pulse Limiter Loss and Filter Insertion Loss..

Note: to convert the results from dBuV/m to uV/m use the following formula:-

$$\text{Level in uV/m} = \text{Common Antilogarithm} [(X \text{ dBuV/m})/20] = Y \text{ uV/m}$$

## Measurement Uncertainty Values

voltage and power measurements	± 2 dB
conducted EIRP measurements	± 1.4 dB
radiated measurements	± 3.2 dB
frequency measurements	± 2.4 10 <sup>-7</sup>
temperature measurements	± 0.54°
humidity measurements	± 2.3%
DC and low frequency measurements	± 2.5%

Where relevant measurement uncertainty levels have been estimated for tests performed on the apparatus. This uncertainty represents an expanded uncertainty expressed at approximately the 95% confidence level using a coverage factor of k=2.

## Radiated emissions (expanded uncertainty, confidence interval 95%)

30 MHz - 300 MHz	+/- 3.8 dB
300 MHz - 1000 MHz	+/- 4.3 dB
1 GHz - 10 GHz	+/- 4.0 dB
10 GHz - 18GHz	+/- 8.2 dB
18GHz - 26.5GHz	+/- 4.1 dB
26.5GHz - 40GHz	+/- 3.9 dB

## Conducted emissions (expanded uncertainty, confidence interval 95%)

30 MHz – 40GHz	+/- 0.38 dB
----------------	-------------

A product is considered to comply with a requirement if the nominal measured value is below the limit line. The product is considered to not be in compliance in case the nominal measured value is above the limit line.

**This report must not be reproduced except in full, without written approval of Cisco Systems.**

**2.2 Date of testing**

02-Feb-17 - 02-Feb-17

**2.3 Report Issue Date**

14-Feb-17

Cisco uses an electronic system to issue, store and control the revision of test reports. This system is called the Engineering Document Control System (EDCS). The actual report issue date is embedded into the original file on EDCS. Any copies of this report, either electronic or paper, that are not on EDCS must be considered uncontrolled.

**2.4 Testing facilities**

This assessment was performed by:

**Testing Laboratory**

Cisco Systems, Inc.,  
125 West Tasman Drive  
San Jose, CA 95134, USA

**Registration Numbers for Industry Canada**

<b>Cisco System Site</b>	<b>Address</b>	<b>Site Identifier</b>
Building P, 10m Chamber	125 West Tasman Dr San Jose, CA 95134	Company #: 2461N-2
Building P, 5m Chamber	125 West Tasman Dr San Jose, CA 95134	Company #: 2461N-1
Building I, 5m Chamber	285 W. Tasman Drive San Jose, California 95134	Company #: 2461M-1

**Test Engineers**

Jose Aguirre

**2.5 Equipment Assessed (EUT)**

AIR-AP1542I-B-K9



### Section 3: Result Summary

#### 3.1 Results Summary Table

##### Conducted emissions

Basic Standard	Technical Requirements / Details	Result
FCC 15.407 RSS-247	Dynamic Frequency Selection (DFS) Detection Threshold	Pass
FCC 15.407 RSS-247	Channel Availability Check Time	Pass
FCC 15.407 RSS-247	Channel Move Time	Pass
FCC 15.407 RSS-247	Channel Closing Time	Pass
FCC 15.407 RSS-247	Non-Occupancy Period	Pass
FCC 15.407 RSS-247	U-NII Detection Bandwidth	Pass



## Section 4: Sample Details

Note: Each sample was evaluated to ensure that its condition was suitable to be used as a test sample prior to the commencement of testing.

### 4.1 Sample Details

Sample No.	Equipment Details	Manufacturer	Hardware Rev.	Firmware Rev.	Software Rev.	Serial Number
S01	AIR-AP1542I-B-K9	Cisco Systems	P2	28bb3ae 8d7576e 238bd6a 752bdc8 dc74	8.4.1.10	RFDP3BCR234
S02	WS-C3850-48P POE Switch	Cisco Systems	A0	CAT3K_C AA-UNIK9	03.03.03SE	FOC1822X0BL
S03	AIR-CAP3702I-A-K9 Station	Cisco Systems	01	Uboot 2012.07	Linux ver 3.14.33	FCW19448XKK

### 4.2 System Details

System Number	Description	Samples	System under test	Support equipment
1	AIR-AP1542I-B-K9	S01	<input checked="" type="checkbox"/>	<input type="checkbox"/>
	Support Power Supply	S02	<input type="checkbox"/>	<input checked="" type="checkbox"/>
	Support Client Equipment	S03	<input type="checkbox"/>	<input checked="" type="checkbox"/>

### 4.3 Mode of Operation Details

Mode#	Description	Comments
1	Continuous Transmitting	Continuous Transmitting

All measurements were made in accordance with

- KDB 905462 D02 UNII DFS Compliance Procedures New Rules v02





## Appendix A: Dynamic Frequency Selection (DFS)

15.407: U-NII devices operating in the 5.25-5.35 GHz band and the 5.47-5.725 GHz band shall employ a TPC mechanism. The U-NII device is required to have the capability to operate at least 6 dB below the mean EIRP value of 30 dBm. A TPC mechanism is not required for systems with an e.i.r.p. of less than 500 mW.

U-NII devices operating in the 5.25-5.35 GHz and 5.47-5.725 GHz bands shall employ a DFS radar detection mechanism to detect the presence of radar systems and to avoid co-channel operation with radar systems.

### A.1 UNII Device Description

1. The Cisco Aironet 802.11ac Module operates in the following bands:
  - a. 5150-5250 MHz
  - b. 5250-5350 MHz
  - c. 5470-5725 MHz
  - d. 5725-5850 MHz
2. The maximum EIRP of the 5GHz equipment is 29 dBm, and the minimum possible EIRP is 10 dBm.

Below are the available 50 ohm antenna assemblies and their corresponding gains. 0dBi gain was used to set the -63 dBm threshold level (-64dBm +1 dB) during calibration of the test setup.

Frequency	Part Number	Antenna Type	Antenna Gain (dBi)
5GHz	Internal	Sector (I)	5
5GHz	Internal	Directional (D)	9

3. System testing was performed with the designated MPEG test file that streams full motion video at 30 frames per second from the Master to the Client IP based system.
4. The Master requires 98.000000 seconds to complete its power-on cycle.
5. Information regarding the parameters of the detected Radar Waveforms is not available to the end user.
6. For the 5250-5350 MHz and 5470-5725 MHz bands, the Master device provides, on aggregate, uniform loading of the spectrum across all devices by selecting an operating channel among the available channels using a random algorithm.

## A.2 DFS Detection Thresholds

### 1. Interference Threshold values, Master or Client incorporating In-Service Monitoring

Maximum Transmit Power	Value (See Notes 1, 2, and 3)
EIRP $\geq$ 200 milliwatt	-64 dBm
EIRP < 200 milliwatt and power spectral density < 10 dBm/MHz	-62 dBm
EIRP < 200 milliwatt that do not meet the power spectral density requirement	-64 dBm
<p><b>Note 1:</b> This is the level at the input of the receiver assuming a 0 dBi receive antenna.</p> <p><b>Note 2:</b> Throughout these test procedures an additional 1 dB has been added to the amplitude of the test transmission waveforms to account for variations in measurement equipment. This will ensure that the test signal is at or above the detection threshold level to trigger a DFS response.</p> <p><b>Note3:</b> EIRP is based on the highest antenna gain. For MIMO devices refer to KDB Publication 662911 D01 v02r01.</p>	

### 2. DFS Response requirement values

Parameter	Value
<i>Non-occupancy period</i>	Minimum 30 minutes
<i>Channel Availability Check Time</i>	60 seconds
<i>Channel Move Time</i>	10 seconds See Note 1.
<i>Channel Closing Transmission Time</i>	200 milliseconds + an aggregate of 60 milliseconds over remaining 10 second period. See Notes 1 and 2.
<i>U-NII Detection Bandwidth</i>	Minimum 100% of the U-NII 99% transmission power bandwidth. See Note 3.
<p><b>Note 1:</b> <i>Channel Move Time</i> and the <i>Channel Closing Transmission Time</i> should be performed with Radar Type 0. The measurement timing begins at the end of the Radar Type 0 burst.</p> <p><b>Note 2:</b> The <i>Channel Closing Transmission Time</i> is comprised of 200 milliseconds starting at the beginning of the <i>Channel Move Time</i> plus any additional intermittent control signals required to facilitate a <i>Channel</i> move (an aggregate of 60 milliseconds) during the remainder of the 10 second period. The aggregate duration of control signals will not count quiet periods in between transmissions.</p> <p><b>Note 3:</b> During the <i>U-NII Detection Bandwidth</i> detection test, radar type 0 should be used. For each frequency step the minimum percentage of detection is 90 percent. Measurements are performed with no data traffic.</p>	

### A.3 Radar Test Waveforms

This section provides the parameters for required test waveforms, minimum percentage of successful detections, and the minimum number of trials that must be used for determining DFS conformance. Step intervals of 0.1 microsecond for Pulse Width, 1 microsecond for PRI, 1 MHz for chirp width and 1 for the number of pulses will be utilized for the random determination of specific test waveforms.

#### 1. Short Pulse Radar Test Waveforms

Radar Type	Pulse Width (μsec)	PRI (μsec)	Number of Pulses	Minimum Percentage of Successful Detection	Minimum Numbers of Trials
0	1	1428	18	See Note 1	See Note 1
1	1	Test A: 15 unique PRI values randomly selected from the list of 23 PRI values in Table 5a	Roundup $\left\{ \begin{array}{l} \left( \frac{1}{360} \right) \cdot \\ \left( \frac{19 \cdot 10^6}{PRI_{\mu sec}} \right) \end{array} \right\}$	60%	30
		Test B: 15 unique PRI values randomly selected within the range of 518-3066 μsec, with a minimum increment of 1 μsec, excluding PRI values selected in Test A			
2	1-5	150-230	23-29	60%	30
3	6-10	200-500	16-18	60%	30
4	11-20	200-500	12-16	60%	30
Aggregate (Radar Types 1-4)				80%	120
<b>Note 1:</b> Short Pulse Radar Type 0 shall only be used for the channel availability and detection bandwidth tests. It should be noted that any of the radar test waveforms 0 – 4 can be used for the channel availability and detection bandwidth tests.					

A minimum of 30 unique waveforms are required for each of the Short Pulse Radar Types 2 through 4. If more than 30 waveforms are used for Short Pulse Radar Types 2 through 4, then each additional waveform must also be unique and not repeated from the previous waveforms. If more than 30 waveforms are used for Short Pulse Radar Type 1, then each additional waveform is generated with Test B and must also be unique and not repeated from the previous waveforms in Tests A or B.

For example if in Short Pulse Radar Type 1 Test B a PRI of 3066  $\mu$ sec is selected, the number of pulses would be  $\text{Roundup}\left\{\left(\frac{1}{360}\right) \cdot \left(\frac{19 \cdot 10^6}{3066}\right)\right\} = \text{Roundup}\{17.2\} = 18$

**Table 5a – Pulse Repetition Intervals Values for Test A**

<b>Pulse Repetition Frequency Number</b>	<b>Pulse Repetition Frequency (Pulses Per Second)</b>	<b>Pulse Repetition Interval (Microseconds)</b>
1	1930.5	518
2	1858.7	538
3	1792.1	558
4	1730.1	578
5	1672.2	598
6	1618.1	618
7	1567.4	638
8	1519.8	658
9	1474.9	678
10	1432.7	698
11	1392.8	718
12	1355.0	738
13	1319.3	758
14	1285.3	778
15	1253.1	798
16	1222.5	818
17	1193.3	838
18	1165.6	858
19	1139.0	878
20	1113.6	898
21	1089.3	918
22	1066.1	938
23	326.2	3066

The aggregate is the average of the percentage of successful detections of Short Pulse Radar Types 1-4. For example, the following table indicates how to compute the aggregate of percentage of successful detections.

<b>Radar Type</b>	<b>Number of Trials</b>	<b>Number of Successful Detections</b>	<b>Minimum Percentage of Successful Detection</b>
1	35	29	82.9%
2	30	18	60%
3	30	27	90%
4	50	44	88%
Aggregate (82.9% + 60% + 90% + 88%)/4 = 80.2%			

## 2. Long Pulse Radar Test Waveform

Radar Type	Pulse Width (µsec)	Chirp Width (MHz)	PRI (µsec)	Number of Pulses per Burst	Number of Bursts	Minimum Percentage of Successful Detection	Minimum Trials
5	50-100	5-20	1000- 2000	1-3	8-20	80%	30

The parameters for this waveform are randomly chosen. Thirty unique waveforms are required for the Long Pulse radar test signal. If more than 30 waveforms are used for the Long Pulse radar test signal, then each additional waveform must also be unique and not repeated from the previous waveforms.

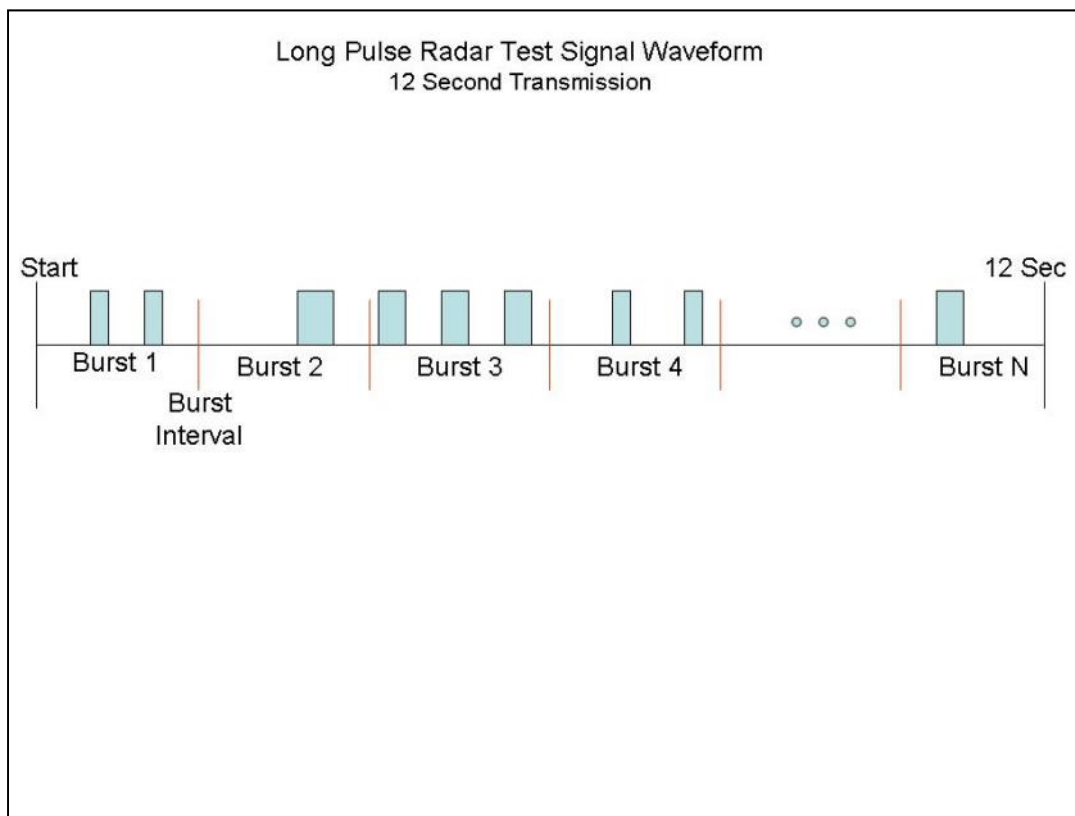
Each waveform is defined as follows:

- 1) The transmission period for the Long Pulse Radar test signal is 12 seconds.
- 2) There are a total of 8 to 20 Bursts in the 12 second period, with the number of Bursts being randomly chosen. This number is Burst Count.
- 3) Each Burst consists of 1 to 3 pulses, with the number of pulses being randomly chosen. Each Burst within the 12 second sequence may have a different number of pulses.
- 4) The pulse width is between 50 and 100 microseconds, with the pulse width being randomly chosen. Each pulse within a Burst will have the same pulse width. Pulses in different Bursts may have different pulse widths.
- 5) Each pulse has a linear FM chirp between 5 and 20 MHz, with the chirp width being randomly chosen. Each pulse within a Burst will have the same chirp width. Each pulse within a transmission period will have the same chirp width. The chirp is centered on the pulse. For example, with a radar frequency of 5300 MHz and a 20 MHz chirped signal, the chirp starts at 5290 MHz and ends at 5310 MHz.
- 6) If more than one pulse is present in a Burst, the time between the pulses will be between 1000 and 2000 microseconds, with the time being randomly chosen. If three pulses are present in a Burst, the time between the first and second pulses is chosen independently of the time between the second and third pulses.
- 7) The 12 second transmission period is divided into even intervals. The number of intervals is equal to Burst Count. Each interval is of length  $(12,000,000 / \text{Burst Count})$  microseconds. Each interval contains one Burst. The start time for the Burst, relative to the beginning of the interval, is between 1 and  $[(12,000,000 / \text{Burst Count}) - (\text{Total Burst Length}) + (\text{One Random PRI Interval})]$  microseconds, with the start time being randomly chosen. The step interval for the start time is 1 microsecond. The start time for each Burst is chosen randomly.

### A representative example of a Long Pulse radar test waveform:

- 1) The total test signal length is 12 seconds.
- 2) 8 Bursts are randomly generated for the Burst Count.
- 3) Burst 1 has 2 randomly generated pulses.
- 4) The pulse width (for both pulses) is randomly selected to be 75 microseconds.
- 5) The PRI is randomly selected to be at 1213 microseconds.
- 6) Bursts 2 through 8 are generated using steps 3 – 5.
- 7) Each Burst is contained in even intervals of 1,500,000 microseconds. The starting location for Pulse 1, Burst 1 is randomly generated (1 to 1,500,000 minus the total Burst 1 length + 1 random PRI interval) at the 325,001 microsecond step. Bursts 2 through 8 randomly fall in successive 1,500,000 microsecond intervals (i.e. Burst 2 falls in the 1,500,001 – 3,000,000 microsecond range).

### Graphical Representation of a Long Pulse radar Test Waveform



### 3. Long Pulse Radar Test Waveform

Radars Type	Pulse Width (μsec)	PRI (μsec)	Pulses per Hop	Hopping Rate (kHz)	Hopping Sequence Length (msec)	Minimum Percentage of Successful Detection	Minimum Trials
6	1	333	9	.333	300	70%	30

For the Frequency Hopping Radar Type, the same *Burst* parameters are used for each waveform. The hopping sequence is different for each waveform and a 100-length segment is selected<sup>1</sup> from the hopping sequence defined by the following algorithm:

The first frequency in a hopping sequence is selected randomly from the group of 475 integer frequencies from 5250 – 5724 MHz. Next, the frequency that was just chosen is removed from the group and a frequency is randomly selected from the remaining 474 frequencies in the group. This process continues until all 475 frequencies are chosen for the set. For selection of a random frequency, the frequencies remaining within the group are always treated as equally likely.



## Appendix B: Dynamic Frequency Selection / Test Results

### Standards Reference:

FCC 15.407 / RSS-247

### Test Procedure

Ref. KDB 905462 D02 UNII DFS Compliance Procedures New Rules v02

Test parameters
Span = 0 Hz
RBW ≥ 3 MHz
VBW ≥ 3 MHz
Detector = Peak
Trace = Single Sweep

System Number	Description	Samples	System under test	Support equipment
1	AIR-AP1542I-B-K9	S01	<input checked="" type="checkbox"/>	<input type="checkbox"/>
	Support Power Supply	S02	<input type="checkbox"/>	<input checked="" type="checkbox"/>
	Support Client Equipment	S03	<input type="checkbox"/>	<input checked="" type="checkbox"/>

### Tested By :

Jose Aguirre

### Date of testing:

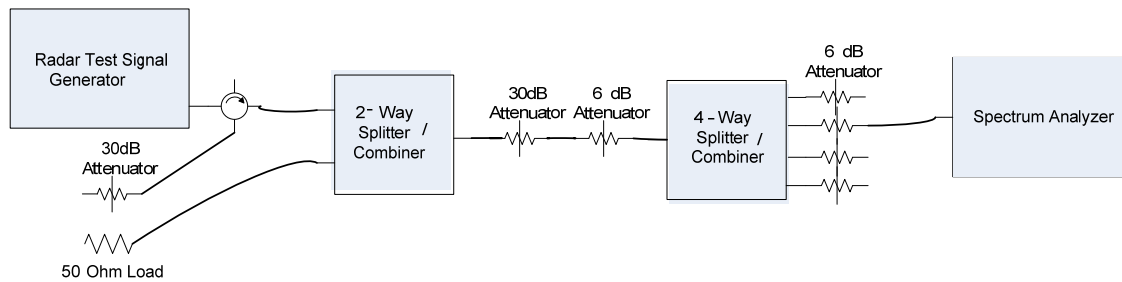
02-Feb-17 - 02-Feb-17

### Test Result : PASS

See Appendix C for list of test equipment

The following equipment setup was used to calibrate the conducted Radar Waveform. A spectrum analyzer was used to establish the test signal level for each radar type. During this process there were no transmissions by either the Master or Client Device. The spectrum analyzer was switched to the zero span (Time Domain) mode at the frequency of the Radar Waveform generator. Peak detection was utilized. The spectrum analyzer resolution bandwidth (RBW) and video bandwidth (VBW) were set to 3 MHz.

The signal generator amplitude was set so that the power level measured at the spectrum analyzer was -63dBm.

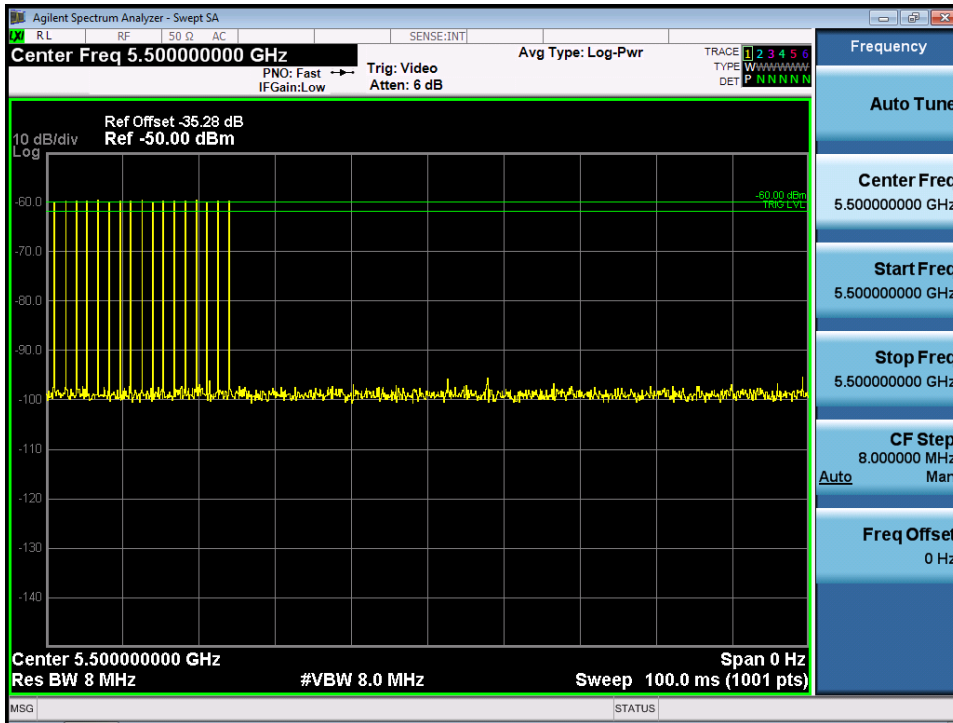


**Conducted Calibration Setup**

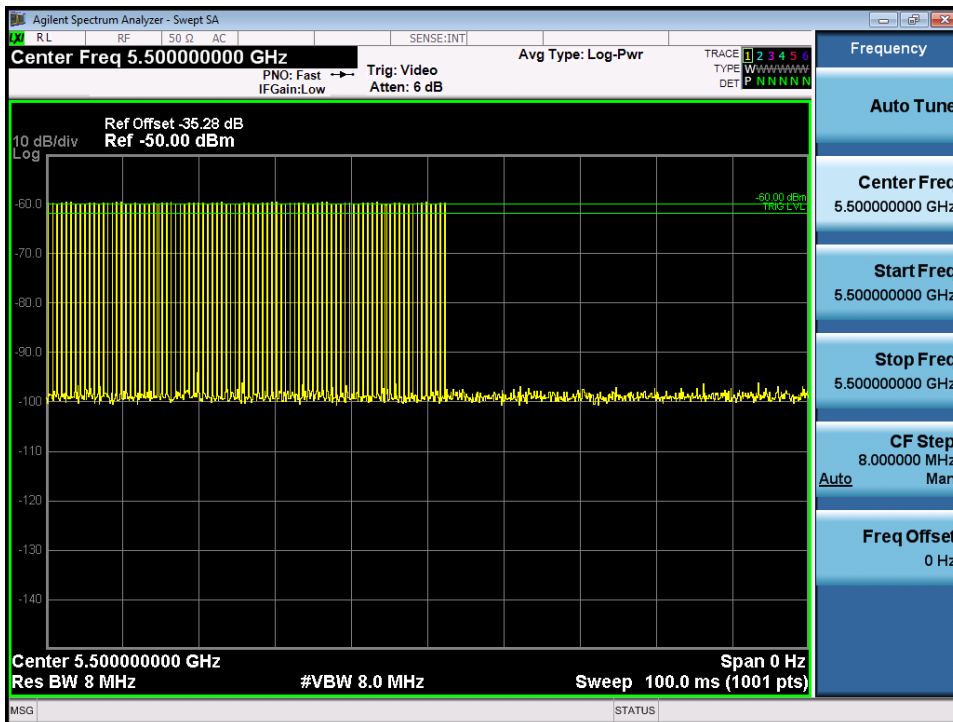




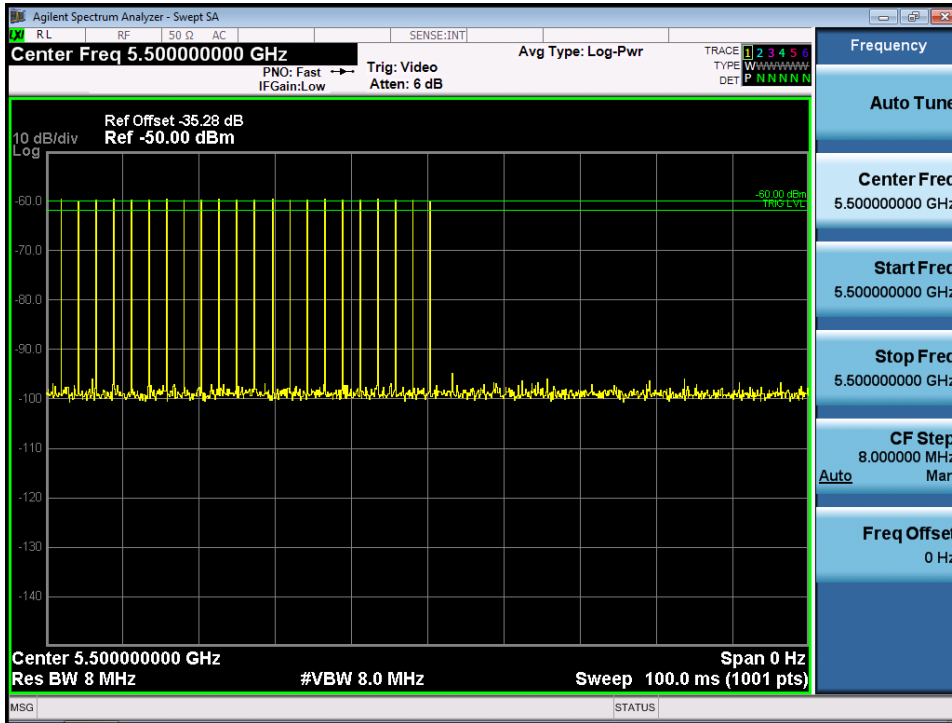
Following are the calibration plots for each of the required radar waveforms.



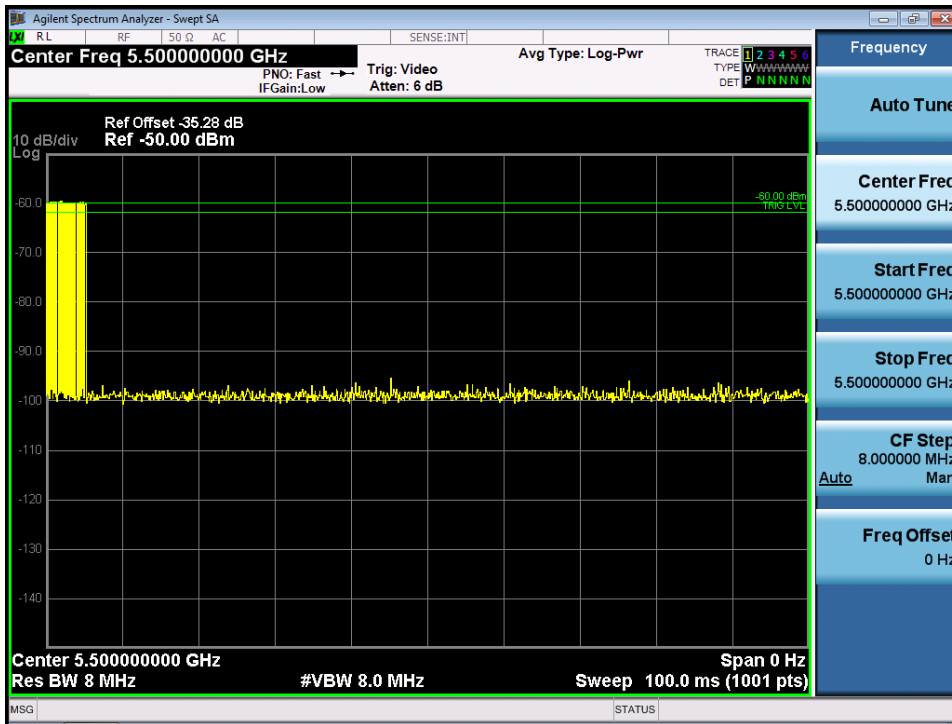
**USA Bin 0 Radar Calibration**



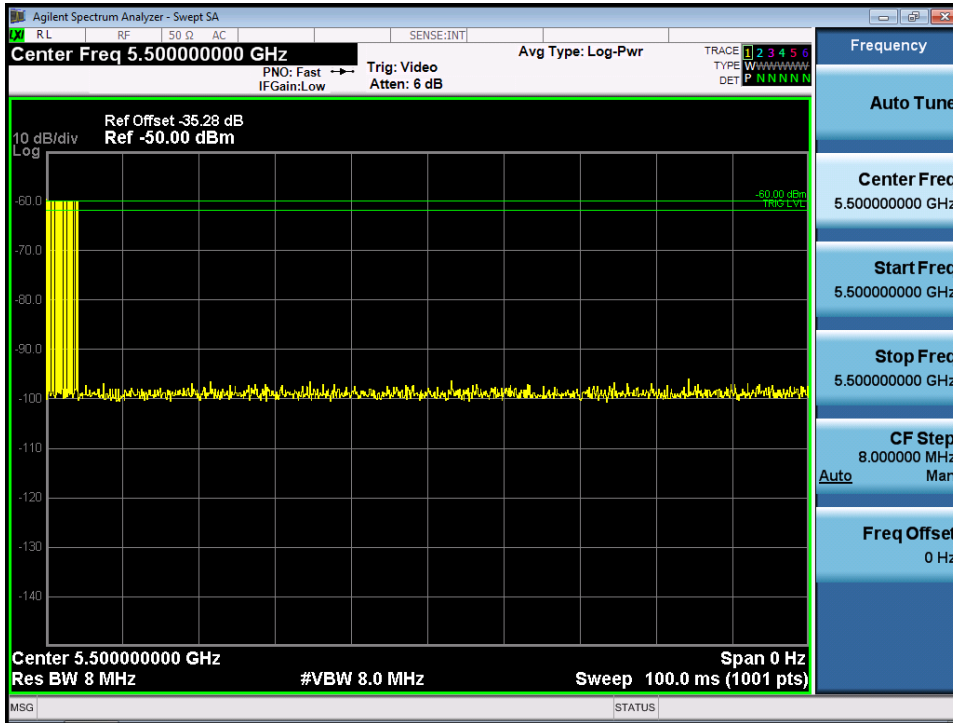
**USA Bin 1A Radar Calibration**



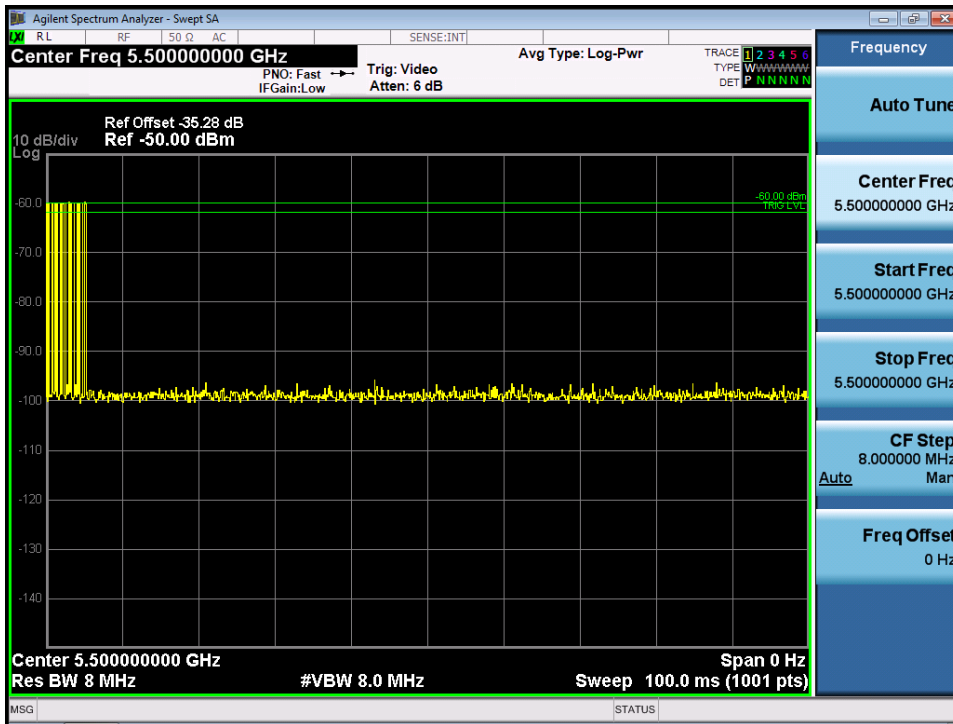
**USA Bin 1B Radar Calibration**



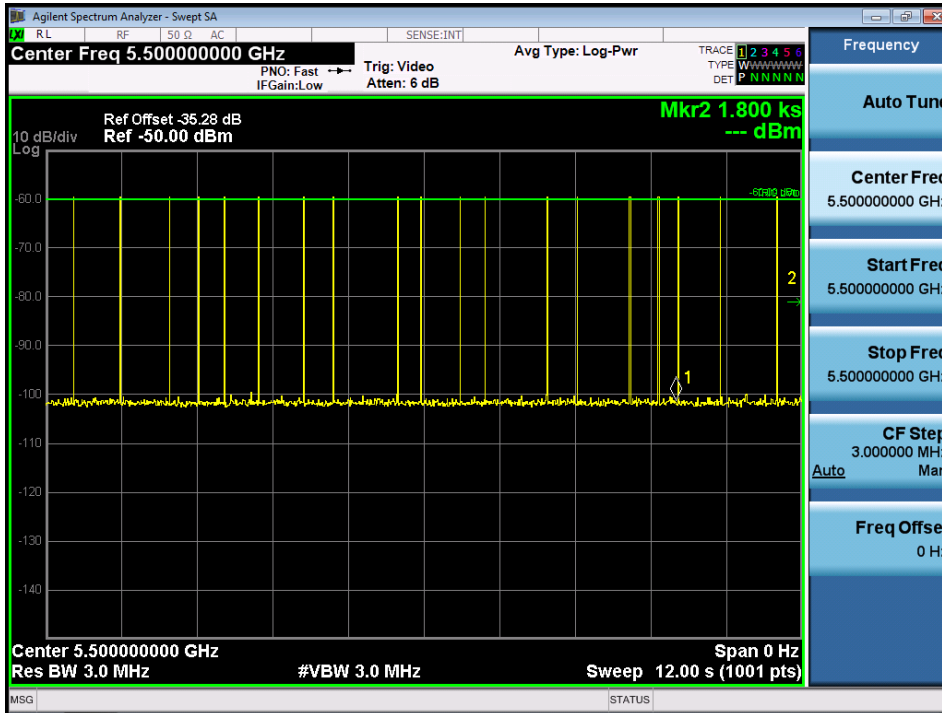
**USA Bin 2 Radar Calibration**



**USA Bin 3 Radar Calibration**



**USA Bin 4 Radar Calibration**



**USA Bin 5 Radar Calibration**

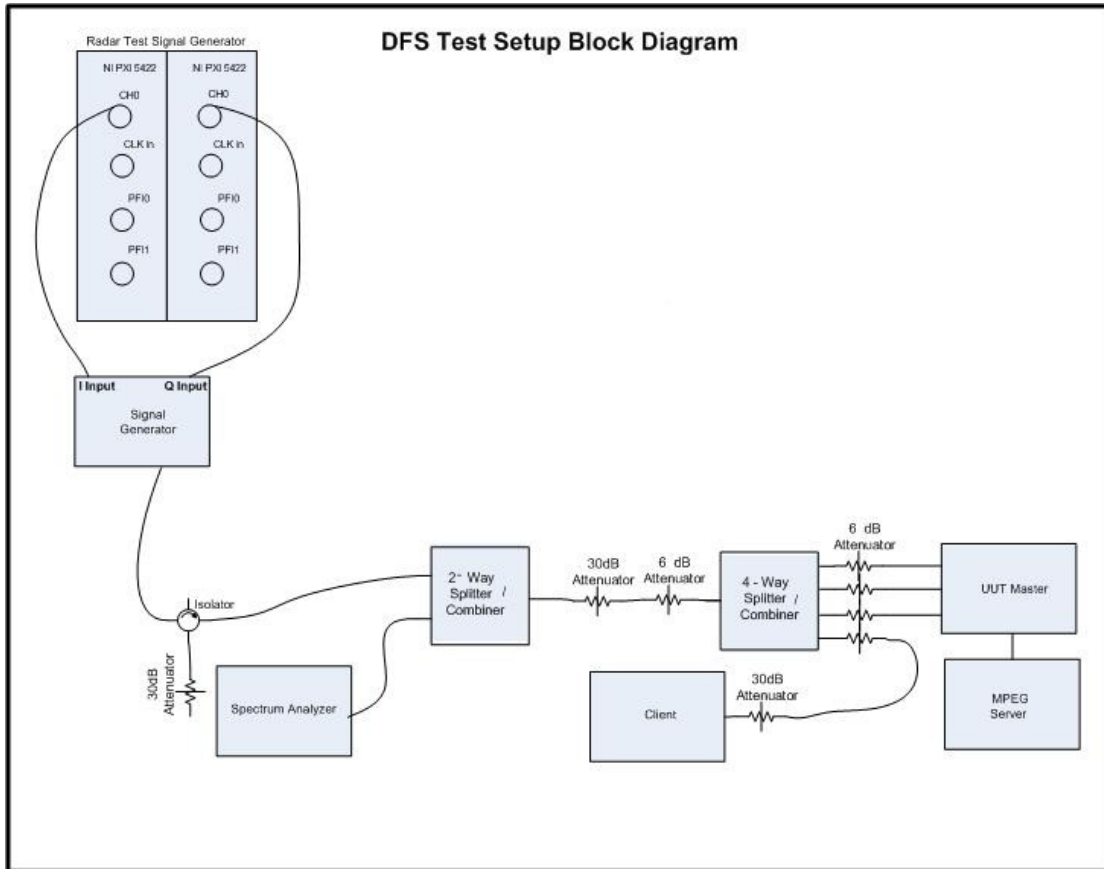


**USA Frequency Hopping Radar Calibration**

**B.1 Test Procedure/Results**

A spectrum analyzer is used as a monitor to verify that the UUT has vacated the Channel within the (Channel Closing Transmission Time and Channel Move Time) and does not transmit on a Channel during the Non-Occupancy Period after the detection and Channel move. It is also used to monitor UUT transmissions during the Channel Availability Check Time.

Following is the test setup used to generate the Radar Waveforms, and for all DFS tests described herein.



**Conducted Setup: Radar Test Waveforms are injected into the Master**



Title: DFS Setup

## B.2 UNII Detection Bandwidth

### Test Procedure

**Ref.** KDB 905462 D02 UNII section 7.8.1

All UNII 20 MHz channels for this device have identical Channel bandwidths, all 40 MHz channels have identical Channel bandwidths, and all 80 MHz channels have identical Channel bandwidths. Therefore, all DFS testing was done at 5500 MHz. The 99% channel bandwidth for 20MHz signals is 18 MHz, the the 99% channel bandwidth for 40MHz signals is 36 MHz, and the 99% channel bandwidth for 80MHz signals is 76. (See the 26dB BW section of the RF report for further measurement details).

The generating equipment is configured as shown in the Conducted Test Setup above. A single *Burst* of the desired radar profile is produced at 5500MHz at a -63dBm level. The UUT is set up as a standalone device (no associated Client and no traffic).

A single radar Burst is generated for a minimum of 10 trials, and the response of the UUT is noted. The UUT must detect the Radar Waveform 90% or more of the time.

The radar frequency is increased in 1 MHz steps, repeating the above test sequence, until the detection rate falls below 90%. The highest frequency at which detection is greater than or equal to 90% is denoted as  $F_H$ .

The radar frequency is decreased in 1 MHz steps, repeating the above test sequence, until the detection rate falls below 90%. The lowest frequency at which detection is greater than or equal to 90% is denoted as  $F_L$ .

The U-NII Detection Bandwidth is calculated as follows:

$$\text{U-NII Detection Bandwidth} = F_H - F_L$$

The U-NII Detection Bandwidth must be at least 100% of the UUT transmitter 99% power bandwidth (18 MHz for 20MHz signals, 36 MHz for 40 MHz signals, and 76 MHz for 80 MHz signals); otherwise, the UUT does not comply with DFS requirements.

For the chirped Bin 5 radar, the U-NII Detection Bandwidth must be at least 80% of the UUT transmitter 99% power bandwidth (14 MHz for 20MHz signals, 28 MHz for 40 MHz signals, and 60 MHz for 80 MHz signals); otherwise, the UUT does not comply with DFS requirements.



Radars Frequency	DFS Detection Trials (1=Detection, Blank= No Detection)										Detection Rate (%)	Detection Bandwidth (MHz)	Limit (MHz)
	1	2	3	4	5	6	7	8	9	10			
5490	1	1	1	1	1	1	1	1	1	1	100	20	17
5491	1	1	1	1	1	1	1	1	1	1	100		
5492	1	1	1	1	1	1	1	1	1	1	100		
5493	1	1	1	1	1	1	1	1	1	1	100		
5494	1	1	1	1	1	1	1	1	1	1	100		
5495	1	1	1	1	1	1	1	1	1	1	100		
5496	1	1	1	1	1	1	1	1	1	1	100		
5497	1	1	1	1	1	1	1	1	1	1	100		
5498	1	1	1	1	1	1	1	1	1	1	100		
5499	1	1	1	1	1	1	1	1	1	1	100		
5500	1	1	1	1	1	1	1	1	1	1	100		
5501	1	1	1	1	1	1	1	1	1	1	100		
5502	1	1	1	1	1	1	1	1	1	1	100		
5503	1	1	1	1	1	1	1	1	1	1	100		
5504	1	1	1	1	1	1	1	1	1	1	100		
5505	1	1	1	1	1	1	1	1	1	1	100		
5506	1	1	1	1	1	1	1	1	1	1	100		
5507	1	1	1	1	1	1	1	1	1	1	100		
5508	1	1	1	1	1	1	1	1	1	1	100		
5509	1	1	1	1	1	1	1	1	1	1	100		
5510	1	1	1	1	1	1	1	1	1	1	100		

**USA Bin 0 Radar**





Radars Frequency	DFS Detection Trials (1=Detection, Blank= No Detection)										Detection Rate (%)	Detection Bandwidth (MHz)	Limit (MHz)
	1	2	3	4	5	6	7	8	9	10			
5490	1	1	1	1	1	1	1	1	1	1	100	20	17
5491	1	1	1	1	1	1	1	1	1	1	100		
5492	1	1	1	1	1	1	1	1	1	1	100		
5493	1	1	1	1	1	1	1	1	1	1	100		
5494	1	1	1	1	1	1	1	1	1	1	100		
5495	1	1	1	1	1	1	1	1	1	1	100		
5496	1	1	1	1	1	1	1	1	1	1	100		
5497	1	1	1	1	1	1	1	1	1	1	100		
5498	1	1	1	1	1	1	1	1	1	1	100		
5499	1	1	1	1	1	1	1	1	1	1	100		
5500	1	1	1	1	1	1	1	1	1	1	100		
5501	1	1	1	1	1	1	1	1	1	1	100		
5502	1	1	1	1	1	1	1	1	1	1	100		
5503	1	1	1	1	1	1	1	1	1	1	100		
5504	1	1	1	1	1	1	1	1	1	1	100		
5505	1	1	1	1	1	1	1	1	1	1	100		
5506	1	1	1	1	1	1	1	1	1	1	100		
5507	1	1	1	1	1	1	1	1	1	1	100		
5508	1	1	1	1	1	1	1	1	1	1	100		
5509	1	1	1	1	1	1	1	1	1	1	100		
5510	1	1	1	1	1	1	1	1	1	1	100		

**USA Bin 1A Radar**



Radars Frequency	DFS Detection Trials (1=Detection, Blank= No Detection)										Detection Rate (%)	Detection Bandwidth (MHz)	Limit (MHz)
	1	2	3	4	5	6	7	8	9	10			
5490	1	1	1	1	1	1	1	1	1	1	100	20	17
5491	1	1	1	1	1	1	1	1	1	1	100		
5492	1	1	1	1	1	1	1	1	1	1	100		
5493	1	1	1	1	1	1	1	1	1	1	100		
5494	1	1	1	1	1	1	1	1	1	1	100		
5495	1	1	1	1	1	1	1	1	1	1	100		
5496	1	1	1	1	1	1	1	1	1	1	100		
5497	1	1	1	1	1	1	1	1	1	1	100		
5498	1	1	1	1	1	1	1	1	1	1	100		
5499	1	1	1	1	1	1	1	1	1	1	100		
5500	1	1	1	1	1	1	1	1	1	1	100		
5501	1	1	1	1	1	1	1	1	1	1	100		
5502	1	1	1	1	1	1	1	1	1	1	100		
5503	1	1	1	1	1	1	1	1	1	1	100		
5504	1	1	1	1	1	1	1	1	1	1	100		
5505	1	1	1	1	1	1	1	1	1	1	100		
5506	1	1	1	1	1	1	1	1	1	1	100		
5507	1	1	1	1	1	1	1	1	1	1	100		
5508	1	1	1	1	1	1	1	1	1	1	100		
5509	1	1	1	1	1	1	1	1	1	1	100		
5510	1	1	1	1	1	1	1	1	1	1	100		

**USA Bin 1B Radar**



Radars Frequency	DFS Detection Trials (1=Detection, Blank= No Detection)										Detection Rate (%)	Detection Bandwidth (MHz)	Limit (MHz)
	1	2	3	4	5	6	7	8	9	10			
5490	1	1	1	1	1	1	1	1	1	1	100	20	17
5491	1	1	1	1	1	1	1	1	1	1	100		
5492	1	1	1	1	1	1	1	1	1	1	100		
5493	1	1	1	1	1	1	1	1	1	1	100		
5494	1	1	1	1	1	1	1	1	1	1	100		
5495	1	1	1	1	1	1	1	1	1	1	100		
5496	1	1	1	1	1	1	1	1	1	1	100		
5497	1	1	1	1	1	1	1	1	1	1	100		
5498	1	1	1	1	1	1	1	1	1	1	100		
5499	1	1	1	1	1	1	1	1	1	1	100		
5500	1	1	1	1	1	1	1	1	1	1	100		
5501	1	1	1	1	1	1	1	1	1	1	100		
5502	1	1	1	1	1	1	1	1	1	1	100		
5503	1	1	1	1	1	1	1	1	1	1	100		
5504	1	1	1	1	1	1	1	1	1	1	100		
5505	1	1	1	1	1	1	1	1	1	1	100		
5506	1	1	1	1	1	1	1	1	1	1	100		
5507	1	1	1	1	1	1	1	1	1	1	100		
5508	1	1	1	1	1	1	1	1	1	1	100		
5509	1	1	1	1	1	1	1	1	1	1	100		
5510	1	1	1	1	1	1	1	1	1	1	100		

**USA Bin 2 Radar**



Radars Frequency	DFS Detection Trials (1=Detection, Blank= No Detection)										Detection Rate (%)	Detection Bandwidth (MHz)	Limit (MHz)
	1	2	3	4	5	6	7	8	9	10			
5490	1	1	1	1	1	1	1	1	1	1	100	20	17
5491	1	1	1	1	1	1	1	1	1	1	100		
5492	1	1	1	1	1	1	1	1	1	1	100		
5493	1	1	1	1	1	1	1	1	1	1	100		
5494	1	1	1	1	1	1	1	1	1	1	100		
5495	1	1	1	1	1	1	1	1	1	1	100		
5496	1	1	1	1	1	1	1	1	1	1	100		
5497	1	1	1	1	1	1	1	1	1	1	100		
5498	1	1	1	1	1	1	1	1	1	1	100		
5499	1	1	1	1	1	1	1	1	1	1	100		
5500	1	1	1	1	1	1	1	1	1	1	100		
5501	1	1	1	1	1	1	1	1	1	1	100		
5502	1	1	1	1	1	1	1	1	1	1	100		
5503	1	1	1	1	1	1	1	1	1	1	100		
5504	1	1	1	1	1	1	1	1	1	1	100		
5505	1	1	1	1	1	1	1	1	1	1	100		
5506	1	1	1	1	1	1	1	1	1	1	100		
5507	1	1	1	1	1	1	1	1	1	1	100		
5508	1	1	1	1	1	1	1	1	1	1	100		
5509	1	1	1	1	1	1	1	1	1	1	100		
5510	1	1	1	1	1	1	1	1	1	1	100		

**USA Bin 3 Radar**



Radars Frequency	DFS Detection Trials (1=Detection, Blank= No Detection)										Detection Rate (%)	Detection Bandwidth (MHz)	Limit (MHz)
	1	2	3	4	5	6	7	8	9	10			
5490	1	1	1	1	1	1	1	1	1	1	100	20	17
5491	1	1	1	1	1	1	1	1	1	1	100		
5492	1	1	1	1	1	1	1	1	1	1	100		
5493	1	1	1	1	1	1	1	1	1	1	100		
5494	1	1	1	1	1	1	1	1	1	1	100		
5495	1	1	1	1	1	1	1	1	1	1	100		
5496	1	1	1	1	1	1	1	1	1	1	100		
5497	1	1	1	1	1	1	1	1	1	1	100		
5498	1	1	1	1	1	1	1	1	1	1	100		
5499	1	1	1	1	1	1	1	1	1	1	100		
5500	1	1	1	1	1	1	1	1	1	1	100		
5501	1	1	1	1	1	1	1	1	1	1	100		
5502	1	1	1	1	1	1	1	1	1	1	100		
5503	1	1	1	1	1	1	1	1	1	1	100		
5504	1	1	1	1	1	1	1	1	1	1	100		
5505	1	1	1	1	1	1	1	1	1	1	100		
5506	1	1	1	1	1	1	1	1	1	1	100		
5507	1	1	1	1	1	1	1	1	1	1	100		
5508	1	1	1	1	1	1	1	1	1	1	100		
5509	1	1	1	1	1	1	1	1	1	1	100		
5510	1	1	1	1	1	1	1	1	1	1	100		

**USA Bin 4 Radar**



Radars Frequency	DFS Detection Trials (1=Detection, Blank= No Detection)										Detection Rate (%)	Detection Bandwidth (MHz)	Limit (MHz)
	1	2	3	4	5	6	7	8	9	10			
5493.5	1	1	1	1	1	1	1	1	1	1	100	20	17
5493.5	1	1	1	1	1	1	1	1	1	1	100		
5493.5	1	1	1	1	1	1	1	1	1	1	100		
5493.5	1	1	1	1	1	1	1	1	1	1	100		
5493.9	1	1	1	1	1	1	1	1	1	1	100		
5494.7	1	1	1	1	1	1	1	1	1	1	100		
5495.9	1	1	1	1	1	1	1	1	1	1	100		
5496.7	1	1	1	1	1	1	1	1	1	1	100		
5497.9	1	1	1	1	1	1	1	1	1	1	100		
5498.7	1	1	1	1	1	1	1	1	1	1	100		
5500	1	1	1	1	1	1	1	1	1	1	100		
5501.3	1	1	1	1	1	1	1	1	1	1	100		
5502.1	1	1	1	1	1	1	1	1	1	1	100		
5503.3	1	1	1	1	1	1	1	1	1	1	100		
5504.1	1	1	1	1	1	1	1	1	1	1	100		
5505.3	1	1	1	1	1	1	1	1	1	1	100		
5506.1	1	1	1	1	1	1	1	1	1	1	100		
5506.5	1	1	1	1	1	1	1	1	1	1	100		
5506.5	1	1	1	1	1	1	1	1	1	1	100		
5506.5	1	1	1	1	1	1	1	1	1	1	100		
5506.5	1	1	1	1	1	1	1	1	1	1	100		

**USA Bin 5 Radar**



Radars Frequency	DFS Detection Trials (1=Detection, Blank= No Detection)										Detection Rate (%)	Detection Bandwidth (MHz)	Limit (MHz)
	1	2	3	4	5	6	7	8	9	10			
5490	1	1	1	1	1	1	1	1	1	1	100	20	17
5491	1	1	1	1	1	1	1	1	1	1	100		
5492	1	1	1	1	1	1	1	1	1	1	100		
5493	1	1	1	1	1	1	1	1	1	1	100		
5494	1	1	1	1	1	1	1	1	1	1	100		
5495	1	1	1	1	1	1	1	1	1	1	100		
5496	1	1	1	1	1	1	1	1	1	1	100		
5497	1	1	1	1	1	1	1	1	1	1	100		
5498	1	1	1	1	1	1	1	1	1	1	100		
5499	1	1	1	1	1	1	1	1	1	1	100		
5500	1	1	1	1	1	1	1	1	1	1	100		
5501	1	1	1	1	1	1	1	1	1	1	100		
5502	1	1	1	1	1	1	1	1	1	1	100		
5503	1	1	1	1	1	1	1	1	1	1	100		
5504	1	1	1	1	1	1	1	1	1	1	100		
5505	1	1	1	1	1	1	1	1	1	1	100		
5506	1	1	1	1	1	1	1	1	1	1	100		
5507	1	1	1	1	1	1	1	1	1	1	100		
5508	1	1	1	1	1	1	1	1	1	1	100		
5509	1	1	1	1	1	1	1	1	1	1	100		
5510	1	1	1	1	1	1	1	1	1	1	100		

**USA Frequency Hopping Radar**



Radars Frequency	DFS Detection Trials (1=Detection, Blank= No Detection)										Detection Rate (%)	Detection Bandwidth (MHz)	Limit (MHz)
	1	2	3	4	5	6	7	8	9	10			
5490	1	1	1	1	1	1	1	1	1	1	100	40	36
5491	1	1	1	1	1	1	1	1	1	1	100		
5492	1	1	1	1	1	1	1	1	1	1	100		
5493	1	1	1	1	1	1	1	1	1	1	100		
5494	1	1	1	1	1	1	1	1	1	1	100		
5495	1	1	1	1	1	1	1	1	1	1	100		
5496	1	1	1	1	1	1	1	1	1	1	100		
5497	1	1	1	1	1	1	1	1	1	1	100		
5498	1	1	1	1	1	1	1	1	1	1	100		
5499	1	1	1	1	1	1	1	1	1	1	100		
5500	1	1	1	1	1	1	1	1	1	1	100		
5501	1	1	1	1	1	1	1	1	1	1	100		
5502	1	1	1	1	1	1	1	1	1	1	100		
5503	1	1	1	1	1	1	1	1	1	1	100		
5504	1	1	1	1	1	1	1	1	1	1	100		
5505	1	1	1	1	1	1	1	1	1	1	100		
5506	1	1	1	1	1	1	1	1	1	1	100		
5507	1	1	1	1	1	1	1	1	1	1	100		
5508	1	1	1	1	1	1	1	1	1	1	100		
5509	1	1	1	1	1	1	1	1	1	1	100		
5510	1	1	1	1	1	1	1	1	1	1	100		
5511	1	1	1	1	1	1	1	1	1	1	100		
5512	1	1	1	1	1	1	1	1	1	1	100		
5513	1	1	1	1	1	1	1	1	1	1	100		
5514	1	1	1	1	1	1	1	1	1	1	100		
5515	1	1	1	1	1	1	1	1	1	1	100		
5516	1	1	1	1	1	1	1	1	1	1	100		
5517	1	1	1	1	1	1	1	1	1	1	100		
5518	1	1	1	1	1	1	1	1	1	1	100		
5519	1	1	1	1	1	1	1	1	1	1	100		
5520	1	1	1	1	1	1	1	1	1	1	100		
5521	1	1	1	1	1	1	1	1	1	1	100		
5522	1	1	1	1	1	1	1	1	1	1	100		
5523	1	1	1	1	1	1	1	1	1	1	100		
5524	1	1	1	1	1	1	1	1	1	1	100		
5525	1	1	1	1	1	1	1	1	1	1	100		
5526	1	1	1	1	1	1	1	1	1	1	100		
5527	1	1	1	1	1	1	1	1	1	1	100		
5528	1	1	1	1	1	1	1	1	1	1	100		
5529	1	1	1	1	1	1	1	1	1	1	100		
5530	1	1	1	1	1	1	1	1	1	1	100		

**USA Bin 0 Radar**





Radars Frequency	DFS Detection Trials (1=Detection, Blank= No Detection)										Detection Rate (%)	Detection Bandwidth (MHz)	Limit (MHz)
	1	2	3	4	5	6	7	8	9	10			
5490	1	1	1	1	1	1	1	1	1	1	100	40	36
5491	1	1	1	1	1	1	1	1	1	1	100		
5492	1	1	1	1	1	1	1	1	1	1	100		
5493	1	1	1	1	1	1	1	1	1	1	100		
5494	1	1	1	1	1	1	1	1	1	1	100		
5495	1	1	1	1	1	1	1	1	1	1	100		
5496	1	1	1	1	1	1	1	1	1	1	100		
5497	1	1	1	1	1	1	1	1	1	1	100		
5498	1	1	1	1	1	1	1	1	1	1	100		
5499	1	1	1	1	1	1	1	1	1	1	100		
5500	1	1	1	1	1	1	1	1	1	1	100		
5501	1	1	1	1	1	1	1	1	1	1	100		
5502	1	1	1	1	1	1	1	1	1	1	100		
5503	1	1	1	1	1	1	1	1	1	1	100		
5504	1	1	1	1	1	1	1	1	1	1	100		
5505	1	1	1	1	1	1	1	1	1	1	100		
5506	1	1	1	1	1	1	1	1	1	1	100		
5507	1	1	1	1	1	1	1	1	1	1	100		
5508	1	1	1	1	1	1	1	1	1	1	100		
5509	1	1	1	1	1	1	1	1	1	1	100		
5510	1	1	1	1	1	1	1	1	1	1	100		
5511	1	1	1	1	1	1	1	1	1	1	100		
5512	1	1	1	1	1	1	1	1	1	1	100		
5513	1	1	1	1	1	1	1	1	1	1	100		
5514	1	1	1	1	1	1	1	1	1	1	100		
5515	1	1	1	1	1	1	1	1	1	1	100		
5516	1	1	1	1	1	1	1	1	1	1	100		
5517	1	1	1	1	1	1	1	1	1	1	100		
5518	1	1	1	1	1	1	1	1	1	1	100		
5519	1	1	1	1	1	1	1	1	1	1	100		
5520	1	1	1	1	1	1	1	1	1	1	100		
5521	1	1	1	1	1	1	1	1	1	1	100		
5522	1	1	1	1	1	1	1	1	1	1	100		
5523	1	1	1	1	1	1	1	1	1	1	100		
5524	1	1	1	1	1	1	1	1	1	1	100		
5525	1	1	1	1	1	1	1	1	1	1	100		
5526	1	1	1	1	1	1	1	1	1	1	100		
5527	1	1	1	1	1	1	1	1	1	1	100		
5528	1	1	1	1	1	1	1	1	1	1	100		
5529	1	1	1	1	1	1	1	1	1	1	100		
5530	1	1	1	1	1	1	1	1	1	1	100		

**USA Bin 1A Radar**



Radars Frequency	DFS Detection Trials (1=Detection, Blank= No Detection)										Detection Rate (%)	Detection Bandwidth (MHz)	Limit (MHz)
	1	2	3	4	5	6	7	8	9	10			
5490	1	1	1	1	1	1	1	1	1	1	100	40	36
5491	1	1	1	1	1	1	1	1	1	1	100		
5492	1	1	1	1	1	1	1	1	1	1	100		
5493	1	1	1	1	1	1	1	1	1	1	100		
5494	1	1	1	1	1	1	1	1	1	1	100		
5495	1	1	1	1	1	1	1	1	1	1	100		
5496	1	1	1	1	1	1	1	1	1	1	100		
5497	1	1	1	1	1	1	1	1	1	1	100		
5498	1	1	1	1	1	1	1	1	1	1	100		
5499	1	1	1	1	1	1	1	1	1	1	100		
5500	1	1	1	1	1	1	1	1	1	1	100		
5501	1	1	1	1	1	1	1	1	1	1	100		
5502	1	1	1	1	1	1	1	1	1	1	100		
5503	1	1	1	1	1	1	1	1	1	1	100		
5504	1	1	1	1	1	1	1	1	1	1	100		
5505	1	1	1	1	1	1	1	1	1	1	100		
5506	1	1	1	1	1	1	1	1	1	1	100		
5507	1	1	1	1	1	1	1	1	1	1	100		
5508	1	1	1	1	1	1	1	1	1	1	100		
5509	1	1	1	1	1	1	1	1	1	1	100		
5510	1	1	1	1	1	1	1	1	1	1	100		
5511	1	1	1	1	1	1	1	1	1	1	100		
5512	1	1	1	1	1	1	1	1	1	1	100		
5513	1	1	1	1	1	1	1	1	1	1	100		
5514	1	1	1	1	1	1	1	1	1	1	100		
5515	1	1	1	1	1	1	1	1	1	1	100		
5516	1	1	1	1	1	1	1	1	1	1	100		
5517	1	1	1	1	1	1	1	1	1	1	100		
5518	1	1	1	1	1	1	1	1	1	1	100		
5519	1	1	1	1	1	1	1	1	1	1	100		
5520	1	1	1	1	1	1	1	1	1	1	100		
5521	1	1	1	1	1	1	1	1	1	1	100		
5522	1	1	1	1	1	1	1	1	1	1	100		
5523	1	1	1	1	1	1	1	1	1	1	100		
5524	1	1	1	1	1	1	1	1	1	1	100		
5525	1	1	1	1	1	1	1	1	1	1	100		
5526	1	1	1	1	1	1	1	1	1	1	100		
5527	1	1	1	1	1	1	1	1	1	1	100		
5528	1	1	1	1	1	1	1	1	1	1	100		
5529	1	1	1	1	1	1	1	1	1	1	100		
5530	1	1	1	1	1	1	1	1	1	1	100		

**USA Bin 1B Radar**



Radars Frequency	DFS Detection Trials (1=Detection, Blank= No Detection)										Detection Rate (%)	Detection Bandwidth (MHz)	Limit (MHz)
	1	2	3	4	5	6	7	8	9	10			
5490	1	1	1	1	1	1	1	1	1	1	100	40	36
5491	1	1	1	1	1	1	1	1	1	1	100		
5492	1	1	1	1	1	1	1	1	1	1	100		
5493	1	1	1	1	1	1	1	1	1	1	100		
5494	1	1	1	1	1	1	1	1	1	1	100		
5495	1	1	1	1	1	1	1	1	1	1	100		
5496	1	1	1	1	1	1	1	1	1	1	100		
5497	1	1	1	1	1	1	1	1	1	1	100		
5498	1	1	1	1	1	1	1	1	1	1	100		
5499	1	1	1	1	1	1	1	1	1	1	100		
5500	1	1	1	1	1	1	1	1	1	1	100		
5501	1	1	1	1	1	1	1	1	1	1	100		
5502	1	1	1	1	1	1	1	1	1	1	100		
5503	1	1	1	1	1	1	1	1	1	1	100		
5504	1	1	1	1	1	1	1	1	1	1	100		
5505	1	1	1	1	1	1	1	1	1	1	100		
5506	1	1	1	1	1	1	1	1	1	1	100		
5507	1	1	1	1	1	1	1	1	1	1	100		
5508	1	1	1	1	1	1	1	1	1	1	100		
5509	1	1	1	1	1	1	1	1	1	1	100		
5510	1	1	1	1	1	1	1	1	1	1	100		
5511	1	1	1	1	1	1	1	1	1	1	100		
5512	1	1	1	1	1	1	1	1	1	1	100		
5513	1	1	1	1	1	1	1	1	1	1	100		
5514	1	1	1	1	1	1	1	1	1	1	100		
5515	1	1	1	1	1	1	1	1	1	1	100		
5516	1	1	1	1	1	1	1	1	1	1	100		
5517	1	1	1	1	1	1	1	1	1	1	100		
5518	1	1	1	1	1	1	1	1	1	1	100		
5519	1	1	1	1	1	1	1	1	1	1	100		
5520	1	1	1	1	1	1	1	1	1	1	100		
5521	1	1	1	1	1	1	1	1	1	1	100		
5522	1	1	1	1	1	1	1	1	1	1	100		
5523	1	1	1	1	1	1	1	1	1	1	100		
5524	1	1	1	1	1	1	1	1	1	1	100		
5525	1	1	1	1	1	1	1	1	1	1	100		
5526	1	1	1	1	1	1	1	1	1	1	100		
5527	1	1	1	1	1	1	1	1	1	1	100		
5528	1	1	1	1	1	1	1	1	1	1	100		
5529	1	1	1	1	1	1	1	1	1	1	100		
5530	1	1	1	1	1	1	1	1	1	1	100		

**USA Bin 2 Radar**



Radars Frequency	DFS Detection Trials (1=Detection, Blank= No Detection)										Detection Rate (%)	Detection Bandwidth (MHz)	Limit (MHz)
	1	2	3	4	5	6	7	8	9	10			
5490	1	1	1	1	1	1	1	1	1	1	100	40	36
5491	1	1	1	1	1	1	1	1	1	1	100		
5492	1	1	1	1	1	1	1	1	1	1	100		
5493	1	1	1	1	1	1	1	1	1	1	100		
5494	1	1	1	1	1	1	1	1	1	1	100		
5495	1	1	1	1	1	1	1	1	1	1	100		
5496	1	1	1	1	1	1	1	1	1	1	100		
5497	1	1	1	1	1	1	1	1	1	1	100		
5498	1	1	1	1	1	1	1	1	1	1	100		
5499	1	1	1	1	1	1	1	1	1	1	100		
5500	1	1	1	1	1	1	1	1	1	1	100		
5501	1	1	1	1	1	1	1	1	1	1	100		
5502	1	1	1	1	1	1	1	1	1	1	100		
5503	1	1	1	1	1	1	1	1	1	1	100		
5504	1	1	1	1	1	1	1	1	1	1	100		
5505	1	1	1	1	1	1	1	1	1	1	100		
5506	1	1	1	1	1	1	1	1	1	1	100		
5507	1	1	1	1	1	1	1	1	1	1	100		
5508	1	1	1	1	1	1	1	1	1	1	100		
5509	1	1	1	1	1	1	1	1	1	1	100		
5510	1	1	1	1	1	1	1	1	1	1	100		
5511	1	1	1	1	1	1	1	1	1	1	100		
5512	1	1	1	1	1	1	1	1	1	1	100		
5513	1	1	1	1	1	1	1	1	1	1	100		
5514	1	1	1	1	1	1	1	1	1	1	100		
5515	1	1	1	1	1	1	1	1	1	1	100		
5516	1	1	1	1	1	1	1	1	1	1	100		
5517	1	1	1	1	1	1	1	1	1	1	100		
5518	1	1	1	1	1	1	1	1	1	1	100		
5519	1	1	1	1	1	1	1	1	1	1	100		
5520	1	1	1	1	1	1	1	1	1	1	100		
5521	1	1	1	1	1	1	1	1	1	1	100		
5522	1	1	1	1	1	1	1	1	1	1	100		
5523	1	1	1	1	1	1	1	1	1	1	100		
5524	1	1	1	1	1	1	1	1	1	1	100		
5525	1	1	1	1	1	1	1	1	1	1	100		
5526	1	1	1	1	1	1	1	1	1	1	100		
5527	1	1	1	1	1	1	1	1	1	1	100		
5528	1	1	1	1	1	1	1	1	1	1	100		
5529	1	1	1	1	1	1	1	1	1	1	100		
5530	1	1	1	1	1	1	1	1	1	1	100		

**USA Bin 3 Radar**



Radars Frequency	DFS Detection Trials (1=Detection, Blank= No Detection)										Detection Rate (%)	Detection Bandwidth (MHz)	Limit (MHz)
	1	2	3	4	5	6	7	8	9	10			
5490	1	1	1	1	1	1	1	1	1	1	100	40	36
5491	1	1	1	1	1	1	1	1	1	1	100		
5492	1	1	1	1	1	1	1	1	1	1	100		
5493	1	1	1	1	1	1	1	1	1	1	100		
5494	1	1	1	1	1	1	1	1	1	1	100		
5495	1	1	1	1	1	1	1	1	1	1	100		
5496	1	1	1	1	1	1	1	1	1	1	100		
5497	1	1	1	1	1	1	1	1	1	1	100		
5498	1	1	1	1	1	1	1	1	1	1	100		
5499	1	1	1	1	1	1	1	1	1	1	100		
5500	1	1	1	1	1	1	1	1	1	1	100		
5501	1	1	1	1	1	1	1	1	1	1	100		
5502	1	1	1	1	1	1	1	1	1	1	100		
5503	1	1	1	1	1	1	1	1	1	1	100		
5504	1	1	1	1	1	1	1	1	1	1	100		
5505	1	1	1	1	1	1	1	1	1	1	100		
5506	1	1	1	1	1	1	1	1	1	1	100		
5507	1	1	1	1	1	1	1	1	1	1	100		
5508	1	1	1	1	1	1	1	1	1	1	100		
5509	1	1	1	1	1	1	1	1	1	1	100		
5510	1	1	1	1	1	1	1	1	1	1	100		
5511	1	1	1	1	1	1	1	1	1	1	100		
5512	1	1	1	1	1	1	1	1	1	1	100		
5513	1	1	1	1	1	1	1	1	1	1	100		
5514	1	1	1	1	1	1	1	1	1	1	100		
5515	1	1	1	1	1	1	1	1	1	1	100		
5516	1	1	1	1	1	1	1	1	1	1	100		
5517	1	1	1	1	1	1	1	1	1	1	100		
5518	1	1	1	1	1	1	1	1	1	1	100		
5519	1	1	1	1	1	1	1	1	1	1	100		
5520	1	1	1	1	1	1	1	1	1	1	100		
5521	1	1	1	1	1	1	1	1	1	1	100		
5522	1	1	1	1	1	1	1	1	1	1	100		
5523	1	1	1	1	1	1	1	1	1	1	100		
5524	1	1	1	1	1	1	1	1	1	1	100		
5525	1	1	1	1	1	1	1	1	1	1	100		
5526	1	1	1	1	1	1	1	1	1	1	100		
5527	1	1	1	1	1	1	1	1	1	1	100		
5528	1	1	1	1	1	1	1	1	1	1	100		
5529	1	1	1	1	1	1	1	1	1	1	100		
5530	1	1	1	1	1	1	1	1	1	1	100		

**USA Bin 4 Radar**



Radars Frequency	DFS Detection Trials (1=Detection, Blank= No Detection)										Detection Rate (%)	Detection Bandwidth (MHz)	Limit (MHz)
	1	2	3	4	5	6	7	8	9	10			
5494	1	1	1	1	1	1	1	1	1	1	100	40	36
5494	1	1	1	1	1	1	1	1	1	1	100		
5494	1	1	1	1	1	1	1	1	1	1	100		
5494	1	1	1	1	1	1	1	1	1	1	100		
5494	1	1	1	1	1	1	1	1	1	1	100		
5494.8	1	1	1	1	1	1	1	1	1	1	100		
5496	1	1	1	1	1	1	1	1	1	1	100		
5496.8	1	1	1	1	1	1	1	1	1	1	100		
5498	1	1	1	1	1	1	1	1	1	1	100		
5498.8	1	1	1	1	1	1	1	1	1	1	100		
5500	1	1	1	1	1	1	1	1	1	1	100		
5501	1	1	1	1	1	1	1	1	1	1	100		
5502	1	1	1	1	1	1	1	1	1	1	100		
5503	1	1	1	1	1	1	1	1	1	1	100		
5504	1	1	1	1	1	1	1	1	1	1	100		
5505	1	1	1	1	1	1	1	1	1	1	100		
5506	1	1	1	1	1	1	1	1	1	1	100		
5507	1	1	1	1	1	1	1	1	1	1	100		
5508	1	1	1	1	1	1	1	1	1	1	100		
5509	1	1	1	1	1	1	1	1	1	1	100		
5510	1	1	1	1	1	1	1	1	1	1	100		
5511	1	1	1	1	1	1	1	1	1	1	100		
5512	1	1	1	1	1	1	1	1	1	1	100		
5513	1	1	1	1	1	1	1	1	1	1	100		
5514	1	1	1	1	1	1	1	1	1	1	100		
5515	1	1	1	1	1	1	1	1	1	1	100		
5516	1	1	1	1	1	1	1	1	1	1	100		
5517	1	1	1	1	1	1	1	1	1	1	100		
5518	1	1	1	1	1	1	1	1	1	1	100		
5519	1	1	1	1	1	1	1	1	1	1	100		
5520	1	1	1	1	1	1	1	1	1	1	100		
5521.2	1	1	1	1	1	1	1	1	1	1	100		
5522	1	1	1	1	1	1	1	1	1	1	100		
5523.2	1	1	1	1	1	1	1	1	1	1	100		
5524	1	1	1	1	1	1	1	1	1	1	100		
5525.2	1	1	1	1	1	1	1	1	1	1	100		
5526	1	1	1	1	1	1	1	1	1	1	100		
5526	1	1	1	1	1	1	1	1	1	1	100		
5526	1	1	1	1	1	1	1	1	1	1	100		
5526	1	1	1	1	1	1	1	1	1	1	100		
5526	1	1	1	1	1	1	1	1	1	1	100		

**USA Bin 5 Radar**



Radar Frequency	DFS Detection Trials (1=Detection, Blank= No Detection)										Detection Rate (%)	Detection Bandwidth (MHz)	Limit (MHz)
	1	2	3	4	5	6	7	8	9	10			
5490	1	1	1	1	1	1	1	1	1	1	100	40	36
5491	1	1	1	1	1	1	1	1	1	1	100		
5492	1	1	1	1	1	1	1	1	1	1	100		
5493	1	1	1	1	1	1	1	1	1	1	100		
5494	1	1	1	1	1	1	1	1	1	1	100		
5495	1	1	1	1	1	1	1	1	1	1	100		
5496	1	1	1	1	1	1	1	1	1	1	100		
5497	1	1	1	1	1	1	1	1	1	1	100		
5498	1	1	1	1	1	1	1	1	1	1	100		
5499	1	1	1	1	1	1	1	1	1	1	100		
5500	1	1	1	1	1	1	1	1	1	1	100		
5501	1	1	1	1	1	1	1	1	1	1	100		
5502	1	1	1	1	1	1	1	1	1	1	100		
5503	1	1	1	1	1	1	1	1	1	1	100		
5504	1	1	1	1	1	1	1	1	1	1	100		
5505	1	1	1	1	1	1	1	1	1	1	100		
5506	1	1	1	1	1	1	1	1	1	1	100		
5507	1	1	1	1	1	1	1	1	1	1	100		
5508	1	1	1	1	1	1	1	1	1	1	100		
5509	1	1	1	1	1	1	1	1	1	1	100		
5510	1	1	1	1	1	1	1	1	1	1	100		
5511	1	1	1	1	1	1	1	1	1	1	100		
5512	1	1	1	1	1	1	1	1	1	1	100		
5513	1	1	1	1	1	1	1	1	1	1	100		
5514	1	1	1	1	1	1	1	1	1	1	100		
5515	1	1	1	1	1	1	1	1	1	1	100		
5516	1	1	1	1	1	1	1	1	1	1	100		
5517	1	1	1	1	1	1	1	1	1	1	100		
5518	1	1	1	1	1	1	1	1	1	1	100		
5519	1	1	1	1	1	1	1	1	1	1	100		
5520	1	1	1	1	1	1	1	1	1	1	100		
5521	1	1	1	1	1	1	1	1	1	1	100		
5522	1	1	1	1	1	1	1	1	1	1	100		
5523	1	1	1	1	1	1	1	1	1	1	100		
5524	1	1	1	1	1	1	1	1	1	1	100		
5525	1	1	1	1	1	1	1	1	1	1	100		
5526	1	1	1	1	1	1	1	1	1	1	100		
5527	1	1	1	1	1	1	1	1	1	1	100		
5528	1	1	1	1	1	1	1	1	1	1	100		
5529	1	1	1	1	1	1	1	1	1	1	100		
5530	1	1	1	1	1	1	1	1	1	1	100		

**USA Frequency Hopping Radar**



Radars Frequency	DFS Detection Trials (1=Detection, Blank= No Detection)										Detection Rate (%)	Detection Bandwidth (MHz)	Limit (MHz)
	1	2	3	4	5	6	7	8	9	10			
5490	1	1	1	1	1	1	1	1	1	1	100	80	75
5491	1	1	1	1	1	1	1	1	1	1	100		
5492	1	1	1	1	1	1	1	1	1	1	100		
5493	1	1	1	1	1	1	1	1	1	1	100		
5494	1	1	1	1	1	1	1	1	1	1	100		
5495	1	1	1	1	1	1	1	1	1	1	100		
5496	1	1	1	1	1	1	1	1	1	1	100		
5497	1	1	1	1	1	1	1	1	1	1	100		
5498	1	1	1	1	1	1	1	1	1	1	100		
5499	1	1	1	1	1	1	1	1	1	1	100		
5500	1	1	1	1	1	1	1	1	1	1	100		
5501	1	1	1	1	1	1	1	1	1	1	100		
5502	1	1	1	1	1	1	1	1	1	1	100		
5503	1	1	1	1	1	1	1	1	1	1	100		
5504	1	1	1	1	1	1	1	1	1	1	100		
5505	1	1	1	1	1	1	1	1	1	1	100		
5506	1	1	1	1	1	1	1	1	1	1	100		
5507	1	1	1	1	1	1	1	1	1	1	100		
5508	1	1	1	1	1	1	1	1	1	1	100		
5509	1	1	1	1	1	1	1	1	1	1	100		
5510	1	1	1	1	1	1	1	1	1	1	100		
5511	1	1	1	1	1	1	1	1	1	1	100		
5512	1	1	1	1	1	1	1	1	1	1	100		
5513	1	1	1	1	1	1	1	1	1	1	100		
5514	1	1	1	1	1	1	1	1	1	1	100		
5515	1	1	1	1	1	1	1	1	1	1	100		
5516	1	1	1	1	1	1	1	1	1	1	100		
5517	1	1	1	1	1	1	1	1	1	1	100		
5518	1	1	1	1	1	1	1	1	1	1	100		
5519	1	1	1	1	1	1	1	1	1	1	100		
5520	1	1	1	1	1	1	1	1	1	1	100		
5521	1	1	1	1	1	1	1	1	1	1	100		
5522	1	1	1	1	1	1	1	1	1	1	100		
5523	1	1	1	1	1	1	1	1	1	1	100		
5524	1	1	1	1	1	1	1	1	1	1	100		
5525	1	1	1	1	1	1	1	1	1	1	100		
5526	1	1	1	1	1	1	1	1	1	1	100		
5527	1	1	1	1	1	1	1	1	1	1	100		
5528	1	1	1	1	1	1	1	1	1	1	100		
5529	1	1	1	1	1	1	1	1	1	1	100		

**USA Bin 0 Radar**





Radars Frequency	DFS Detection Trials (1=Detection, Blank= No Detection)										Detection Rate (%)	Detection Bandwidth (MHz)	Limit (MHz)
	1	2	3	4	5	6	7	8	9	10			
5530	1	1	1	1	1	1	1	1	1	1	100	80	75
5531	1	1	1	1	1	1	1	1	1	1	100		
5532	1	1	1	1	1	1	1	1	1	1	100		
5533	1	1	1	1	1	1	1	1	1	1	100		
5534	1	1	1	1	1	1	1	1	1	1	100		
5535	1	1	1	1	1	1	1	1	1	1	100		
5536	1	1	1	1	1	1	1	1	1	1	100		
5537	1	1	1	1	1	1	1	1	1	1	100		
5538	1	1	1	1	1	1	1	1	1	1	100		
5539	1	1	1	1	1	1	1	1	1	1	100		
5540	1	1	1	1	1	1	1	1	1	1	100		
5541	1	1	1	1	1	1	1	1	1	1	100		
5542	1	1	1	1	1	1	1	1	1	1	100		
5543	1	1	1	1	1	1	1	1	1	1	100		
5544	1	1	1	1	1	1	1	1	1	1	100		
5545	1	1	1	1	1	1	1	1	1	1	100		
5546	1	1	1	1	1	1	1	1	1	1	100		
5547	1	1	1	1	1	1	1	1	1	1	100		
5548	1	1	1	1	1	1	1	1	1	1	100		
5549	1	1	1	1	1	1	1	1	1	1	100		
5550	1	1	1	1	1	1	1	1	1	1	100		
5551	1	1	1	1	1	1	1	1	1	1	100		
5552	1	1	1	1	1	1	1	1	1	1	100		
5553	1	1	1	1	1	1	1	1	1	1	100		
5554	1	1	1	1	1	1	1	1	1	1	100		
5555	1	1	1	1	1	1	1	1	1	1	100		
5556	1	1	1	1	1	1	1	1	1	1	100		
5557	1	1	1	1	1	1	1	1	1	1	100		
5558	1	1	1	1	1	1	1	1	1	1	100		
5559	1	1	1	1	1	1	1	1	1	1	100		
5560	1	1	1	1	1	1	1	1	1	1	100		
5561	1	1	1	1	1	1	1	1	1	1	100		
5562	1	1	1	1	1	1	1	1	1	1	100		
5563	1	1	1	1	1	1	1	1	1	1	100		
5564	1	1	1	1	1	1	1	1	1	1	100		
5565	1	1	1	1	1	1	1	1	1	1	100		
5566	1	1	1	1	1	1	1	1	1	1	100		
5567	1	1	1	1	1	1	1	1	1	1	100		
5568	1	1	1	1	1	1	1	1	1	1	100		
5569	1	1	1	1	1	1	1	1	1	1	100		
5570	1	1	1	1	1	1	1	1	1	1	100		

**USA Bin 0 Radar (cont)**



Radars Frequency	DFS Detection Trials (1=Detection, Blank= No Detection)										Detection Rate (%)	Detection Bandwidth (MHz)	Limit (MHz)
	1	2	3	4	5	6	7	8	9	10			
5490	1	1	1	1	1	1	1	1	1	1	100	80	75
5491	1	1	1	1	1	1	1	1	1	1	100		
5492	1	1	1	1	1	1	1	1	1	1	100		
5493	1	1	1	1	1	1	1	1	1	1	100		
5494	1	1	1	1	1	1	1	1	1	1	100		
5495	1	1	1	1	1	1	1	1	1	1	100		
5496	1	1	1	1	1	1	1	1	1	1	100		
5497	1	1	1	1	1	1	1	1	1	1	100		
5498	1	1	1	1	1	1	1	1	1	1	100		
5499	1	1	1	1	1	1	1	1	1	1	100		
5500	1	1	1	1	1	1	1	1	1	1	100		
5501	1	1	1	1	1	1	1	1	1	1	100		
5502	1	1	1	1	1	1	1	1	1	1	100		
5503	1	1	1	1	1	1	1	1	1	1	100		
5504	1	1	1	1	1	1	1	1	1	1	100		
5505	1	1	1	1	1	1	1	1	1	1	100		
5506	1	1	1	1	1	1	1	1	1	1	100		
5507	1	1	1	1	1	1	1	1	1	1	100		
5508	1	1	1	1	1	1	1	1	1	1	100		
5509	1	1	1	1	1	1	1	1	1	1	100		
5510	1	1	1	1	1	1	1	1	1	1	100		
5511	1	1	1	1	1	1	1	1	1	1	100		
5512	1	1	1	1	1	1	1	1	1	1	100		
5513	1	1	1	1	1	1	1	1	1	1	100		
5514	1	1	1	1	1	1	1	1	1	1	100		
5515	1	1	1	1	1	1	1	1	1	1	100		
5516	1	1	1	1	1	1	1	1	1	1	100		
5517	1	1	1	1	1	1	1	1	1	1	100		
5518	1	1	1	1	1	1	1	1	1	1	100		
5519	1	1	1	1	1	1	1	1	1	1	100		
5520	1	1	1	1	1	1	1	1	1	1	100		
5521	1	1	1	1	1	1	1	1	1	1	100		
5522	1	1	1	1	1	1	1	1	1	1	100		
5523	1	1	1	1	1	1	1	1	1	1	100		
5524	1	1	1	1	1	1	1	1	1	1	100		
5525	1	1	1	1	1	1	1	1	1	1	100		
5526	1	1	1	1	1	1	1	1	1	1	100		
5527	1	1	1	1	1	1	1	1	1	1	100		
5528	1	1	1	1	1	1	1	1	1	1	100		
5529	1	1	1	1	1	1	1	1	1	1	100		

**USA Bin 1A Radar**



Radars Frequency	DFS Detection Trials (1=Detection, Blank= No Detection)										Detection Rate (%)	Detection Bandwidth (MHz)	Limit (MHz)
	1	2	3	4	5	6	7	8	9	10			
5530	1	1	1	1	1	1	1	1	1	1	100	80	75
5531	1	1	1	1	1	1	1	1	1	1	100		
5532	1	1	1	1	1	1	1	1	1	1	100		
5533	1	1	1	1	1	1	1	1	1	1	100		
5534	1	1	1	1	1	1	1	1	1	1	100		
5535	1	1	1	1	1	1	1	1	1	1	100		
5536	1	1	1	1	1	1	1	1	1	1	100		
5537	1	1	1	1	1	1	1	1	1	1	100		
5538	1	1	1	1	1	1	1	1	1	1	100		
5539	1	1	1	1	1	1	1	1	1	1	100		
5540	1	1	1	1	1	1	1	1	1	1	100		
5541	1	1	1	1	1	1	1	1	1	1	100		
5542	1	1	1	1	1	1	1	1	1	1	100		
5543	1	1	1	1	1	1	1	1	1	1	100		
5544	1	1	1	1	1	1	1	1	1	1	100		
5545	1	1	1	1	1	1	1	1	1	1	100		
5546	1	1	1	1	1	1	1	1	1	1	100		
5547	1	1	1	1	1	1	1	1	1	1	100		
5548	1	1	1	1	1	1	1	1	1	1	100		
5549	1	1	1	1	1	1	1	1	1	1	100		
5550	1	1	1	1	1	1	1	1	1	1	100		
5551	1	1	1	1	1	1	1	1	1	1	100		
5552	1	1	1	1	1	1	1	1	1	1	100		
5553	1	1	1	1	1	1	1	1	1	1	100		
5554	1	1	1	1	1	1	1	1	1	1	100		
5555	1	1	1	1	1	1	1	1	1	1	100		
5556	1	1	1	1	1	1	1	1	1	1	100		
5557	1	1	1	1	1	1	1	1	1	1	100		
5558	1	1	1	1	1	1	1	1	1	1	100		
5559	1	1	1	1	1	1	1	1	1	1	100		
5560	1	1	1	1	1	1	1	1	1	1	100		
5561	1	1	1	1	1	1	1	1	1	1	100		
5562	1	1	1	1	1	1	1	1	1	1	100		
5563	1	1	1	1	1	1	1	1	1	1	100		
5564	1	1	1	1	1	1	1	1	1	1	100		
5565	1	1	1	1	1	1	1	1	1	1	100		
5566	1	1	1	1	1	1	1	1	1	1	100		
5567	1	1	1	1	1	1	1	1	1	1	100		
5568	1	1	1	1	1	1	1	1	1	1	100		
5569	1	1	1	1	1	1	1	1	1	1	100		
5570	1	1	1	1	1	1	1	1	1	1	100		

**USA Bin 1A Radar (cont)**



Radars Frequency	DFS Detection Trials (1=Detection, Blank= No Detection)										Detection Rate (%)	Detection Bandwidth (MHz)	Limit (MHz)
	1	2	3	4	5	6	7	8	9	10			
5490	1	1	1	1	1	1	1	1	1	1	100	80	75
5491	1	1	1	1	1	1	1	1	1	1	100		
5492	1	1	1	1	1	1	1	1	1	1	100		
5493	1	1	1	1	1	1	1	1	1	1	100		
5494	1	1	1	1	1	1	1	1	1	1	100		
5495	1	1	1	1	1	1	1	1	1	1	100		
5496	1	1	1	1	1	1	1	1	1	1	100		
5497	1	1	1	1	1	1	1	1	1	1	100		
5498	1	1	1	1	1	1	1	1	1	1	100		
5499	1	1	1	1	1	1	1	1	1	1	100		
5500	1	1	1	1	1	1	1	1	1	1	100		
5501	1	1	1	1	1	1	1	1	1	1	100		
5502	1	1	1	1	1	1	1	1	1	1	100		
5503	1	1	1	1	1	1	1	1	1	1	100		
5504	1	1	1	1	1	1	1	1	1	1	100		
5505	1	1	1	1	1	1	1	1	1	1	100		
5506	1	1	1	1	1	1	1	1	1	1	100		
5507	1	1	1	1	1	1	1	1	1	1	100		
5508	1	1	1	1	1	1	1	1	1	1	100		
5509	1	1	1	1	1	1	1	1	1	1	100		
5510	1	1	1	1	1	1	1	1	1	1	100		
5511	1	1	1	1	1	1	1	1	1	1	100		
5512	1	1	1	1	1	1	1	1	1	1	100		
5513	1	1	1	1	1	1	1	1	1	1	100		
5514	1	1	1	1	1	1	1	1	1	1	100		
5515	1	1	1	1	1	1	1	1	1	1	100		
5516	1	1	1	1	1	1	1	1	1	1	100		
5517	1	1	1	1	1	1	1	1	1	1	100		
5518	1	1	1	1	1	1	1	1	1	1	100		
5519	1	1	1	1	1	1	1	1	1	1	100		
5520	1	1	1	1	1	1	1	1	1	1	100		
5521	1	1	1	1	1	1	1	1	1	1	100		
5522	1	1	1	1	1	1	1	1	1	1	100		
5523	1	1	1	1	1	1	1	1	1	1	100		
5524	1	1	1	1	1	1	1	1	1	1	100		
5525	1	1	1	1	1	1	1	1	1	1	100		
5526	1	1	1	1	1	1	1	1	1	1	100		
5527	1	1	1	1	1	1	1	1	1	1	100		
5528	1	1	1	1	1	1	1	1	1	1	100		
5529	1	1	1	1	1	1	1	1	1	1	100		

**USA Bin 1B Radar**



Radars Frequency	DFS Detection Trials (1=Detection, Blank= No Detection)										Detection Rate (%)	Detection Bandwidth (MHz)	Limit (MHz)
	1	2	3	4	5	6	7	8	9	10			
5530	1	1	1	1	1	1	1	1	1	1	100	80	75
5531	1	1	1	1	1	1	1	1	1	1	100		
5532	1	1	1	1	1	1	1	1	1	1	100		
5533	1	1	1	1	1	1	1	1	1	1	100		
5534	1	1	1	1	1	1	1	1	1	1	100		
5535	1	1	1	1	1	1	1	1	1	1	100		
5536	1	1	1	1	1	1	1	1	1	1	100		
5537	1	1	1	1	1	1	1	1	1	1	100		
5538	1	1	1	1	1	1	1	1	1	1	100		
5539	1	1	1	1	1	1	1	1	1	1	100		
5540	1	1	1	1	1	1	1	1	1	1	100		
5541	1	1	1	1	1	1	1	1	1	1	100		
5542	1	1	1	1	1	1	1	1	1	1	100		
5543	1	1	1	1	1	1	1	1	1	1	100		
5544	1	1	1	1	1	1	1	1	1	1	100		
5545	1	1	1	1	1	1	1	1	1	1	100		
5546	1	1	1	1	1	1	1	1	1	1	100		
5547	1	1	1	1	1	1	1	1	1	1	100		
5548	1	1	1	1	1	1	1	1	1	1	100		
5549	1	1	1	1	1	1	1	1	1	1	100		
5550	1	1	1	1	1	1	1	1	1	1	100		
5551	1	1	1	1	1	1	1	1	1	1	100		
5552	1	1	1	1	1	1	1	1	1	1	100		
5553	1	1	1	1	1	1	1	1	1	1	100		
5554	1	1	1	1	1	1	1	1	1	1	100		
5555	1	1	1	1	1	1	1	1	1	1	100		
5556	1	1	1	1	1	1	1	1	1	1	100		
5557	1	1	1	1	1	1	1	1	1	1	100		
5558	1	1	1	1	1	1	1	1	1	1	100		
5559	1	1	1	1	1	1	1	1	1	1	100		
5560	1	1	1	1	1	1	1	1	1	1	100		
5561	1	1	1	1	1	1	1	1	1	1	100		
5562	1	1	1	1	1	1	1	1	1	1	100		
5563	1	1	1	1	1	1	1	1	1	1	100		
5564	1	1	1	1	1	1	1	1	1	1	100		
5565	1	1	1	1	1	1	1	1	1	1	100		
5566	1	1	1	1	1	1	1	1	1	1	100		
5567	1	1	1	1	1	1	1	1	1	1	100		
5568	1	1	1	1	1	1	1	1	1	1	100		
5569	1	1	1	1	1	1	1	1	1	1	100		
5570	1	1	1	1	1	1	1	1	1	1	100		

**USA Bin 1B Radar (cont)**



Radars Frequency	DFS Detection Trials (1=Detection, Blank= No Detection)										Detection Rate (%)	Detection Bandwidth (MHz)	Limit (MHz)
	1	2	3	4	5	6	7	8	9	10			
5490	1	1	1	1	1	1	1	1	1	1	100	80	75
5491	1	1	1	1	1	1	1	1	1	1	100		
5492	1	1	1	1	1	1	1	1	1	1	100		
5493	1	1	1	1	1	1	1	1	1	1	100		
5494	1	1	1	1	1	1	1	1	1	1	100		
5495	1	1	1	1	1	1	1	1	1	1	100		
5496	1	1	1	1	1	1	1	1	1	1	100		
5497	1	1	1	1	1	1	1	1	1	1	100		
5498	1	1	1	1	1	1	1	1	1	1	100		
5499	1	1	1	1	1	1	1	1	1	1	100		
5500	1	1	1	1	1	1	1	1	1	1	100		
5501	1	1	1	1	1	1	1	1	1	1	100		
5502	1	1	1	1	1	1	1	1	1	1	100		
5503	1	1	1	1	1	1	1	1	1	1	100		
5504	1	1	1	1	1	1	1	1	1	1	100		
5505	1	1	1	1	1	1	1	1	1	1	100		
5506	1	1	1	1	1	1	1	1	1	1	100		
5507	1	1	1	1	1	1	1	1	1	1	100		
5508	1	1	1	1	1	1	1	1	1	1	100		
5509	1	1	1	1	1	1	1	1	1	1	100		
5510	1	1	1	1	1	1	1	1	1	1	100		
5511	1	1	1	1	1	1	1	1	1	1	100		
5512	1	1	1	1	1	1	1	1	1	1	100		
5513	1	1	1	1	1	1	1	1	1	1	100		
5514	1	1	1	1	1	1	1	1	1	1	100		
5515	1	1	1	1	1	1	1	1	1	1	100		
5516	1	1	1	1	1	1	1	1	1	1	100		
5517	1	1	1	1	1	1	1	1	1	1	100		
5518	1	1	1	1	1	1	1	1	1	1	100		
5519	1	1	1	1	1	1	1	1	1	1	100		
5520	1	1	1	1	1	1	1	1	1	1	100		
5521	1	1	1	1	1	1	1	1	1	1	100		
5522	1	1	1	1	1	1	1	1	1	1	100		
5523	1	1	1	1	1	1	1	1	1	1	100		
5524	1	1	1	1	1	1	1	1	1	1	100		
5525	1	1	1	1	1	1	1	1	1	1	100		
5526	1	1	1	1	1	1	1	1	1	1	100		
5527	1	1	1	1	1	1	1	1	1	1	100		
5528	1	1	1	1	1	1	1	1	1	1	100		
5529	1	1	1	1	1	1	1	1	1	1	100		

**USA Bin 2 Radar**



Radars Frequency	DFS Detection Trials (1=Detection, Blank= No Detection)										Detection Rate (%)	Detection Bandwidth (MHz)	Limit (MHz)
	1	2	3	4	5	6	7	8	9	10			
5530	1	1	1	1	1	1	1	1	1	1	100	80	75
5531	1	1	1	1	1	1	1	1	1	1	100		
5532	1	1	1	1	1	1	1	1	1	1	100		
5533	1	1	1	1	1	1	1	1	1	1	100		
5534	1	1	1	1	1	1	1	1	1	1	100		
5535	1	1	1	1	1	1	1	1	1	1	100		
5536	1	1	1	1	1	1	1	1	1	1	100		
5537	1	1	1	1	1	1	1	1	1	1	100		
5538	1	1	1	1	1	1	1	1	1	1	100		
5539	1	1	1	1	1	1	1	1	1	1	100		
5540	1	1	1	1	1	1	1	1	1	1	100		
5541	1	1	1	1	1	1	1	1	1	1	100		
5542	1	1	1	1	1	1	1	1	1	1	100		
5543	1	1	1	1	1	1	1	1	1	1	100		
5544	1	1	1	1	1	1	1	1	1	1	100		
5545	1	1	1	1	1	1	1	1	1	1	100		
5546	1	1	1	1	1	1	1	1	1	1	100		
5547	1	1	1	1	1	1	1	1	1	1	100		
5548	1	1	1	1	1	1	1	1	1	1	100		
5549	1	1	1	1	1	1	1	1	1	1	100		
5550	1	1	1	1	1	1	1	1	1	1	100		
5551	1	1	1	1	1	1	1	1	1	1	100		
5552	1	1	1	1	1	1	1	1	1	1	100		
5553	1	1	1	1	1	1	1	1	1	1	100		
5554	1	1	1	1	1	1	1	1	1	1	100		
5555	1	1	1	1	1	1	1	1	1	1	100		
5556	1	1	1	1	1	1	1	1	1	1	100		
5557	1	1	1	1	1	1	1	1	1	1	100		
5558	1	1	1	1	1	1	1	1	1	1	100		
5559	1	1	1	1	1	1	1	1	1	1	100		
5560	1	1	1	1	1	1	1	1	1	1	100		
5561	1	1	1	1	1	1	1	1	1	1	100		
5562	1	1	1	1	1	1	1	1	1	1	100		
5563	1	1	1	1	1	1	1	1	1	1	100		
5564	1	1	1	1	1	1	1	1	1	1	100		
5565	1	1	1	1	1	1	1	1	1	1	100		
5566	1	1	1	1	1	1	1	1	1	1	100		
5567	1	1	1	1	1	1	1	1	1	1	100		
5568	1	1	1	1	1	1	1	1	1	1	100		
5569	1	1	1	1	1	1	1	1	1	1	100		
5570	1	1	1	1	1	1	1	1	1	1	100		

**USA Bin 2 Radar (cont)**



Radars Frequency	DFS Detection Trials (1=Detection, Blank= No Detection)										Detection Rate (%)	Detection Bandwidth (MHz)	Limit (MHz)
	1	2	3	4	5	6	7	8	9	10			
5490	1	1	1	1	1	1	1	1	1	1	100	80	75
5491	1	1	1	1	1	1	1	1	1	1	100		
5492	1	1	1	1	1	1	1	1	1	1	100		
5493	1	1	1	1	1	1	1	1	1	1	100		
5494	1	1	1	1	1	1	1	1	1	1	100		
5495	1	1	1	1	1	1	1	1	1	1	100		
5496	1	1	1	1	1	1	1	1	1	1	100		
5497	1	1	1	1	1	1	1	1	1	1	100		
5498	1	1	1	1	1	1	1	1	1	1	100		
5499	1	1	1	1	1	1	1	1	1	1	100		
5500	1	1	1	1	1	1	1	1	1	1	100		
5501	1	1	1	1	1	1	1	1	1	1	100		
5502	1	1	1	1	1	1	1	1	1	1	100		
5503	1	1	1	1	1	1	1	1	1	1	100		
5504	1	1	1	1	1	1	1	1	1	1	100		
5505	1	1	1	1	1	1	1	1	1	1	100		
5506	1	1	1	1	1	1	1	1	1	1	100		
5507	1	1	1	1	1	1	1	1	1	1	100		
5508	1	1	1	1	1	1	1	1	1	1	100		
5509	1	1	1	1	1	1	1	1	1	1	100		
5510	1	1	1	1	1	1	1	1	1	1	100		
5511	1	1	1	1	1	1	1	1	1	1	100		
5512	1	1	1	1	1	1	1	1	1	1	100		
5513	1	1	1	1	1	1	1	1	1	1	100		
5514	1	1	1	1	1	1	1	1	1	1	100		
5515	1	1	1	1	1	1	1	1	1	1	100		
5516	1	1	1	1	1	1	1	1	1	1	100		
5517	1	1	1	1	1	1	1	1	1	1	100		
5518	1	1	1	1	1	1	1	1	1	1	100		
5519	1	1	1	1	1	1	1	1	1	1	100		
5520	1	1	1	1	1	1	1	1	1	1	100		
5521	1	1	1	1	1	1	1	1	1	1	100		
5522	1	1	1	1	1	1	1	1	1	1	100		
5523	1	1	1	1	1	1	1	1	1	1	100		
5524	1	1	1	1	1	1	1	1	1	1	100		
5525	1	1	1	1	1	1	1	1	1	1	100		
5526	1	1	1	1	1	1	1	1	1	1	100		
5527	1	1	1	1	1	1	1	1	1	1	100		
5528	1	1	1	1	1	1	1	1	1	1	100		
5529	1	1	1	1	1	1	1	1	1	1	100		

**USA Bin 3 Radar**





Radars Frequency	DFS Detection Trials (1=Detection, Blank= No Detection)										Detection Rate (%)	Detection Bandwidth (MHz)	Limit (MHz)
	1	2	3	4	5	6	7	8	9	10			
5530	1	1	1	1	1	1	1	1	1	1	100	80	75
5531	1	1	1	1	1	1	1	1	1	1	100		
5532	1	1	1	1	1	1	1	1	1	1	100		
5533	1	1	1	1	1	1	1	1	1	1	100		
5534	1	1	1	1	1	1	1	1	1	1	100		
5535	1	1	1	1	1	1	1	1	1	1	100		
5536	1	1	1	1	1	1	1	1	1	1	100		
5537	1	1	1	1	1	1	1	1	1	1	100		
5538	1	1	1	1	1	1	1	1	1	1	100		
5539	1	1	1	1	1	1	1	1	1	1	100		
5540	1	1	1	1	1	1	1	1	1	1	100		
5541	1	1	1	1	1	1	1	1	1	1	100		
5542	1	1	1	1	1	1	1	1	1	1	100		
5543	1	1	1	1	1	1	1	1	1	1	100		
5544	1	1	1	1	1	1	1	1	1	1	100		
5545	1	1	1	1	1	1	1	1	1	1	100		
5546	1	1	1	1	1	1	1	1	1	1	100		
5547	1	1	1	1	1	1	1	1	1	1	100		
5548	1	1	1	1	1	1	1	1	1	1	100		
5549	1	1	1	1	1	1	1	1	1	1	100		
5550	1	1	1	1	1	1	1	1	1	1	100		
5551	1	1	1	1	1	1	1	1	1	1	100		
5552	1	1	1	1	1	1	1	1	1	1	100		
5553	1	1	1	1	1	1	1	1	1	1	100		
5554	1	1	1	1	1	1	1	1	1	1	100		
5555	1	1	1	1	1	1	1	1	1	1	100		
5556	1	1	1	1	1	1	1	1	1	1	100		
5557	1	1	1	1	1	1	1	1	1	1	100		
5558	1	1	1	1	1	1	1	1	1	1	100		
5559	1	1	1	1	1	1	1	1	1	1	100		
5560	1	1	1	1	1	1	1	1	1	1	100		
5561	1	1	1	1	1	1	1	1	1	1	100		
5562	1	1	1	1	1	1	1	1	1	1	100		
5563	1	1	1	1	1	1	1	1	1	1	100		
5564	1	1	1	1	1	1	1	1	1	1	100		
5565	1	1	1	1	1	1	1	1	1	1	100		
5566	1	1	1	1	1	1	1	1	1	1	100		
5567	1	1	1	1	1	1	1	1	1	1	100		
5568	1	1	1	1	1	1	1	1	1	1	100		
5569	1	1	1	1	1	1	1	1	1	1	100		
5570	1	1	1	1	1	1	1	1	1	1	100		

**USA Bin 3 Radar (cont)**



Radars Frequency	DFS Detection Trials (1=Detection, Blank= No Detection)										Detection Rate (%)	Detection Bandwidth (MHz)	Limit (MHz)
	1	2	3	4	5	6	7	8	9	10			
5490	1	1	1	1	1	1	1	1	1	1	100	80	75
5491	1	1	1	1	1	1	1	1	1	1	100		
5492	1	1	1	1	1	1	1	1	1	1	100		
5493	1	1	1	1	1	1	1	1	1	1	100		
5494	1	1	1	1	1	1	1	1	1	1	100		
5495	1	1	1	1	1	1	1	1	1	1	100		
5496	1	1	1	1	1	1	1	1	1	1	100		
5497	1	1	1	1	1	1	1	1	1	1	100		
5498	1	1	1	1	1	1	1	1	1	1	100		
5499	1	1	1	1	1	1	1	1	1	1	100		
5500	1	1	1	1	1	1	1	1	1	1	100		
5501	1	1	1	1	1	1	1	1	1	1	100		
5502	1	1	1	1	1	1	1	1	1	1	100		
5503	1	1	1	1	1	1	1	1	1	1	100		
5504	1	1	1	1	1	1	1	1	1	1	100		
5505	1	1	1	1	1	1	1	1	1	1	100		
5506	1	1	1	1	1	1	1	1	1	1	100		
5507	1	1	1	1	1	1	1	1	1	1	100		
5508	1	1	1	1	1	1	1	1	1	1	100		
5509	1	1	1	1	1	1	1	1	1	1	100		
5510	1	1	1	1	1	1	1	1	1	1	100		
5511	1	1	1	1	1	1	1	1	1	1	100		
5512	1	1	1	1	1	1	1	1	1	1	100		
5513	1	1	1	1	1	1	1	1	1	1	100		
5514	1	1	1	1	1	1	1	1	1	1	100		
5515	1	1	1	1	1	1	1	1	1	1	100		
5516	1	1	1	1	1	1	1	1	1	1	100		
5517	1	1	1	1	1	1	1	1	1	1	100		
5518	1	1	1	1	1	1	1	1	1	1	100		
5519	1	1	1	1	1	1	1	1	1	1	100		
5520	1	1	1	1	1	1	1	1	1	1	100		
5521	1	1	1	1	1	1	1	1	1	1	100		
5522	1	1	1	1	1	1	1	1	1	1	100		
5523	1	1	1	1	1	1	1	1	1	1	100		
5524	1	1	1	1	1	1	1	1	1	1	100		
5525	1	1	1	1	1	1	1	1	1	1	100		
5526	1	1	1	1	1	1	1	1	1	1	100		
5527	1	1	1	1	1	1	1	1	1	1	100		
5528	1	1	1	1	1	1	1	1	1	1	100		
5529	1	1	1	1	1	1	1	1	1	1	100		

**USA Bin 4 Radar**



Radars Frequency	DFS Detection Trials (1=Detection, Blank= No Detection)										Detection Rate (%)	Detection Bandwidth (MHz)	Limit (MHz)
	1	2	3	4	5	6	7	8	9	10			
5530	1	1	1	1	1	1	1	1	1	1	100	80	75
5531	1	1	1	1	1	1	1	1	1	1	100		
5532	1	1	1	1	1	1	1	1	1	1	100		
5533	1	1	1	1	1	1	1	1	1	1	100		
5534	1	1	1	1	1	1	1	1	1	1	100		
5535	1	1	1	1	1	1	1	1	1	1	100		
5536	1	1	1	1	1	1	1	1	1	1	100		
5537	1	1	1	1	1	1	1	1	1	1	100		
5538	1	1	1	1	1	1	1	1	1	1	100		
5539	1	1	1	1	1	1	1	1	1	1	100		
5540	1	1	1	1	1	1	1	1	1	1	100		
5541	1	1	1	1	1	1	1	1	1	1	100		
5542	1	1	1	1	1	1	1	1	1	1	100		
5543	1	1	1	1	1	1	1	1	1	1	100		
5544	1	1	1	1	1	1	1	1	1	1	100		
5545	1	1	1	1	1	1	1	1	1	1	100		
5546	1	1	1	1	1	1	1	1	1	1	100		
5547	1	1	1	1	1	1	1	1	1	1	100		
5548	1	1	1	1	1	1	1	1	1	1	100		
5549	1	1	1	1	1	1	1	1	1	1	100		
5550	1	1	1	1	1	1	1	1	1	1	100		
5551	1	1	1	1	1	1	1	1	1	1	100		
5552	1	1	1	1	1	1	1	1	1	1	100		
5553	1	1	1	1	1	1	1	1	1	1	100		
5554	1	1	1	1	1	1	1	1	1	1	100		
5555	1	1	1	1	1	1	1	1	1	1	100		
5556	1	1	1	1	1	1	1	1	1	1	100		
5557	1	1	1	1	1	1	1	1	1	1	100		
5558	1	1	1	1	1	1	1	1	1	1	100		
5559	1	1	1	1	1	1	1	1	1	1	100		
5560	1	1	1	1	1	1	1	1	1	1	100		
5561	1	1	1	1	1	1	1	1	1	1	100		
5562	1	1	1	1	1	1	1	1	1	1	100		
5563	1	1	1	1	1	1	1	1	1	1	100		
5564	1	1	1	1	1	1	1	1	1	1	100		
5565	1	1	1	1	1	1	1	1	1	1	100		
5566	1	1	1	1	1	1	1	1	1	1	100		
5567	1	1	1	1	1	1	1	1	1	1	100		
5568	1	1	1	1	1	1	1	1	1	1	100		
5569	1	1	1	1	1	1	1	1	1	1	100		
5570	1	1	1	1	1	1	1	1	1	1	100		

**USA Bin 4 Radar (cont)**



Radars Frequency	DFS Detection Trials (1=Detection, Blank= No Detection)										Detection Rate (%)	Detection Bandwidth (MHz)	Limit (MHz)
	1	2	3	4	5	6	7	8	9	10			
5494.5	1	1	1	1	1	1	1	1	1	1	100	80	75
5494.5	1	1	1	1	1	1	1	1	1	1	100		
5494.5	1	1	1	1	1	1	1	1	1	1	100		
5494.5	1	1	1	1	1	1	1	1	1	1	100		
5494.5	1	1	1	1	1	1	1	1	1	1	100		
5494.9	1	1	1	1	1	1	1	1	1	1	100		
5495.7	1	1	1	1	1	1	1	1	1	1	100		
5496.9	1	1	1	1	1	1	1	1	1	1	100		
5497.7	1	1	1	1	1	1	1	1	1	1	100		
5498.9	1	1	1	1	1	1	1	1	1	1	100		
5499.7	1	1	1	1	1	1	1	1	1	1	100		
5501	1	1	1	1	1	1	1	1	1	1	100		
5502	1	1	1	1	1	1	1	1	1	1	100		
5503	1	1	1	1	1	1	1	1	1	1	100		
5504	1	1	1	1	1	1	1	1	1	1	100		
5505	1	1	1	1	1	1	1	1	1	1	100		
5506	1	1	1	1	1	1	1	1	1	1	100		
5507	1	1	1	1	1	1	1	1	1	1	100		
5508	1	1	1	1	1	1	1	1	1	1	100		
5509	1	1	1	1	1	1	1	1	1	1	100		
5510	1	1	1	1	1	1	1	1	1	1	100		
5511	1	1	1	1	1	1	1	1	1	1	100		
5512	1	1	1	1	1	1	1	1	1	1	100		
5513	1	1	1	1	1	1	1	1	1	1	100		
5514	1	1	1	1	1	1	1	1	1	1	100		
5515	1	1	1	1	1	1	1	1	1	1	100		
5516	1	1	1	1	1	1	1	1	1	1	100		
5517	1	1	1	1	1	1	1	1	1	1	100		
5518	1	1	1	1	1	1	1	1	1	1	100		
5519	1	1	1	1	1	1	1	1	1	1	100		
5520	1	1	1	1	1	1	1	1	1	1	100		
5521	1	1	1	1	1	1	1	1	1	1	100		
5522	1	1	1	1	1	1	1	1	1	1	100		
5523	1	1	1	1	1	1	1	1	1	1	100		
5524	1	1	1	1	1	1	1	1	1	1	100		
5525	1	1	1	1	1	1	1	1	1	1	100		
5526	1	1	1	1	1	1	1	1	1	1	100		
5527	1	1	1	1	1	1	1	1	1	1	100		
5528	1	1	1	1	1	1	1	1	1	1	100		
5529	1	1	1	1	1	1	1	1	1	1	100		

**USA Bin 5 Radar**



Radars Frequency	DFS Detection Trials (1=Detection, Blank= No Detection)										Detection Rate (%)	Detection Bandwidth (MHz)	Limit (MHz)
	1	2	3	4	5	6	7	8	9	10			
5530	1	1	1	1	1	1	1	1	1	1	100	80	75
5531	1	1	1	1	1	1	1	1	1	1	100		
5532	1	1	1	1	1	1	1	1	1	1	100		
5533	1	1	1	1	1	1	1	1	1	1	100		
5534	1	1	1	1	1	1	1	1	1	1	100		
5535	1	1	1	1	1	1	1	1	1	1	100		
5536	1	1	1	1	1	1	1	1	1	1	100		
5537	1	1	1	1	1	1	1	1	1	1	100		
5538	1	1	1	1	1	1	1	1	1	1	100		
5539	1	1	1	1	1	1	1	1	1	1	100		
5540	1	1	1	1	1	1	1	1	1	1	100		
5541	1	1	1	1	1	1	1	1	1	1	100		
5542	1	1	1	1	1	1	1	1	1	1	100		
5543	1	1	1	1	1	1	1	1	1	1	100		
5544	1	1	1	1	1	1	1	1	1	1	100		
5545	1	1	1	1	1	1	1	1	1	1	100		
5546	1	1	1	1	1	1	1	1	1	1	100		
5547	1	1	1	1	1	1	1	1	1	1	100		
5548	1	1	1	1	1	1	1	1	1	1	100		
5549	1	1	1	1	1	1	1	1	1	1	100		
5550	1	1	1	1	1	1	1	1	1	1	100		
5551	1	1	1	1	1	1	1	1	1	1	100		
5552	1	1	1	1	1	1	1	1	1	1	100		
5553	1	1	1	1	1	1	1	1	1	1	100		
5554	1	1	1	1	1	1	1	1	1	1	100		
5555	1	1	1	1	1	1	1	1	1	1	100		
5556	1	1	1	1	1	1	1	1	1	1	100		
5557	1	1	1	1	1	1	1	1	1	1	100		
5558	1	1	1	1	1	1	1	1	1	1	100		
5559	1	1	1	1	1	1	1	1	1	1	100		
5560.3	1	1	1	1	1	1	1	1	1	1	100		
5561.1	1	1	1	1	1	1	1	1	1	1	100		
5562.3	1	1	1	1	1	1	1	1	1	1	100		
5563.1	1	1	1	1	1	1	1	1	1	1	100		
5564.3	1	1	1	1	1	1	1	1	1	1	100		
5565.1	1	1	1	1	1	1	1	1	1	1	100		
5565.5	1	1	1	1	1	1	1	1	1	1	100		
5565.5	1	1	1	1	1	1	1	1	1	1	100		
5565.5	1	1	1	1	1	1	1	1	1	1	100		
5565.5	1	1	1	1	1	1	1	1	1	1	100		
5565.5	1	1	1	1	1	1	1	1	1	1	100		

**USA Bin 5 Radar (cont)**



Radars Frequency	DFS Detection Trials (1=Detection, Blank= No Detection)										Detection Rate (%)	Detection Bandwidth (MHz)	Limit (MHz)
	1	2	3	4	5	6	7	8	9	10			
5490	1	1	1	1	1	1	1	1	1	1	100	80	75
5491	1	1	1	1	1	1	1	1	1	1	100		
5492	1	1	1	1	1	1	1	1	1	1	100		
5493	1	1	1	1	1	1	1	1	1	1	100		
5494	1	1	1	1	1	1	1	1	1	1	100		
5495	1	1	1	1	1	1	1	1	1	1	100		
5496	1	1	1	1	1	1	1	1	1	1	100		
5497	1	1	1	1	1	1	1	1	1	1	100		
5498	1	1	1	1	1	1	1	1	1	1	100		
5499	1	1	1	1	1	1	1	1	1	1	100		
5500	1	1	1	1	1	1	1	1	1	1	100		
5501	1	1	1	1	1	1	1	1	1	1	100		
5502	1	1	1	1	1	1	1	1	1	1	100		
5503	1	1	1	1	1	1	1	1	1	1	100		
5504	1	1	1	1	1	1	1	1	1	1	100		
5505	1	1	1	1	1	1	1	1	1	1	100		
5506	1	1	1	1	1	1	1	1	1	1	100		
5507	1	1	1	1	1	1	1	1	1	1	100		
5508	1	1	1	1	1	1	1	1	1	1	100		
5509	1	1	1	1	1	1	1	1	1	1	100		
5510	1	1	1	1	1	1	1	1	1	1	100		
5511	1	1	1	1	1	1	1	1	1	1	100		
5512	1	1	1	1	1	1	1	1	1	1	100		
5513	1	1	1	1	1	1	1	1	1	1	100		
5514	1	1	1	1	1	1	1	1	1	1	100		
5515	1	1	1	1	1	1	1	1	1	1	100		
5516	1	1	1	1	1	1	1	1	1	1	100		
5517	1	1	1	1	1	1	1	1	1	1	100		
5518	1	1	1	1	1	1	1	1	1	1	100		
5519	1	1	1	1	1	1	1	1	1	1	100		
5520	1	1	1	1	1	1	1	1	1	1	100		
5521	1	1	1	1	1	1	1	1	1	1	100		
5522	1	1	1	1	1	1	1	1	1	1	100		
5523	1	1	1	1	1	1	1	1	1	1	100		
5524	1	1	1	1	1	1	1	1	1	1	100		
5525	1	1	1	1	1	1	1	1	1	1	100		
5526	1	1	1	1	1	1	1	1	1	1	100		
5527	1	1	1	1	1	1	1	1	1	1	100		
5528	1	1	1	1	1	1	1	1	1	1	100		
5529	1	1	1	1	1	1	1	1	1	1	100		

**USA Frequency Hopping Radar**



Radars Frequency	DFS Detection Trials (1=Detection, Blank= No Detection)										Detection Rate (%)	Detection Bandwidth (MHz)	Limit (MHz)
	1	2	3	4	5	6	7	8	9	10			
5530	1	1	1	1	1	1	1	1	1	1	100	80	75
5531	1	1	1	1	1	1	1	1	1	1	100		
5532	1	1	1	1	1	1	1	1	1	1	100		
5533	1	1	1	1	1	1	1	1	1	1	100		
5534	1	1	1	1	1	1	1	1	1	1	100		
5535	1	1	1	1	1	1	1	1	1	1	100		
5536	1	1	1	1	1	1	1	1	1	1	100		
5537	1	1	1	1	1	1	1	1	1	1	100		
5538	1	1	1	1	1	1	1	1	1	1	100		
5539	1	1	1	1	1	1	1	1	1	1	100		
5540	1	1	1	1	1	1	1	1	1	1	100		
5541	1	1	1	1	1	1	1	1	1	1	100		
5542	1	1	1	1	1	1	1	1	1	1	100		
5543	1	1	1	1	1	1	1	1	1	1	100		
5544	1	1	1	1	1	1	1	1	1	1	100		
5545	1	1	1	1	1	1	1	1	1	1	100		
5546	1	1	1	1	1	1	1	1	1	1	100		
5547	1	1	1	1	1	1	1	1	1	1	100		
5548	1	1	1	1	1	1	1	1	1	1	100		
5549	1	1	1	1	1	1	1	1	1	1	100		
5550	1	1	1	1	1	1	1	1	1	1	100		
5551	1	1	1	1	1	1	1	1	1	1	100		
5552	1	1	1	1	1	1	1	1	1	1	100		
5553	1	1	1	1	1	1	1	1	1	1	100		
5554	1	1	1	1	1	1	1	1	1	1	100		
5555	1	1	1	1	1	1	1	1	1	1	100		
5556	1	1	1	1	1	1	1	1	1	1	100		
5557	1	1	1	1	1	1	1	1	1	1	100		
5558	1	1	1	1	1	1	1	1	1	1	100		
5559	1	1	1	1	1	1	1	1	1	1	100		
5560	1	1	1	1	1	1	1	1	1	1	100		
5561	1	1	1	1	1	1	1	1	1	1	100		
5562	1	1	1	1	1	1	1	1	1	1	100		
5563	1	1	1	1	1	1	1	1	1	1	100		
5564	1	1	1	1	1	1	1	1	1	1	100		
5565	1	1	1	1	1	1	1	1	1	1	100		
5566	1	1	1	1	1	1	1	1	1	1	100		
5567	1	1	1	1	1	1	1	1	1	1	100		
5568	1	1	1	1	1	1	1	1	1	1	100		
5569	1	1	1	1	1	1	1	1	1	1	100		
5570	1	1	1	1	1	1	1	1	1	1	100		

**USA Frequency Hopping Radar (cont)**



### B.3 Initial Channel Availability Check Time

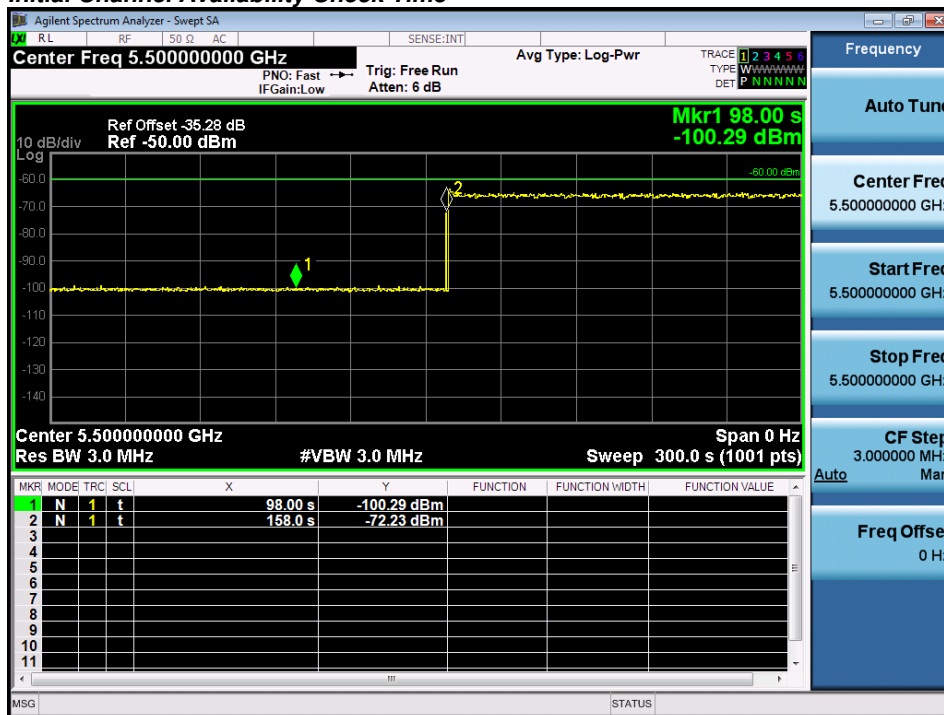
The tests that the UUT does not emit beacon, control, or data signals on the test Channel until the power-up sequence has been completed and the U-NII device checks for Radar Waveforms for one minute on the test Channel. This test does not use any Radar Waveforms.

The U-NII device is powered on and instructed to operate at 5500 MHz. At the same time the UUT is powered on, the spectrum analyzer is set to zero span mode with a 3 MHz resolution bandwidth at 5500MHz with a 2.5 minute sweep time. The analyzer's sweep will be started the same time power is applied to the U-NII device.

The UUT should not transmit any beacon or data transmissions until at least 1 minute after the completion of the power-on cycle.

The initial power up time of the UUT is indicated by marker 1 in the plot. Initial beacons/data transmissions are indicated by marker 2.

#### Initial Channel Availability Check Time







### B.4 Radar Burst at the Beginning of the Channel Availability Check Time

The steps below define the procedure to verify successful radar detection on the selected Channel during a period equal to the Channel Availability Check Time and avoidance of operation on that Channel when a radar Burst with a level equal to the DFS Detection Threshold + 1 dB (-63dBm) occurs at the beginning of the Channel Availability Check Time.

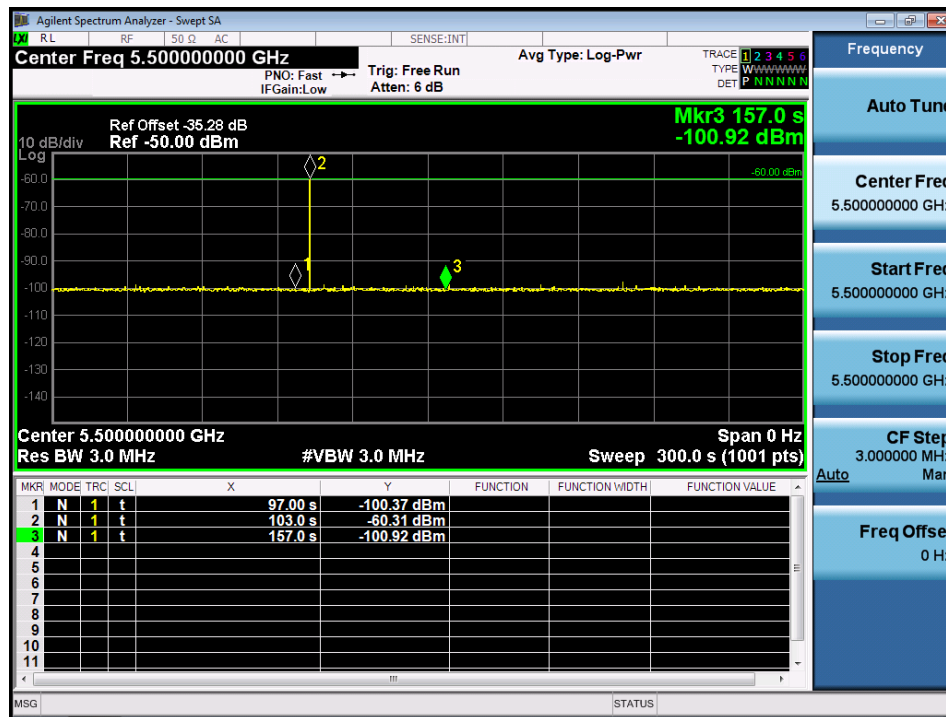
The UUT is powered on at  $T_0$ .  $T_1$  denotes the instant when the UUT has completed its power-up sequence. The Channel Availability Check Time commences at instant  $T_1$  and will end no sooner than  $T_1 + 60$  seconds.

A single Burst of short pulse of radar type 0 at -63 dBm will commence within a 6 second window starting at  $T_1$ .

Visual indication on the UUT of successful detection of the radar Burst will be recorded and reported. Observation of emissions at 5500MHz will continue for 2.5 minutes after the radar Burst has been generated.

Verify that during the 2.5 minute measurement window no UUT transmissions occurred at 5500MHz.

#### Radar Burst at the Beginning of the Channel Availability Check Time





**B.5 Radar Burst at the End of the Channel Availability Check Time**

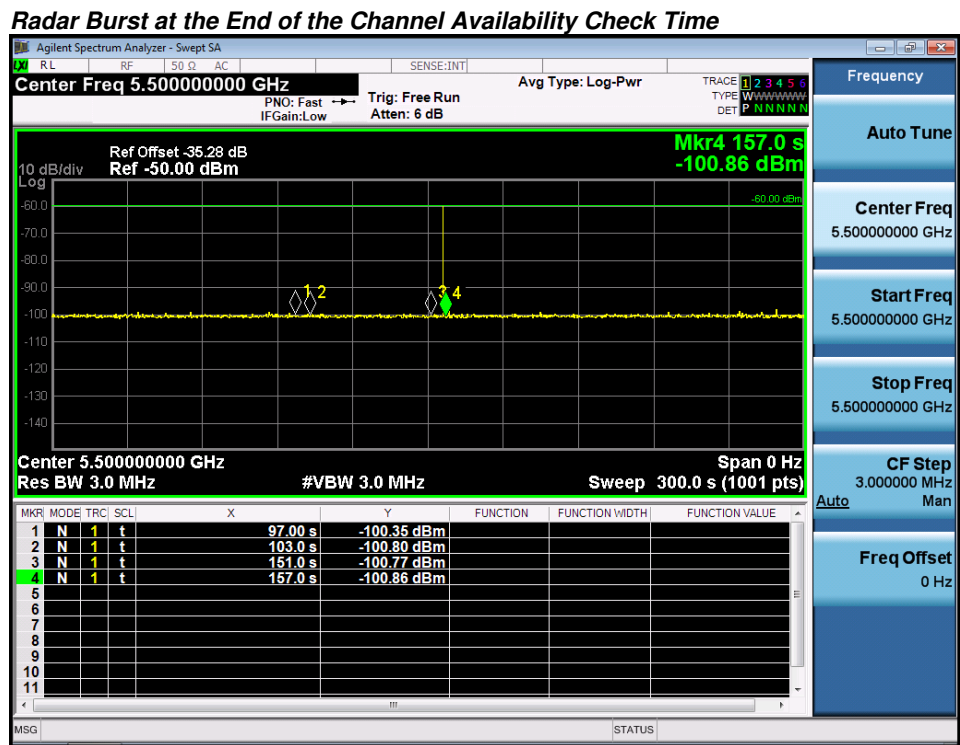
The steps below define the procedure to verify successful radar detection on the selected Channel during a period equal to the Channel Availability Check Time and avoidance of operation on that Channel when a radar Burst with a level equal to the DFS Detection Threshold + 1 dB (-63dBm) occurs at the end of the Channel Availability Check Time.

The UUT is powered on at  $T_0$ .  $T_1$  denotes the instant when the UUT has completed its power-up sequence. The Channel Availability Check Time commences at instant  $T_1$  and will end no sooner than  $T_1 + 60$  seconds.

A single Burst of short pulse of radar type 0 at -63 dBm will commence within a 6 second window starting at  $T_1 + 54$  seconds.

Visual indication on the UUT of successful detection of the radar Burst will be recorded and reported. Observation of emissions at 5500MHz will continue for 2.5 minutes after the radar Burst has been generated.

Verify that during the 2.5 minute measurement window no UUT transmissions occurred at 5500MHz.





**B.6 In-Service Monitoring for Channel Move Time, Channel Closing Transmission Time and Non-Occupancy Period**

These tests define how the following DFS parameters are verified during In-Service Monitoring; Channel Closing Transmission Time, Channel Move Time, and Non-Occupancy Period.

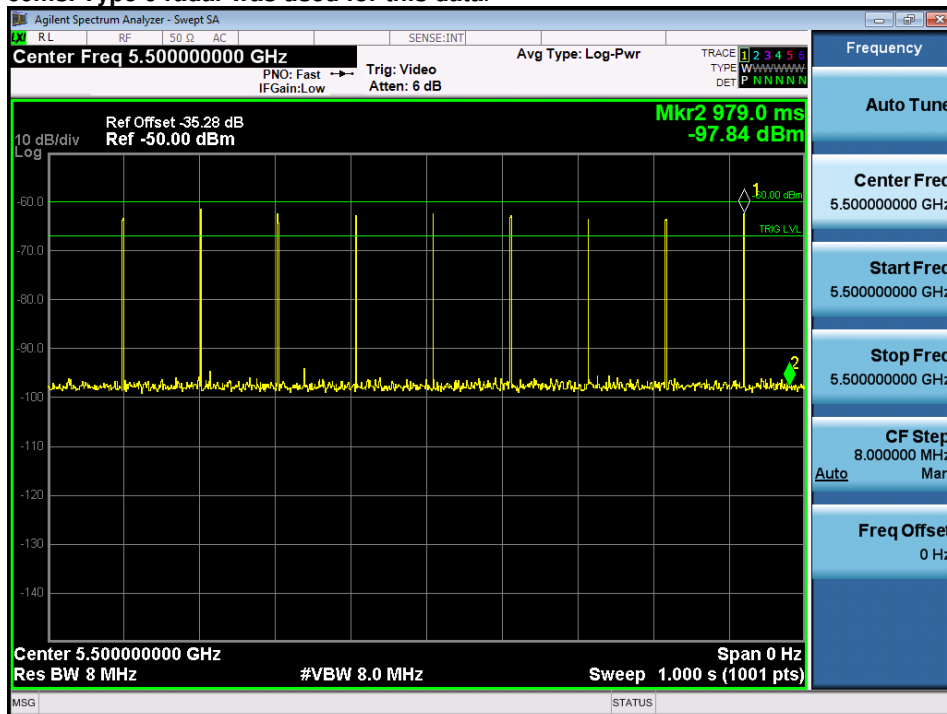
The steps below define the procedure to determine the above mentioned parameters when a radar Burst with a level equal to the DFS Detection Threshold + 1dB (-63dBm) is generated on the Operating Channel of the U-NII device.

A U-NII device operating as a Client Device will associate with the UUT (Master) at 5500 MHz. Stream the MPEG test file from the Master Device to the Client Device on the selected Channel for the entire period of the test.

At time  $T_0$  the Radar Waveform generator sends a Burst of pulses for radar type 0 at -63dBm.

Observe the transmissions of the UUT at the end of the radar Burst on the Operating Channel for duration greater than 10 seconds. Measure and record the transmissions from the UUT during the observation time (Channel Move Time). Compare the Channel Move Time and Channel Closing Transmission Time results to the limits defined in the *DFS Response requirement values table*.

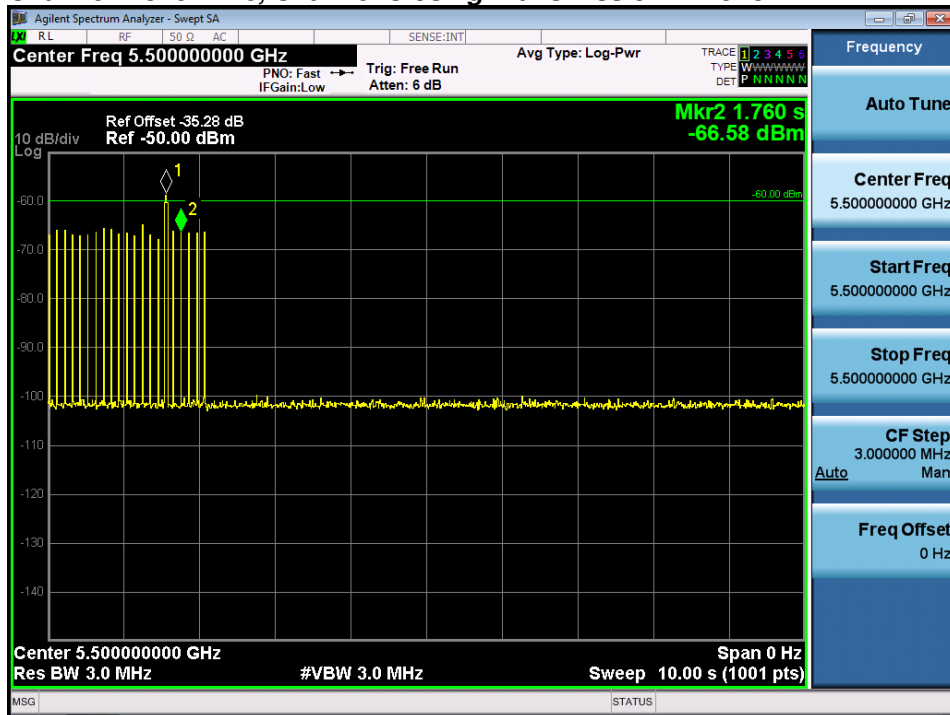
**Marker 1 indicates the end of the radar pulse, Marker 2 is equal to marker 1 + 50ms. The plot demonstrates a closing time of 50ms or less. The aggregate beacons are visually verified less than 60ms. Type 0 radar was used for this data.**



**Channel Closing Time of 50ms**



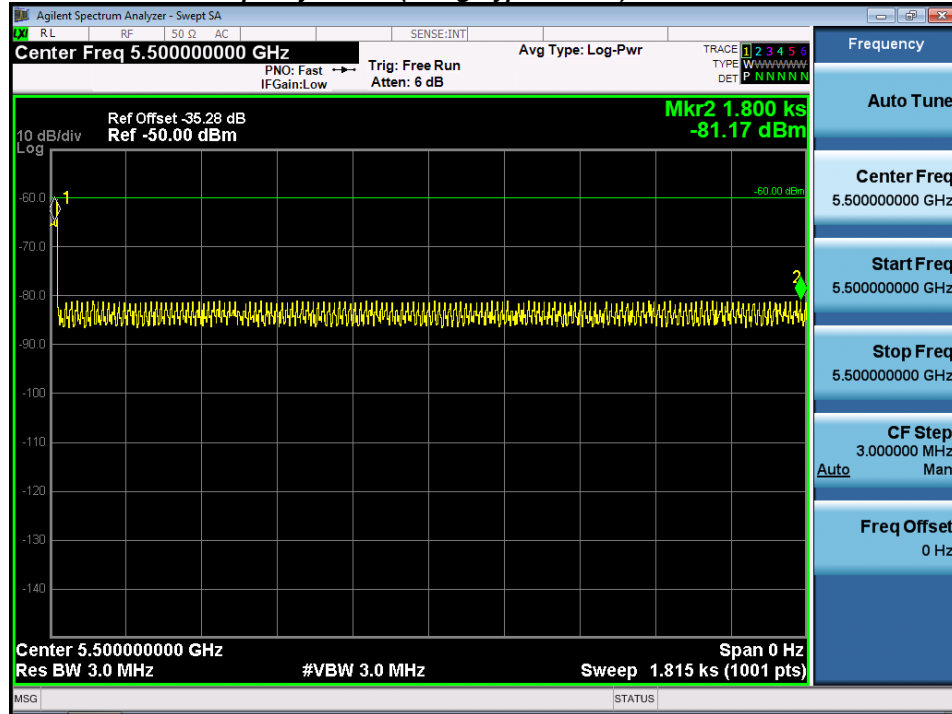
**Channel Move Time, Channel Closing Transmission Time for**





Measure the UUT for more than 30 minutes following the channel close/move time to verify that the UUT does not resume any transmissions on this Channel.

**30 Minute Non-Occupancy Period (using Type 0 radar)**



## B.7 Statistical Performance Check

The steps below define the procedure to determine the minimum percentage of detection when a radar burst with a level equal to the DFS Detection Threshold + 1dB (-63dBm) is generated on the Operating Channel of the U-NII device.

A U-NII device operating as a Client Device will associate with the UUT (Master) at 5500 MHz. Stream the MPEG test file from the Master Device to the Client Device on the selected Channel for the entire period of the test.

The Radar Waveform generator sends the individual waveform for each of the radar types 1-6 at -63dbm. Statistical data will be gathered to determine the ability of the device to detect the radar test waveforms. The device can utilize a test mode to demonstrate when detection occurs to prevent the need to reset the device between trial runs. The percentage of successful detection is calculated by:

$$\frac{\text{TotalWaveformDetections}}{\text{TotalWaveformTrials}} \times 100 = \text{Probability of Detection Radar Waveform}$$

The Minimum number of trails, minimum percentage of successful detection and the average minimum percentage of successful detection are found in the *Radar Test Waveforms* section.

KDB 905462 D02 UNII DFS compliance procedure New Rules v02:

Frequencies selected for statistical performance check (Section 7.8.4) should include several frequencies within the radar detection bandwidth and frequencies near the edge of the radar detection bandwidth. For 802.11 devices it is suggested to select frequencies in each of the bonded 20 MHz channels and the channel center frequency.

### Statistical Performance Check

1. One frequency will be chosen from the *Operating Channels* of the UUT within the 5250-5350 MHz or 5470-5725 MHz bands □
2. In case the UUT is a U-NII device operating as a *Client Device* (with or without Radar Detection), a U-NII device operating as a *Master Device* will be used to allow the UUT (Client device) to *Associate* with the *Master Device*. In case the UUT is a *Master Device*, a U-NII device operating as a *Client Device* will be used and it is assumed that the Client will *Associate* with the UUT (Master). In both cases for conducted tests, the *Radar Waveform* generator will be connected to the *Master Device*. For radiated tests, the emissions of the *Radar Waveform* generator will be directed towards the *Master Device*. If the *Master Device* has antenna gain, the main beam of the antenna will be directed toward the radar emitter. Vertical polarization is used for testing. □
3. Stream the channel loading test file from the *Master Device* to the Client Device on the test *Channel* for the entire period of the test. □
4. At time  $T_0$  the *Radar Waveform* generator sends the individual waveform for each of the Radar Types 1- 6 in **Tables 5-7**, at levels defined in **Table 3**, on the *Operating Channel*. An additional 1 dB is added to the radar test signal to ensure it is at or above the *DFS Detection Threshold*, accounting for equipment variations/errors. □
5. Observe the transmissions of the UUT at the end of the Burst on the Operating Channel for duration greater than 10 seconds for Radar Type 0 to ensure detection occurs.
6. Observe the transmissions of the UUT at the end of the Burst on the Operating Channel for duration greater than 22 seconds for Long Pulse Radar Type 5 to ensure detection occurs.

7. In case the UUT is a U-NII device operating as a Client Device with In-Service Monitoring, perform steps a) to f).

#### **Short Radar Pulses Test**

Once the performance requirements check is complete, statistical data will be gathered, to determine the ability of the device to detect the radar test waveforms (Short Pulse Radar Types 1-4) found in Table 5. The device can utilize a test mode to demonstrate when detection occurs to prevent the need to reset the device between trials. The percentage of successful detection is calculated by:

$$\frac{\text{TotalWaveformDetections}}{\text{TotalWaveformTrials}} \times 100 = \text{Probability of Detection Radar Waveform}$$

In addition an average minimum percentage of successful detection across all four Short pulse radar test waveforms is required and is calculated as follows:

$$\frac{P_d 1 + P_d 2 + P_d 3 + P_d 4}{4}$$

The minimum number of trails, minimum percentage of successful detection and the aggregate minimum percentage of successful detection are found in Table 5.

#### **Long Pulse Radar Test**

Statistical data will be gathered to determine the ability of the device to detect the Long Pulse Radar Type 5 found in Table 6. The device can utilize a test mode to demonstrate when detection occurs to prevent the need to reset the device between trials.

Three subsets of trials will be performed with a minimum of ten trials per subset. The subset of trials differ in where the Long Pulse Type 5 Signal is tuned in frequency:

- a) the Channel center frequency (Figure 18);
- b) tuned frequencies such that 90% of the Long Pulse Type 5 frequency modulation is within the low edge of the UUT Occupied Bandwidth (Figure 19); and
- c) tuned frequencies such that 90% of the Long Pulse Type 5 frequency modulation is within the high edge of the UUT Occupied Bandwidth (Figure 20).

For subset case 1: the center frequency of the signal generator will remain fixed at the center of the UUT Channel.

For subset case 2: to retain 90% frequency overlap between the radar signal and the UUT Occupied Bandwidth, the center frequency of the signal generator will vary for each of the ten trials in subset case 2. The center frequency of the signal generator for each trial is calculated by:  $FL + (0.4 * \text{Chirp Width [in MHz]})$

For subset case 3: to retain 90% frequency overlap between the radar signal and the UUT *Occupied Bandwidth*, the center frequency of the signal generator will vary for each of the ten trials in subset case 3. The center frequency of the signal generator for each trial is calculated by  $FH - (0.4 * \text{Chirp Width [in MHz]})$

#### **Frequency Hopping Radar Test**

Statistical data will be gathered to determine the ability of the device to detect the Frequency Hopping radar test signal (radar type 6) found in Table 7. The device can utilize a test mode to demonstrate when detection occurs to prevent the need to reset the device between trial runs.

The above is repeated for mesh mode and bridge mode if supported. The statistical data presented below represents the worst case performance results across all supported operating modes.

**Test Channels:**

Channel 5500MHz 20MHz BW data                    see page 64  
 Channel 5510MHz 40MHz BW data                see page 80  
 Channel 5530MHz 80MHz BW data                see page 106

**Channel 5500MHz, 20MHz BW, USA Bin 1A/1B Radar Statistical Performance**

Trial	Radar Frequency	Pulses	PW (uS)	PRI (uS)	1=Detection 0=No Detection	Detection Percentage	Limit
1	5492	78	1	678	1	100.0%	60.0%
2	5492	70	1	758	1		
3	5492	74	1	718	1		
4	5492	92	1	578	1		
5	5492	83	1	638	1		
6	5492	95	1	558	1		
7	5495	83	1	638	1		
8	5495	57	1	938	1		
9	5495	65	1	818	1		
10	5495	67	1	798	1		
11	5495	59	1	898	1		
12	5495	18	1	3066	1		
13	5500	89	1	598	1		
14	5500	63	1	838	1		
15	5500	86	1	618	1		
16	5500	29	1	1846	1		
17	5500	44	1	1222	1		
18	5500	82	1	645	1		
19	5505	48	1	1107	1		
20	5505	20	1	2724	1		
21	5505	28	1	1948	1		
22	5505	19	1	2867	1		
23	5505	49	1	1093	1		
24	5505	36	1	1487	1		
25	5508	18	1	3063	1		
26	5508	22	1	2444	1		
27	5508	18	1	2971	1		
28	5508	19	1	2857	1		
29	5508	19	1	2845	1		
30	5508	49	1	1096	1		



**Channel 5500MHz, 20MHz BW, USA Bin 2 Radar Statistical Performance**

Trial	Radar Frequency	Pulses	PW (uS)	PRI (uS)	1=Detection 0=No Detection	Detection Percentage	Limit
1	5492	24	2.7	229	1	83.3%	60.0%
2	5492	25	4.2	151	1		
3	5492	25	2.7	183	1		
4	5492	24	4	220	1		
5	5492	29	1.4	165	1		
6	5492	28	3	173	1		
7	5495	25	3.2	229	0		
8	5495	24	3	206	1		
9	5495	27	4	194	1		
10	5495	27	5	170	0		
11	5495	25	3.2	216	1		
12	5495	26	1.5	220	1		
13	5500	29	3.5	176	1		
14	5500	25	2.2	200	0		
15	5500	25	4.2	229	1		
16	5500	29	3.2	163	1		
17	5500	27	4	209	1		
18	5500	25	2.6	200	1		
19	5505	29	2.7	197	1		
20	5505	23	3.2	209	1		
21	5505	28	4.5	191	0		
22	5505	29	1.2	168	1		
23	5505	23	4.8	178	1		
24	5505	25	1	164	0		
25	5508	25	5	222	1		
26	5508	26	5	179	1		
27	5508	26	2	157	1		
28	5508	24	2.9	217	1		
29	5508	25	2.4	171	1		
30	5508	23	3.5	227	1		

**Channel 5500MHz, 20MHz BW, USA Bin 3 Radar Statistical Performance**

Trial	Radar Frequency	Pulses	PW (uS)	PRI (uS)	1=Detection 0=No Detection	Detection Percentage	Limit
1	5492	17	8.1	361	1	76.7%	60.0%
2	5492	16	9.6	396	1		
3	5492	18	9.3	269	1		
4	5492	17	8.8	333	0		
5	5492	18	9.2	301	1		
6	5492	16	6.8	263	1		
7	5495	16	8.4	451	1		
8	5495	17	8.1	299	1		
9	5495	18	8.3	336	0		
10	5495	17	9.1	205	1		
11	5495	16	9.3	484	1		
12	5495	16	8.2	458	1		
13	5500	17	9.1	276	0		
14	5500	18	9.7	401	0		
15	5500	17	7.3	451	1		
16	5500	17	8	241	1		
17	5500	18	6.3	312	1		
18	5500	18	7	235	1		
19	5505	16	7.1	233	1		
20	5505	17	6.6	208	0		
21	5505	16	6.5	361	1		
22	5505	18	6.4	212	1		
23	5505	17	7	318	1		
24	5505	17	8	313	1		
25	5508	16	6.3	228	1		
26	5508	16	8.6	353	1		
27	5508	17	7.2	255	0		
28	5508	18	8.3	301	1		
29	5508	18	7.2	303	1		
30	5508	16	6.3	213	0		

**Channel 5500MHz, 20MHz BW, USA Bin 4 Radar Statistical Performance**

Trial	Radar Frequency	Pulses	PW (uS)	PRI (uS)	1=Detection 0=No Detection	Detection Percentage	Limit
1	5492	14	12.7	217	1	90.0%	60.0%
2	5492	12	12.7	491	1		
3	5492	16	12.2	285	1		
4	5492	15	12.1	467	1		
5	5492	13	17.4	316	1		
6	5492	15	11.8	431	1		
7	5495	15	17.3	346	1		
8	5495	15	13.5	220	1		
9	5495	12	17.5	239	1		
10	5495	12	19	356	1		
11	5495	16	19.7	410	1		
12	5495	14	19.4	276	1		
13	5500	16	12.7	229	1		
14	5500	13	11.3	396	1		
15	5500	12	13.5	437	1		
16	5500	16	13.8	440	1		
17	5500	15	12.1	203	1		
18	5500	13	19.5	296	1		
19	5505	16	13.4	202	0		
20	5505	15	13.8	422	1		
21	5505	12	12.5	415	1		
22	5505	15	14.8	297	1		
23	5505	14	14.2	259	1		
24	5505	14	11.3	264	1		
25	5508	13	14	331	1		
26	5508	14	19.6	350	0		
27	5508	12	14.7	307	1		
28	5508	12	13.5	258	1		
29	5508	12	18.7	261	0		
30	5508	12	13.7	350	1		

In addition an average minimum percentage of successful detection across all four Short pulse radar test waveforms is required and is calculated as follows:

$$\frac{P_d 1 + P_d 2 + P_d 3 + P_d 4}{4} = (100.0\% + 83.3\% + 76.7\% + 90.0\%) / 4 = 87.5\% > 80\%$$



\*See the Bin5 Radar Characteristics at the end of this report.

**Channel 5500MHz, 20MHz BW, USA Bin 5 Radar Statistical Performance**

<b>Trial #</b>	<b>Name</b>	<b>1=Detection 0=No Detection</b>	<b>Detection Percentage</b>	<b>Limit</b>
1	USA Bin 5 Radar Test 1	1	96.7%	80.0%
2	USA Bin 5 Radar Test 2	1		
3	USA Bin 5 Radar Test 3	0		
4	USA Bin 5 Radar Test 4	1		
5	USA Bin 5 Radar Test 5	1		
6	USA Bin 5 Radar Test 6	1		
7	USA Bin 5 Radar Test 7	1		
8	USA Bin 5 Radar Test 8	1		
9	USA Bin 5 Radar Test 9	1		
10	USA Bin 5 Radar Test 10	1		
11	USA Bin 5 Radar Test 11	1		
12	USA Bin 5 Radar Test 12	1		
13	USA Bin 5 Radar Test 13	1		
14	USA Bin 5 Radar Test 14	1		
15	USA Bin 5 Radar Test 15	1		
16	USA Bin 5 Radar Test 16	1		
17	USA Bin 5 Radar Test 17	1		
18	USA Bin 5 Radar Test 18	1		
19	USA Bin 5 Radar Test 19	1		
20	USA Bin 5 Radar Test 20	1		
21	USA Bin 5 Radar Test 21	1		
22	USA Bin 5 Radar Test 22	1		
23	USA Bin 5 Radar Test 23	1		
24	USA Bin 5 Radar Test 24	1		
25	USA Bin 5 Radar Test 25	1		
26	USA Bin 5 Radar Test 26	1		
27	USA Bin 5 Radar Test 27	1		
28	USA Bin 5 Radar Test 28	1		
29	USA Bin 5 Radar Test 29	1		
30	USA Bin 5 Radar Test 30	1		



USA Bin 5 Trial #1							
Burst #	Pulses	Frequency (MHz)	Chirp (MHz)	PW (uS)	Inter-pulse spacing (uS)	Inter-pulse spacing (uS)	Pulse Start (S)
1	1	5494.2	8	70			0.579352
2	3	5494.2	8	90	1132	1334	1.495189
3	1	5494.2	8	95			1.699081
4	1	5494.2	8	90			2.683735
5	1	5494.2	8	50			3.240161
6	3	5494.2	8	80	1252	1366	4.212843
7	3	5494.2	8	85	1597	1800	5.274332
8	1	5494.2	8	55			5.759644
9	2	5494.2	8	65	1181		6.826074
10	2	5494.2	8	50	1558		7.428079
11	3	5494.2	8	80	1494	1564	8.670934
12	3	5494.2	8	90	1466	1804	9.520661
13	2	5494.2	8	80	1695		9.626996
14	2	5494.2	8	55	1796		10.410019
15	1	5494.2	8	90			11.732369
USA Bin 5 Trial #2							
Burst #	Pulses	Frequency (MHz)	Chirp (MHz)	PW (uS)	Inter-pulse spacing (uS)	Inter-pulse spacing (uS)	Pulse Start (S)
1	2	5494.6	9	50	1633		0.277628
2	3	5494.6	9	65	1348	1349	2.614153
3	1	5494.6	9	70			3.924361
4	1	5494.6	9	100			4.087204
5	1	5494.6	9	80			6.370107
6	1	5494.6	9	50			6.872785
7	1	5494.6	9	85			8.211405
8	3	5494.6	9	95	1785	1636	10.30442
9	1	5494.6	9	65			10.768488
USA Bin 5 Trial #3							
Burst #	Pulses	Frequency (MHz)	Chirp (MHz)	PW (uS)	Inter-pulse spacing (uS)	Inter-pulse spacing (uS)	Pulse Start (S)
1	3	5499	20	70	1038	1615	0.287759
2	1	5499	20	90			1.094091
3	1	5499	20	70			2.152005
4	2	5499	20	50	1591		3.573737
5	2	5499	20	85	1231		4.119836
6	3	5499	20	65	1455	1755	4.749031
7	2	5499	20	85	1361		6.319537
8	1	5499	20	50			6.717054
9	1	5499	20	55			7.543239
10	3	5499	20	55	1803	1212	8.476288
11	3	5499	20	90	1922	1119	10.084159
12	1	5499	20	55			10.464848
13	2	5499	20	80	1783		11.779113
USA Bin 5 Trial #4							
Burst #	Pulses	Frequency (MHz)	Chirp (MHz)	PW (uS)	Inter-pulse spacing (uS)	Inter-pulse spacing (uS)	Pulse Start (S)
1	2	5493.4	6	50	1894		0.112865
2	2	5493.4	6	95	1522		1.069078
3	3	5493.4	6	55	1023	1484	1.802329
4	2	5493.4	6	55	1278		2.54717
5	3	5493.4	6	60	1113	1609	3.327099
6	2	5493.4	6	90	1286		3.564561
7	2	5493.4	6	100	1385		4.236539
8	2	5493.4	6	50	1408		5.312022
9	3	5493.4	6	100	1018	1103	5.796458
10	1	5493.4	6	90			6.210182
11	3	5493.4	6	65	1763	1424	7.223522
12	1	5493.4	6	100			7.719882
13	3	5493.4	6	100	1154	1117	8.382272
14	3	5493.4	6	50	1328	1809	8.700107
15	2	5493.4	6	85	1822		9.420846
16	1	5493.4	6	70			10.218202
17	2	5493.4	6	80	1904		10.871581
18	2	5493.4	6	50	1967		11.633779
USA Bin 5 Trial #5							
Burst #	Pulses	Frequency (MHz)	Chirp (MHz)	PW (uS)	Inter-pulse spacing (uS)	Inter-pulse spacing (uS)	Pulse Start (S)
1	2	5494.2	8	85	1103		0.892663
2	3	5494.2	8	60	1666	1262	1.932206
3	3	5494.2	8	50	1731	1557	2.848389
4	1	5494.2	8	95			4.921187
5	3	5494.2	8	55	1148	1424	5.586419
6	1	5494.2	8	65			7.628261
7	1	5494.2	8	70			8.015102
8	3	5494.2	8	75	1651	1716	10.375078



9	1	5494.2	8	50			11.018425
USA Bin 5	Trial #6						
Burst #	Pulses	Frequency (MHz)	Chirp (MHz)	PW (uS)	Inter-pulse spacing (uS)	Inter-pulse spacing (uS)	Pulse Start (S)
1	1	5497.4	16	50			0.223806
2	3	5497.4	16	80	1938	1373	0.830779
3	2	5497.4	16	95	1331		1.841448
4	3	5497.4	16	100	1812	1675	2.095894
5	2	5497.4	16	100	1856		2.583977
6	3	5497.4	16	70	1397	1047	3.287283
7	1	5497.4	16	50			4.38466
8	2	5497.4	16	80	1177		5.040394
9	3	5497.4	16	50	1814	1905	5.641722
10	3	5497.4	16	100	1618	1945	6.051801
11	3	5497.4	16	80	1256	1785	6.87824
12	2	5497.4	16	50	1544		7.150019
13	2	5497.4	16	55	1374		8.15284
14	1	5497.4	16	95			8.679412
15	1	5497.4	16	90			9.396678
16	2	5497.4	16	70	1904		10.010903
17	3	5497.4	16	80	1271	1233	10.413761
18	2	5497.4	16	50	1228		10.898405
19	2	5497.4	16	65	1393		11.556267
USA Bin 5	Trial #7						
Burst #	Pulses	Frequency (MHz)	Chirp (MHz)	PW (uS)	Inter-pulse spacing (uS)	Inter-pulse spacing (uS)	Pulse Start (S)
1	1	5497	15	60			0.203464
2	1	5497	15	85			1.649097
3	3	5497	15	85	1228	1745	2.434373
4	2	5497	15	100	1100		4.005055
5	1	5497	15	100			5.099207
6	3	5497	15	50	1173	1438	6.289677
7	1	5497	15	60			6.573241
8	2	5497	15	60	1758		7.870682
9	2	5497	15	95	1864		8.789138
10	3	5497	15	75	1628	1146	10.755833
11	3	5497	15	90	1441	1758	11.097175
USA Bin 5	Trial #8						
Burst #	Pulses	Frequency (MHz)	Chirp (MHz)	PW (uS)	Inter-pulse spacing (uS)	Inter-pulse spacing (uS)	Pulse Start (S)
1	2	5498.2	18	55	1931		1.008324
2	2	5498.2	18	90	1495		2.433218
3	1	5498.2	18	55			4.187509
4	1	5498.2	18	100			5.545071
5	1	5498.2	18	90			7.225967
6	3	5498.2	18	75	1576	1995	8.948038
7	2	5498.2	18	95	1613		9.080419
8	1	5498.2	18	90			11.474944
USA Bin 5	Trial #9						
Burst #	Pulses	Frequency (MHz)	Chirp (MHz)	PW (uS)	Inter-pulse spacing (uS)	Inter-pulse spacing (uS)	Pulse Start (S)
1	2	5493	5	80	1280		0.965127
2	2	5493	5	55	1646		1.222015
3	3	5493	5	85	1183	1394	3.075087
4	3	5493	5	90	1440	1190	4.204538
5	3	5493	5	100	1281	1767	5.346789
6	3	5493	5	60	1450	1131	6.260432
7	1	5493	5	95			7.261203
8	3	5493	5	75	1319	1866	8.221788
9	2	5493	5	65	1005		9.35833
10	1	5493	5	75			10.21503
11	2	5493	5	75	1837		11.738656
USA Bin 5	Trial #10						
Burst #	Pulses	Frequency (MHz)	Chirp (MHz)	PW (uS)	Inter-pulse spacing (uS)	Inter-pulse spacing (uS)	Pulse Start (S)
1	2	5496.2	13	95	1671		0.555809
2	2	5496.2	13	100	1630		0.826321
3	3	5496.2	13	60	1995	1447	1.821342
4	2	5496.2	13	70	1172		2.984124
5	2	5496.2	13	100	1047		3.88155
6	3	5496.2	13	100	1542	1352	4.192243
7	2	5496.2	13	90	1569		5.459305
8	3	5496.2	13	75	1856	1956	6.385587
9	1	5496.2	13	80			6.553393
10	2	5496.2	13	100	1010		7.776533
11	2	5496.2	13	80	1421		8.360966
12	3	5496.2	13	50	1643	1680	9.337786
13	3	5496.2	13	90	1948	1418	10.190619
14	3	5496.2	13	70	1138	1959	11.069984



USA Bin 5	Trial #	Frequency (MHz)	Chirp (MHz)	PW (uS)	Inter-pulse spacing (uS)	Inter-pulse spacing (uS)	Pulse Start (S)
15	3	5496.2	13	95	1665	1793	11.303143
<b>USA Bin 5 Trial #11</b>							
Burst #	Pulses	Frequency (MHz)	Chirp (MHz)	PW (uS)	Inter-pulse spacing (uS)	Inter-pulse spacing (uS)	Pulse Start (S)
1	3	5500	7	75	1337	1710	0.384418
2	3	5500	7	75	1100	1178	1.353504
3	2	5500	7	75	1726		2.409818
4	3	5500	7	100	1208	1232	4.680522
5	3	5500	7	55	1877	1692	5.856017
6	2	5500	7	90	1314		6.048587
7	2	5500	7	60	1737		7.955503
8	1	5500	7	85			8.982738
9	1	5500	7	100			9.904228
10	3	5500	7	50	1381	1978	11.964561
<b>USA Bin 5 Trial #12</b>							
Burst #	Pulses	Frequency (MHz)	Chirp (MHz)	PW (uS)	Inter-pulse spacing (uS)	Inter-pulse spacing (uS)	Pulse Start (S)
1	3	5500	5	55	1269	1249	0.346743
2	3	5500	5	60	1362	1679	1.218307
3	1	5500	5	80			1.813585
4	3	5500	5	95	1631	1719	2.268157
5	2	5500	5	85	1919		3.023239
6	1	5500	5	85			3.278446
7	2	5500	5	90	1190		4.13526
8	3	5500	5	100	1507	1928	4.910165
9	1	5500	5	50			5.327673
10	2	5500	5	75	1902		6.239467
11	1	5500	5	90			6.435591
12	3	5500	5	85	1288	1770	7.00405
13	3	5500	5	65	1964	1206	8.020974
14	1	5500	5	90			8.773359
15	3	5500	5	70	1908	1943	9.324993
16	3	5500	5	100	1553	1858	9.575432
17	2	5500	5	60	1136		10.145487
18	1	5500	5	85			10.80693
19	1	5500	5	75			11.688424
<b>USA Bin 5 Trial #13</b>							
Burst #	Pulses	Frequency (MHz)	Chirp (MHz)	PW (uS)	Inter-pulse spacing (uS)	Inter-pulse spacing (uS)	Pulse Start (S)
1	1	5500	11	80			0.032815
2	2	5500	11	85	1520		0.666134
3	2	5500	11	70	1999		1.616675
4	2	5500	11	50	1303		1.946229
5	3	5500	11	65	1877	1178	2.925815
6	1	5500	11	55			3.544943
7	2	5500	11	70	1455		4.087384
8	3	5500	11	75	1083	1286	4.537093
9	2	5500	11	70	1745		4.955024
10	2	5500	11	100	1325		5.994199
11	2	5500	11	55	1536		6.407062
12	1	5500	11	60			6.668018
13	2	5500	11	100	1262		7.600563
14	3	5500	11	50	1708	1763	8.218728
15	1	5500	11	60			8.969161
16	3	5500	11	85	1143	1618	9.180871
17	3	5500	11	80	1921	1219	10.051495
18	3	5500	11	50	1735	1552	10.332564
19	2	5500	11	70	1116		11.150023
20	1	5500	11	65			11.753454
<b>USA Bin 5 Trial #14</b>							
Burst #	Pulses	Frequency (MHz)	Chirp (MHz)	PW (uS)	Inter-pulse spacing (uS)	Inter-pulse spacing (uS)	Pulse Start (S)
1	1	5500	10	85			0.586404
2	1	5500	10	70			0.870351
3	1	5500	10	95			2.25091
4	1	5500	10	50			2.449069
5	1	5500	10	90			3.557623
6	1	5500	10	95			4.014455
7	1	5500	10	60			5.553359
8	3	5500	10	95	1964	1457	6.182871
9	1	5500	10	60			6.631322
10	3	5500	10	55	1780	1152	7.45475
11	3	5500	10	85	1775	1493	8.01916
12	1	5500	10	70			9.115434
13	2	5500	10	50	1842		10.335594
14	1	5500	10	80			10.806778
15	2	5500	10	100	1376		11.359673
<b>USA Bin 5 Trial #15</b>							



Burst #	Pulses	Frequency (MHz)	Chirp (MHz)	PW (uS)	Inter-pulse spacing (uS)	Inter-pulse spacing (uS)	Pulse Start (S)
1	3	5500	10	50	1341		0.171419
2	2	5500	10	65	1969	1802	1.170391
3	1	5500	10	95			2.137175
4	2	5500	10	80	1241		2.949793
5	2	5500	10	85	1316		3.482073
6	1	5500	10	55			4.223964
7	1	5500	10	65			4.945441
8	2	5500	10	90	1017		5.434484
9	1	5500	10	100			6.393893
10	1	5500	10	50			7.490883
11	2	5500	10	100	1629		7.901976
12	3	5500	10	50	1891	1992	8.312719
13	3	5500	10	90	1356	1286	9.631315
14	1	5500	10	65			9.764164
15	2	5500	10	100	1933		10.551551
16	3	5500	10	85	1739	1579	11.630648

USA Bin 5 Trial #16

Burst #	Pulses	Frequency (MHz)	Chirp (MHz)	PW (uS)	Inter-pulse spacing (uS)	Inter-pulse spacing (uS)	Pulse Start (S)
1	1	5500	14	90			0.783587
2	1	5500	14	85			1.812602
3	1	5500	14	50			2.685348
4	1	5500	14	55			3.734143
5	3	5500	14	60	1307	1785	5.360212
6	2	5500	14	95	1741		6.447301
7	1	5500	14	60			7.065116
8	2	5500	14	50	1158		8.360755
9	3	5500	14	55	1829	1222	9.580372
10	1	5500	14	90			9.883985
11	2	5500	14	70	1879		11.642686

USA Bin 5 Trial #17

Burst #	Pulses	Frequency (MHz)	Chirp (MHz)	PW (uS)	Inter-pulse spacing (uS)	Inter-pulse spacing (uS)	Pulse Start (S)
1	1	5500	12	50			0.271629
2	2	5500	12	60	1150		0.778761
3	3	5500	12	60	1450	1091	1.91157
4	3	5500	12	75	1756	1087	2.380395
5	2	5500	12	85	1981		3.106952
6	1	5500	12	50			3.830505
7	1	5500	12	85			4.562207
8	2	5500	12	65	1882		5.224132
9	3	5500	12	50	1138	1818	5.688781
10	3	5500	12	50	1141	1222	6.005985
11	2	5500	12	50	1396		7.271815
12	2	5500	12	70	1891		7.596286
13	1	5500	12	100			8.078086
14	1	5500	12	90			9.227449
15	3	5500	12	95	1437	1273	9.68433
16	1	5500	12	50			10.477945
17	3	5500	12	100	1137	1919	10.929562
18	3	5500	12	80	1634	1075	11.704955

USA Bin 5 Trial #18

Burst #	Pulses	Frequency (MHz)	Chirp (MHz)	PW (uS)	Inter-pulse spacing (uS)	Inter-pulse spacing (uS)	Pulse Start (S)
1	3	5500	18	75	1415	1115	0.573362
2	3	5500	18	55	1106	1652	1.005213
3	1	5500	18	65			1.99761
4	3	5500	18	75	1784	1564	2.276641
5	1	5500	18	50			3.5872
6	2	5500	18	75	1092		4.438568
7	2	5500	18	100	1726		4.721396
8	1	5500	18	50			5.849812
9	1	5500	18	85			6.423062
10	1	5500	18	95			6.750829
11	1	5500	18	55			7.931189
12	1	5500	18	85			8.3715
13	2	5500	18	85	1179		9.722565
14	2	5500	18	55	1107		9.910827
15	2	5500	18	60	1218		11.02558
16	3	5500	18	55	1806	1523	11.81206

USA Bin 5 Trial #19

Burst #	Pulses	Frequency (MHz)	Chirp (MHz)	PW (uS)	Inter-pulse spacing (uS)	Inter-pulse spacing (uS)	Pulse Start (S)
1	1	5500	17	100			0.135857
2	2	5500	17	60	1788		1.720287
3	2	5500	17	100	1943		2.6244
4	1	5500	17	70			3.645891





5	3	5500	17	100	1212	1319	4.415071
6	1	5500	17	50			4.625224
7	2	5500	17	95	1264		5.781755
8	2	5500	17	60	1897		7.340845
9	2	5500	17	50	1812		7.86051
10	2	5500	17	80	1285		8.848903
11	3	5500	17	50	1240	1648	9.507675
12	3	5500	17	50	1850	1487	10.189388
13	2	5500	17	75	1936		11.418781
USA Bin 5 Trial #20							
Burst #	Pulses	Frequency (MHz)	Chirp (MHz)	PW (uS)	Inter-pulse spacing (uS)	Inter-pulse spacing (uS)	Pulse Start (S)
1	2	5500	16	60	1795		0.150567
2	3	5500	16	65	1688	1401	1.446826
3	3	5500	16	85	1907	1405	1.643021
4	1	5500	16	75			2.828906
5	2	5500	16	50	1992		3.753588
6	1	5500	16	95			4.721578
7	1	5500	16	65			5.07362
8	2	5500	16	80	1480		6.245934
9	2	5500	16	65	1516		7.034656
10	3	5500	16	95	1772	1359	7.801897
11	1	5500	16	85			8.561208
12	1	5500	16	55			9.353276
13	2	5500	16	60	1422		10.207085
14	1	5500	16	50			10.86277
15	3	5500	16	100	1889	1720	11.563241
USA Bin 5 Trial #21							
Burst #	Pulses	Frequency (MHz)	Chirp (MHz)	PW (uS)	Inter-pulse spacing (uS)	Inter-pulse spacing (uS)	Pulse Start (S)
1	1	5502.2	17	70			0.093334
2	3	5502.2	17	95	1956	1355	1.807417
3	2	5502.2	17	90	1486		2.34458
4	1	5502.2	17	55			3.474655
5	3	5502.2	17	100	1772	1933	3.986907
6	3	5502.2	17	85	1318	1700	4.707138
7	2	5502.2	17	70	1631		5.981725
8	1	5502.2	17	55			6.520405
9	1	5502.2	17	70			7.792613
10	1	5502.2	17	75			8.68928
11	3	5502.2	17	95	1384	1467	9.459435
12	2	5502.2	17	50	1113		10.96498
13	3	5502.2	17	100	1680	1634	11.577138
USA Bin 5 Trial #22							
Burst #	Pulses	Frequency (MHz)	Chirp (MHz)	PW (uS)	Inter-pulse spacing (uS)	Inter-pulse spacing (uS)	Pulse Start (S)
1	3	5501.4	19	85	1136	1478	0.108482
2	2	5501.4	19	95	1643		1.347972
3	3	5501.4	19	80	1856	1454	2.28119
4	3	5501.4	19	90	1517	1765	2.7796
5	2	5501.4	19	75	1411		3.514214
6	3	5501.4	19	80	1573	1660	4.13021
7	2	5501.4	19	85	1571		5.017295
8	1	5501.4	19	50			6.133521
9	1	5501.4	19	90			7.107736
10	2	5501.4	19	95	1084		7.785605
11	3	5501.4	19	80	1067	1746	8.665676
12	3	5501.4	19	80	1386	1318	8.9413
13	1	5501.4	19	85			9.629404
14	1	5501.4	19	95			10.902826
15	2	5501.4	19	70	1839		11.486861
USA Bin 5 Trial #23							
Burst #	Pulses	Frequency (MHz)	Chirp (MHz)	PW (uS)	Inter-pulse spacing (uS)	Inter-pulse spacing (uS)	Pulse Start (S)
1	3	5504.6	11	85	1078	1328	0.630659
2	2	5504.6	11	95	1042		1.8599
3	2	5504.6	11	70	1241		3.198448
4	3	5504.6	11	60	1553	1501	5.683005
5	2	5504.6	11	65	1931		6.775749
6	1	5504.6	11	75			8.34126
7	2	5504.6	11	50	1568		10.035659
8	3	5504.6	11	95	1427	1581	11.947986
USA Bin 5 Trial #24							
Burst #	Pulses	Frequency (MHz)	Chirp (MHz)	PW (uS)	Inter-pulse spacing (uS)	Inter-pulse spacing (uS)	Pulse Start (S)
1	2	5502.2	17	75	1024		0.084935
2	1	5502.2	17	80			1.441869
3	1	5502.2	17	75			3.994597
4	3	5502.2	17	60	1486	1944	4.437907



5	1	5502.2	17	80			6.17325
6	3	5502.2	17	85	1984	1461	7.515821
7	3	5502.2	17	80	1538	1164	8.009754
8	1	5502.2	17	70			9.572146
9	3	5502.2	17	70	1743	1141	11.550126
USA Bin 5 Trial #25							
Burst #	Pulses	Frequency (MHz)	Chirp (MHz)	PW (uS)	Inter-pulse spacing (uS)	Inter-pulse spacing (uS)	Pulse Start (S)
1	1	5506.6	6	55			0.093979
2	1	5506.6	6	60			2.970122
3	1	5506.6	6	85			4.233973
4	1	5506.6	6	85			5.469447
5	3	5506.6	6	50	1020	1568	6.856575
6	3	5506.6	6	100	1191	1819	8.992854
7	2	5506.6	6	70	1163		10.376973
8	1	5506.6	6	95			10.565846
USA Bin 5 Trial #26							
Burst #	Pulses	Frequency (MHz)	Chirp (MHz)	PW (uS)	Inter-pulse spacing (uS)	Inter-pulse spacing (uS)	Pulse Start (S)
1	1	5504.6	11	100			0.788283
2	1	5504.6	11	80			0.859699
3	1	5504.6	11	65			1.741247
4	3	5504.6	11	50	1097	1427	2.942956
5	1	5504.6	11	50			4.237646
6	1	5504.6	11	80			4.307215
7	2	5504.6	11	50	1099		5.96706
8	2	5504.6	11	90	1648		6.122329
9	3	5504.6	11	75	1547	1613	6.898174
10	3	5504.6	11	55	1780	1785	8.137423
11	2	5504.6	11	100	1751		9.112804
12	1	5504.6	11	75			9.559
13	2	5504.6	11	95	1679		10.684749
14	3	5504.6	11	75	1806	1252	11.781641
USA Bin 5 Trial #27							
Burst #	Pulses	Frequency (MHz)	Chirp (MHz)	PW (uS)	Inter-pulse spacing (uS)	Inter-pulse spacing (uS)	Pulse Start (S)
1	3	5502.6	16	70	1409	1329	0.192231
2	3	5502.6	16	95	1634	1147	0.897027
3	1	5502.6	16	80			1.542632
4	2	5502.6	16	70	1353		2.147041
5	3	5502.6	16	80	1556	1864	2.739068
6	3	5502.6	16	75	1188	1535	3.386309
7	1	5502.6	16	85			4.008704
8	3	5502.6	16	75	1078	1437	4.85128
9	2	5502.6	16	60	1268		5.269418
10	2	5502.6	16	55	1177		5.781753
11	1	5502.6	16	70			6.716513
12	3	5502.6	16	70	1830	1761	7.487215
13	3	5502.6	16	70	1486	1896	7.876448
14	2	5502.6	16	55	1803		8.760719
15	3	5502.6	16	70	1058	1634	9.439732
16	1	5502.6	16	95			9.781123
17	2	5502.6	16	80	1095		10.55716
18	1	5502.6	16	75			10.925539
19	3	5502.6	16	60	1355	1225	11.771117
USA Bin 5 Trial #28							
Burst #	Pulses	Frequency (MHz)	Chirp (MHz)	PW (uS)	Inter-pulse spacing (uS)	Inter-pulse spacing (uS)	Pulse Start (S)
1	2	5501	20	55	1479		0.660335
2	2	5501	20	75	1872		2.046083
3	3	5501	20	65	1676	1170	4.102868
4	2	5501	20	85	1193		5.806135
5	3	5501	20	75	1023	1723	6.684158
6	3	5501	20	65	1999	1863	7.99088
7	2	5501	20	90	1321		10.405653
8	3	5501	20	80	1422	1507	10.949428
USA Bin 5 Trial #29							
Burst #	Pulses	Frequency (MHz)	Chirp (MHz)	PW (uS)	Inter-pulse spacing (uS)	Inter-pulse spacing (uS)	Pulse Start (S)
1	1	5501.4	19	60			1.160669
2	3	5501.4	19	70	1820	1610	1.51978
3	1	5501.4	19	80			3.587236
4	2	5501.4	19	70	1634		5.858598
5	2	5501.4	19	100	1581		6.765533
6	2	5501.4	19	70	1676		7.549223
7	1	5501.4	19	85			9.844775
8	2	5501.4	19	100	1406		11.049166
USA Bin 5 Trial #30							



Burst #	Pulses	Frequency (MHz)	Chirp (MHz)	PW (uS)	Inter-pulse spacing (uS)	Inter-pulse spacing (uS)	Pulse Start (S)
1	1	5503.8	13	80			0.74518
2	3	5503.8	13	55	1130	1342	1.042056
3	1	5503.8	13	95			1.914715
4	2	5503.8	13	65	1242		3.358787
5	1	5503.8	13	55			3.932129
6	3	5503.8	13	50	1690	1567	5.041759
7	2	5503.8	13	100	1253		5.800412
8	1	5503.8	13	60			6.119588
9	3	5503.8	13	55	1377	1299	7.481655
10	2	5503.8	13	90	1127		8.52987
11	1	5503.8	13	65			8.625289
12	3	5503.8	13	100	1822	1994	9.656595
13	1	5503.8	13	70			10.824566
14	2	5503.8	13	75	1097		11.338179

\*See the Bin6 Radar Characteristics at the end of this report.

**Channel 5500MHz, 20MHz BW, USA Frequency Hopping Radar Statistical Performance**

<b>Trial #</b>	<b>Name</b>	<b>1=Detection 0=No Detection</b>	<b>Detection Percentage</b>	<b>Limit</b>
1	USA Bin 6 Radar Test 1	1	96.7%	70.0%
2	USA Bin 6 Radar Test 2	1		
3	USA Bin 6 Radar Test 3	1		
4	USA Bin 6 Radar Test 4	1		
5	USA Bin 6 Radar Test 5	1		
6	USA Bin 6 Radar Test 6	0		
7	USA Bin 6 Radar Test 7	1		
8	USA Bin 6 Radar Test 8	1		
9	USA Bin 6 Radar Test 9	1		
10	USA Bin 6 Radar Test 10	1		
11	USA Bin 6 Radar Test 11	1		
12	USA Bin 6 Radar Test 12	1		
13	USA Bin 6 Radar Test 13	1		
14	USA Bin 6 Radar Test 14	1		
15	USA Bin 6 Radar Test 15	1		
16	USA Bin 6 Radar Test 16	1		
17	USA Bin 6 Radar Test 17	1		
18	USA Bin 6 Radar Test 18	1		
19	USA Bin 6 Radar Test 19	1		
20	USA Bin 6 Radar Test 20	1		
21	USA Bin 6 Radar Test 21	1		
22	USA Bin 6 Radar Test 22	1		
23	USA Bin 6 Radar Test 23	1		
24	USA Bin 6 Radar Test 24	1		
25	USA Bin 6 Radar Test 25	1		
26	USA Bin 6 Radar Test 26	1		
27	USA Bin 6 Radar Test 27	1		
28	USA Bin 6 Radar Test 28	1		
29	USA Bin 6 Radar Test 29	1		
30	USA Bin 6 Radar Test 30	1		



## USA Frequency Hopping Trial #1

Hop #	Freq (GHz)	Pulse Start (mS)
36	5503	108
44	5494	132
69	5501	207
86	5491	258

## USA Frequency Hopping Trial #2

Hop #	Freq (GHz)	Pulse Start (mS)
20	5504	60
24	5508	72
59	5501	177

## USA Frequency Hopping Trial #3

Hop #	Freq (GHz)	Pulse Start (mS)
21	5499	63
39	5491	117
50	5494	150
82	5501	246
88	5507	264

## USA Frequency Hopping Trial #4

Hop #	Freq (GHz)	Pulse Start (mS)
54	5500	162
78	5507	234
87	5502	261

## USA Frequency Hopping Trial #5

Hop #	Freq (GHz)	Pulse Start (mS)
10	5505	30
28	5503	84
34	5502	102
69	5494	207
78	5501	234

## USA Frequency Hopping Trial #6

Hop #	Freq (GHz)	Pulse Start (mS)
96	5493	288
98	5505	294

## USA Frequency Hopping Trial #7

Hop #	Freq (GHz)	Pulse Start (mS)
10	5492	30
23	5505	69
25	5504	75
92	5503	276

## USA Frequency Hopping Trial #8

Hop #	Freq (GHz)	Pulse Start (mS)
12	5495	36
36	5505	108
39	5496	117
66	5499	198
74	5508	222
98	5500	294

## USA Frequency Hopping Trial #9

Hop #	Freq (GHz)	Pulse Start (mS)
24	5497	72
29	5509	87

## USA Frequency Hopping Trial #10

Hop #	Freq (GHz)	Pulse Start (mS)
18	5494	54
22	5506	66

## USA Frequency Hopping Trial #11

Hop #	Freq (GHz)	Pulse Start (mS)
4	5502	12
19	5499	57
22	5492	66
26	5496	78
36	5509	108
75	5495	225

## USA Frequency Hopping Trial #12

Hop #	Freq (GHz)	Pulse Start (mS)
9	5509	27
15	5495	45



33	5499	99
USA Frequency Hopping Trial #13		
Hop #	Freq (GHz)	Pulse Start (mS)
32	5498	96
33	5492	99
36	5500	108
47	5497	141
USA Frequency Hopping Trial #14		
Hop #	Freq (GHz)	Pulse Start (mS)
23	5495	69
43	5508	129
45	5500	135
83	5509	249
86	5494	258
USA Frequency Hopping Trial #15		
Hop #	Freq (GHz)	Pulse Start (mS)
27	5494	81
43	5508	129
55	5505	165
88	5498	264
98	5507	294
USA Frequency Hopping Trial #16		
Hop #	Freq (GHz)	Pulse Start (mS)
10	5499	30
54	5494	162
64	5506	192
66	5502	198
84	5492	252
USA Frequency Hopping Trial #17		
Hop #	Freq (GHz)	Pulse Start (mS)
46	5505	138
51	5500	153
96	5501	288
USA Frequency Hopping Trial #18		
Hop #	Freq (GHz)	Pulse Start (mS)
12	5507	36
13	5506	39
26	5495	78
28	5498	84
70	5501	210
USA Frequency Hopping Trial #19		
Hop #	Freq (GHz)	Pulse Start (mS)
38	5509	114
49	5501	147
USA Frequency Hopping Trial #20		
Hop #	Freq (GHz)	Pulse Start (mS)
3	5492	9
39	5494	117
56	5503	168
64	5504	192
68	5507	204
USA Frequency Hopping Trial #21		
Hop #	Freq (GHz)	Pulse Start (mS)
27	5499	81
67	5501	201
83	5504	249
USA Frequency Hopping Trial #22		
Hop #	Freq (GHz)	Pulse Start (mS)
30	5495	90
48	5492	144
52	5498	156
65	5493	195
84	5494	252
USA Frequency Hopping Trial #23		
Hop #	Freq (GHz)	Pulse Start (mS)
35	5508	105
45	5502	135
52	5509	156
66	5494	198



80	5500	240
85	5495	255
97	5496	291
USA Frequency Hopping Trial #24		
Hop #	Freq (GHz)	Pulse Start (mS)
19	5502	57
60	5494	180
USA Frequency Hopping Trial #25		
Hop #	Freq (GHz)	Pulse Start (mS)
30	5504	90
USA Frequency Hopping Trial #26		
Hop #	Freq (GHz)	Pulse Start (mS)
18	5506	54
50	5507	150
53	5504	159
81	5500	243
USA Frequency Hopping Trial #27		
Hop #	Freq (GHz)	Pulse Start (mS)
61	5496	183
77	5501	231
80	5502	240
89	5507	267
USA Frequency Hopping Trial #28		
Hop #	Freq (GHz)	Pulse Start (mS)
6	5492	18
64	5497	192
67	5498	201
68	5509	204
85	5501	255
USA Frequency Hopping Trial #29		
Hop #	Freq (GHz)	Pulse Start (mS)
14	5497	42
35	5504	105
51	5506	153
82	5502	246
USA Frequency Hopping Trial #30		
Hop #	Freq (GHz)	Pulse Start (mS)
10	5491	30
36	5502	108
41	5504	123

**Channel 5510MHz, 40MHz BW, USA Bin 1A/1B Radar Statistical Performance**

Trial	Radar Frequency	Pulses	PW (uS)	PRI (uS)	1=Detection 0=No Detection	Detection Percentage	Limit
1	5492	76	1	698	1	100.0%	60.0%
2	5492	102	1	518	1		
3	5492	59	1	898	1		
4	5492	63	1	838	1		
5	5492	63	1	838	1		
6	5492	70	1	758	1		
7	5500	59	1	898	1		
8	5500	83	1	638	1		
9	5500	61	1	878	1		
10	5500	81	1	658	1		
11	5500	58	1	918	1		
12	5500	62	1	858	1		
13	5510	102	1	518	1		
14	5510	57	1	938	1		
15	5510	92	1	578	1		
16	5510	28	1	1885	1		
17	5510	29	1	1830	1		
18	5510	29	1	1862	1		
19	5520	23	1	2339	1		
20	5520	26	1	2062	1		
21	5520	41	1	1299	1		
22	5520	25	1	2130	1		
23	5520	49	1	1083	1		
24	5520	26	1	2035	1		
25	5528	34	1	1582	1		
26	5528	51	1	1043	1		
27	5528	45	1	1182	1		
28	5528	18	1	3028	1		
29	5528	20	1	2673	1		
30	5528	72	1	737	1		



**Channel 5510MHz, 40MHz BW, USA Bin 2 Radar Statistical Performance**

Trial	Radar Frequency	Pulses	PW (uS)	PRI (uS)	1=Detection 0=No Detection	Detection Percentage	Limit
1	5492	23	1.4	222	1	80.0%	60.0%
2	5492	23	1.3	164	1		
3	5492	27	4.4	152	0		
4	5492	25	2.5	188	1		
5	5492	23	3.7	159	0		
6	5492	25	1.1	183	1		
7	5500	23	2.9	190	1		
8	5500	25	1.8	192	1		
9	5500	29	1.7	187	1		
10	5500	24	4.9	171	0		
11	5500	26	4.8	159	1		
12	5500	29	2.8	167	1		
13	5510	28	3.5	216	1		
14	5510	29	1.4	205	1		
15	5510	25	2.7	154	1		
16	5510	28	4.8	153	1		
17	5510	25	1.3	225	1		
18	5510	24	1.4	164	1		
19	5520	28	3	187	1		
20	5520	25	3.3	166	1		
21	5520	23	3	186	1		
22	5520	23	2.4	156	0		
23	5520	28	3.9	216	1		
24	5520	27	3.4	229	0		
25	5528	25	2	204	0		
26	5528	23	1.6	188	1		
27	5528	29	4.8	195	1		
28	5528	27	4.9	226	1		
29	5528	23	1.8	155	1		
30	5528	25	3.5	195	1		

**Channel 5510MHz, 40MHz BW, USA Bin 3 Radar Statistical Performance**

Trial	Radar Frequency	Pulses	PW (uS)	PRI (uS)	1=Detection 0=No Detection	Detection Percentage	Limit
1	5492	17	6.7	394	1	76.7%	60.0%
2	5492	17	6.5	326	1		
3	5492	18	8	474	0		
4	5492	18	7.9	400	1		
5	5492	17	9.7	292	1		
6	5492	18	9.9	403	1		
7	5500	18	8.1	405	1		
8	5500	16	8.6	379	0		
9	5500	16	8.2	257	1		
10	5500	18	7.2	212	0		
11	5500	18	6	259	1		
12	5500	17	6.1	420	1		
13	5510	18	6.8	215	1		
14	5510	16	7.8	392	1		
15	5510	18	9.4	250	0		
16	5510	16	8.8	304	1		
17	5510	16	6.5	298	0		
18	5510	18	7.1	215	1		
19	5520	18	7.8	396	0		
20	5520	18	7.8	275	1		
21	5520	18	8.6	272	1		
22	5520	16	7	201	0		
23	5520	17	8.8	271	1		
24	5520	17	6	484	1		
25	5528	18	7.7	489	1		
26	5528	17	7.4	389	1		
27	5528	17	8.1	330	1		
28	5528	17	6.7	347	1		
29	5528	16	7.4	339	1		
30	5528	18	7.1	234	1		

**Channel 5510MHz, 40MHz BW, USA Bin 4 Radar Statistical Performance**

Trial	Radar Frequency	Pulses	PW (uS)	PRI (uS)	1=Detection 0=No Detection	Detection Percentage	Limit
1	5492	15	17.3	423	1	80.0%	60.0%
2	5492	15	11.8	402	1		
3	5492	15	11.2	454	1		
4	5492	16	15.1	337	1		
5	5492	12	13.2	452	1		
6	5492	16	18.8	291	1		
7	5500	14	12.2	231	1		
8	5500	13	15.1	341	1		
9	5500	13	17.8	275	1		
10	5500	13	16.1	464	1		
11	5500	16	13.2	497	0		
12	5500	16	17.1	227	1		
13	5510	12	11.1	296	1		
14	5510	12	12.7	338	1		
15	5510	13	13.2	203	1		
16	5510	15	11.9	379	1		
17	5510	13	17.3	268	0		
18	5510	12	13.3	459	0		
19	5520	13	16.7	336	0		
20	5520	15	18.8	237	1		
21	5520	14	11.5	388	1		
22	5520	12	12.3	267	1		
23	5520	13	17.2	486	1		
24	5520	13	17.6	233	1		
25	5528	13	11.3	410	1		
26	5528	12	16	204	1		
27	5528	14	16	356	0		
28	5528	13	11.6	311	0		
29	5528	13	16.8	314	1		
30	5528	12	11.9	429	1		

In addition an average minimum percentage of successful detection across all four Short pulse radar test waveforms is required and is calculated as follows:

$$\frac{P_d 1 + P_d 2 + P_d 3 + P_d 4}{4} = (100.0\% + 80.0\% + 76.7\% + 80.0\%) / 4 = 84.2\% > 80\%$$



\*See the Bin5 Radar Characteristics at the end of this report.

**Channel 5510MHz, 40MHz BW, USA Bin 5 Radar Statistical Performance**

<b>Trial #</b>	<b>Name</b>	<b>1=Detection 0=No Detection</b>	<b>Detection Percentage</b>	<b>Limit</b>
1	USA Bin 5 Radar Test 1	1	100%	80.0%
2	USA Bin 5 Radar Test 2	1		
3	USA Bin 5 Radar Test 3	1		
4	USA Bin 5 Radar Test 4	1		
5	USA Bin 5 Radar Test 5	1		
6	USA Bin 5 Radar Test 6	1		
7	USA Bin 5 Radar Test 7	1		
8	USA Bin 5 Radar Test 8	1		
9	USA Bin 5 Radar Test 9	1		
10	USA Bin 5 Radar Test 10	1		
11	USA Bin 5 Radar Test 11	1		
12	USA Bin 5 Radar Test 12	1		
13	USA Bin 5 Radar Test 13	1		
14	USA Bin 5 Radar Test 14	1		
15	USA Bin 5 Radar Test 15	1		
16	USA Bin 5 Radar Test 16	1		
17	USA Bin 5 Radar Test 17	1		
18	USA Bin 5 Radar Test 18	1		
19	USA Bin 5 Radar Test 19	1		
20	USA Bin 5 Radar Test 20	1		
21	USA Bin 5 Radar Test 21	1		
22	USA Bin 5 Radar Test 22	1		
23	USA Bin 5 Radar Test 23	1		
24	USA Bin 5 Radar Test 24	1		
25	USA Bin 5 Radar Test 25	1		
26	USA Bin 5 Radar Test 26	1		
27	USA Bin 5 Radar Test 27	1		
28	USA Bin 5 Radar Test 28	1		
29	USA Bin 5 Radar Test 29	1		
30	USA Bin 5 Radar Test 30	1		



## USA Bin 5 Trial #1

Burst #	Pulses	Frequency (MHz)	Chirp (MHz)	PW (uS)	Inter-pulse spacing (uS)	Inter-pulse spacing (uS)	Pulse Start (S)
1	1	5495.2	8	55			0.134583
2	3	5495.2	8	75	1310	1666	1.813871
3	1	5495.2	8	100			3.254599
4	2	5495.2	8	85	1434		4.065212
5	1	5495.2	8	95			5.683517
6	3	5495.2	8	65	1740	1085	6.057167
7	1	5495.2	8	80			7.761494
8	3	5495.2	8	90	1335	1235	8.911709
9	3	5495.2	8	85	1731	1358	9.842212
10	1	5495.2	8	50			11.266662

## USA Bin 5 Trial #2

Burst #	Pulses	Frequency (MHz)	Chirp (MHz)	PW (uS)	Inter-pulse spacing (uS)	Inter-pulse spacing (uS)	Pulse Start (S)
1	2	5494.8	7	50	1037		0.007608
2	1	5494.8	7	95			0.6541
3	3	5494.8	7	75	1318	1202	1.498941
4	3	5494.8	7	90	1006	1290	2.129462
5	2	5494.8	7	65	1862		2.953068
6	1	5494.8	7	70			3.400827
7	3	5494.8	7	60	1682	1904	3.969843
8	1	5494.8	7	50			4.936733
9	1	5494.8	7	80			5.587264
10	3	5494.8	7	85	1724	1885	6.184778
11	3	5494.8	7	70	1660	1152	6.93178
12	3	5494.8	7	60	1194	1341	7.030568
13	2	5494.8	7	55	1596		7.882589
14	1	5494.8	7	100			8.747833
15	1	5494.8	7	80			8.988665
16	2	5494.8	7	70	1781		9.906036
17	3	5494.8	7	80	1399	1067	10.673463
18	3	5494.8	7	75	1142	1780	10.745808
19	3	5494.8	7	65	1899	1396	11.48762

## USA Bin 5 Trial #3

Burst #	Pulses	Frequency (MHz)	Chirp (MHz)	PW (uS)	Inter-pulse spacing (uS)	Inter-pulse spacing (uS)	Pulse Start (S)
1	2	5500	20	55	1794		0.138806
2	2	5500	20	55	1092		0.965405
3	2	5500	20	50	1187		1.565053
4	2	5500	20	90	1623		2.223294



5	1	5500	20	85			3.186959
6	1	5500	20	100			3.696672
7	2	5500	20	85	1206		4.557501
8	2	5500	20	60	1530		4.974597
9	2	5500	20	50	1260		5.441041
10	2	5500	20	80	1059		6.111554
11	1	5500	20	80			6.837035
12	1	5500	20	100			7.713836
13	3	5500	20	80	1633	1785	8.042667
14	2	5500	20	95	1377		9.219457
15	3	5500	20	50	1810	1929	9.499978
16	3	5500	20	60	1444	1682	10.011672
17	1	5500	20	95			11.042282
18	1	5500	20	65			11.482879

USA Bin 5 Trial #4

Burst #	Pulses	Frequency (MHz)	Chirp (MHz)	PW (uS)	Inter-pulse spacing (uS)	Inter-pulse spacing (uS)	Pulse Start (S)
1	1	5498.8	17	60			0.952123
2	2	5498.8	17	90	1151		1.674088
3	2	5498.8	17	70	1522		3.501175
4	2	5498.8	17	100	1178		5.451052
5	2	5498.8	17	50	1815		6.080628
6	3	5498.8	17	70	1169	1195	8.311616
7	3	5498.8	17	100	1280	1801	9.348919
8	1	5498.8	17	55			10.875635

USA Bin 5 Trial #5

Burst #	Pulses	Frequency (MHz)	Chirp (MHz)	PW (uS)	Inter-pulse spacing (uS)	Inter-pulse spacing (uS)	Pulse Start (S)
1	1	5494.8	7	100			0.638842
2	2	5494.8	7	55	1052		0.884403
3	2	5494.8	7	70	1452		2.034202
4	3	5494.8	7	75	1043	1606	2.799186
5	2	5494.8	7	80	1234		3.735746
6	2	5494.8	7	65	1257		4.831956
7	2	5494.8	7	55	1181		5.979297
8	3	5494.8	7	80	1712	1261	6.356818
9	1	5494.8	7	60			6.921832
10	3	5494.8	7	75	1117	1820	8.357796
11	1	5494.8	7	85			8.681064
12	3	5494.8	7	70	1954	1469	10.14532
13	3	5494.8	7	60	1603	1292	10.853835
14	2	5494.8	7	95	1516		11.538241

USA Bin 5 Trial #6



Burst #	Pulses	Frequency (MHz)	Chirp (MHz)	PW (uS)	Inter-pulse spacing (uS)	Inter-pulse spacing (uS)	Pulse Start (S)
1	2	5494	5	80	1548		0.58487
2	1	5494	5	50			1.813114
3	1	5494	5	55			3.851638
4	3	5494	5	65	1385	1530	5.123153
5	2	5494	5	90	1042		6.103506
6	2	5494	5	100	1527		7.527572
7	2	5494	5	95	1880		8.870043
8	3	5494	5	90	1322	1755	9.635347
9	2	5494	5	65	1612		11.366747

USA Bin 5 Trial #7

Burst #	Pulses	Frequency (MHz)	Chirp (MHz)	PW (uS)	Inter-pulse spacing (uS)	Inter-pulse spacing (uS)	Pulse Start (S)
1	1	5497.2	13	65			0.107728
2	1	5497.2	13	80			0.942906
3	1	5497.2	13	65			1.604604
4	1	5497.2	13	50			2.197498
5	2	5497.2	13	85	1227		2.863365
6	2	5497.2	13	85	1233		3.424826
7	1	5497.2	13	50			4.157735
8	2	5497.2	13	100	1826		4.516765
9	1	5497.2	13	95			5.175847
10	3	5497.2	13	55	1340	1169	5.739408
11	1	5497.2	13	60			6.570061
12	2	5497.2	13	90	1777		6.745198
13	3	5497.2	13	50	1439	1307	7.549001
14	2	5497.2	13	55	1187		8.388416
15	2	5497.2	13	70	1769		8.727819
16	3	5497.2	13	95	1411	1981	9.147115
17	3	5497.2	13	75	1451	1131	10.066604
18	2	5497.2	13	55	1537		10.236473
19	2	5497.2	13	65	1845		10.868555
20	2	5497.2	13	50	1328		11.685154

USA Bin 5 Trial #8

Burst #	Pulses	Frequency (MHz)	Chirp (MHz)	PW (uS)	Inter-pulse spacing (uS)	Inter-pulse spacing (uS)	Pulse Start (S)
1	1	5499.6	19	50			0.191533
2	2	5499.6	19	60	1364		0.826176
3	3	5499.6	19	75	1195	1296	1.480136
4	3	5499.6	19	100	1062	1382	1.827508
5	1	5499.6	19	80			2.458912



6	1	5499.6	19	85			3.560889
7	3	5499.6	19	75	1687	1661	3.711584
8	1	5499.6	19	65			4.462591
9	3	5499.6	19	50	1407	1285	5.264348
10	1	5499.6	19	75			5.994715
11	2	5499.6	19	65	1591		6.292819
12	1	5499.6	19	100			6.650011
13	2	5499.6	19	60	1208		7.392918
14	1	5499.6	19	65			7.841584
15	1	5499.6	19	50			8.806311
16	3	5499.6	19	80	1451	1115	9.289386
17	3	5499.6	19	50	1398	1748	9.930784
18	1	5499.6	19	50			10.411073
19	1	5499.6	19	75			11.123131
20	2	5499.6	19	75	1953		11.492591

## USA Bin 5 Trial #9

Burst #	Pulses	Frequency (MHz)	Chirp (MHz)	PW (uS)	Inter-pulse spacing (uS)	Inter-pulse spacing (uS)	Pulse Start (S)
1	3	5494.4	6	50	1466	1423	0.171833
2	2	5494.4	6	55	1714		1.152647
3	3	5494.4	6	70	1018	1269	1.766004
4	3	5494.4	6	65	1757	1951	2.404809
5	2	5494.4	6	90	1087		3.068831
6	2	5494.4	6	50	1441		3.520115
7	3	5494.4	6	70	1741	1445	3.829318
8	3	5494.4	6	70	1662	1875	4.780217
9	3	5494.4	6	90	1103	1848	5.384917
10	3	5494.4	6	95	1978	1043	6.117078
11	3	5494.4	6	65	1884	1018	6.583045
12	2	5494.4	6	60	1640		7.374356
13	3	5494.4	6	90	1420	1089	8.204242
14	1	5494.4	6	85			8.746475
15	3	5494.4	6	85	1977	1865	9.459657
16	2	5494.4	6	90	1677		9.608441
17	3	5494.4	6	95	1548	1355	10.458929
18	1	5494.4	6	70			10.947933
19	2	5494.4	6	60	1557		11.448274

## USA Bin 5 Trial #10

Burst #	Pulses	Frequency (MHz)	Chirp (MHz)	PW (uS)	Inter-pulse spacing (uS)	Inter-pulse spacing (uS)	Pulse Start (S)
1	3	5499.6	19	65	1243	1120	0.503808
2	1	5499.6	19	50			1.133054
3	2	5499.6	19	75	1107		2.12309





4	2	5499.6	19	90	1224		3.353966
5	3	5499.6	19	85	1714	1310	4.208115
6	2	5499.6	19	100	1838		4.803979
7	3	5499.6	19	55	1379	1820	5.202359
8	2	5499.6	19	50	1805		6.854534
9	1	5499.6	19	75			7.627986
10	2	5499.6	19	80	1587		7.837478
11	3	5499.6	19	70	1173	1776	8.64599
12	2	5499.6	19	100	1196		9.595133
13	2	5499.6	19	90	1092		10.330654
14	3	5499.6	19	50	1006	1024	11.286512

## USA Bin 5 Trial #11

Burst #	Pulses	Frequency (MHz)	Chirp (MHz)	PW (uS)	Inter-pulse spacing (uS)	Inter-pulse spacing (uS)	Pulse Start (S)
1	2	5510	11	85	1003		0.647724
2	2	5510	11	75	1357		1.348094
3	2	5510	11	90	1137		2.839848
4	2	5510	11	85	1092		3.723251
5	2	5510	11	75	1399		4.929248
6	3	5510	11	85	1867	1602	5.822318
7	1	5510	11	50			6.740548
8	3	5510	11	95	1962	1383	7.26107
9	1	5510	11	85			8.154461
10	1	5510	11	80			9.185883
11	2	5510	11	65	1705		10.824104
12	3	5510	11	70	1819	1532	11.839277

## USA Bin 5 Trial #12

Burst #	Pulses	Frequency (MHz)	Chirp (MHz)	PW (uS)	Inter-pulse spacing (uS)	Inter-pulse spacing (uS)	Pulse Start (S)
1	1	5510	19	70			0.211108
2	2	5510	19	55	1356		0.763607
3	3	5510	19	70	1463	1034	1.716409
4	3	5510	19	70	1869	1618	1.964146
5	1	5510	19	75			2.824179
6	3	5510	19	90	1814	1694	3.016556
7	3	5510	19	90	1080	1295	4.120085
8	2	5510	19	85	1550		4.606671
9	1	5510	19	95			5.324256
10	2	5510	19	50	1390		5.814005
11	2	5510	19	80	1991		6.066381
12	3	5510	19	100	1584	1174	6.792083
13	1	5510	19	85			7.798
14	2	5510	19	95	1531		8.045138



15	3	5510	19	100	1483	1202	8.517921
16	2	5510	19	50	1188		9.276561
17	3	5510	19	65	1010	1551	10.182997
18	3	5510	19	85	1530	1020	10.345632
19	2	5510	19	50	1065		11.009013
20	3	5510	19	100	1559	1456	11.859433

## USA Bin 5 Trial #13

Burst #	Pulses	Frequency (MHz)	Chirp (MHz)	PW (uS)	Inter-pulse spacing (uS)	Inter-pulse spacing (uS)	Pulse Start (S)
1	3	5510	6	55	1224	1939	0.248845
2	1	5510	6	80			0.636268
3	2	5510	6	100	1651		1.238751
4	3	5510	6	70	1898	1336	2.370372
5	2	5510	6	65	1568		2.502252
6	2	5510	6	80	1513		3.03896
7	2	5510	6	75	1592		3.664551
8	2	5510	6	65	1327		4.516223
9	1	5510	6	60			5.021618
10	1	5510	6	65			5.487509
11	3	5510	6	65	1055	1589	6.086793
12	1	5510	6	90			7.089562
13	1	5510	6	95			7.629667
14	2	5510	6	85	1158		8.150518
15	3	5510	6	65	1438	1670	8.513687
16	1	5510	6	65			9.282758
17	1	5510	6	70			10.051649
18	2	5510	6	60	1371		10.713556
19	2	5510	6	70	1838		11.143282
20	3	5510	6	80	1834	1296	11.73437

## USA Bin 5 Trial #14

Burst #	Pulses	Frequency (MHz)	Chirp (MHz)	PW (uS)	Inter-pulse spacing (uS)	Inter-pulse spacing (uS)	Pulse Start (S)
1	2	5510	13	55	1976		0.407367
2	1	5510	13	90			1.035042
3	3	5510	13	50	1307	1839	1.670443
4	3	5510	13	55	1212	1867	2.863188
5	3	5510	13	85	1775	1670	3.566027
6	2	5510	13	90	1083		4.01956
7	3	5510	13	100	1201	1883	5.141674
8	3	5510	13	85	1863	1656	5.865345
9	1	5510	13	55			6.984325
10	3	5510	13	90	1314	1746	7.766836
11	1	5510	13	60			8.245583



12	2	5510	13	90	1699		9.558811
13	3	5510	13	95	1671	1674	9.935072
14	1	5510	13	55			10.490364
15	1	5510	13	95			11.888956

USA Bin 5 Trial #15

Burst #	Pulses	Frequency (MHz)	Chirp (MHz)	PW (uS)	Inter-pulse spacing (uS)	Inter-pulse spacing (uS)	Pulse Start (S)
1	2	5510	10	75	1060		0.215245
2	2	5510	10	65	1300		1.842729
3	1	5510	10	80			2.463424
4	3	5510	10	70	1746	1861	3.791446
5	1	5510	10	100			5.108535
6	1	5510	10	80			6.354455
7	2	5510	10	80	1770		6.56758
8	1	5510	10	100			7.72161
9	3	5510	10	65	1112	1917	8.729659
10	1	5510	10	50			10.694016
11	2	5510	10	100	1007		10.918062

USA Bin 5 Trial #16

Burst #	Pulses	Frequency (MHz)	Chirp (MHz)	PW (uS)	Inter-pulse spacing (uS)	Inter-pulse spacing (uS)	Pulse Start (S)
1	2	5510	9	90	1533		0.042389
2	1	5510	9	50			1.237613
3	3	5510	9	65	1595	1506	1.526488
4	2	5510	9	75	1003		2.006707
5	3	5510	9	85	1586	1985	2.963346
6	1	5510	9	95			3.547955
7	3	5510	9	75	1971	1993	4.26792
8	3	5510	9	50	1287	1869	4.591414
9	3	5510	9	90	1649	1399	5.10919
10	3	5510	9	90	1322	1508	6.24884
11	1	5510	9	85			6.802274
12	2	5510	9	60	1465		7.053011
13	1	5510	9	50			7.79561
14	2	5510	9	55	1836		8.514254
15	1	5510	9	70			9.313376
16	1	5510	9	80			9.827526
17	2	5510	9	65	1900		10.48705
18	1	5510	9	50			10.984248
19	2	5510	9	55	1120		11.94488

USA Bin 5 Trial #17



Burst #	Pulses	Frequency (MHz)	Chirp (MHz)	PW (uS)	Inter-pulse spacing (uS)	Inter-pulse spacing (uS)	Pulse Start (S)
1	3	5510	6	80	1558	1122	0.174314
2	2	5510	6	90	1543		1.376143
3	3	5510	6	90	1832	1005	1.651141
4	2	5510	6	95	1633		2.567152
5	2	5510	6	70	1939		3.271788
6	2	5510	6	55	1760		3.583535
7	2	5510	6	90	1539		4.262915
8	2	5510	6	100	1491		5.642015
9	2	5510	6	95	1614		5.759171
10	3	5510	6	50	1034	1435	6.792523
11	1	5510	6	90			7.513095
12	3	5510	6	70	1099	1836	7.890427
13	2	5510	6	70	1759		9.160874
14	2	5510	6	80	1432		9.298721
15	1	5510	6	95			9.951118
16	3	5510	6	65	1983	1111	11.202607
17	1	5510	6	55			11.982189

## USA Bin 5 Trial #18

Burst #	Pulses	Frequency (MHz)	Chirp (MHz)	PW (uS)	Inter-pulse spacing (uS)	Inter-pulse spacing (uS)	Pulse Start (S)
1	1	5510	6	75			0.647013
2	1	5510	6	85			2.006658
3	1	5510	6	50			3.065167
4	1	5510	6	55			3.816475
5	1	5510	6	70			5.003544
6	2	5510	6	50	1311		6.071068
7	1	5510	6	80			7.610823
8	3	5510	6	100	1201	1202	8.936028
9	2	5510	6	80	1191		10.69072
10	2	5510	6	100	1948		11.752248

## USA Bin 5 Trial #19

Burst #	Pulses	Frequency (MHz)	Chirp (MHz)	PW (uS)	Inter-pulse spacing (uS)	Inter-pulse spacing (uS)	Pulse Start (S)
1	1	5510	17	60			0.458523
2	2	5510	17	90	1254		1.259857
3	3	5510	17	65	1589	1034	2.046959
4	2	5510	17	50	1561		2.901914
5	1	5510	17	65			3.975878
6	3	5510	17	55	1175	1292	4.089668
7	2	5510	17	50	1799		5.272009



8	2	5510	17	90	1538		6.352087
9	2	5510	17	70	1078		7.037339
10	1	5510	17	50			7.881606
11	1	5510	17	60			8.02653
12	3	5510	17	90	1472	1325	9.55051
13	1	5510	17	100			9.765175
14	3	5510	17	55	1587	1046	10.834223
15	3	5510	17	80	1639	1430	11.394265

## USA Bin 5 Trial #20

Burst #	Pulses	Frequency (MHz)	Chirp (MHz)	PW (uS)	Inter-pulse spacing (uS)	Inter-pulse spacing (uS)	Pulse Start (S)
1	2	5510	5	50	1936		0.259091
2	2	5510	5	60	1502		1.603245
3	2	5510	5	90	1057		2.073634
4	2	5510	5	85	1943		2.986064
5	1	5510	5	100			3.529204
6	2	5510	5	80	1902		5.042952
7	2	5510	5	85	1199		5.811761
8	1	5510	5	80			6.426162
9	3	5510	5	100	1596	1488	7.079847
10	3	5510	5	70	1580	1571	8.50849
11	3	5510	5	100	1541	1783	9.345694
12	3	5510	5	70	1407	1586	9.514445
13	2	5510	5	60	1132		10.332547
14	2	5510	5	70	1492		11.590619

## USA Bin 5 Trial #21

Burst #	Pulses	Frequency (MHz)	Chirp (MHz)	PW (uS)	Inter-pulse spacing (uS)	Inter-pulse spacing (uS)	Pulse Start (S)
1	1	5525.2	7	65			0.432153
2	1	5525.2	7	80			2.087518
3	3	5525.2	7	70	1055	1421	3.250051
4	2	5525.2	7	55	1728		3.380806
5	3	5525.2	7	75	1984	1852	4.776466
6	1	5525.2	7	100			5.610427
7	2	5525.2	7	70	1408		7.405182
8	1	5525.2	7	70			8.561119
9	2	5525.2	7	85	1874		8.967976
10	3	5525.2	7	75	1042	1349	10.742749
11	2	5525.2	7	75	1833		11.074568

## USA Bin 5 Trial #22

Burst #	Pulses	Frequency (MHz)	Chirp (MHz)	PW (uS)	Inter-pulse spacing (uS)	Inter-pulse spacing (uS)	Pulse Start (S)
---------	--------	-----------------	-------------	---------	--------------------------	--------------------------	-----------------



1	3	5520	20	70	1674	1847	0.190489
2	3	5520	20	50	1916	1599	0.926151
3	3	5520	20	70	1082	1128	1.958693
4	3	5520	20	70	1296	1452	2.733241
5	2	5520	20	60	1945		3.344194
6	2	5520	20	65	1518		4.531143
7	3	5520	20	50	1244	1678	5.439847
8	1	5520	20	80			6.282986
9	3	5520	20	60	1414	1203	6.536189
10	3	5520	20	100	1423	1476	7.837232
11	2	5520	20	95	1219		8.218439
12	2	5520	20	100	1334		9.389247
13	3	5520	20	95	1893	1353	10.092118
14	2	5520	20	85	1924		11.065508
15	1	5520	20	60			11.830451

USA Bin 5 Trial #23

Burst #	Pulses	Frequency (MHz)	Chirp (MHz)	PW (uS)	Inter-pulse spacing (uS)	Inter-pulse spacing (uS)	Pulse Start (S)
1	2	5524	10	80	1041		0.12249
2	2	5524	10	95	1087		1.505552
3	3	5524	10	70	1492	1102	2.377975
4	2	5524	10	80	1719		3.278395
5	2	5524	10	100	1274		3.996944
6	2	5524	10	60	1471		4.397006
7	3	5524	10	65	1676	1360	5.762683
8	1	5524	10	80			6.812643
9	1	5524	10	100			7.548257
10	2	5524	10	95	1571		8.521922
11	1	5524	10	70			9.323465
12	3	5524	10	50	1566	1986	9.828268
13	2	5524	10	85	1995		10.750473
14	2	5524	10	90	1902		11.155855

USA Bin 5 Trial #24

Burst #	Pulses	Frequency (MHz)	Chirp (MHz)	PW (uS)	Inter-pulse spacing (uS)	Inter-pulse spacing (uS)	Pulse Start (S)
1	2	5523.2	12	80	1856		0.699995
2	3	5523.2	12	60	1820	1479	0.982647
3	3	5523.2	12	75	1194	1701	2.35434
4	3	5523.2	12	100	1380	1041	2.634027
5	3	5523.2	12	85	1388	1277	3.9987
6	3	5523.2	12	70	1053	1456	4.438928
7	3	5523.2	12	95	1706	1337	5.380045
8	1	5523.2	12	75			6.054102



9	3	5523.2	12	100	1470	1239	7.512977
10	3	5523.2	12	75	1139	1519	8.275701
11	2	5523.2	12	55	1757		8.641714
12	1	5523.2	12	65			9.517789
13	2	5523.2	12	90	1722		10.539527
14	1	5523.2	12	65			11.431895

USA Bin 5 Trial #25

Burst #	Pulses	Frequency (MHz)	Chirp (MHz)	PW (uS)	Inter-pulse spacing (uS)	Inter-pulse spacing (uS)	Pulse Start (S)
1	2	5522.4	14	60	1334		0.162711
2	3	5522.4	14	75	1942	1596	1.595882
3	1	5522.4	14	55			2.960116
4	2	5522.4	14	90	1242		3.962433
5	3	5522.4	14	60	1862	1569	5.916327
6	1	5522.4	14	95			6.089558
7	3	5522.4	14	100	1911	1947	7.346576
8	1	5522.4	14	60			9.556726
9	2	5522.4	14	80	1241		9.681591
10	2	5522.4	14	65	1049		11.307902

USA Bin 5 Trial #26

Burst #	Pulses	Frequency (MHz)	Chirp (MHz)	PW (uS)	Inter-pulse spacing (uS)	Inter-pulse spacing (uS)	Pulse Start (S)
1	2	5522	15	70	1990		0.038913
2	3	5522	15	55	1956	1808	0.683906
3	2	5522	15	100	1333		1.756801
4	1	5522	15	95			1.896247
5	3	5522	15	70	1303	1295	2.829114
6	1	5522	15	75			3.073246
7	2	5522	15	60	1525		3.708799
8	1	5522	15	60			4.631471
9	1	5522	15	90			5.115661
10	3	5522	15	55	1238	1691	5.686257
11	1	5522	15	95			6.537281
12	3	5522	15	100	1717	1093	7.175493
13	3	5522	15	50	1352	1789	7.755835
14	3	5522	15	55	1367	1843	7.883261
15	2	5522	15	80	1724		8.465947
16	2	5522	15	55	1378		9.341929
17	1	5522	15	50			10.029297
18	3	5522	15	95	1927	1105	10.463509
19	2	5522	15	85	1046		10.975144
20	1	5522	15	80			11.872384

USA Bin 5 Trial #27



Burst #	Pulses	Frequency (MHz)	Chirp (MHz)	PW (uS)	Inter-pulse spacing (uS)	Inter-pulse spacing (uS)	Pulse Start (S)
1	3	5526	5	80	1314	1958	0.058207
2	1	5526	5	55			1.396278
3	3	5526	5	50	1487	1944	2.083773
4	3	5526	5	80	1614	1753	2.554695
5	2	5526	5	75	1688		2.874513
6	2	5526	5	70	1521		3.678687
7	3	5526	5	85	1644	1032	4.291838
8	3	5526	5	85	1377	1052	5.644079
9	3	5526	5	60	1921	1541	5.773165
10	3	5526	5	85	1806	1518	6.895557
11	1	5526	5	90			7.173104
12	3	5526	5	100	1637	1865	7.959093
13	3	5526	5	70	1560	1006	8.796676
14	1	5526	5	95			9.383058
15	1	5526	5	65			10.234699
16	3	5526	5	65	1596	1815	10.736969
17	2	5526	5	100	1094		11.339628

## USA Bin 5 Trial #28

Burst #	Pulses	Frequency (MHz)	Chirp (MHz)	PW (uS)	Inter-pulse spacing (uS)	Inter-pulse spacing (uS)	Pulse Start (S)
1	2	5522.8	13	65	1808		1.203619
2	1	5522.8	13	80			2.17972
3	1	5522.8	13	100			3.766967
4	1	5522.8	13	65			4.037507
5	2	5522.8	13	50	1596		5.819706
6	2	5522.8	13	80	1029		7.76452
7	1	5522.8	13	55			8.903
8	3	5522.8	13	80	1554	1641	10.14914
9	1	5522.8	13	55			11.78959

## USA Bin 5 Trial #29

Burst #	Pulses	Frequency (MHz)	Chirp (MHz)	PW (uS)	Inter-pulse spacing (uS)	Inter-pulse spacing (uS)	Pulse Start (S)
1	2	5522	15	65	1356		0.872186
2	1	5522	15	85			1.382011
3	3	5522	15	70	1501	1617	2.444751
4	2	5522	15	70	1016		3.44267
5	1	5522	15	95			4.404388
6	2	5522	15	60	1182		5.40501
7	3	5522	15	80	1186	1250	6.179009
8	1	5522	15	60			6.468006





9	1	5522	15	100			8.072361
10	2	5522	15	95	1006		9.113783
11	3	5522	15	90	1754	1097	9.840722
12	1	5522	15	85			10.811561
13	3	5522	15	70	1482	1886	11.348155

## USA Bin 5 Trial #30

Burst #	Pulses	Frequency (MHz)	Chirp (MHz)	PW (uS)	Inter-pulse spacing (uS)	Inter-pulse spacing (uS)	Pulse Start (S)
1	3	5522.4	14	100	1921	1440	0.567445
2	1	5522.4	14	55			1.675266
3	3	5522.4	14	90	1885	1339	3.447736
4	1	5522.4	14	75			4.964723
5	2	5522.4	14	65	1043		5.912804
6	3	5522.4	14	55	1175	1084	6.981241
7	1	5522.4	14	65			8.450769
8	1	5522.4	14	90			9.823846
9	1	5522.4	14	55			11.49323



\*See the Bin6 Radar Characteristics at the end of this report.

**Channel 5510MHz, 40MHz BW, USA Frequency Hopping Radar Statistical Performance**

<b>Trial #</b>	<b>Name</b>	<b>1=Detection 0=No Detection</b>	<b>Detection Percentage</b>	<b>Limit</b>
1	USA Bin 6 Radar Test 1	1	100%	70.0%
2	USA Bin 6 Radar Test 2	1		
3	USA Bin 6 Radar Test 3	1		
4	USA Bin 6 Radar Test 4	1		
5	USA Bin 6 Radar Test 5	1		
6	USA Bin 6 Radar Test 6	1		
7	USA Bin 6 Radar Test 7	1		
8	USA Bin 6 Radar Test 8	1		
9	USA Bin 6 Radar Test 9	1		
10	USA Bin 6 Radar Test 10	1		
11	USA Bin 6 Radar Test 11	1		
12	USA Bin 6 Radar Test 12	1		
13	USA Bin 6 Radar Test 13	1		
14	USA Bin 6 Radar Test 14	1		
15	USA Bin 6 Radar Test 15	1		
16	USA Bin 6 Radar Test 16	1		
17	USA Bin 6 Radar Test 17	1		
18	USA Bin 6 Radar Test 18	1		
19	USA Bin 6 Radar Test 19	1		
20	USA Bin 6 Radar Test 20	1		
21	USA Bin 6 Radar Test 21	1		
22	USA Bin 6 Radar Test 22	1		
23	USA Bin 6 Radar Test 23	1		
24	USA Bin 6 Radar Test 24	1		
25	USA Bin 6 Radar Test 25	1		
26	USA Bin 6 Radar Test 26	1		
27	USA Bin 6 Radar Test 27	1		
28	USA Bin 6 Radar Test 28	1		
29	USA Bin 6 Radar Test 29	1		
30	USA Bin 6 Radar Test 30	1		



## USA Frequency Hopping Trial #1

Hop #	Freq (GHz)	Pulse Start (mS)
1	5510	3
11	5499	33
22	5494	66
42	5517	126
44	5493	132
52	5512	156
55	5507	165
80	5495	240
83	5518	249
87	5526	261
91	5503	273

## USA Frequency Hopping Trial #2

Hop #	Freq (GHz)	Pulse Start (mS)
5	5519	15
12	5518	36
51	5527	153
65	5526	195
89	5514	267
97	5528	291

## USA Frequency Hopping Trial #3

Hop #	Freq (GHz)	Pulse Start (mS)
5	5495	15
24	5510	72
25	5525	75
28	5509	84
51	5524	153
60	5498	180
75	5516	225
89	5505	267

## USA Frequency Hopping Trial #4

Hop #	Freq (GHz)	Pulse Start (mS)
3	5505	9
10	5492	30
41	5518	123
47	5520	141
50	5527	150
52	5496	156
56	5521	168
89	5523	267



## USA Frequency Hopping Trial #5

Hop #	Freq (GHz)	Pulse Start (mS)
5	5522	15
19	5524	57
21	5512	63
22	5502	66
47	5499	141
58	5517	174
84	5527	252
98	5493	294

## USA Frequency Hopping Trial #6

Hop #	Freq (GHz)	Pulse Start (mS)
21	5525	63
27	5519	81
28	5511	84
32	5500	96
35	5503	105
59	5521	177

## USA Frequency Hopping Trial #7

Hop #	Freq (GHz)	Pulse Start (mS)
12	5516	36
13	5507	39
21	5497	63
45	5521	135
51	5515	153
59	5520	177
64	5493	192
68	5509	204
87	5511	261
92	5510	276

## USA Frequency Hopping Trial #8

Hop #	Freq (GHz)	Pulse Start (mS)
5	5508	15
23	5506	69
29	5495	87
48	5523	144
51	5498	153
55	5497	165
62	5515	186
66	5492	198
83	5496	249



## USA Frequency Hopping Trial #9

Hop #	Freq (GHz)	Pulse Start (mS)
6	5514	18
19	5503	57
30	5492	90
36	5508	108
70	5509	210
93	5502	279

## USA Frequency Hopping Trial #10

Hop #	Freq (GHz)	Pulse Start (mS)
15	5520	45
23	5516	69
45	5501	135
51	5507	153
57	5514	171
85	5511	255
86	5515	258

## USA Frequency Hopping Trial #11

Hop #	Freq (GHz)	Pulse Start (mS)
33	5494	99
40	5501	120
55	5528	165
64	5500	192
76	5497	228
78	5498	234
96	5526	288
97	5523	291

## USA Frequency Hopping Trial #12

Hop #	Freq (GHz)	Pulse Start (mS)
4	5525	12
8	5516	24
40	5527	120
47	5497	141
54	5493	162
64	5498	192
68	5508	204
70	5509	210
76	5517	228
85	5519	255
86	5501	258
97	5528	291



## USA Frequency Hopping Trial #13

Hop #	Freq (GHz)	Pulse Start (mS)
2	5497	6
6	5521	18
18	5527	54
26	5524	78
43	5495	129
46	5523	138
64	5506	192
78	5492	234
87	5520	261

## USA Frequency Hopping Trial #14

Hop #	Freq (GHz)	Pulse Start (mS)
3	5524	9
9	5493	27
26	5494	78
63	5502	189
64	5521	192
73	5516	219

## USA Frequency Hopping Trial #15

Hop #	Freq (GHz)	Pulse Start (mS)
33	5525	99
38	5510	114
48	5502	144
72	5521	216
87	5520	261
88	5518	264
96	5495	288

## USA Frequency Hopping Trial #16

Hop #	Freq (GHz)	Pulse Start (mS)
6	5510	18
15	5523	45
36	5502	108
42	5506	126
44	5520	132
54	5493	162
71	5513	213

## USA Frequency Hopping Trial #17

Hop #	Freq (GHz)	Pulse Start (mS)
13	5528	39



26	5495	78
39	5504	117
70	5502	210
72	5523	216
76	5506	228
94	5522	282
96	5500	288

## USA Frequency Hopping Trial #18

Hop #	Freq (GHz)	Pulse Start (mS)
14	5499	42
19	5521	57
28	5506	84
55	5513	165
62	5492	186
78	5526	234
97	5514	291
98	5507	294

## USA Frequency Hopping Trial #19

Hop #	Freq (GHz)	Pulse Start (mS)
11	5508	33
30	5515	90
62	5521	186
71	5512	213
81	5523	243

## USA Frequency Hopping Trial #20

Hop #	Freq (GHz)	Pulse Start (mS)
0	5494	0
36	5504	108
46	5528	138
50	5512	150
53	5500	159

## USA Frequency Hopping Trial #21

Hop #	Freq (GHz)	Pulse Start (mS)
13	5514	39
20	5525	60
35	5498	105
46	5501	138
51	5500	153
54	5496	162
60	5512	180
65	5526	195



75	5527	225
90	5524	270
96	5507	288

## USA Frequency Hopping Trial #22

Hop #	Freq (GHz)	Pulse Start (mS)
11	5516	33
15	5493	45
52	5528	156
58	5513	174
64	5498	192
78	5505	234
93	5520	279

## USA Frequency Hopping Trial #23

Hop #	Freq (GHz)	Pulse Start (mS)
82	5521	246

## USA Frequency Hopping Trial #24

Hop #	Freq (GHz)	Pulse Start (mS)
26	5523	78
34	5500	102
38	5527	114
41	5521	123
51	5519	153
94	5511	282
96	5499	288

## USA Frequency Hopping Trial #25

Hop #	Freq (GHz)	Pulse Start (mS)
9	5497	27
17	5519	51
30	5514	90
46	5516	138
48	5496	144
76	5520	228

## USA Frequency Hopping Trial #26

Hop #	Freq (GHz)	Pulse Start (mS)
5	5524	15
10	5511	30
15	5526	45
16	5499	48
51	5528	153
57	5498	171





59	5508	177
72	5527	216
87	5502	261
89	5520	267

## USA Frequency Hopping Trial #27

Hop #	Freq (GHz)	Pulse Start (mS)
6	5521	18
11	5494	33
24	5527	72
31	5502	93
34	5506	102
38	5514	114
41	5520	123
62	5504	186
63	5525	189
64	5528	192
74	5522	222

## USA Frequency Hopping Trial #28

Hop #	Freq (GHz)	Pulse Start (mS)
7	5502	21
34	5509	102
38	5516	114
43	5499	129
69	5511	207
78	5495	234
99	5515	297

## USA Frequency Hopping Trial #29

Hop #	Freq (GHz)	Pulse Start (mS)
16	5510	48
18	5519	54
37	5528	111
71	5496	213
82	5505	246

## USA Frequency Hopping Trial #30

Hop #	Freq (GHz)	Pulse Start (mS)
18	5506	54
48	5511	144
56	5499	168
60	5519	180
82	5503	246
87	5505	261

**Channel 5530MHz, 80MHz BW, USA Bin 1A/1B Radar Statistical Performance**

Trial	Radar Frequency	Pulses	PW (uS)	PRI (uS)	1=Detection 0=No Detection	Detection Percentage	Limit
1	5492	78	1	678	1	100.0%	60.0%
2	5492	72	1	738	1		
3	5492	67	1	798	1		
4	5492	18	1	3066	1		
5	5500	65	1	818	1		
6	5500	68	1	778	1		
7	5500	102	1	518	1		
8	5500	63	1	838	1		
9	5520	102	1	518	1		
10	5520	59	1	898	1		
11	5520	68	1	778	1		
12	5520	72	1	738	1		
13	5530	63	1	838	1		
14	5530	62	1	858	1		
15	5530	65	1	818	1		
16	5530	39	1	1375	1		
17	5530	49	1	1088	1		
18	5530	51	1	1053	1		
19	5540	26	1	2111	1		
20	5540	55	1	977	1		
21	5540	66	1	806	1		
22	5540	18	1	3030	1		
23	5560	20	1	2692	1		
24	5560	35	1	1527	1		
25	5560	70	1	756	1		
26	5560	66	1	811	1		
27	5568	25	1	2192	1		
28	5568	25	1	2120	1		
29	5568	45	1	1198	1		
30	5568	25	1	2133	1		

**Channel 5530MHz, 80MHz BW, USA Bin 2 Radar Statistical Performance**

Trial	Radar Frequency	Pulses	PW (uS)	PRI (uS)	1=Detection 0=No Detection	Detection Percentage	Limit
1	5492	27	2.4	221	1	76.7%	60.0%
2	5492	29	4.7	229	1		
3	5492	28	1.7	157	1		
4	5492	28	3.3	188	1		
5	5500	24	4.1	230	1		
6	5500	27	2.4	168	0		
7	5500	28	1.5	222	1		
8	5500	24	1.4	192	1		
9	5520	25	1.1	209	0		
10	5520	26	2.9	220	1		
11	5520	26	1.3	156	1		
12	5520	28	2.2	199	1		
13	5530	25	2.8	177	0		
14	5530	27	4.8	198	1		
15	5530	23	1.7	180	1		
16	5530	28	5	224	1		
17	5530	23	1.8	166	1		
18	5530	28	3.4	189	1		
19	5540	26	1.3	186	0		
20	5540	25	4.9	181	1		
21	5540	25	3.7	207	1		
22	5540	28	3.7	190	1		
23	5560	26	4.8	216	1		
24	5560	29	5	208	1		
25	5560	28	3	202	1		
26	5560	25	1.1	213	1		
27	5568	29	4	153	0		
28	5568	25	3.3	183	1		
29	5568	29	4.7	196	0		
30	5568	26	1.9	158	0		



**Channel 5530MHz, 80MHz BW, USA Bin 3 Radar Statistical Performance**

Trial	Radar Frequency	Pulses	PW (uS)	PRI (uS)	1=Detection 0=No Detection	Detection Percentage	Limit
1	5492	16	9.1	456	1	80.0%	60.0%
2	5492	17	9.7	368	1		
3	5492	17	9.6	319	1		
4	5492	16	9.2	396	0		
5	5500	16	7.3	374	1		
6	5500	17	8.1	210	1		
7	5500	17	8.2	360	1		
8	5500	17	7.1	262	1		
9	5520	18	8.4	413	1		
10	5520	16	9.7	211	1		
11	5520	18	8.5	385	1		
12	5520	16	6.7	306	1		
13	5530	18	7.4	408	0		
14	5530	18	9.7	300	0		
15	5530	17	7.4	480	1		
16	5530	17	8.7	477	1		
17	5530	16	7.6	488	1		
18	5530	16	6.2	472	1		
19	5540	18	7.9	327	0		
20	5540	17	6.7	294	1		
21	5540	16	6.3	463	1		
22	5540	18	7.6	324	1		
23	5560	16	7.5	223	1		
24	5560	16	9.4	356	1		
25	5560	16	6.9	471	0		
26	5560	18	7.2	434	1		
27	5568	16	6	307	0		
28	5568	16	8.6	371	1		
29	5568	18	6.7	216	1		
30	5568	17	6.5	242	1		

**Channel 5530MHz, 80MHz BW, USA Bin 4 Radar Statistical Performance**

Trial	Radar Frequency	Pulses	PW (uS)	PRI (uS)	1=Detection 0=No Detection	Detection Percentage	Limit
1	5492	12	12.8	327	1	80.0%	60.0%
2	5492	12	14.7	403	1		
3	5492	12	18.8	261	1		
4	5492	13	14.6	459	1		
5	5500	14	19.5	233	1		
6	5500	13	17.5	426	1		
7	5500	14	17.6	209	1		
8	5500	16	12.3	481	1		
9	5520	13	16.3	292	1		
10	5520	14	18.1	247	1		
11	5520	16	16.7	293	1		
12	5520	14	13.7	320	1		
13	5530	12	19.5	302	0		
14	5530	15	18.2	302	1		
15	5530	16	11.2	396	0		
16	5530	15	11.1	439	0		
17	5530	14	14.4	309	0		
18	5530	13	13.7	462	1		
19	5540	15	16.2	421	0		
20	5540	14	13	207	0		
21	5540	15	15.5	453	1		
22	5540	13	18.9	407	1		
23	5560	13	14.9	267	1		
24	5560	12	11.7	352	1		
25	5560	14	18.5	491	1		
26	5560	12	16	417	1		
27	5568	15	12.6	339	1		
28	5568	14	16.7	242	1		
29	5568	15	14.2	230	1		
30	5568	15	12.7	400	1		

In addition an average minimum percentage of successful detection across all four Short pulse radar test waveforms is required and is calculated as follows:

$$\frac{P_d 1 + P_d 2 + P_d 3 + P_d 4}{4} = (100.0\% + 76.7\% + 80.0\% + 80.0\%) / 4 = 84.2\% > 80\%$$



\*See the Bin5 Radar Characteristics at the end of this report.

**Channel 5530MHz, 80MHz BW, USA Bin 5 Radar Statistical Performance**

<b>Trial #</b>	<b>Name</b>	<b>1=Detection 0=No Detection</b>	<b>Detection Percentage</b>	<b>Limit</b>
1	USA Bin 5 Radar Test 1	1	96.7%	80.0%
2	USA Bin 5 Radar Test 2	1		
3	USA Bin 5 Radar Test 3	0		
4	USA Bin 5 Radar Test 4	1		
5	USA Bin 5 Radar Test 5	1		
6	USA Bin 5 Radar Test 6	1		
7	USA Bin 5 Radar Test 7	1		
8	USA Bin 5 Radar Test 8	1		
9	USA Bin 5 Radar Test 9	1		
10	USA Bin 5 Radar Test 10	1		
11	USA Bin 5 Radar Test 11	1		
12	USA Bin 5 Radar Test 12	1		
13	USA Bin 5 Radar Test 13	1		
14	USA Bin 5 Radar Test 14	1		
15	USA Bin 5 Radar Test 15	1		
16	USA Bin 5 Radar Test 16	1		
17	USA Bin 5 Radar Test 17	1		
18	USA Bin 5 Radar Test 18	1		
19	USA Bin 5 Radar Test 19	1		
20	USA Bin 5 Radar Test 20	1		
21	USA Bin 5 Radar Test 21	1		
22	USA Bin 5 Radar Test 22	1		
23	USA Bin 5 Radar Test 23	1		
24	USA Bin 5 Radar Test 24	1		
25	USA Bin 5 Radar Test 25	1		
26	USA Bin 5 Radar Test 26	1		
27	USA Bin 5 Radar Test 27	1		
28	USA Bin 5 Radar Test 28	1		
29	USA Bin 5 Radar Test 29	1		
30	USA Bin 5 Radar Test 30	1		



## USA Bin 5 Trial #1

Burst #	Pulses	Frequency (MHz)	Chirp (MHz)	PW (uS)	Inter-pulse spacing (uS)	Inter-pulse spacing (uS)	Pulse Start (S)
1	3	5500	20	100	1298	1585	0.34515
2	1	5500	20	100			1.119259
3	1	5500	20	60			1.292397
4	2	5500	20	55	1116		2.280123
5	1	5500	20	50			2.812875
6	1	5500	20	70			3.375061
7	1	5500	20	80			4.36626
8	1	5500	20	100			4.902634
9	2	5500	20	100	1378		5.417995
10	1	5500	20	70			6.034573
11	2	5500	20	55	1198		6.911187
12	3	5500	20	50	1945	1354	7.309601
13	3	5500	20	65	1265	1250	7.790613
14	3	5500	20	95	1134	1084	8.465492
15	1	5500	20	65			9.458765
16	3	5500	20	75	1891	1028	9.74911
17	2	5500	20	100	1003		10.388919
18	1	5500	20	95			11.368148
19	2	5500	20	95	1782		11.56693

## USA Bin 5 Trial #2

Burst #	Pulses	Frequency (MHz)	Chirp (MHz)	PW (uS)	Inter-pulse spacing (uS)	Inter-pulse spacing (uS)	Pulse Start (S)
1	3	5497.6	14	75	1060	1987	0.511567
2	2	5497.6	14	100	1539		1.270923
3	3	5497.6	14	50	1998	1433	1.754226
4	1	5497.6	14	60			2.406175
5	2	5497.6	14	50	1225		3.263886
6	2	5497.6	14	50	1850		4.126463
7	1	5497.6	14	95			4.875785
8	1	5497.6	14	90			6.068815
9	3	5497.6	14	85	1729	1825	6.689826
10	2	5497.6	14	65	1278		7.526312
11	3	5497.6	14	75	1564	1820	8.612855
12	2	5497.6	14	75	1172		9.542053
13	1	5497.6	14	60			9.789264
14	2	5497.6	14	95	1393		10.800534
15	3	5497.6	14	65	1129	1637	11.32493

## USA Bin 5 Trial #3



Burst #	Pulses	Frequency (MHz)	Chirp (MHz)	PW (uS)	Inter-pulse spacing (uS)	Inter-pulse spacing (uS)	Pulse Start (S)
1	3	5495.2	8	50	1864	1446	0.153032
2	3	5495.2	8	55	1506	1449	1.294905
3	3	5495.2	8	50	1564	1477	1.962171
4	2	5495.2	8	80	1679		2.678128
5	1	5495.2	8	70			3.314708
6	3	5495.2	8	80	1752	1284	4.306704
7	1	5495.2	8	75			5.006996
8	3	5495.2	8	100	1473	1097	5.886584
9	2	5495.2	8	60	1536		6.342871
10	3	5495.2	8	70	1224	1658	7.348655
11	3	5495.2	8	55	1257	1580	7.978286
12	2	5495.2	8	70	1992		8.46252
13	1	5495.2	8	70			9.025758
14	2	5495.2	8	65	1921		9.805286
15	3	5495.2	8	60	1356	1626	11.151701
16	2	5495.2	8	95	1649		11.492911

## USA Bin 5 Trial #4

Burst #	Pulses	Frequency (MHz)	Chirp (MHz)	PW (uS)	Inter-pulse spacing (uS)	Inter-pulse spacing (uS)	Pulse Start (S)
1	2	5494	5	55	1467		0.826108
2	3	5494	5	90	1942	1053	2.476259
3	1	5494	5	70			3.691109
4	1	5494	5	85			5.70987
5	2	5494	5	80	1983		7.087743
6	1	5494	5	75			7.570261
7	1	5494	5	75			10.045541
8	3	5494	5	80	1976	1651	10.779786

## USA Bin 5 Trial #5

Burst #	Pulses	Frequency (MHz)	Chirp (MHz)	PW (uS)	Inter-pulse spacing (uS)	Inter-pulse spacing (uS)	Pulse Start (S)
1	3	5495.2	8	70	1231	1058	0.935407
2	1	5495.2	8	70			1.296952
3	1	5495.2	8	80			3.567527
4	2	5495.2	8	95	1150		4.065471
5	3	5495.2	8	65	1452	1709	5.013212
6	2	5495.2	8	95	1565		7.023146
7	3	5495.2	8	100	1911	1125	8.070096
8	3	5495.2	8	100	1253	1596	9.580629
9	2	5495.2	8	95	1317		10.652548
10	3	5495.2	8	80	1063	1174	10.861349





## USA Bin 5 Trial #6

Burst #	Pulses	Frequency (MHz)	Chirp (MHz)	PW (uS)	Inter-pulse spacing (uS)	Inter-pulse spacing (uS)	Pulse Start (S)
1	1	5494.8	7	100			0.169022
2	3	5494.8	7	65	1083	1989	1.060732
3	2	5494.8	7	70	1879		1.494551
4	3	5494.8	7	85	1651	1133	2.525882
5	2	5494.8	7	75	1930		3.155499
6	1	5494.8	7	60			3.631118
7	1	5494.8	7	95			4.633294
8	2	5494.8	7	55	1325		5.548183
9	2	5494.8	7	95	1613		6.117971
10	1	5494.8	7	60			6.775768
11	3	5494.8	7	75	1441	1735	7.344067
12	1	5494.8	7	50			7.896395
13	1	5494.8	7	55			8.798663
14	2	5494.8	7	100	1351		9.749642
15	2	5494.8	7	100	1380		10.176293
16	1	5494.8	7	55			10.77618
17	3	5494.8	7	65	1475	1770	11.47478

## USA Bin 5 Trial #7

Burst #	Pulses	Frequency (MHz)	Chirp (MHz)	PW (uS)	Inter-pulse spacing (uS)	Inter-pulse spacing (uS)	Pulse Start (S)
1	2	5499.2	18	55	1268		0.110745
2	3	5499.2	18	60	1577	1839	0.781657
3	2	5499.2	18	70	1869		1.744673
4	2	5499.2	18	60	1343		2.806811
5	3	5499.2	18	55	1697	1486	3.555144
6	1	5499.2	18	50			4.196706
7	3	5499.2	18	100	1444	1015	4.853121
8	1	5499.2	18	75			5.703802
9	3	5499.2	18	65	1374	1732	6.298062
10	3	5499.2	18	55	1145	1690	6.832751
11	3	5499.2	18	70	1305	1531	7.952755
12	1	5499.2	18	75			8.89765
13	3	5499.2	18	50	1035	1381	9.739833
14	1	5499.2	18	65			10.435673
15	1	5499.2	18	85			11.090371
16	1	5499.2	18	100			11.664076

## USA Bin 5 Trial #8

Burst #	Pulses	Frequency (MHz)	Chirp (MHz)	PW (uS)	Inter-pulse spacing (uS)	Inter-pulse spacing (uS)	Pulse Start (S)
---------	--------	-----------------	-------------	---------	--------------------------	--------------------------	-----------------



1	1	5496.4	11	50			0.450244
2	3	5496.4	11	95	1503	1273	1.95112
3	2	5496.4	11	75	1200		2.179089
4	2	5496.4	11	50	1643		3.023157
5	1	5496.4	11	100			4.28219
6	1	5496.4	11	80			5.957647
7	3	5496.4	11	85	1372	1646	6.695271
8	2	5496.4	11	75	1172		7.348988
9	1	5496.4	11	65			8.409426
10	2	5496.4	11	65	1588		9.221943
11	1	5496.4	11	65			10.350534
12	2	5496.4	11	100	1742		11.671517

USA Bin 5 Trial #9

Burst #	Pulses	Frequency (MHz)	Chirp (MHz)	PW (uS)	Inter-pulse spacing (uS)	Inter-pulse spacing (uS)	Pulse Start (S)
1	3	5497.6	14	100	1143	1875	0.243136
2	2	5497.6	14	90	1276		1.000946
3	3	5497.6	14	55	1708	1794	2.18326
4	3	5497.6	14	90	1125	1208	2.469314
5	1	5497.6	14	70			3.746418
6	1	5497.6	14	70			4.322335
7	1	5497.6	14	75			5.003563
8	2	5497.6	14	90	1699		5.880604
9	2	5497.6	14	70	1532		6.717237
10	2	5497.6	14	80	1926		6.847422
11	3	5497.6	14	85	1497	1286	7.740772
12	3	5497.6	14	85	1377	1849	8.618891
13	3	5497.6	14	90	1540	1613	9.503938
14	3	5497.6	14	70	1983	1886	9.918065
15	2	5497.6	14	70	1216		11.015328
16	2	5497.6	14	90	1610		11.528583

USA Bin 5 Trial #10

Burst #	Pulses	Frequency (MHz)	Chirp (MHz)	PW (uS)	Inter-pulse spacing (uS)	Inter-pulse spacing (uS)	Pulse Start (S)
1	3	5497.2	13	55	1165	1353	0.032459
2	3	5497.2	13	70	1946	1296	0.955097
3	3	5497.2	13	95	1750	1615	1.98955
4	1	5497.2	13	65			2.856173
5	1	5497.2	13	70			4.10593
6	1	5497.2	13	70			5.126495
7	1	5497.2	13	100			5.917589
8	3	5497.2	13	80	1504	1601	6.091521
9	3	5497.2	13	90	1364	1114	7.230304



10	2	5497.2	13	50	1531	8.34257
11	1	5497.2	13	75		8.870131
12	1	5497.2	13	55		9.566393
13	2	5497.2	13	70	1969	10.669436
14	1	5497.2	13	90		11.279511

## USA Bin 5 Trial #11

Burst #	Pulses	Frequency (MHz)	Chirp (MHz)	PW (uS)	Inter-pulse spacing (uS)	Inter-pulse spacing (uS)	Pulse Start (S)
1	2	5530	11	85	1276		1.094136
2	1	5530	11	80			2.109197
3	1	5530	11	50			3.883736
4	3	5530	11	85	1621	1318	5.756319
5	3	5530	11	95	1399	1013	7.350118
6	3	5530	11	80	1158	1524	8.259389
7	3	5530	11	50	1096	1034	9.349487
8	3	5530	11	90	1627	1883	11.129822

## USA Bin 5 Trial #12

Burst #	Pulses	Frequency (MHz)	Chirp (MHz)	PW (uS)	Inter-pulse spacing (uS)	Inter-pulse spacing (uS)	Pulse Start (S)
1	3	5530	14	80	1176	1158	0.69076
2	1	5530	14	80			1.245503
3	2	5530	14	65	1045		2.430839
4	3	5530	14	75	1892	1462	3.618583
5	2	5530	14	75	1438		4.589436
6	3	5530	14	90	1571	1819	5.056079
7	2	5530	14	70	1295		5.823999
8	2	5530	14	65	1366		7.187395
9	3	5530	14	50	1418	1991	7.481381
10	2	5530	14	70	1460		8.4856
11	3	5530	14	55	1672	1278	9.73747
12	3	5530	14	75	1122	1316	10.752887
13	3	5530	14	75	1488	1529	11.190472

## USA Bin 5 Trial #13

Burst #	Pulses	Frequency (MHz)	Chirp (MHz)	PW (uS)	Inter-pulse spacing (uS)	Inter-pulse spacing (uS)	Pulse Start (S)
1	2	5530	6	75	1134		1.101056
2	1	5530	6	60			2.379348
3	3	5530	6	55	1059	1770	2.944541
4	3	5530	6	85	1860	1646	4.038068
5	3	5530	6	65	1036	1955	4.926989
6	3	5530	6	90	1521	1577	6.325847
7	3	5530	6	95	1595	1079	7.885131



8	3	5530	6	85	1770	1751	9.513228
9	2	5530	6	95	1786		10.750088
10	1	5530	6	75			11.438585

USA Bin 5 Trial #14

Burst #	Pulses	Frequency (MHz)	Chirp (MHz)	PW (uS)	Inter-pulse spacing (uS)	Inter-pulse spacing (uS)	Pulse Start (S)
1	2	5530	20	85	1105		0.060725
2	2	5530	20	90	1249		1.213989
3	1	5530	20	85			1.784565
4	2	5530	20	50	1654		3.214217
5	3	5530	20	65	1658	1959	3.725962
6	3	5530	20	65	1330	1241	5.134805
7	3	5530	20	100	1762	1367	5.472155
8	3	5530	20	85	1583	1955	6.197383
9	3	5530	20	80	1851	1999	6.89481
10	3	5530	20	85	1168	1522	7.771709
11	3	5530	20	95	1287	1974	8.585983
12	2	5530	20	75	1508		9.629182
13	3	5530	20	60	1063	1161	10.879787
14	2	5530	20	80	1683		11.937847

## USA Bin 5 Trial #15

Burst #	Pulses	Frequency (MHz)	Chirp (MHz)	PW (uS)	Inter-pulse spacing (uS)	Inter-pulse spacing (uS)	Pulse Start (S)
1	2	5530	12	60	1619		0.612871
2	1	5530	12	55			1.121851
3	1	5530	12	60			2.354332
4	2	5530	12	100	1093		2.471657
5	1	5530	12	55			3.588363
6	3	5530	12	85	1134	1159	4.733324
7	3	5530	12	50	1746	1046	5.183192
8	2	5530	12	95	1095		5.688963
9	3	5530	12	85	1094	1826	6.753905
10	2	5530	12	70	1486		7.296979
11	3	5530	12	75	1698	1234	8.211387
12	3	5530	12	65	1613	1136	9.425873
13	3	5530	12	80	1712	1268	9.716048
14	2	5530	12	100	1188		10.50077
15	2	5530	12	60	1266		11.608856

## USA Bin 5 Trial #16

Burst #	Pulses	Frequency (MHz)	Chirp (MHz)	PW (uS)	Inter-pulse spacing (uS)	Inter-pulse spacing (uS)	Pulse Start (S)
1	2	5530	17	50	1156		0.755587



2	3	5530	17	85	1195	1828	1.185262
3	1	5530	17	90			2.764571
4	2	5530	17	55	1692		3.565006
5	1	5530	17	75			4.400703
6	2	5530	17	90	1225		4.990426
7	3	5530	17	65	1907	1870	6.326557
8	1	5530	17	80			7.175333
9	2	5530	17	85	1249		8.061644
10	1	5530	17	85			8.725299
11	3	5530	17	90	1812	1119	9.750693
12	2	5530	17	100	1216		10.639441
13	1	5530	17	60			11.534216

## USA Bin 5 Trial #17

Burst #	Pulses	Frequency (MHz)	Chirp (MHz)	PW (uS)	Inter-pulse spacing (uS)	Inter-pulse spacing (uS)	Pulse Start (S)
1	2	5530	12	85	1224		0.811859
2	3	5530	12	55	1784	1069	2.138102
3	1	5530	12	90			3.399877
4	1	5530	12	90			5.270012
5	1	5530	12	55			6.835604
6	1	5530	12	70			8.350535
7	3	5530	12	90	1480	1788	9.529898
8	2	5530	12	70	1668		11.675636

## USA Bin 5 Trial #18

Burst #	Pulses	Frequency (MHz)	Chirp (MHz)	PW (uS)	Inter-pulse spacing (uS)	Inter-pulse spacing (uS)	Pulse Start (S)
1	2	5530	16	70	1349		0.61011
2	2	5530	16	85	1903		0.892633
3	2	5530	16	75	1698		1.621643
4	2	5530	16	80	1522		2.437913
5	3	5530	16	50	1815	1766	3.880458
6	3	5530	16	100	1399	1747	4.23478
7	1	5530	16	70			4.848632
8	3	5530	16	100	1322	1193	5.7453
9	1	5530	16	55			7.039492
10	3	5530	16	85	1179	1414	7.812692
11	2	5530	16	80	1190		8.51875
12	1	5530	16	90			9.283219
13	1	5530	16	95			10.284684
14	3	5530	16	65	1569	1109	10.90153
15	1	5530	16	65			11.676924

## USA Bin 5 Trial #19



Burst #	Pulses	Frequency (MHz)	Chirp (MHz)	PW (uS)	Inter-pulse spacing (uS)	Inter-pulse spacing (uS)	Pulse Start (S)
1	1	5530	11	100			0.599018
2	1	5530	11	65			1.161595
3	2	5530	11	95	1592		1.459788
4	2	5530	11	65	1398		2.628741
5	1	5530	11	55			2.741103
6	2	5530	11	85	1531		3.84863
7	3	5530	11	85	1220	1707	4.438038
8	1	5530	11	55			5.276503
9	3	5530	11	70	1203	1034	5.702123
10	2	5530	11	80	1444		6.040313
11	3	5530	11	100	1002	1887	6.789569
12	2	5530	11	55	1160		7.786256
13	1	5530	11	70			8.269328
14	1	5530	11	80			9.25332
15	1	5530	11	75			9.557584
16	2	5530	11	90	1198		10.211314
17	2	5530	11	65	1903		10.93279
18	1	5530	11	55			11.965676

USA Bin 5 Trial #20

Burst #	Pulses	Frequency (MHz)	Chirp (MHz)	PW (uS)	Inter-pulse spacing (uS)	Inter-pulse spacing (uS)	Pulse Start (S)
1	1	5530	15	85			0.497535
2	3	5530	15	90	1770	1488	1.088839
3	1	5530	15	55			1.310724
4	1	5530	15	65			2.31228
5	2	5530	15	85	1385		2.52731
6	1	5530	15	80			3.422687
7	2	5530	15	80	1643		3.697924
8	1	5530	15	55			4.24148
9	2	5530	15	65	1217		4.815797
10	3	5530	15	80	1734	1254	5.758732
11	1	5530	15	75			6.263009
12	1	5530	15	90			6.637951
13	2	5530	15	55	1634		7.357814
14	1	5530	15	80			8.130852
15	1	5530	15	55			8.431286
16	2	5530	15	55	1075		9.553304
17	3	5530	15	75	1954	1174	9.697199
18	2	5530	15	100	1720		10.740011
19	1	5530	15	65			10.83157
20	2	5530	15	55	1583		11.934043



## USA Bin 5 Trial #21

Burst #	Pulses	Frequency (MHz)	Chirp (MHz)	PW (uS)	Inter-pulse spacing (uS)	Inter-pulse spacing (uS)	Pulse Start (S)
1	3	5560.8	18	95	1870	1201	0.385805
2	3	5560.8	18	55	1815	1619	0.854694
3	3	5560.8	18	80	1092	1379	1.594355
4	2	5560.8	18	80	1135		1.96337
5	3	5560.8	18	75	1866	1668	2.648113
6	1	5560.8	18	70			3.421723
7	1	5560.8	18	100			3.944877
8	3	5560.8	18	65	1905	1857	4.323424
9	1	5560.8	18	75			5.080714
10	2	5560.8	18	100	1578		5.962578
11	1	5560.8	18	85			6.197157
12	1	5560.8	18	70			7.108905
13	2	5560.8	18	60	1877		7.58115
14	1	5560.8	18	90			8.383095
15	1	5560.8	18	80			8.730448
16	2	5560.8	18	90	1222		9.544513
17	3	5560.8	18	70	1041	1031	10.127313
18	1	5560.8	18	70			10.276961
19	2	5560.8	18	80	1467		11.121716
20	3	5560.8	18	95	1718	1062	11.81043

## USA Bin 5 Trial #22

Burst #	Pulses	Frequency (MHz)	Chirp (MHz)	PW (uS)	Inter-pulse spacing (uS)	Inter-pulse spacing (uS)	Pulse Start (S)
1	3	5562	15	65	1735	1535	0.953209
2	2	5562	15	80	1167		1.703295
3	2	5562	15	65	1244		2.942336
4	2	5562	15	100	1439		5.0451
5	3	5562	15	65	1472	1573	6.465636
6	3	5562	15	70	1406	1090	7.848695
7	1	5562	15	100			8.715314
8	3	5562	15	95	1798	1652	10.601058
9	1	5562	15	100			11.122388

## USA Bin 5 Trial #23

Burst #	Pulses	Frequency (MHz)	Chirp (MHz)	PW (uS)	Inter-pulse spacing (uS)	Inter-pulse spacing (uS)	Pulse Start (S)
1	2	5563.2	12	55	1288		0.468037
2	1	5563.2	12	95			1.672837
3	1	5563.2	12	70			2.005774
4	2	5563.2	12	85	1269		3.252679



5	2	5563.2	12	85	1790		4.627988
6	2	5563.2	12	75	1024		5.179067
7	3	5563.2	12	55	1322	1820	6.321897
8	2	5563.2	12	50	1453		7.055531
9	2	5563.2	12	80	1376		8.530082
10	2	5563.2	12	70	1728		9.899966
11	2	5563.2	12	60	1760		10.126479
12	2	5563.2	12	75	1697		11.460836

## USA Bin 5 Trial #24

Burst #	Pulses	Frequency (MHz)	Chirp (MHz)	PW (uS)	Inter-pulse spacing (uS)	Inter-pulse spacing (uS)	Pulse Start (S)
1	1	5565.6	6	50			0.292094
2	1	5565.6	6	65			1.203359
3	1	5565.6	6	90			1.704116
4	2	5565.6	6	55	1173		2.488628
5	1	5565.6	6	90			2.661374
6	2	5565.6	6	90	1836		3.232832
7	3	5565.6	6	90	1771	1390	4.078175
8	2	5565.6	6	80	1644		5.014979
9	1	5565.6	6	60			5.264252
10	1	5565.6	6	75			5.787921
11	2	5565.6	6	50	1913		6.866779
12	2	5565.6	6	90	1425		7.198163
13	2	5565.6	6	95	1654		7.997491
14	2	5565.6	6	100	1130		8.233492
15	2	5565.6	6	75	1149		9.232641
16	1	5565.6	6	65			9.630475
17	1	5565.6	6	70			10.618786
18	3	5565.6	6	60	1028	1546	10.944305
19	3	5565.6	6	90	1657	1812	11.544399

## USA Bin 5 Trial #25

Burst #	Pulses	Frequency (MHz)	Chirp (MHz)	PW (uS)	Inter-pulse spacing (uS)	Inter-pulse spacing (uS)	Pulse Start (S)
1	2	5560	20	75	1861		0.593173
2	3	5560	20	80	1820	1746	1.205739
3	3	5560	20	60	1899	1334	1.849812
4	3	5560	20	90	1932	1360	3.606835
5	3	5560	20	90	1431	1240	3.961124
6	3	5560	20	65	1603	1962	4.653971
7	3	5560	20	80	1852	1946	6.242279
8	2	5560	20	65	1709		7.011503
9	3	5560	20	90	1950	1149	7.434068
10	3	5560	20	95	1045	1260	8.963472





11	2	5560	20	90	1658		10.043747
12	1	5560	20	100			10.909207
13	3	5560	20	55	1179	1281	11.253993

USA Bin 5 Trial #26

Burst #	Pulses	Frequency (MHz)	Chirp (MHz)	PW (uS)	Inter-pulse spacing (uS)	Inter-pulse spacing (uS)	Pulse Start (S)
1	3	5560.4	19	95	1628	1968	0.334847
2	2	5560.4	19	60	1172		0.870846
3	1	5560.4	19	60			2.01064
4	2	5560.4	19	70	1289		2.542238
5	3	5560.4	19	85	1603	1790	3.691305
6	3	5560.4	19	55	1644	1194	4.393665
7	3	5560.4	19	55	1682	1114	5.139277
8	2	5560.4	19	90	1017		5.816042
9	2	5560.4	19	70	1358		6.03158
10	3	5560.4	19	85	1420	1827	6.829288
11	2	5560.4	19	55	1925		8.074113
12	3	5560.4	19	100	1924	1706	8.319126
13	1	5560.4	19	95			9.212117
14	2	5560.4	19	65	1902		10.361009
15	1	5560.4	19	55			10.876905
16	1	5560.4	19	50			11.381964

## USA Bin 5 Trial #27

Burst #	Pulses	Frequency (MHz)	Chirp (MHz)	PW (uS)	Inter-pulse spacing (uS)	Inter-pulse spacing (uS)	Pulse Start (S)
1	3	5565.6	6	75	1886	1551	0.375253
2	3	5565.6	6	70	1087	1757	0.958071
3	2	5565.6	6	85	1390		2.198976
4	2	5565.6	6	95	1813		2.502396
5	3	5565.6	6	90	1531	1964	3.671228
6	2	5565.6	6	90	1958		3.824773
7	2	5565.6	6	55	1445		4.788761
8	1	5565.6	6	90			5.915557
9	2	5565.6	6	100	1173		6.738706
10	2	5565.6	6	50	1067		6.755374
11	1	5565.6	6	80			7.815124
12	1	5565.6	6	75			8.335372
13	3	5565.6	6	65	1495	1119	9.227514
14	1	5565.6	6	60			10.203455
15	3	5565.6	6	100	1144	1951	10.649249
16	3	5565.6	6	60	1864	1227	11.800456

## USA Bin 5 Trial #28



Burst #	Pulses	Frequency (MHz)	Chirp (MHz)	PW (uS)	Inter-pulse spacing (uS)	Inter-pulse spacing (uS)	Pulse Start (S)
1	2	5566	5	85	1078		0.273793
2	3	5566	5	75	1377	1937	0.737899
3	3	5566	5	60	1472	1220	1.402973
4	2	5566	5	50	1431		2.043318
5	2	5566	5	65	1209		2.566999
6	2	5566	5	65	1200		3.216448
7	3	5566	5	80	1290	1047	3.769588
8	3	5566	5	65	1115	1137	4.467365
9	1	5566	5	75			5.39929
10	2	5566	5	75	1627		5.967319
11	2	5566	5	75	1816		6.307987
12	2	5566	5	75	1223		7.005672
13	2	5566	5	75	1047		7.417901
14	1	5566	5	70			8.240142
15	2	5566	5	75	1893		8.829478
16	1	5566	5	50			9.270927
17	3	5566	5	50	1563	1262	9.621235
18	1	5566	5	100			10.356938
19	1	5566	5	90			11.297013
20	1	5566	5	90			11.465553

## USA Bin 5 Trial #29

Burst #	Pulses	Frequency (MHz)	Chirp (MHz)	PW (uS)	Inter-pulse spacing (uS)	Inter-pulse spacing (uS)	Pulse Start (S)
1	1	5562.4	14	55			0.567206
2	2	5562.4	14	55	1075		0.879548
3	3	5562.4	14	50	1261	1219	1.56142
4	2	5562.4	14	55	1590		2.239552
5	1	5562.4	14	95			3.27034
6	1	5562.4	14	85			3.555946
7	2	5562.4	14	90	1790		4.93476
8	1	5562.4	14	75			5.019327
9	3	5562.4	14	70	1843	1065	6.03939
10	3	5562.4	14	100	1793	1495	6.597904
11	3	5562.4	14	95	1433	1217	7.548927
12	2	5562.4	14	95	1609		7.878759
13	3	5562.4	14	80	1173	1679	8.765423
14	2	5562.4	14	95	1894		9.721036
15	3	5562.4	14	90	1132	1062	9.940481
16	1	5562.4	14	70			10.861129
17	2	5562.4	14	65	1093		11.877723

## USA Bin 5 Trial #30



Burst #	Pulses	Frequency (MHz)	Chirp (MHz)	PW (uS)	Inter-pulse spacing (uS)	Inter-pulse spacing (uS)	Pulse Start (S)
1	2	5563.6	11	55	1243		0.565787
2	2	5563.6	11	85	1378		2.616097
3	1	5563.6	11	95			3.007888
4	3	5563.6	11	80	1134	1200	4.182738
5	3	5563.6	11	95	1894	1895	6.126646
6	2	5563.6	11	75	1353		7.726807
7	3	5563.6	11	100	1259	1262	8.634696
8	2	5563.6	11	75	1481		9.632214
9	2	5563.6	11	50	1824		11.07456



\*See the Bin6 Radar Characteristics at the end of this report.

**Channel 5530MHz, 80MHz BW, USA Frequency Hopping Radar Statistical Performance**

<b>Trial #</b>	<b>Name</b>	<b>1=Detection 0=No Detection</b>	<b>Detection Percentage</b>	<b>Limit</b>
1	USA Bin 6 Radar Test 1	1	96.7%	70.0%
2	USA Bin 6 Radar Test 2	1		
3	USA Bin 6 Radar Test 3	1		
4	USA Bin 6 Radar Test 4	1		
5	USA Bin 6 Radar Test 5	1		
6	USA Bin 6 Radar Test 6	0		
7	USA Bin 6 Radar Test 7	1		
8	USA Bin 6 Radar Test 8	1		
9	USA Bin 6 Radar Test 9	1		
10	USA Bin 6 Radar Test 10	1		
11	USA Bin 6 Radar Test 11	1		
12	USA Bin 6 Radar Test 12	1		
13	USA Bin 6 Radar Test 13	1		
14	USA Bin 6 Radar Test 14	1		
15	USA Bin 6 Radar Test 15	1		
16	USA Bin 6 Radar Test 16	1		
17	USA Bin 6 Radar Test 17	1		
18	USA Bin 6 Radar Test 18	1		
19	USA Bin 6 Radar Test 19	1		
20	USA Bin 6 Radar Test 20	1		
21	USA Bin 6 Radar Test 21	1		
22	USA Bin 6 Radar Test 22	1		
23	USA Bin 6 Radar Test 23	1		
24	USA Bin 6 Radar Test 24	1		
25	USA Bin 6 Radar Test 25	1		
26	USA Bin 6 Radar Test 26	1		
27	USA Bin 6 Radar Test 27	1		
28	USA Bin 6 Radar Test 28	1		
29	USA Bin 6 Radar Test 29	1		
30	USA Bin 6 Radar Test 30	1		

## USA Frequency Hopping Trial #1

Hop #	Freq (GHz)	Pulse Start (mS)
7	5520	21
8	5552	24
9	5505	27
10	5536	30
18	5563	54
30	5559	90
31	5527	93
45	5504	135
58	5538	174
66	5496	198
68	5494	204
76	5546	228
80	5519	240
83	5525	249

## USA Frequency Hopping Trial #2

Hop #	Freq (GHz)	Pulse Start (mS)
4	5506	12
7	5522	21
9	5520	27
13	5562	39
24	5521	72
30	5567	90
55	5523	165
58	5564	174
70	5532	210
75	5555	225
85	5511	255
93	5509	279

## USA Frequency Hopping Trial #3

Hop #	Freq (GHz)	Pulse Start (mS)
10	5542	30
24	5568	72
28	5497	84
34	5502	102
37	5552	111
44	5495	132
48	5537	144
50	5547	150
54	5521	162
55	5539	165



56	5554	168
64	5560	192
94	5533	282
99	5517	297

## USA Frequency Hopping Trial #4

Hop #	Freq (GHz)	Pulse Start (mS)
5	5540	15
8	5508	24
20	5548	60
27	5529	81
31	5547	93
37	5568	111
39	5506	117
41	5531	123
48	5509	144
53	5534	159
59	5541	177
72	5535	216
74	5545	222
89	5546	267
91	5522	273
94	5555	282
96	5530	288

## USA Frequency Hopping Trial #5

Hop #	Freq (GHz)	Pulse Start (mS)
8	5564	24
11	5535	33
14	5504	42
19	5534	57
20	5513	60
21	5500	63
27	5517	81
33	5499	99
39	5542	117
40	5560	120
51	5518	153
56	5515	168
69	5561	207
71	5552	213
78	5507	234
79	5522	237
86	5554	258
88	5553	264



90	5523	270
95	5495	285

## USA Frequency Hopping Trial #6

Hop #	Freq (GHz)	Pulse Start (mS)
3	5558	9
5	5519	15
18	5517	54
22	5564	66
33	5567	99
39	5520	117
40	5562	120
44	5515	132
51	5510	153
54	5493	162
59	5526	177
60	5532	180
63	5537	189
67	5538	201
69	5516	207
74	5554	222
80	5568	240
83	5505	249
97	5535	291

## USA Frequency Hopping Trial #7

Hop #	Freq (GHz)	Pulse Start (mS)
1	5503	3
4	5552	12
15	5539	45
24	5542	72
34	5546	102
38	5520	114
42	5495	126
44	5543	132
47	5562	141
54	5528	162
60	5527	180
72	5498	216
79	5553	237
84	5505	252
95	5493	285
99	5559	297

## USA Frequency Hopping Trial #8



Hop #	Freq (GHz)	Pulse Start (mS)
3	5497	9
5	5492	15
28	5525	84
29	5555	87
30	5512	90
48	5498	144
59	5505	177
83	5537	249
90	5520	270
92	5518	276

## USA Frequency Hopping Trial #9

Hop #	Freq (GHz)	Pulse Start (mS)
7	5546	21
13	5518	39
20	5531	60
28	5495	84
30	5550	90
33	5563	99
34	5543	102
41	5521	123
45	5527	135
50	5519	150
52	5558	156
55	5509	165
61	5494	183
68	5526	204
77	5506	231
81	5513	243
92	5534	276
98	5559	294

## USA Frequency Hopping Trial #10

Hop #	Freq (GHz)	Pulse Start (mS)
0	5567	0
28	5539	84
38	5554	114
40	5503	120
54	5515	162
56	5514	168
59	5524	177
62	5556	186
64	5501	192





69	5545	207
71	5525	213
80	5512	240
83	5542	249
87	5495	261
88	5535	264

## USA Frequency Hopping Trial #11

Hop #	Freq (GHz)	Pulse Start (mS)
4	5501	12
9	5516	27
13	5558	39
14	5542	42
15	5555	45
18	5527	54
22	5537	66
27	5554	81
31	5567	93
34	5565	102
41	5508	123
48	5552	144
65	5568	195
70	5505	210
71	5548	213
77	5499	231

## USA Frequency Hopping Trial #12

Hop #	Freq (GHz)	Pulse Start (mS)
3	5509	9
9	5538	27
10	5501	30
29	5552	87
32	5534	96
44	5547	132
47	5551	141
52	5519	156
58	5498	174
64	5494	192
68	5527	204
76	5565	228
81	5540	243
82	5542	246
89	5556	267
92	5553	276
97	5515	291



Hop #	Freq (GHz)	Pulse Start (mS)
98	5561	294
USA Frequency Hopping Trial #13		
Hop #	Freq (GHz)	Pulse Start (mS)
1	5510	3
4	5538	12
7	5496	21
15	5535	45
24	5543	72
44	5498	132
48	5515	144
49	5564	147
60	5500	180
73	5539	219
74	5524	222
80	5505	240
85	5497	255
88	5541	264
91	5555	273
93	5567	279
96	5545	288

Hop #	Freq (GHz)	Pulse Start (mS)
USA Frequency Hopping Trial #14		
Hop #	Freq (GHz)	Pulse Start (mS)
1	5526	3
2	5527	6
3	5535	9
4	5521	12
6	5498	18
8	5566	24
15	5555	45
17	5511	51
22	5559	66
25	5512	75
26	5518	78
28	5517	84
31	5532	93
37	5494	111
40	5495	120
41	5545	123
45	5553	135
59	5529	177
82	5540	246
95	5499	285

USA Frequency Hopping Trial #15



Hop #	Freq (GHz)	Pulse Start (mS)
8	5535	24
13	5528	39
16	5509	48
24	5566	72
28	5510	84
43	5557	129
47	5529	141
55	5534	165
56	5498	168
60	5517	180
64	5513	192
77	5526	231
84	5562	252
95	5556	285
98	5518	294

**USA Frequency Hopping Trial #16**

Hop #	Freq (GHz)	Pulse Start (mS)
18	5565	54
21	5560	63
31	5502	93
32	5555	96
49	5499	147
54	5544	162
57	5527	171
58	5553	174
59	5514	177
92	5564	276
93	5519	279
97	5558	291
99	5540	297

**USA Frequency Hopping Trial #17**

Hop #	Freq (GHz)	Pulse Start (mS)
3	5513	9
7	5544	21
26	5558	78
32	5498	96
33	5494	99
37	5563	111
39	5525	117
41	5515	123
53	5510	159



55	5543	165
73	5566	219
75	5504	225
76	5506	228
78	5523	234
86	5511	258
87	5553	261
90	5505	270
98	5529	294

**USA Frequency Hopping Trial #18**

Hop #	Freq (GHz)	Pulse Start (mS)
4	5517	12
19	5536	57
26	5552	78
36	5543	108
49	5539	147
58	5553	174
68	5501	204
74	5555	222
78	5565	234
79	5506	237
83	5492	249
88	5567	264
91	5507	273
92	5557	276
95	5534	285

**USA Frequency Hopping Trial #19**

Hop #	Freq (GHz)	Pulse Start (mS)
4	5518	12
21	5536	63
29	5554	87
31	5567	93
33	5504	99
37	5555	111
43	5553	129
44	5541	132
48	5510	144
50	5556	150
54	5560	162
56	5506	168
60	5563	180
67	5523	201
69	5537	207



70	5543	210
75	5540	225
97	5509	291

**USA Frequency Hopping Trial #20**

Hop #	Freq (GHz)	Pulse Start (mS)
1	5518	3
13	5564	39
17	5501	51
21	5520	63
25	5507	75
29	5517	87
32	5536	96
41	5558	123
47	5527	141
57	5568	171
62	5494	186
69	5498	207
71	5503	213
72	5492	216
74	5550	222
81	5513	243
82	5551	246
83	5531	249
84	5510	252
85	5545	255
87	5500	261
88	5565	264
90	5567	270
92	5552	276

**USA Frequency Hopping Trial #21**

Hop #	Freq (GHz)	Pulse Start (mS)
0	5563	0
22	5495	66
27	5506	81
39	5530	117
44	5493	132
50	5527	150
53	5509	159
54	5544	162
58	5526	174
61	5516	183
69	5523	207
75	5515	225



79	5560	237
81	5499	243
84	5566	252
85	5500	255
86	5517	258
89	5510	267
90	5565	270
91	5511	273
96	5513	288
99	5551	297

## USA Frequency Hopping Trial #22

Hop #	Freq (GHz)	Pulse Start (mS)
11	5534	33
14	5559	42
22	5509	66
23	5562	69
31	5557	93
35	5542	105
42	5524	126
43	5565	129
50	5544	150
53	5517	159
55	5529	165
63	5558	189
66	5499	198
71	5503	213
74	5531	222
78	5551	234
87	5505	261
90	5528	270
91	5548	273

## USA Frequency Hopping Trial #23

Hop #	Freq (GHz)	Pulse Start (mS)
7	5557	21
8	5507	24
17	5530	51
37	5504	111
43	5527	129
49	5534	147
52	5520	156
66	5541	198
83	5501	249
84	5525	252



92	5539	276
96	5524	288
99	5559	297

## USA Frequency Hopping Trial #24

Hop #	Freq (GHz)	Pulse Start (mS)
16	5512	48
25	5497	75
27	5493	81
29	5498	87
39	5562	117
41	5514	123
44	5518	132
47	5500	141
53	5526	159
59	5550	177
63	5496	189
65	5510	195
73	5524	219
78	5540	234
81	5542	243
86	5520	258

## USA Frequency Hopping Trial #25

Hop #	Freq (GHz)	Pulse Start (mS)
10	5555	30
15	5506	45
17	5557	51
22	5567	66
31	5525	93
34	5537	102
35	5523	105
41	5568	123
48	5499	144
54	5509	162
55	5517	165
58	5516	174
59	5520	177
68	5507	204
70	5500	210
74	5552	222
76	5560	228
83	5527	249
91	5561	273

## USA Frequency Hopping Trial #26



Hop #	Freq (GHz)	Pulse Start (mS)
21	5507	63
24	5544	72
33	5567	99
36	5547	108
38	5534	114
39	5513	117
54	5500	162
56	5495	168
57	5553	171
62	5522	186
65	5515	195
72	5499	216
78	5526	234
84	5568	252
88	5509	264
90	5555	270
91	5536	273
93	5546	279

**USA Frequency Hopping Trial #27**

Hop #	Freq (GHz)	Pulse Start (mS)
4	5528	12
15	5518	45
16	5546	48
20	5505	60
26	5522	78
32	5544	96
33	5558	99
34	5512	102
35	5529	105
41	5567	123
46	5543	138
53	5523	159
60	5504	180
66	5496	198
69	5511	207
73	5492	219
76	5531	228
78	5494	234
85	5541	255
90	5510	270
92	5561	276
97	5497	291





98	5538	294
99	5524	297

**USA Frequency Hopping Trial #28**

Hop #	Freq (GHz)	Pulse Start (mS)
0	5505	0
2	5539	6
5	5564	15
12	5565	36
20	5537	60
28	5522	84
30	5531	90
31	5548	93
42	5504	126
55	5516	165
61	5524	183
65	5508	195
69	5517	207
72	5525	216
74	5566	222
77	5544	231
78	5528	234
81	5493	243
82	5502	246
83	5543	249
91	5514	273
94	5535	282

**USA Frequency Hopping Trial #29**

Hop #	Freq (GHz)	Pulse Start (mS)
22	5556	66
30	5549	90
35	5519	105
39	5560	117
42	5507	126
43	5547	129
44	5546	132
50	5558	150
61	5494	183
64	5513	192
73	5508	219
84	5562	252
85	5538	255
96	5568	288
99	5499	297



## USA Frequency Hopping Trial #30

Hop #	Freq (GHz)	Pulse Start (mS)
2	5531	6
32	5556	96
38	5518	114
45	5515	135
46	5557	138
47	5503	141
48	5495	144
49	5509	147
54	5492	162
68	5550	204
73	5547	219
77	5542	231
84	5517	252
90	5541	270
95	5512	285
98	5553	294

**Appendix C: List of Test Equipment Used to perform the test**

Equip#	Manufacturer/ Model	Description	Last Cal	Next Due
CIS-49514	National Instruments /PXI-1042	DFS Automation System	Cal before Use	Cal before Use
	National Instruments /PXI-5422	16-Bit 200MS/s AWG	Cal before Use	Cal before Use
	National Instruments /PXI-5422	16-Bit 200MS/s AWG	Cal before Use	Cal before Use
	National Instruments /PXI-2796	40GHz Dual 6x1 Multiplex	Cal before Use	Cal before Use
CIS055579	BWS20-W2 Aeroflex	SMA 20dB Attenuator	21-Jul-16	21-Jul-17
CIS055577	BWS20-W2 Aeroflex	SMA 20dB Attenuator	21-Jul-16	21-Jul-17
CIS054696	D3C2060 Ditom	Circulator	14-Nov-16	14-Nov-17
CIS054657	ZFSC-2-10G Mini-Circuits	Splitter	19-Sep-16	19-Sep-17
CIS055561	F120-S1S1-48 MegaPhase	SMA Cable 48"	15-Jul-16	15-Jul-17
CIS054635	F120-S1S1-48 Megaphase	SMA cable 48"	15-Jul-16	15-Jul-17
CIS055843	SMSM-A2PH-012 Dynawave	12" SMA Cable	29-Sep-16	29-Sep-17
CIS055842	SMSM-A2PH-012 Dynawave	12" SMA cable	29-Sep-16	29-Sep-17
CIS055874	SMSM-A2PH-024 Dynawave	24" SMA Cable	7-Oct-16	7-Oct-17
CIS055872	SMSM-A2PH-024 Dynawave	24" SMA Cable	7-Oct-16	7-Oct-17
CIS055868	SMSM-A2PH-024 Dynawave	24" SMA Cable	7-Oct-16	7-Oct-17
CIS055867	SMSM-A2PH-024 Dynawave	24" SMA Cable	7-Oct-16	7-Oct-17
CIS055170	RFLT4WDC40GK RF Lambda	4 Way Power Divider 40GHz	29-Nov-16	29-Nov-17
CIS050721	N9030A Keysight	PXA Signal Analyzer	30-Mar-16	30-Mar-17
CIS054303	N5182B Keysight	MXG X-Series RF Vector Signal Generator	6-Apr-16	6-Apr-17

**End**