



Dynamic Frequency Selection (DFS) Test Report

AIR-AP1562I-x-K9
AIR-AP1562D-x-K9
(x=A,B)

Cisco Aironet 802.11ac Dual Band Outdoor Access Points

FCC ID: LDK102104

IC: 2461B-102104

5250-5350, 5470-5725 MHz

Against the following Specifications:

CFR47 Part 15.407

RSS247

Cisco Systems

170 West Tasman Drive

San Jose, CA 95134

	
Author: Jose Aguirre Tested By:	Approved By: Jim Nicholson Title: Technical Leader, Engineering Revision: 1

This report replaces any previously entered test report under EDCS – **11386281** This test report has been electronically authorized and archived using the CISCO Engineering Document Control system.



This test report has been electronically authorized and archived using the CISCO Engineering Document Control system.

SECTION 1: OVERVIEW3

SECTION 2: ASSESSMENT INFORMATION4

 2.1 GENERAL4

 2.2 DATE OF TESTING6

 2.3 REPORT ISSUE DATE6

 2.4 TESTING FACILITIES6

 2.5 EQUIPMENT ASSESSED (EUT)6

SECTION 3: RESULT SUMMARY7

 3.1 RESULTS SUMMARY TABLE7

SECTION 4: SAMPLE DETAILS8

 4.1 SAMPLE DETAILS8

 4.2 SYSTEM DETAILS8

 4.3 MODE OF OPERATION DETAILS8

APPENDIX A: DYNAMIC FREQUENCY SELECTION (DFS)9

 A.1 UNII DEVICE DESCRIPTION9

 A.2 DFS DETECTION THRESHOLDS10

 A.3 RADAR TEST WAVEFORMS11

APPENDIX B: DYNAMIC FREQUENCY SELECTION / TEST RESULTS15

 B.1 TEST PROCEDURE/RESULTS20

 B.2 UNII DETECTION BANDWIDTH23

 B.3 INITIAL CHANNEL AVAILABILITY CHECK TIME56

 B.4 RADAR BURST AT THE BEGINNING OF THE CHANNEL AVAILABILITY CHECK TIME57

 B.5 RADAR BURST AT THE END OF THE CHANNEL AVAILABILITY CHECK TIME58

 B.6 IN-SERVICE MONITORING FOR CHANNEL MOVE TIME, CHANNEL CLOSING TRANSMISSION TIME AND
NON-OCCUPANCY PERIOD59

 B.7 STATISTICAL PERFORMANCE CHECK62

APPENDIX C: LIST OF TEST EQUIPMENT USED TO PERFORM THE TEST80



Section 1: Overview

The samples were assessed against the tests detailed in section 3 under the requirements of the following specifications:

Specifications:
CFR47 Part 15.407 RSS-247

RSS-247 section A9.3a allows the use of applicable FCC KDBs

Measurements were made in accordance with

- KDB 905462 D02 UNII DFS Compliance Procedures New Rules v02

Section 2: Assessment Information

2.1 General

This report contains an assessment of an apparatus against Electromagnetic Compatibility Standards based upon tests carried out on the samples submitted. The testing was performed by and for the use of Cisco systems Inc:

With regard to this assessment, the following points should be noted:

- a) The results contained in this report relate only to the items tested and were obtained in the period between the date of the initial assessment and the date of issue of the report. Manufactured products will not necessarily give identical results due to production and measurement tolerances.
- b) The apparatus was set up and exercised using the configuration and modes of operation defined in this report only.
- c) Where relevant, the apparatus was only assessed using the susceptibility criteria defined in this report and the Test Assessment Plan (TAP).
- d) All testing was performed under the following environmental conditions:

Temperature	15°C to 35°C (54°F to 95°F)
Atmospheric Pressure	860mbar to 1060mbar (25.4" to 31.3")
Humidity	10% to 75*%
- e) All AC testing was performed at one or more of the following supply voltages:
110V 60 Hz (+/-20%)

Units of Measurement

The units of measurements defined in the appendices are reported in specific terms, which are test dependent. Where radiated measurements are concerned these are defined at a particular distance. Basic voltage measurements are defined in units of [dBuV]

As an example, the basic calculation for all measurements is as follows:

$$\text{Emission level [dBuV]} = \text{Indicated voltage level [dBuV]} + \text{Cable Loss [dB]} + \text{Other correction factors [dB]}$$

The combinations of correction factors are dependent upon the exact test configurations [see test equipment lists for further details] and may include:-

Antenna Factors, Pre Amplifier Gain, LISN Loss, Pulse Limiter Loss and Filter Insertion Loss..

Note: to convert the results from dBuV/m to uV/m use the following formula:-

$$\text{Level in uV/m} = \text{Common Antilogarithm} [(X \text{ dBuV/m})/20] = Y \text{ uV/m}$$

Measurement Uncertainty Values

voltage and power measurements	± 2 dB
conducted EIRP measurements	± 1.4 dB
radiated measurements	± 3.2 dB
frequency measurements	± 2.4 10 ⁻⁷
temperature measurements	± 0.54°
humidity measurements	± 2.3%
DC and low frequency measurements	± 2.5%

Where relevant measurement uncertainty levels have been estimated for tests performed on the apparatus. This uncertainty represents an expanded uncertainty expressed at approximately the 95% confidence level using a coverage factor of k=2.

Radiated emissions (expanded uncertainty, confidence interval 95%)

30 MHz - 300 MHz	+/- 3.8 dB
300 MHz - 1000 MHz	+/- 4.3 dB
1 GHz - 10 GHz	+/- 4.0 dB
10 GHz - 18GHz	+/- 8.2 dB
18GHz - 26.5GHz	+/- 4.1 dB
26.5GHz - 40GHz	+/- 3.9 dB

Conducted emissions (expanded uncertainty, confidence interval 95%)

30 MHz – 40GHz	+/- 0.38 dB
----------------	-------------

A product is considered to comply with a requirement if the nominal measured value is below the limit line. The product is considered to not be in compliance in case the nominal measured value is above the limit line.

This report must not be reproduced except in full, without written approval of Cisco Systems.

**2.2 Date of testing**

8-Aug-16 – 12-Aug-16

2.3 Report Issue Date

20-August-16

Cisco uses an electronic system to issue, store and control the revision of test reports. This system is called the Engineering Document Control System (EDCS). The actual report issue date is embedded into the original file on EDCS. Any copies of this report, either electronic or paper, that are not on EDCS must be considered uncontrolled.

2.4 Testing facilities

This assessment was performed by:

Testing Laboratory

Cisco Systems, Inc.,
125 West Tasman Drive
San Jose, CA 95134, USA

Registration Numbers for Industry Canada

Cisco System Site	Address	Site Identifier
Building P, 10m Chamber	125 West Tasman Dr San Jose, CA 95134	Company #: 2461N-2
Building P, 5m Chamber	125 West Tasman Dr San Jose, CA 95134	Company #: 2461N-1
Building I, 5m Chamber	285 W. Tasman Drive San Jose, California 95134	Company #: 2461M-1

Test Engineers

Jose Aguirre

2.5 Equipment Assessed (EUT)

AIR-AP1562E-B-K9

Section 3: Result Summary**3.1 Results Summary Table****Conducted emissions**

Basic Standard	Technical Requirements / Details	Result
FCC 15.407 RSS-247	Dynamic Frequency Selection (DFS) Detection Threshold	Pass
FCC 15.407 RSS-247	Channel Availability Check Time	Pass
FCC 15.407 RSS-247	Channel Move Time	Pass
FCC 15.407 RSS-247	Channel Closing Time	Pass
FCC 15.407 RSS-247	Non-Occupancy Period	Pass
FCC 15.407 RSS-247	U-NII Detection Bandwidth	Pass



Section 4: Sample Details

Note: Each sample was evaluated to ensure that its condition was suitable to be used as a test sample prior to the commencement of testing.

4.1 Sample Details

Sample No.	Equipment Details	Manufacturer	Hardware Rev.	Firmware Rev.	Software Rev.	Serial Number
S01	AIR-AP1562y-B-K9	Cisco Systems	P2	9.1.8.1	9.0.5.5-W8964	RFDP2BML095
S02	AIR-PWRADPT-RGD1	Meanwell	A0	NA	NA	EB3F71752
S03	AIR-AP3802I-B-K9	Cisco Systems	01	9.1.7.2	9.0.5.5-W8964	RFPP1BS602

4.2 System Details

System Number	Description	Samples	System under test	Support equipment
1	AIR-AP1562y-B-K9	S01	<input checked="" type="checkbox"/>	<input type="checkbox"/>
	Support Power Supply	S02	<input type="checkbox"/>	<input checked="" type="checkbox"/>
	Support Client Equipment	S03	<input type="checkbox"/>	<input checked="" type="checkbox"/>

4.3 Mode of Operation Details

Mode#	Description	Comments
1	Continuous Transmitting	Continuous Transmitting

All measurements were made in accordance with

- KDB 905462 D02 UNII DFS Compliance Procedures New Rules v02



Appendix A: Dynamic Frequency Selection (DFS)

15.407: U-NII devices operating in the 5.25-5.35 GHz band and the 5.47-5.725 GHz band shall employ a TPC mechanism. The U-NII device is required to have the capability to operate at least 6 dB below the mean EIRP value of 30 dBm. A TPC mechanism is not required for systems with an e.i.r.p. of less than 500 mW.

U-NII devices operating in the 5.25-5.35 GHz and 5.47-5.725 GHz bands shall employ a DFS radar detection mechanism to detect the presence of radar systems and to avoid co-channel operation with radar systems.

A.1 UNII Device Description

1. The Cisco Aironet 802.11ac Access point operates in the following bands:
 - a. 5150-5250 MHz
 - b. 5250-5350 MHz
 - c. 5470-5725 MHz
 - d. 5725-5850 MHz

2. The maximum EIRP of the 5GHz equipment is 41 dBm, and the minimum possible EIRP is 6 dBm.

Below are the available 50 ohm antenna assemblies and their corresponding gains. 0dBi gain was used to set the -63 dBm threshold level (-64dBm +1 dB) during calibration of the test setup.

Frequency	Part Number	Antenna Type	Antenna Gain (dBi)	>30 degree 5 GHz Antenna Gain (dBi)
2.4/5 GHz	Internal (*)	Omni	7 / 4	2
	Internal (**)	Directional (Cross Polarized)	9 / 10	5

(*) Internal antenna for AIR-AP1562I-x-K9
 (**) Internal antenna for AIR-AP1562D-x-K9

3. System testing was performed with the designated MPEG test file that streams full motion video at 30 frames per second from the Master to the Client IP based system.
4. The Master requires 106.5 seconds to complete its power-on cycle.
5. Information regarding the parameters of the detected Radar Waveforms is not available to the end user.
6. For the 5250-5350 MHz and 5470-5725 MHz bands, the Master device provides, on aggregate, uniform loading of the spectrum across all devices by selecting an operating channel among the available channels using a random algorithm.

A.2 DFS Detection Thresholds

1. Interference Threshold values, Master or Client incorporating In-Service Monitoring

Maximum Transmit Power	Value (See Notes 1, 2, and 3)
EIRP \geq 200 milliwatt	-64 dBm
EIRP < 200 milliwatt and power spectral density < 10 dBm/MHz	-62 dBm
EIRP < 200 milliwatt that do not meet the power spectral density requirement	-64 dBm
<p>Note 1: This is the level at the input of the receiver assuming a 0 dBi receive antenna.</p> <p>Note 2: Throughout these test procedures an additional 1 dB has been added to the amplitude of the test transmission waveforms to account for variations in measurement equipment. This will ensure that the test signal is at or above the detection threshold level to trigger a DFS response.</p> <p>Note3: EIRP is based on the highest antenna gain. For MIMO devices refer to KDB Publication 662911 D01 v02r01.</p>	

2. DFS Response requirement values

Parameter	Value
<i>Non-occupancy period</i>	Minimum 30 minutes
<i>Channel Availability Check Time</i>	60 seconds
<i>Channel Move Time</i>	10 seconds See Note 1.
<i>Channel Closing Transmission Time</i>	200 milliseconds + an aggregate of 60 milliseconds over remaining 10 second period. See Notes 1 and 2.
<i>U-NII Detection Bandwidth</i>	Minimum 100% of the U-NII 99% transmission power bandwidth. See Note 3.
<p>Note 1: <i>Channel Move Time</i> and the <i>Channel Closing Transmission Time</i> should be performed with Radar Type 0. The measurement timing begins at the end of the Radar Type 0 burst.</p> <p>Note 2: The <i>Channel Closing Transmission Time</i> is comprised of 200 milliseconds starting at the beginning of the <i>Channel Move Time</i> plus any additional intermittent control signals required to facilitate a <i>Channel</i> move (an aggregate of 60 milliseconds) during the remainder of the 10 second period. The aggregate duration of control signals will not count quiet periods in between transmissions.</p> <p>Note 3: During the <i>U-NII Detection Bandwidth</i> detection test, radar type 0 should be used. For each frequency step the minimum percentage of detection is 90 percent. Measurements are performed with no data traffic.</p>	



A.3 Radar Test Waveforms

This section provides the parameters for required test waveforms, minimum percentage of successful detections, and the minimum number of trials that must be used for determining DFS conformance. Step intervals of 0.1 microsecond for Pulse Width, 1 microsecond for PRI, 1 MHz for chirp width and 1 for the number of pulses will be utilized for the random determination of specific test waveforms.

1. Short Pulse Radar Test Waveforms

Radar Type	Pulse Width (µsec)	PRI (µsec)	Number of Pulses	Minimum Percentage of Successful Detection	Minimum Numbers of Trials
0	1	1428	18	See Note 1	See Note 1
1	1	Test A: 15 unique PRI values randomly selected from the list of 23 PRI values in Table 5a	$\text{Roundup} \left\{ \begin{matrix} \left(\frac{1}{360} \right) \cdot \\ \left(\frac{19 \cdot 10^6}{\text{PRI}_{\mu\text{sec}}} \right) \end{matrix} \right\}$	60%	30
		Test B: 15 unique PRI values randomly selected within the range of 518-3066 µsec, with a minimum increment of 1 µsec, excluding PRI values selected in Test A			
2	1-5	150-230	23-29	60%	30
3	6-10	200-500	16-18	60%	30
4	11-20	200-500	12-16	60%	30
Aggregate (Radar Types 1-4)				80%	120
<p>Note 1: Short Pulse Radar Type 0 shall only be used for the channel availability and detection bandwidth tests. It should be noted that any of the radar test waveforms 0 – 4 can be used for the channel availability and detection bandwidth tests.</p>					

A minimum of 30 unique waveforms are required for each of the Short Pulse Radar Types 2 through 4. If more than 30 waveforms are used for Short Pulse Radar Types 2 through 4, then each additional waveform must also be unique and not repeated from the previous waveforms. If more than 30 waveforms are used for Short Pulse Radar Type 1, then each additional waveform is generated with Test B and must also be unique and not repeated from the previous waveforms in Tests A or B.



For example if in Short Pulse Radar Type 1 Test B a PRI of 3066 μ sec is selected, the number of pulses would be $\text{Roundup}\left\{\left(\frac{1}{360}\right) \cdot \left(\frac{19 \cdot 10^6}{3066}\right)\right\} = \text{Roundup}\{17.2\} = 18$

Table 5a – Pulse Repetition Intervals Values for Test A

Pulse Repetition Frequency Number	Pulse Repetition Frequency (Pulses Per Second)	Pulse Repetition Interval (Microseconds)
1	1930.5	518
2	1858.7	538
3	1792.1	558
4	1730.1	578
5	1672.2	598
6	1618.1	618
7	1567.4	638
8	1519.8	658
9	1474.9	678
10	1432.7	698
11	1392.8	718
12	1355.0	738
13	1319.3	758
14	1285.3	778
15	1253.1	798
16	1222.5	818
17	1193.3	838
18	1165.6	858
19	1139.0	878
20	1113.6	898
21	1089.3	918
22	1066.1	938
23	326.2	3066

The aggregate is the average of the percentage of successful detections of Short Pulse Radar Types 1-4. For example, the following table indicates how to compute the aggregate of percentage of successful detections.

Radar Type	Number of Trials	Number of Successful Detections	Minimum Percentage of Successful Detection
1	35	29	82.9%
2	30	18	60%
3	30	27	90%
4	50	44	88%
Aggregate (82.9% + 60% + 90% + 88%)/4 = 80.2%			

2. Long Pulse Radar Test Waveform

Radar Type	Pulse Width (µsec)	Chirp Width (MHz)	PRI (µsec)	Number of Pulses per Burst	Number of Bursts	Minimum Percentage of Successful Detection	Minimum Trials
5	50-100	5-20	1000- 2000	1-3	8-20	80%	30

The parameters for this waveform are randomly chosen. Thirty unique waveforms are required for the Long Pulse radar test signal. If more than 30 waveforms are used for the Long Pulse radar test signal, then each additional waveform must also be unique and not repeated from the previous waveforms.

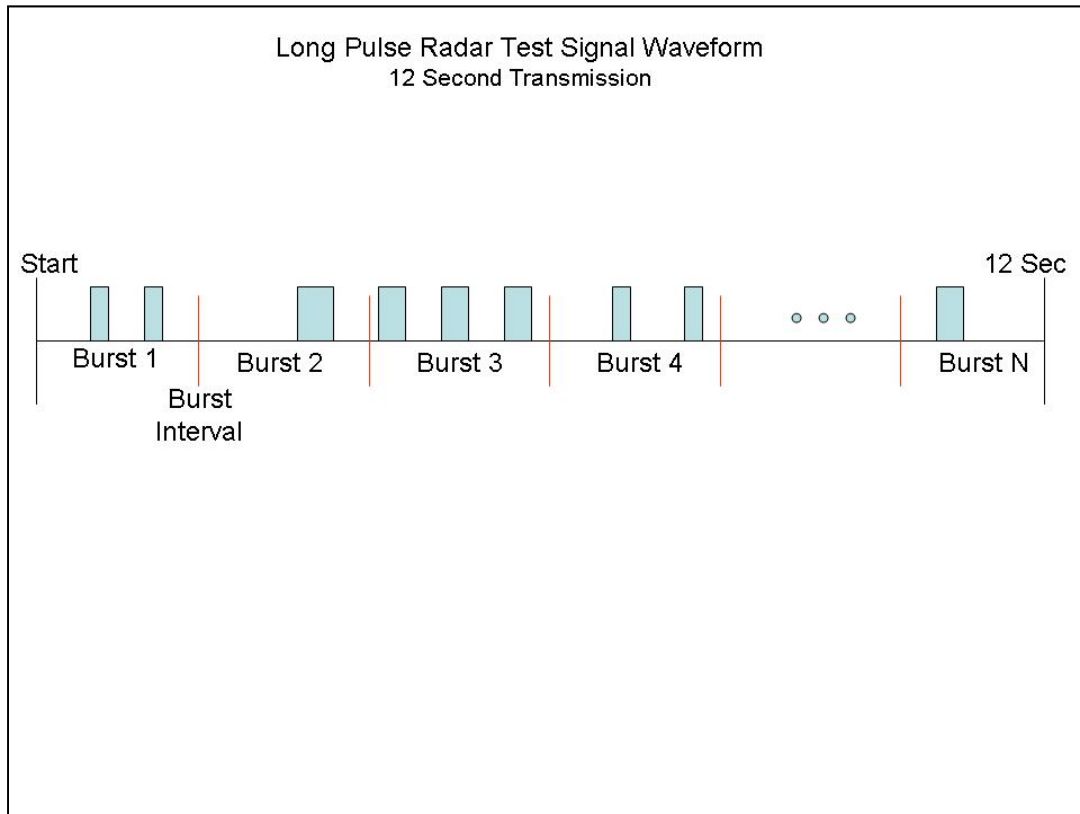
Each waveform is defined as follows:

- 1) The transmission period for the Long Pulse Radar test signal is 12 seconds.
- 2) There are a total of 8 to 20 Bursts in the 12 second period, with the number of Bursts being randomly chosen. This number is Burst_Count.
- 3) Each Burst consists of 1 to 3 pulses, with the number of pulses being randomly chosen. Each Burst within the 12 second sequence may have a different number of pulses.
- 4) The pulse width is between 50 and 100 microseconds, with the pulse width being randomly chosen. Each pulse within a Burst will have the same pulse width. Pulses in different Bursts may have different pulse widths.
- 5) Each pulse has a linear FM chirp between 5 and 20 MHz, with the chirp width being randomly chosen. Each pulse within a Burst will have the same chirp width. Pulses in different Bursts may have different chirp widths. The chirp is centered on the pulse. For example, with a radar frequency of 5300 MHz and a 20 MHz chirped signal, the chirp starts at 5290 MHz and ends at 5310 MHz.
- 6) If more than one pulse is present in a Burst, the time between the pulses will be between 1000 and 2000 microseconds, with the time being randomly chosen. If three pulses are present in a Burst, the time between the first and second pulses is chosen independently of the time between the second and third pulses.
- 7) The 12 second transmission period is divided into even intervals. The number of intervals is equal to Burst_Count. Each interval is of length $(12,000,000 / \text{Burst_Count})$ microseconds. Each interval contains one Burst. The start time for the Burst, relative to the beginning of the interval, is between 1 and $[(12,000,000 / \text{Burst_Count}) - (\text{Total Burst Length}) + (\text{One Random PRI Interval})]$ microseconds, with the start time being randomly chosen. The step interval for the start time is 1 microsecond. The start time for each Burst is chosen randomly.

A representative example of a Long Pulse radar test waveform:

- 1) The total test signal length is 12 seconds.
- 2) 8 Bursts are randomly generated for the Burst_Count.
- 3) Burst 1 has 2 randomly generated pulses.
- 4) The pulse width (for both pulses) is randomly selected to be 75 microseconds.
- 5) The PRI is randomly selected to be at 1213 microseconds.
- 6) Bursts 2 through 8 are generated using steps 3 – 5.
- 7) Each Burst is contained in even intervals of 1,500,000 microseconds. The starting location for Pulse 1, Burst 1 is randomly generated (1 to 1,500,000 minus the total Burst 1 length + 1 random PRI interval) at the 325,001 microsecond step. Bursts 2 through 8 randomly fall in successive 1,500,000 microsecond intervals (i.e. Burst 2 falls in the 1,500,001 – 3,000,000 microsecond range).

Graphical Representation of a Long Pulse radar Test Waveform



3. Long Pulse Radar Test Waveform

Radar Type	Pulse Width (µsec)	PRI (µsec)	Pulses per Hop	Hopping Rate (kHz)	Hopping Sequence Length (msec)	Minimum Percentage of Successful Detection	Minimum Trials
6	1	333	9	.333	300	70%	30

For the Frequency Hopping Radar Type, the same *Burst* parameters are used for each waveform. The hopping sequence is different for each waveform and a 100-length segment is selected¹ from the hopping sequence defined by the following algorithm:

The first frequency in a hopping sequence is selected randomly from the group of 475 integer frequencies from 5250 – 5724 MHz. Next, the frequency that was just chosen is removed from the group and a frequency is randomly selected from the remaining 474 frequencies in the group. This process continues until all 475 frequencies are chosen for the set. For selection of a random frequency, the frequencies remaining within the group are always treated as equally likely.



Appendix B: Dynamic Frequency Selection / Test Results

Standards Reference:

FCC 15.407 / RSS-247

Test Procedure

Ref. KDB 905462 D02 UNII DFS Compliance Procedures New Rules v02

Test parameters
Span = 0 Hz
RBW ≥ 3 MHz
VBW ≥ 3 MHz
Detector = Peak
Trace = Single Sweep

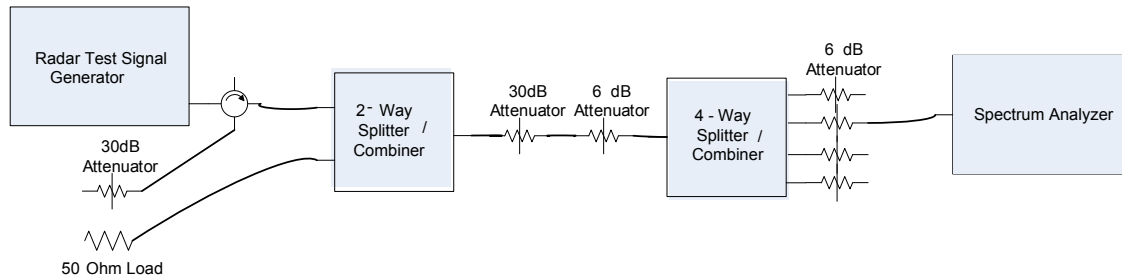
System Number	Description	Samples	System under test	Support equipment
1	AIR-AP1562E-B-K9	S01	<input checked="" type="checkbox"/>	<input type="checkbox"/>
	Support Power Supply	S02	<input type="checkbox"/>	<input checked="" type="checkbox"/>
	Support Client Equipment	S03	<input type="checkbox"/>	<input checked="" type="checkbox"/>

Tested By : Jose Aguirre	Date of testing: 8-Aug-16 – 12-Aug-16
Test Result : PASS	

See Appendix C for list of test equipment

The following equipment setup was used to calibrate the conducted Radar Waveform. A spectrum analyzer was used to establish the test signal level for each radar type. During this process there were no transmissions by either the Master or Client Device. The spectrum analyzer was switched to the zero span (Time Domain) mode at the frequency of the Radar Waveform generator. Peak detection was utilized. The spectrum analyzer resolution bandwidth (RBW) and video bandwidth (VBW) were set to 3 MHz.

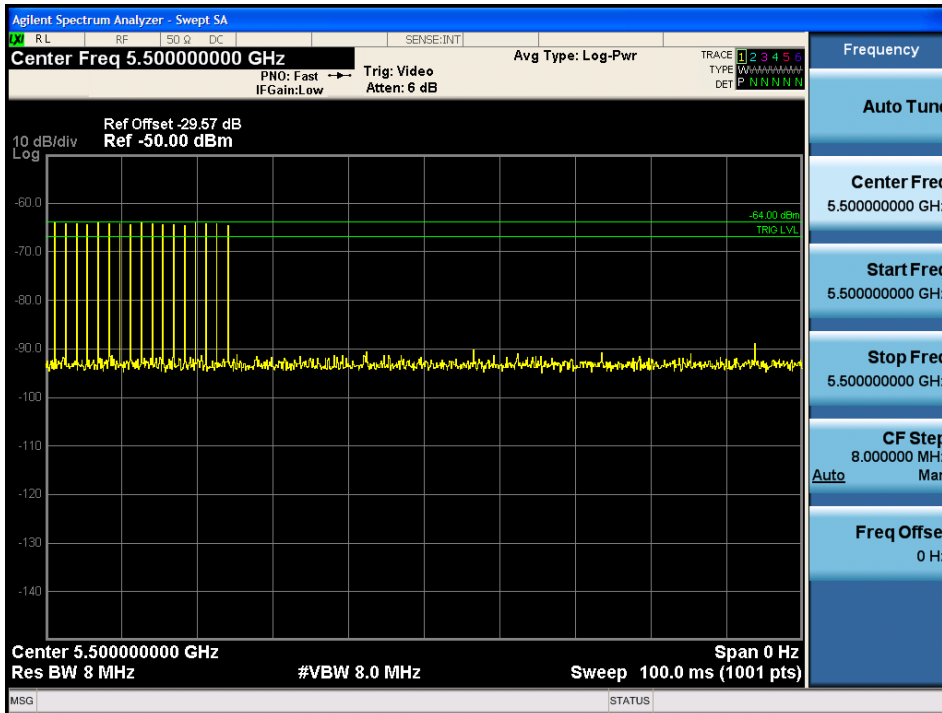
The signal generator amplitude was set so that the power level measured at the spectrum analyzer was -63dBm.



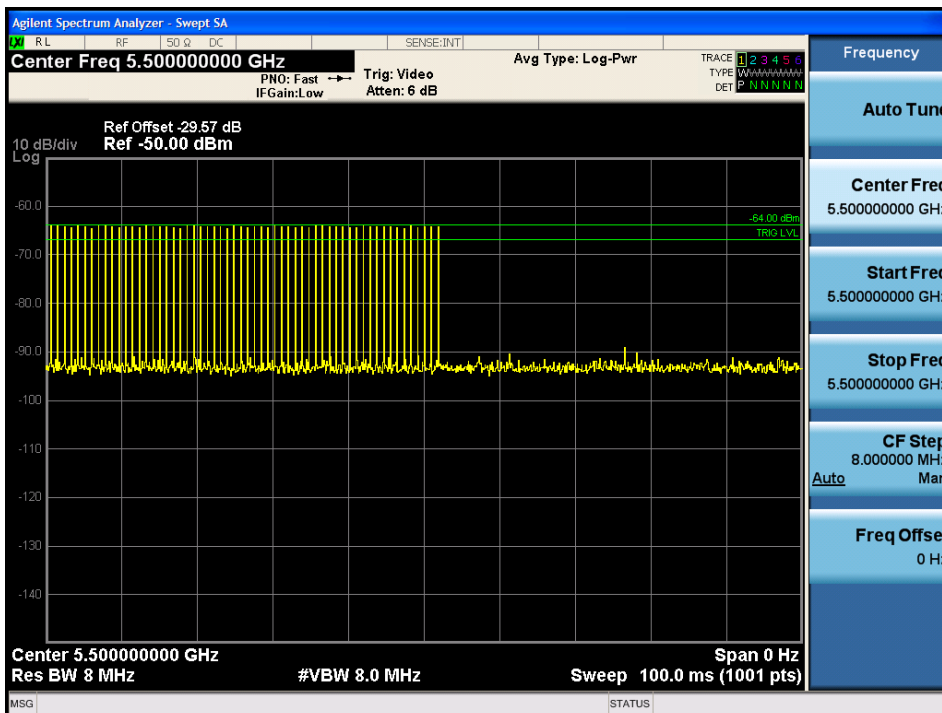
Conducted Calibration Setup



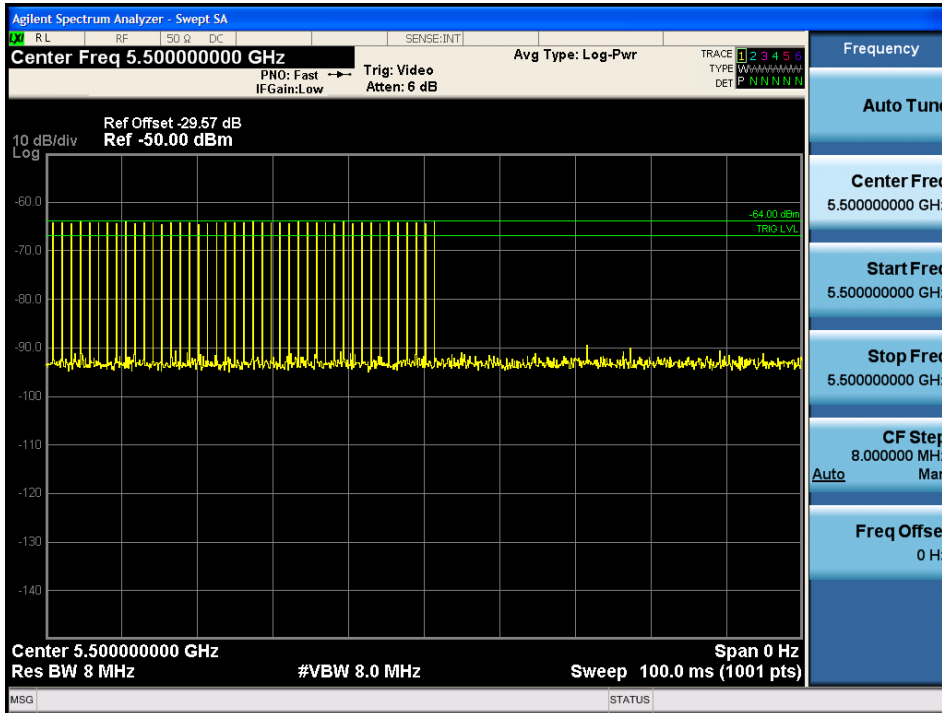
Following are the calibration plots for each of the required radar waveforms.



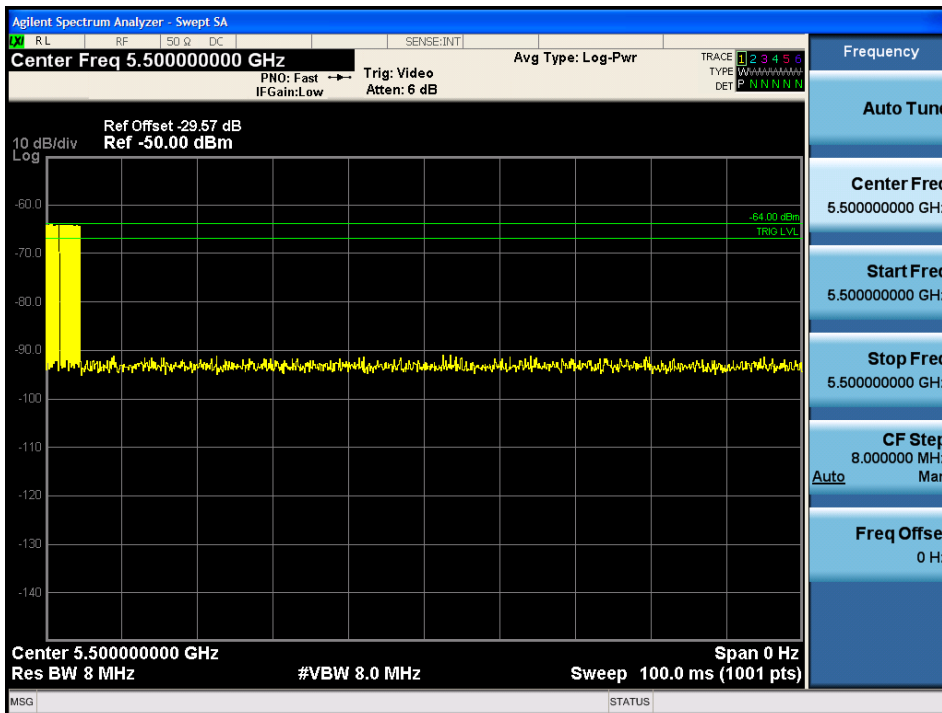
USA Bin 0 Radar Calibration



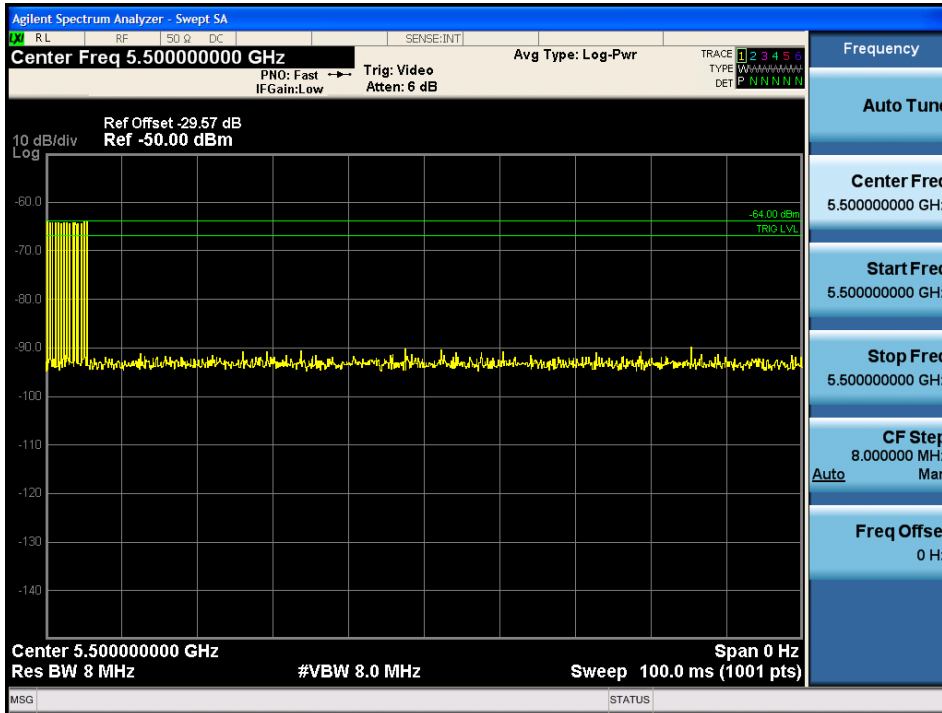
USA Bin 1A Radar Calibration



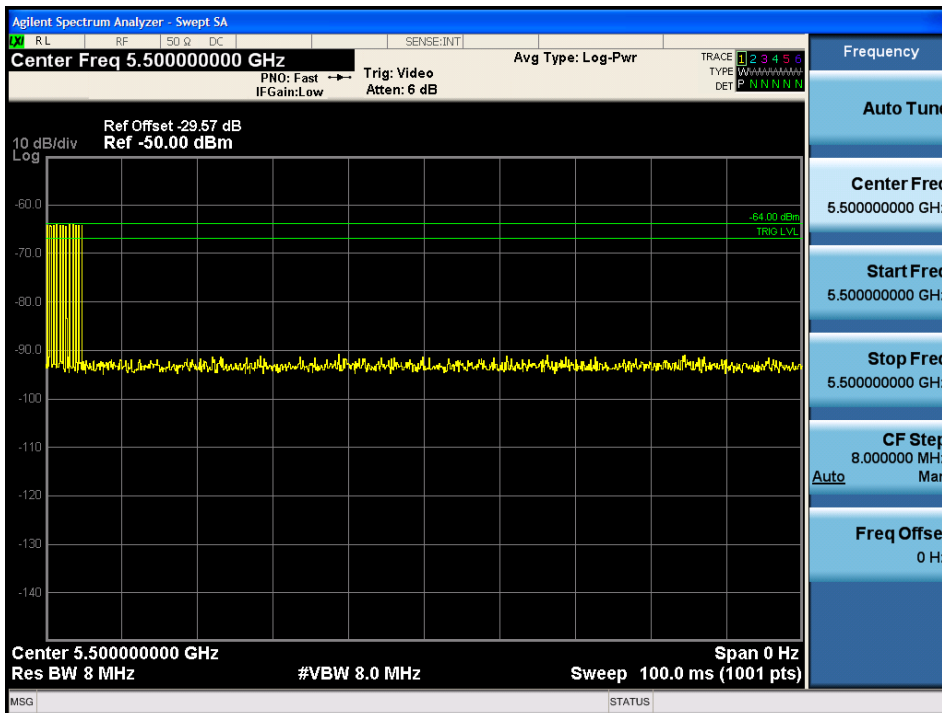
USA Bin 1B Radar Calibration



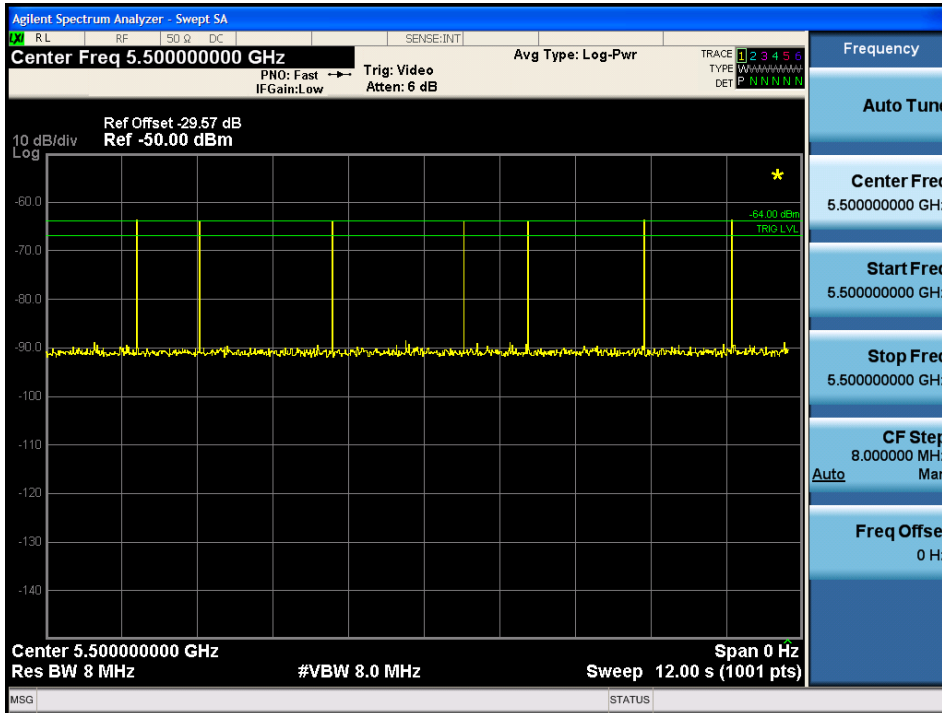
USA Bin 2 Radar Calibration



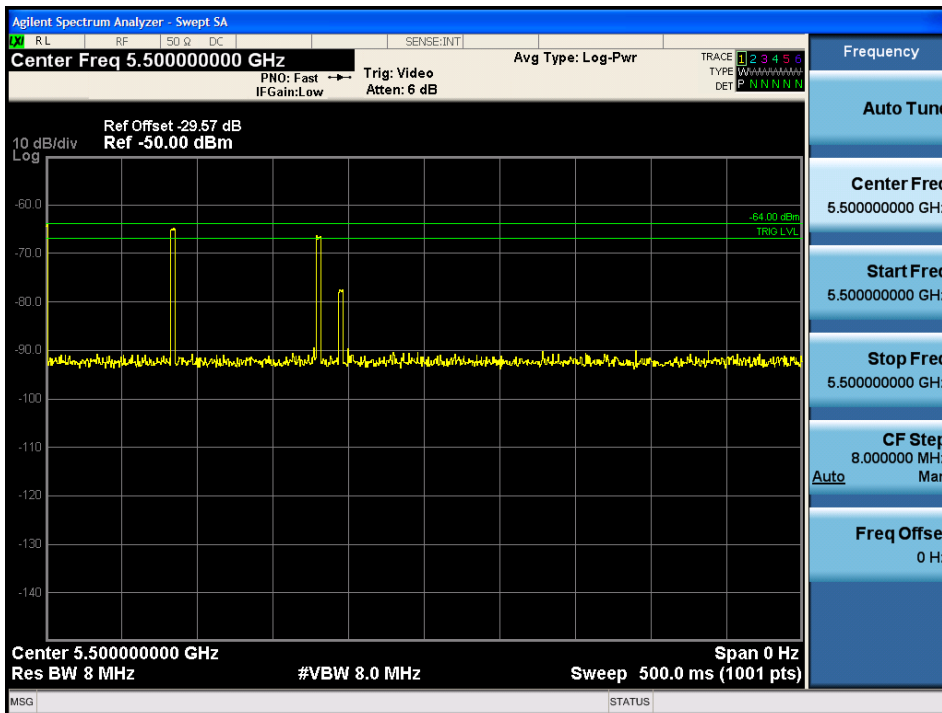
USA Bin 3 Radar Calibration



USA Bin 4 Radar Calibration



USA Bin 5 Radar Calibration



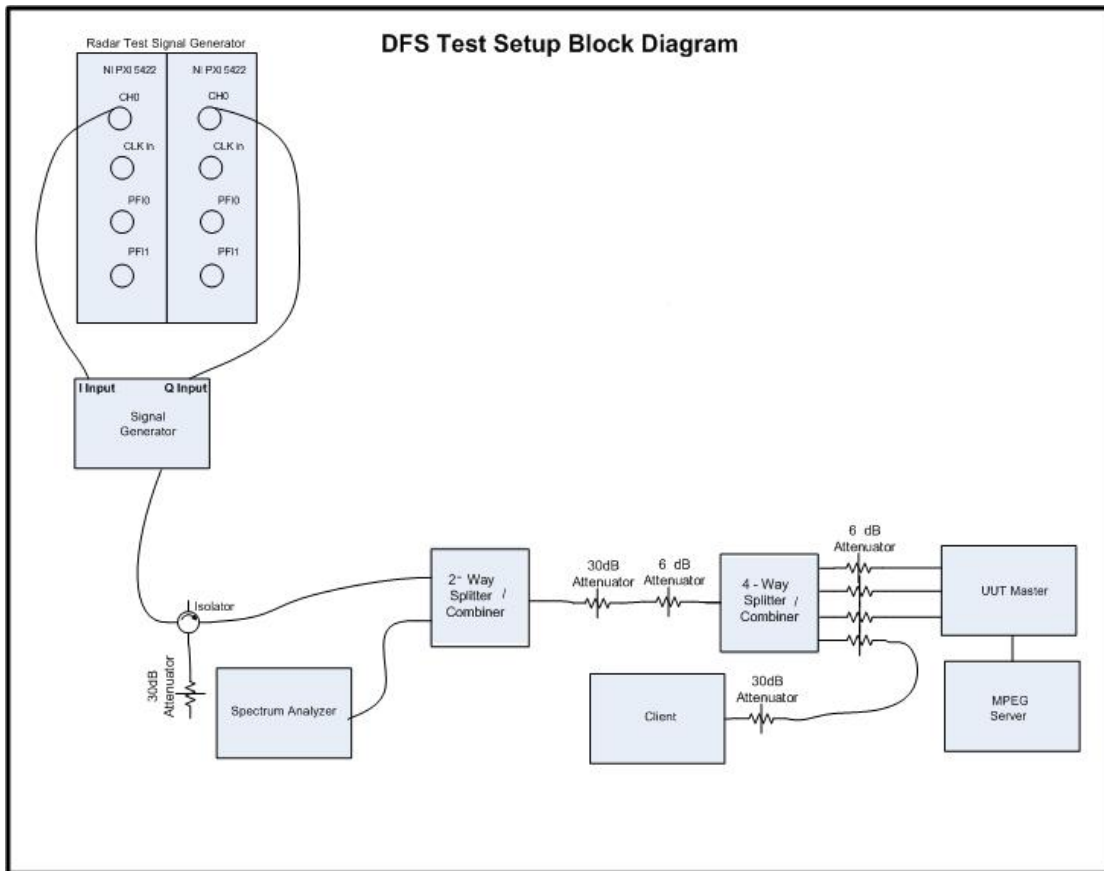
USA Frequency Hopping Radar Calibration

B.1 Test Procedure/Results


A spectrum analyzer is used as a monitor to verify that the UUT has vacated the Channel within the (Channel Closing Transmission Time and Channel Move Time) and does not transmit on a Channel during the

Non-Occupancy Period after the detection and Channel move. It is also used to monitor UUT transmissions during the Channel Availability Check Time.

Following is the test setup used to generate the Radar Waveforms, and for all DFS tests described herein.



Conducted Setup: Radar Test Waveforms are injected into the Master



Title: DFS Setup

B.2 UNII Detection Bandwidth

Test Procedure

Ref. KDB 905462 D02 UNII DFS Compliance Procedures New Rules v02 ,section 7.8.1

All UNII 20 MHz channels for this device have identical Channel bandwidths, all 40 MHz channels have identical Channel bandwidths, and all 80 MHz channels have identical Channel bandwidths. Therefore, all DFS testing was done at 5500 MHz. The 99% channel bandwidth for 20MHz signals is 18 MHz, the the 99% channel bandwidth for 40MHz signals is 36 MHz, and the 99% channel bandwidth for 80MHz signals is 76. (See the 26dB BW section of the RF report for further measurement details).

The generating equipment is configured as shown in the Conducted Test Setup above. A single *Burst* of the desired radar profile is produced at 5500MHz at a -63dBm level. The UUT is set up as a standalone device (no associated Client and no traffic).

A single radar Burst is generated for a minimum of 10 trials, and the response of the UUT is noted. The UUT must detect the Radar Waveform 90% or more of the time.

The radar frequency is increased in 1 MHz steps, repeating the above test sequence, until the detection rate falls below 90%. The highest frequency at which detection is greater than or equal to 90% is denoted as F_H .

The radar frequency is decreased in 1 MHz steps, repeating the above test sequence, until the detection rate falls below 90%. The lowest frequency at which detection is greater than or equal to 90% is denoted as F_L .

The U-NII Detection Bandwidth is calculated as follows:

$$\text{U-NII Detection Bandwidth} = F_H - F_L$$

The U-NII Detection Bandwidth must be at least 100% of the UUT transmitter 99% power bandwidth (18 MHz for 20MHz signals, 36 MHz for 40 MHz signals, and 76 MHz for 80 MHz signals); otherwise, the UUT does not comply with DFS requirements.

For the chirped Bin 5 radar, the U-NII Detection Bandwidth must be at least 80% of the UUT transmitter 99% power bandwidth (14 MHz for 20MHz signals, 28 MHz for 40 MHz signals, and 60 MHz for 80 MHz signals); otherwise, the UUT does not comply with DFS requirements.



Radars Frequency	DFS Detection Trials (1=Detection, Blank= No Detection)										Detection Rate (%)	Detection Bandwidth (MHz)	Limit (MHz)
	1	2	3	4	5	6	7	8	9	10			
5490	1	1	1	1	1	1	1	1	1	1	100	20	17
5491	1	1	1	1	1	1	1	1	1	1	100		
5492	1	1	1	1	1	1	1	1	1	1	100		
5493	1	1	1	1	1	1	1	1	1	1	100		
5494	1	1	1	1	1	1	1	1	1	1	100		
5495	1	1	1	1	1	1	1	1	1	1	100		
5496	1	1	1	1	1	1	1	1	1	1	100		
5497	1	1	1	1	1	1	1	1	1	1	100		
5498	1	1	1	1	1	1	1	1	1	1	100		
5499	1	1	1	1	1	1	1	1	1	1	100		
5500	1	1	1	1	1	1	1	1	1	1	100		
5501	1	1	1	1	1	1	1	1	1	1	100		
5502	1	1	1	1	1	1	1	1	1	1	100		
5503	1	1	1	1	1	1	1	1	1	1	100		
5504	1	1	1	1	1	1	1	1	1	1	100		
5505	1	1	1	1	1	1	1	1	1	1	100		
5506	1	1	1	1	1	1	1	1	1	1	100		
5507	1	1	1	1	1	1	1	1	1	1	100		
5508	1	1	1	1	1	1	1	1	1	1	100		
5509	1	1	1	1	1	1	1	1	1	1	100		
5510	1	1	1	1	1	0	1	1	1	1	90		

USA Bin 0 Radar



Radars Frequency	DFS Detection Trials (1=Detection, Blank= No Detection)										Detection Rate (%)	Detection Bandwidth (MHz)	Limit (MHz)
	1	2	3	4	5	6	7	8	9	10			
5490	1	1	1	1	1	1	1	1	1	1	100	20	17
5491	1	1	1	1	1	1	1	1	1	1	100		
5492	1	1	1	1	1	1	1	1	1	1	100		
5493	1	1	1	1	1	1	1	1	1	1	100		
5494	1	1	1	1	1	1	1	1	1	1	100		
5495	1	1	1	1	1	1	1	1	1	1	100		
5496	1	1	1	1	1	1	1	1	1	1	100		
5497	1	1	1	1	1	1	1	1	1	1	100		
5498	1	1	1	1	1	1	1	1	1	1	100		
5499	1	1	1	1	1	1	1	1	1	1	100		
5500	1	1	1	1	1	1	1	1	1	1	100		
5501	1	1	1	1	1	1	1	1	1	1	100		
5502	1	1	1	1	1	1	1	1	1	1	100		
5503	1	1	1	1	1	1	1	1	1	1	100		
5504	1	1	1	1	1	1	1	1	1	1	100		
5505	1	1	1	1	1	1	1	1	1	1	100		
5506	1	1	1	1	1	1	1	1	1	1	100		
5507	1	1	1	1	1	1	1	1	1	1	100		
5508	1	1	1	1	1	1	1	1	1	1	100		
5509	1	1	1	1	1	1	1	1	1	1	100		
5510	1	1	1	1	1	1	1	1	1	1	100		

USA Bin 1A Radar



Radars Frequency	DFS Detection Trials (1=Detection, Blank= No Detection)										Detection Rate (%)	Detection Bandwidth (MHz)	Limit (MHz)
	1	2	3	4	5	6	7	8	9	10			
5490	1	1	1	1	1	1	1	1	1	1	100	20	17
5491	1	1	1	1	1	1	1	1	1	1	100		
5492	1	1	1	1	1	1	1	1	1	1	100		
5493	1	1	1	1	1	1	1	1	1	1	100		
5494	1	1	1	1	1	1	1	1	1	1	100		
5495	1	1	1	1	1	1	1	1	1	1	100		
5496	1	1	1	1	1	1	1	1	1	1	100		
5497	1	1	1	1	1	1	1	1	1	1	100		
5498	1	1	1	1	1	1	1	1	1	1	100		
5499	1	1	1	1	1	1	1	1	1	1	100		
5500	1	1	1	1	1	1	1	1	1	1	100		
5501	1	1	1	1	1	1	1	1	1	1	100		
5502	1	1	1	1	1	1	1	1	1	1	100		
5503	1	1	1	1	1	1	1	1	1	1	100		
5504	1	1	1	1	1	1	1	1	1	1	100		
5505	1	1	1	1	1	1	1	1	1	1	100		
5506	1	1	1	1	1	1	1	1	1	1	100		
5507	1	1	1	1	1	1	1	1	1	1	100		
5508	1	1	1	1	1	1	1	1	1	1	100		
5509	1	1	1	1	1	1	1	1	1	1	100		
5510	1	1	1	1	1	1	1	1	1	1	100		

USA Bin 1B Radar



Radars Frequency	DFS Detection Trials (1=Detection, Blank= No Detection)										Detection Rate (%)	Detection Bandwidth (MHz)	Limit (MHz)
	1	2	3	4	5	6	7	8	9	10			
5490	1	1	1	1	1	1	1	1	1	1	100	20	17
5491	1	1	1	1	1	1	1	1	1	1	100		
5492	1	1	1	1	1	1	1	1	1	1	100		
5493	1	1	1	1	1	1	1	1	1	1	100		
5494	1	1	1	1	1	1	1	1	1	1	100		
5495	1	1	1	1	1	1	1	1	1	1	100		
5496	1	1	1	1	1	1	1	1	1	1	100		
5497	1	1	1	1	1	1	1	1	1	1	100		
5498	1	1	1	1	1	1	1	1	1	1	100		
5499	1	1	1	1	1	1	1	1	1	1	100		
5500	1	1	1	1	1	1	1	1	1	1	100		
5501	1	1	1	1	1	1	1	1	1	1	100		
5502	1	1	1	1	1	1	1	1	1	1	100		
5503	1	1	1	1	1	1	1	1	1	1	100		
5504	1	1	1	1	1	1	1	1	1	1	100		
5505	1	1	1	1	1	1	1	1	1	1	100		
5506	1	1	1	1	1	1	0	1	1	1	90		
5507	1	1	1	1	1	1	1	1	1	1	100		
5508	1	1	1	1	1	1	1	1	1	1	100		
5509	1	1	1	1	1	1	1	1	1	1	100		
5510	1	1	1	1	1	1	1	0	1	1	90		

USA Bin 2 Radar



Radars Frequency	DFS Detection Trials (1=Detection, Blank= No Detection)										Detection Rate (%)	Detection Bandwidth (MHz)	Limit (MHz)
	1	2	3	4	5	6	7	8	9	10			
5490	1	1	0	1	1	1	0	1	1	1	80	18	17
5491	1	1	1	1	1	1	1	1	1	1	100		
5492	1	1	1	1	1	1	1	1	1	1	100		
5493	1	1	1	1	1	1	1	1	1	1	100		
5494	1	1	1	1	1	1	1	1	1	1	100		
5495	1	1	1	1	1	1	1	1	1	1	100		
5496	1	1	1	1	1	1	1	1	1	1	100		
5497	1	1	1	1	1	1	1	1	1	1	100		
5498	1	1	1	1	1	1	1	1	1	1	100		
5499	1	1	1	1	1	1	1	1	1	1	100		
5500	1	1	1	1	1	1	1	1	1	1	100		
5501	1	1	1	1	1	1	1	1	1	1	100		
5502	1	1	1	1	1	1	1	1	1	1	100		
5503	1	1	1	1	1	1	1	1	1	1	100		
5504	1	1	1	1	1	1	1	1	1	1	100		
5505	1	1	1	1	1	1	1	1	1	1	100		
5506	1	1	1	1	1	1	1	1	1	1	100		
5507	1	1	1	1	1	1	1	1	1	1	100		
5508	1	1	1	1	1	1	1	1	1	1	100		
5509	1	1	1	1	1	1	1	1	1	1	100		
5510	1	1	1	1	0	0	1	1	1	1	80		

USA Bin 3 Radar



Radars Frequency	DFS Detection Trials (1=Detection, Blank= No Detection)										Detection Rate (%)	Detection Bandwidth (MHz)	Limit (MHz)
	1	2	3	4	5	6	7	8	9	10			
5490	0	0	0	0	0	0	0	0	0	0	0	18	17
5491	1	1	1	1	1	1	1	1	1	1	100		
5492	1	1	1	1	1	1	1	1	1	1	100		
5493	1	1	1	1	1	1	1	1	1	1	100		
5494	1	1	1	1	1	1	1	1	1	1	100		
5495	1	1	1	1	1	1	1	1	1	1	100		
5496	1	1	1	1	1	1	1	1	1	1	100		
5497	1	1	1	1	1	1	1	1	1	1	100		
5498	1	1	1	1	1	1	1	1	1	1	100		
5499	1	1	1	1	1	1	1	1	1	1	100		
5500	1	1	1	1	1	1	1	1	1	1	100		
5501	1	1	1	1	1	1	1	1	1	1	100		
5502	1	1	1	1	1	1	1	1	1	1	100		
5503	1	1	1	1	1	1	1	1	1	1	100		
5504	1	1	1	1	1	1	1	1	1	1	100		
5505	1	1	1	1	1	1	1	1	1	1	100		
5506	1	1	1	1	1	1	1	1	1	1	100		
5507	1	1	1	1	1	1	1	1	1	1	100		
5508	1	1	1	1	1	1	1	1	1	1	100		
5509	1	1	1	1	1	1	1	1	1	1	100		
5510	0	0	0	0	0	0	0	0	0	0	0		

USA Bin 4 Radar



Radars Frequency	DFS Detection Trials (1=Detection, Blank= No Detection)										Detection Rate (%)	Detection Bandwidth (MHz)	Limit (MHz)
	1	2	3	4	5	6	7	8	9	10			
5493.5	1	1	1	1	1	1	1	1	1	1	100	20	17
5493.5	1	1	1	1	1	1	1	1	1	1	100		
5493.5	1	1	1	1	1	1	1	1	1	1	100		
5493.5	1	1	1	1	1	1	1	1	1	1	100		
5493.9	1	1	1	1	1	1	1	1	1	1	100		
5494.7	1	1	1	1	1	1	1	1	1	1	100		
5495.9	1	1	1	1	1	1	1	1	1	1	100		
5496.7	1	1	1	1	1	1	1	1	1	1	100		
5497.9	1	1	1	1	1	1	1	1	1	1	100		
5498.7	1	1	1	1	1	1	1	1	1	1	100		
5500	1	1	1	1	1	1	1	1	1	1	100		
5501.3	1	1	1	1	1	1	1	1	1	1	100		
5502.1	1	1	1	1	1	1	1	1	1	1	100		
5503.3	1	1	1	1	1	1	1	1	1	1	100		
5504.1	1	1	1	1	1	1	1	1	1	1	100		
5505.3	1	1	1	1	1	1	1	1	1	1	100		
5506.1	1	1	1	1	1	1	1	1	1	1	100		
5506.5	1	1	1	1	1	1	1	1	1	1	100		
5506.5	1	1	1	1	1	1	1	1	1	1	100		
5506.5	1	1	1	1	1	1	1	1	1	1	100		
5506.5	1	1	1	1	1	1	1	1	1	1	100		

USA Bin 5 Radar



Radars Frequency	DFS Detection Trials (1=Detection, Blank= No Detection)										Detection Rate (%)	Detection Bandwidth (MHz)	Limit (MHz)
	1	2	3	4	5	6	7	8	9	10			
5490	1	1	1	1	1	1	1	1	1	1	100	20	17
5491	1	1	1	1	1	1	1	1	1	1	100		
5492	1	1	1	1	1	1	1	1	1	1	100		
5493	1	1	1	1	1	1	1	1	1	1	100		
5494	1	1	1	1	1	1	1	1	1	1	100		
5495	1	1	1	1	1	1	1	1	1	1	100		
5496	1	1	1	1	1	1	1	1	1	1	100		
5497	1	1	1	1	1	1	1	1	1	1	100		
5498	1	1	1	1	1	1	1	1	1	1	100		
5499	1	1	1	1	1	1	1	1	1	1	100		
5500	1	1	1	1	1	1	1	1	1	1	100		
5501	1	1	1	1	1	1	1	1	1	1	100		
5502	1	1	1	1	1	1	1	1	1	1	100		
5503	1	1	1	1	1	1	1	1	1	1	100		
5504	1	1	1	1	1	1	1	1	1	1	100		
5505	1	1	1	1	1	1	1	1	1	1	100		
5506	1	1	1	1	1	1	1	1	1	1	100		
5507	1	1	1	1	1	1	1	1	1	1	100		
5508	1	1	1	1	1	1	1	1	1	1	100		
5509	1	1	1	1	1	1	1	1	1	1	100		
5510	1	1	1	1	1	1	1	1	1	1	100		

USA Frequency Hopping Radar



Radars Frequency	DFS Detection Trials (1=Detection, Blank= No Detection)										Detection Rate (%)	Detection Bandwidth (MHz)	Limit (MHz)
	1	2	3	4	5	6	7	8	9	10			
5490	1	1	1	1	1	1	1	1	1	1	100	38	36
5491	1	1	1	1	1	1	1	1	1	1	100		
5492	1	1	1	1	1	1	1	1	1	1	100		
5493	1	1	1	1	1	1	1	1	1	1	100		
5494	1	1	1	1	1	1	1	1	1	1	100		
5495	1	1	1	1	1	1	1	1	1	1	100		
5496	1	1	1	1	1	1	1	1	1	1	100		
5497	1	1	1	1	1	1	1	1	1	1	100		
5498	1	1	1	1	1	1	1	1	1	1	100		
5499	1	1	1	1	1	1	1	1	1	1	100		
5500	1	1	1	1	1	1	1	1	1	1	100		
5501	1	1	1	1	1	1	1	1	1	1	100		
5502	1	1	1	1	1	1	1	1	1	1	100		
5503	1	1	1	1	1	1	1	1	1	1	100		
5504	1	1	1	1	1	1	1	1	1	1	100		
5505	1	1	1	1	1	1	1	1	1	1	100		
5506	1	1	1	1	1	1	1	1	1	1	100		
5507	1	1	1	1	1	1	1	1	1	1	100		
5508	1	1	1	1	1	1	1	1	1	1	100		
5509	1	1	1	1	1	1	1	1	1	1	100		
5510	1	1	1	1	1	1	1	1	1	1	100		
5511	1	1	1	1	1	1	1	1	1	1	100		
5512	1	1	1	1	1	1	1	1	1	1	100		
5513	1	1	1	1	1	1	1	1	1	1	100		
5514	1	1	1	1	1	1	1	1	1	1	100		
5515	1	1	1	1	1	1	1	1	1	1	100		
5516	1	1	1	1	1	1	1	1	1	1	100		
5517	1	1	1	1	1	1	1	1	1	1	100		
5518	1	1	1	1	1	1	1	1	1	1	100		
5519	1	1	1	1	1	1	1	1	1	1	100		
5520	1	1	1	1	1	1	1	1	1	1	100		
5521	1	1	1	1	1	1	1	1	1	1	100		
5522	1	1	1	1	1	1	1	1	1	1	100		
5523	1	1	1	1	1	1	1	1	1	1	100		
5524	1	1	1	1	1	1	1	1	1	1	100		
5525	1	1	0	1	1	1	1	1	1	1	90		
5526	1	1	1	1	1	1	1	1	1	1	100		
5527	1	1	1	1	1	1	1	1	1	1	100		
5528	1	1	1	1	1	1	1	1	1	1	100		
5529	1	1	1	1	1	1	1	1	1	1	100		
5530	0	1	0	1	1	0	0	1	0	1	50		

USA Bin 0 Radar



Radar Frequency	DFS Detection Trials (1=Detection, Blank= No Detection)										Detection Rate (%)	Detection Bandwidth (MHz)	Limit (MHz)
	1	2	3	4	5	6	7	8	9	10			
5490	1	1	1	1	1	1	1	1	1	1	100	40	36
5491	1	1	1	1	1	1	1	1	1	1	100		
5492	1	1	1	1	1	1	1	1	1	1	100		
5493	1	1	1	1	1	1	1	1	1	1	100		
5494	1	1	1	1	1	1	1	1	1	1	100		
5495	1	1	1	1	1	1	1	1	1	1	100		
5496	1	1	1	1	1	1	1	1	1	1	100		
5497	1	1	1	1	1	1	1	1	1	1	100		
5498	1	1	1	1	1	1	1	1	1	1	100		
5499	1	1	1	1	1	1	1	1	1	1	100		
5500	1	1	1	1	1	1	1	1	1	1	100		
5501	1	1	1	1	1	1	1	1	1	1	100		
5502	1	1	1	1	1	1	1	1	1	1	100		
5503	1	1	1	1	1	1	1	1	1	1	100		
5504	1	1	1	1	1	1	1	1	1	1	100		
5505	1	1	1	1	1	1	1	1	1	1	100		
5506	1	1	1	1	1	1	1	1	1	1	100		
5507	1	1	1	1	1	1	1	1	1	1	100		
5508	1	1	1	1	1	1	1	1	1	1	100		
5509	1	1	1	1	1	1	1	1	1	1	100		
5510	1	1	1	1	1	1	1	1	1	1	100		
5511	1	1	1	1	1	1	1	1	1	1	100		
5512	1	1	1	1	1	1	1	1	1	1	100		
5513	1	1	1	1	1	1	1	1	1	1	100		
5514	1	1	1	1	1	1	1	1	1	1	100		
5515	1	1	1	1	1	1	1	1	1	1	100		
5516	1	1	1	1	1	1	1	1	1	1	100		
5517	1	1	1	1	1	1	1	1	1	1	100		
5518	1	1	1	1	1	1	1	1	1	1	100		
5519	1	1	1	1	1	1	1	1	1	1	100		
5520	1	1	1	1	1	1	1	1	1	1	100		
5521	1	1	1	1	1	1	1	1	1	1	100		
5522	1	1	1	1	1	1	1	1	1	1	100		
5523	1	1	1	1	1	1	1	1	1	1	100		
5524	1	1	1	1	1	1	1	1	1	1	100		
5525	1	1	1	1	1	1	1	1	1	1	100		
5526	1	1	1	1	1	1	1	1	1	1	100		
5527	1	1	1	1	1	1	1	1	1	1	100		
5528	1	1	1	1	1	1	1	1	1	1	100		
5529	1	1	1	1	1	1	1	1	1	1	100		
5530	1	1	1	1	1	1	1	1	1	1	100		

USA Bin 1A Radar



Radars Frequency	DFS Detection Trials (1=Detection, Blank= No Detection)										Detection Rate (%)	Detection Bandwidth (MHz)	Limit (MHz)
	1	2	3	4	5	6	7	8	9	10			
5490	1	1	1	1	1	1	1	1	1	1	100	38	36
5491	1	1	1	1	1	1	1	1	1	1	100		
5492	1	1	1	1	1	1	1	1	1	1	100		
5493	1	1	1	1	1	1	1	1	1	1	100		
5494	1	1	1	1	1	1	1	1	1	1	100		
5495	1	1	1	1	0	1	1	1	1	1	90		
5496	1	1	1	1	1	1	1	1	1	1	100		
5497	1	1	1	1	1	1	1	1	1	1	100		
5498	1	1	1	1	1	1	1	1	1	1	100		
5499	1	1	1	1	1	1	1	1	1	1	100		
5500	1	1	1	1	1	1	1	1	1	1	100		
5501	1	1	1	1	1	1	1	1	1	1	100		
5502	1	1	1	1	1	1	1	1	1	1	100		
5503	1	1	1	1	1	1	1	1	1	1	100		
5504	1	1	1	1	1	1	1	1	1	1	100		
5505	1	1	1	1	1	1	1	1	1	1	100		
5506	1	1	1	1	1	1	1	1	1	1	100		
5507	1	1	1	1	1	1	1	1	1	1	100		
5508	1	1	1	1	1	1	1	1	1	1	100		
5509	1	1	1	1	1	1	1	1	1	1	100		
5510	1	1	1	1	1	1	1	1	1	1	100		
5511	1	1	1	1	1	1	1	1	1	1	100		
5512	1	1	1	1	1	1	1	1	1	1	100		
5513	1	1	1	1	1	1	1	1	1	1	100		
5514	1	1	1	1	1	1	1	1	1	1	100		
5515	1	1	1	1	1	1	1	1	1	1	100		
5516	1	1	1	1	1	1	1	1	1	1	100		
5517	1	1	1	1	1	1	1	1	1	1	100		
5518	1	1	1	1	1	1	1	1	1	1	100		
5519	1	1	1	1	1	1	1	1	1	1	100		
5520	1	0	1	1	1	1	1	1	1	1	90		
5521	1	1	1	1	1	1	1	1	1	1	100		
5522	1	1	1	1	1	1	1	1	1	1	100		
5523	1	1	1	1	1	1	1	1	1	1	100		
5524	1	1	1	1	1	1	1	1	1	1	100		
5525	1	1	1	1	1	1	1	1	1	1	100		
5526	1	1	1	1	1	1	1	1	1	1	100		
5527	1	1	1	1	1	1	1	1	1	1	100		
5528	1	1	1	1	1	1	1	1	1	1	100		
5529	1	1	1	1	1	1	1	1	1	1	100		
5530	0	1	1	1	1	0	1	0	1	1	70		

USA Bin 1B Radar



Radar Frequency	DFS Detection Trials (1=Detection, Blank= No Detection)										Detection Rate (%)	Detection Bandwidth (MHz)	Limit (MHz)
	1	2	3	4	5	6	7	8	9	10			
5490	1	1	1	1	1	1	1	1	1	1	100	36	36
5491	1	1	1	1	1	1	1	1	1	1	100		
5492	0	1	1	1	1	1	1	1	1	1	90		
5493	1	1	1	1	1	1	1	1	1	1	100		
5494	1	1	1	1	1	1	1	1	1	1	100		
5495	1	1	1	1	1	1	1	1	1	1	100		
5496	1	1	1	1	1	1	1	1	1	1	100		
5497	1	1	1	1	1	1	1	1	1	1	100		
5498	1	1	1	1	1	1	1	1	1	1	100		
5499	1	1	1	1	1	1	1	1	1	1	100		
5500	1	1	1	1	1	1	1	1	1	1	100		
5501	1	1	1	1	1	1	1	1	1	1	100		
5502	1	1	1	1	1	1	1	1	1	1	100		
5503	1	1	1	1	1	1	1	1	1	1	100		
5504	1	1	1	1	1	1	1	1	1	1	100		
5505	1	1	1	1	1	1	1	1	1	1	100		
5506	1	1	1	1	1	1	1	1	1	1	100		
5507	1	1	1	1	1	1	1	1	1	1	100		
5508	1	1	1	1	1	1	1	1	1	1	100		
5509	1	1	1	1	1	1	1	1	1	1	100		
5510	1	1	1	1	1	1	1	1	1	1	100		
5511	1	1	1	1	1	1	1	1	1	1	100		
5512	1	1	1	1	1	1	1	1	1	1	100		
5513	1	1	1	1	1	1	1	1	1	1	100		
5514	1	1	1	1	1	1	1	1	1	1	100		
5515	1	1	1	1	1	1	1	1	1	1	100		
5516	1	1	1	1	1	1	1	1	1	1	100		
5517	1	1	1	1	1	1	1	1	1	1	100		
5518	1	1	1	0	1	1	1	1	1	1	90		
5519	1	1	1	1	1	1	1	1	1	1	100		
5520	1	1	1	1	1	1	1	1	1	1	100		
5521	1	1	1	1	1	1	1	1	1	1	100		
5522	1	1	1	1	1	1	1	1	1	1	100		
5523	1	1	1	1	1	1	1	1	1	1	100		
5524	1	1	1	1	1	1	1	1	1	1	100		
5525	1	1	1	1	1	1	1	1	1	1	100		
5526	1	1	1	1	1	1	1	1	1	1	100		
5527	1	1	1	1	1	1	1	1	1	1	100		
5528	1	1	1	1	1	1	1	1	1	1	100		
5529	1	1	1	1	0	1	1	1	0	1	80		
5530	1	1	1	1	1	1	1	1	1	0	90		

USA Bin 2 Radar



Radars Frequency	DFS Detection Trials (1=Detection, Blank= No Detection)										Detection Rate (%)	Detection Bandwidth (MHz)	Limit (MHz)
	1	2	3	4	5	6	7	8	9	10			
5490	1	0	1	0	1	0	0	0	0	0	30	36	36
5491	1	1	1	1	1	1	1	1	1	1	100		
5492	1	1	1	1	1	1	1	1	1	1	100		
5493	1	1	1	1	1	1	1	1	1	1	100		
5494	1	1	1	1	1	1	1	1	1	1	100		
5495	1	1	1	1	1	1	1	1	1	1	100		
5496	1	1	1	1	1	1	1	1	1	1	100		
5497	1	1	1	1	1	1	1	1	1	1	100		
5498	1	1	1	1	1	1	1	1	1	1	100		
5499	1	1	1	1	1	1	1	1	1	1	100		
5500	1	1	1	1	1	1	1	1	1	1	100		
5501	1	1	1	1	1	1	1	1	1	1	100		
5502	1	1	1	1	1	1	1	1	1	1	100		
5503	1	1	1	1	1	1	1	1	1	1	100		
5504	1	1	1	1	1	1	1	1	1	1	100		
5505	1	1	1	1	1	1	1	1	1	1	100		
5506	1	1	1	1	1	1	1	1	1	1	100		
5507	1	1	1	1	1	1	1	1	1	1	100		
5508	1	1	1	1	1	1	1	1	1	1	100		
5509	1	1	1	1	1	1	1	1	1	1	100		
5510	1	1	1	1	1	1	1	1	1	1	100		
5511	1	1	1	1	1	1	1	1	1	1	100		
5512	1	1	1	1	1	1	1	1	1	1	100		
5513	1	1	1	1	1	1	1	1	1	1	100		
5514	1	1	1	1	1	1	1	1	1	1	100		
5515	1	1	1	1	1	1	1	1	1	1	100		
5516	1	1	1	1	1	1	1	1	1	1	100		
5517	1	1	1	1	1	1	1	1	1	1	100		
5518	1	1	1	1	1	1	1	1	1	1	100		
5519	1	1	1	1	1	1	1	1	1	1	100		
5520	1	1	1	1	1	1	1	1	1	1	100		
5521	1	1	1	1	1	1	1	1	1	1	100		
5522	1	1	1	1	1	1	1	1	1	1	100		
5523	1	1	1	1	1	1	1	1	1	1	100		
5524	1	1	1	1	1	1	1	1	1	1	100		
5525	1	1	1	1	1	1	1	1	1	1	100		
5526	1	1	1	1	1	1	1	1	1	1	100		
5527	1	1	1	1	1	1	1	1	1	1	100		
5528	1	1	1	1	1	1	1	1	1	1	100		
5529	1	0	1	1	1	1	1	0	1	0	70		
5530	0	0	0	0	0	1	0	0	0	0	10		

USA Bin 3 Radar



Radars Frequency	DFS Detection Trials (1=Detection, Blank= No Detection)										Detection Rate (%)	Detection Bandwidth (MHz)	Limit (MHz)
	1	2	3	4	5	6	7	8	9	10			
5490	0	0	0	0	0	0	0	0	0	0	0	36	36
5491	1	1	1	1	1	1	1	1	0	1	90		
5492	1	1	1	1	1	1	1	1	1	1	100		
5493	1	1	1	1	1	1	1	1	1	1	100		
5494	1	1	1	1	1	1	1	1	1	1	100		
5495	1	1	1	1	1	1	1	1	1	1	100		
5496	1	1	1	1	1	1	1	1	1	1	100		
5497	1	1	1	1	1	1	1	1	1	1	100		
5498	1	1	1	1	1	1	1	1	1	1	100		
5499	1	1	1	1	1	1	1	1	1	1	100		
5500	1	1	1	1	1	1	1	1	1	1	100		
5501	1	1	1	1	1	1	1	1	1	1	100		
5502	1	1	1	1	1	1	1	1	1	1	100		
5503	1	1	1	1	1	1	1	1	1	1	100		
5504	1	1	1	1	1	1	1	1	1	1	100		
5505	1	1	1	1	1	1	1	1	1	1	100		
5506	1	1	1	1	1	1	1	1	1	1	100		
5507	1	1	1	1	1	1	1	1	1	1	100		
5508	1	1	1	1	1	1	1	1	1	1	100		
5509	1	1	1	1	1	1	1	1	1	1	100		
5510	1	1	1	1	1	1	1	1	1	1	100		
5511	1	1	1	1	1	1	1	1	1	1	100		
5512	1	1	1	1	1	1	1	1	1	1	100		
5513	1	1	1	1	1	1	1	1	1	1	100		
5514	1	1	1	1	1	1	1	1	1	1	100		
5515	1	1	1	1	1	1	1	1	1	1	100		
5516	1	1	1	1	1	1	1	1	1	1	100		
5517	1	1	1	1	1	1	1	1	1	1	100		
5518	1	1	1	1	1	1	1	1	1	1	100		
5519	1	1	1	1	1	1	1	1	1	1	100		
5520	1	1	1	1	1	1	1	1	1	1	100		
5521	1	1	1	1	1	1	1	1	1	1	100		
5522	1	1	1	1	1	1	1	1	1	1	100		
5523	1	1	1	1	1	1	1	1	1	1	100		
5524	1	1	1	1	1	1	1	1	1	1	100		
5525	1	1	1	1	1	1	1	1	1	1	100		
5526	1	1	1	1	1	1	1	1	1	1	100		
5527	1	1	1	1	1	1	1	1	1	1	100		
5528	1	1	1	1	1	1	1	1	1	1	100		
5529	0	1	0	1	1	1	1	1	1	1	80		
5530	0	0	0	0	0	0	0	0	0	0	0		

USA Bin 4 Radar



Radars Frequency	DFS Detection Trials (1=Detection, Blank= No Detection)										Detection Rate (%)	Detection Bandwidth (MHz)	Limit (MHz)
	1	2	3	4	5	6	7	8	9	10			
5494	1	1	1	1	1	1	1	1	1	1	100	40	36
5494	1	1	1	1	1	1	1	1	1	1	100		
5494	1	1	1	1	1	1	1	1	1	1	100		
5494	1	1	1	1	1	1	1	1	1	1	100		
5494	1	1	1	1	1	1	1	1	1	1	100		
5494.8	1	1	1	1	1	1	1	1	1	1	100		
5496	1	1	1	1	1	1	1	1	1	1	100		
5496.8	1	1	1	1	1	1	1	1	1	1	100		
5498	1	1	1	1	1	1	1	1	1	1	100		
5498.8	1	1	1	1	1	1	1	1	1	1	100		
5500	1	1	1	1	1	1	1	1	1	1	100		
5501	1	1	1	1	1	1	1	1	1	1	100		
5502	1	1	1	1	1	1	1	1	1	1	100		
5503	1	1	1	1	1	1	1	1	1	1	100		
5504	1	1	1	1	1	1	1	1	1	1	100		
5505	1	1	1	1	1	1	1	1	1	1	100		
5506	1	1	1	1	1	1	1	1	1	1	100		
5507	1	1	1	1	1	1	1	1	1	1	100		
5508	1	1	1	1	1	1	1	1	1	1	100		
5509	1	1	1	1	1	1	1	1	1	1	100		
5510	1	1	1	1	1	1	1	1	1	1	100		
5511	1	1	1	1	1	1	1	1	1	1	100		
5512	1	1	1	1	1	1	1	1	1	1	100		
5513	1	1	1	1	1	1	1	1	1	1	100		
5514	1	1	1	1	1	1	1	1	1	1	100		
5515	1	1	1	1	1	1	1	1	1	1	100		
5516	1	1	1	1	1	1	1	1	1	1	100		
5517	1	1	1	1	1	1	1	1	1	1	100		
5518	1	1	1	1	1	1	1	1	1	1	100		
5519	1	1	1	1	1	1	1	1	1	1	100		
5520	1	1	1	1	1	1	1	1	1	1	100		
5521.2	1	1	1	1	1	1	1	1	1	1	100		
5522	1	1	1	1	1	1	1	1	1	1	100		
5523.2	1	1	1	1	1	1	1	1	1	1	100		
5524	1	1	1	1	1	1	1	1	1	1	100		
5525.2	1	1	1	1	1	1	1	1	1	1	100		
5526	1	1	1	1	1	1	1	1	1	1	100		
5526	1	1	1	1	1	1	1	1	1	1	100		
5526	1	1	1	1	1	1	1	1	1	1	100		
5526	1	1	1	1	1	1	1	1	1	1	100		
5526	1	1	1	1	1	1	1	1	1	1	100		

USA Bin 5 Radar



Radar Frequency	DFS Detection Trials (1=Detection, Blank= No Detection)										Detection Rate (%)	Detection Bandwidth (MHz)	Limit (MHz)
	1	2	3	4	5	6	7	8	9	10			
5490	1	1	1	1	1	1	1	1	1	1	100	40	36
5491	1	1	1	1	1	1	1	1	1	1	100		
5492	1	1	1	1	1	1	1	1	1	1	100		
5493	1	1	1	1	1	1	1	1	1	1	100		
5494	1	1	1	1	1	1	1	1	1	1	100		
5495	1	1	1	1	1	1	1	1	1	1	100		
5496	1	1	1	1	1	1	1	1	1	1	100		
5497	1	1	1	1	1	1	1	1	1	1	100		
5498	1	1	1	1	1	1	1	1	1	1	100		
5499	1	1	1	1	1	1	1	1	1	1	100		
5500	1	1	1	1	1	1	1	1	1	1	100		
5501	1	1	1	1	1	1	1	1	1	1	100		
5502	1	1	1	1	1	1	1	1	1	1	100		
5503	1	1	1	1	1	1	1	1	1	1	100		
5504	1	1	1	1	1	1	1	1	1	1	100		
5505	1	1	1	1	1	1	1	1	1	1	100		
5506	1	1	1	1	1	1	1	1	1	1	100		
5507	1	1	1	1	1	1	1	1	1	1	100		
5508	1	1	1	1	1	1	1	1	1	1	100		
5509	1	1	1	1	1	1	1	1	1	1	100		
5510	1	1	1	1	1	1	1	1	1	1	100		
5511	1	1	1	1	1	1	1	1	1	1	100		
5512	1	1	1	1	1	1	1	1	1	1	100		
5513	1	1	1	1	1	1	1	1	1	1	100		
5514	1	1	1	1	1	1	1	1	1	1	100		
5515	1	1	1	1	1	1	1	1	1	1	100		
5516	1	1	1	1	1	1	1	1	1	1	100		
5517	1	1	1	1	1	1	1	1	1	1	100		
5518	1	1	1	1	1	1	1	1	1	1	100		
5519	1	1	1	1	1	1	1	1	1	1	100		
5520	1	1	1	1	1	1	1	1	1	1	100		
5521	1	1	1	1	1	1	1	1	1	1	100		
5522	1	1	1	1	1	1	1	1	1	1	100		
5523	1	1	1	1	1	1	1	1	1	1	100		
5524	1	1	1	1	1	1	1	1	1	1	100		
5525	1	1	1	1	1	1	1	1	1	1	100		
5526	1	1	1	1	1	1	1	1	1	1	100		
5527	1	1	1	1	1	1	1	1	1	1	100		
5528	1	1	1	1	1	1	1	1	1	1	100		
5529	1	1	1	1	1	1	1	1	1	1	100		
5530	1	1	1	1	1	1	1	1	1	1	100		

USA Frequency Hopping Radar



Radars Frequency	DFS Detection Trials (1=Detection, Blank= No Detection)										Detection Rate (%)	Detection Bandwidth (MHz)	Limit (MHz)
	1	2	3	4	5	6	7	8	9	10			
5490	0	0	1	0	0	0	0	1	1	1	40	78	75
5491	1	1	1	1	1	1	1	1	1	1	100		
5492	0	1	1	1	1	1	1	1	1	1	90		
5493	1	1	1	1	1	1	1	1	1	1	100		
5494	1	1	1	1	1	1	1	1	1	1	100		
5495	1	1	1	1	1	1	1	1	1	1	100		
5496	1	1	1	1	1	1	1	1	1	1	100		
5497	1	1	1	1	1	1	1	1	1	1	100		
5498	1	1	1	1	1	1	1	1	1	1	100		
5499	1	1	1	1	1	1	1	1	1	1	100		
5500	1	1	1	1	1	1	1	1	1	1	100		
5501	1	1	1	1	1	1	1	1	1	1	100		
5502	1	1	1	1	1	1	1	1	1	1	100		
5503	1	1	1	1	1	1	1	1	1	1	100		
5504	1	1	1	1	1	1	1	1	1	1	100		
5505	1	1	1	1	1	1	1	1	1	1	100		
5506	1	1	1	1	1	1	1	1	1	1	100		
5507	1	1	1	1	1	1	1	1	1	1	100		
5508	1	1	1	1	1	1	1	1	1	1	100		
5509	1	1	1	1	1	1	1	1	1	1	100		
5510	1	1	1	1	1	1	1	1	1	1	100		
5511	1	1	1	1	1	1	1	1	1	1	100		
5512	1	1	1	1	1	1	1	1	1	1	100		
5513	1	1	1	1	1	1	1	1	1	1	100		
5514	1	1	1	1	1	1	1	1	1	1	100		
5515	1	1	1	1	1	1	1	1	1	1	100		
5516	1	1	1	1	1	1	1	1	1	1	100		
5517	1	1	1	1	1	1	1	1	1	1	100		
5518	1	1	1	1	1	1	1	1	1	1	100		
5519	1	1	1	1	1	1	1	1	1	1	100		
5520	1	1	1	1	1	1	1	1	1	1	100		
5521	1	1	1	1	1	1	1	1	1	1	100		
5522	1	1	1	1	1	1	1	1	1	1	100		
5523	1	1	1	1	1	1	1	1	1	1	100		
5524	1	1	1	1	1	1	1	1	1	1	100		
5525	1	1	1	1	1	1	1	1	1	1	100		
5526	1	1	1	1	1	1	1	1	1	1	100		
5527	1	1	1	1	1	1	1	1	1	1	100		
5528	1	1	1	1	1	1	1	1	1	1	100		
5529	1	1	1	1	1	1	1	1	1	1	100		

USA Bin 0 Radar



Radar Frequency	DFS Detection Trials (1=Detection, Blank= No Detection)										Detection Rate (%)	Detection Bandwidth (MHz)	Limit (MHz)
	1	2	3	4	5	6	7	8	9	10			
5530	1	1	1	1	1	1	1	1	1	1	100	78	75
5531	1	1	1	1	1	1	1	1	1	1	100		
5532	1	1	1	1	1	1	1	1	1	1	100		
5533	1	1	1	1	1	1	1	1	1	1	100		
5534	1	1	1	1	1	1	1	1	1	1	100		
5535	1	1	1	1	1	1	1	1	1	1	100		
5536	1	1	1	1	1	1	1	1	1	1	100		
5537	1	1	1	1	1	1	1	1	1	1	100		
5538	1	1	1	1	1	1	1	1	1	1	100		
5539	1	1	1	1	1	1	1	1	1	1	100		
5540	1	1	1	1	1	1	1	1	1	1	100		
5541	1	1	1	1	1	1	1	1	1	1	100		
5542	1	1	1	1	1	1	1	1	1	1	100		
5543	1	1	1	1	1	1	1	1	1	1	100		
5544	1	1	1	1	1	1	1	1	1	1	100		
5545	1	1	1	1	1	1	1	1	1	1	100		
5546	1	1	1	1	1	1	1	1	1	1	100		
5547	1	1	1	1	1	1	1	1	1	1	100		
5548	1	1	1	1	1	1	1	1	1	1	100		
5549	1	1	1	1	1	1	1	1	1	1	100		
5550	1	1	1	1	1	1	1	1	1	1	100		
5551	1	1	1	1	1	1	1	1	1	1	100		
5552	1	1	1	1	1	1	1	1	1	1	100		
5553	1	1	1	1	1	1	1	1	1	1	100		
5554	1	1	1	1	1	1	1	1	1	1	100		
5555	1	1	1	1	1	1	1	1	1	1	100		
5556	1	1	1	1	1	1	1	1	1	1	100		
5557	1	1	1	1	1	1	1	1	1	1	100		
5558	1	1	1	1	1	1	1	1	1	1	100		
5559	1	1	1	1	1	1	1	1	1	1	100		
5560	1	1	1	1	1	1	1	1	1	1	100		
5561	1	1	1	1	1	1	1	1	1	1	100		
5562	1	1	1	1	1	1	1	1	1	1	100		
5563	1	1	1	1	1	1	1	1	1	1	100		
5564	1	1	1	1	1	1	1	1	1	1	100		
5565	1	1	1	1	1	1	1	1	1	1	100		
5566	1	1	1	1	1	1	1	1	1	1	100		
5567	1	1	0	1	1	1	1	1	1	1	90		
5568	1	1	1	1	1	1	1	1	1	1	100		
5569	1	1	1	1	1	1	1	1	1	1	100		
5570	0	0	0	0	0	0	0	0	0	0	0		

USA Bin 0 Radar (cont)



Radars Frequency	DFS Detection Trials (1=Detection, Blank= No Detection)										Detection Rate (%)	Detection Bandwidth (MHz)	Limit (MHz)
	1	2	3	4	5	6	7	8	9	10			
5490	1	1	0	0	0	1	1	0	1	0	50	78	75
5491	1	1	1	1	1	1	1	1	1	1	100		
5492	1	1	1	1	1	1	1	1	1	1	100		
5493	1	1	1	1	1	1	1	1	1	1	100		
5494	1	1	1	1	1	1	1	1	1	1	100		
5495	1	1	1	1	1	1	1	1	1	1	100		
5496	1	1	1	1	1	1	1	1	1	1	100		
5497	1	1	1	1	1	1	1	1	1	1	100		
5498	1	1	1	1	1	1	1	1	1	1	100		
5499	1	1	1	1	1	1	1	1	1	1	100		
5500	1	1	1	1	1	1	1	1	1	1	100		
5501	1	1	1	1	1	1	1	1	1	1	100		
5502	1	1	1	1	1	1	1	1	1	1	100		
5503	1	1	1	1	1	1	1	1	1	1	100		
5504	1	1	1	1	1	1	1	1	1	1	100		
5505	1	1	1	1	1	1	1	1	1	1	100		
5506	1	1	1	1	1	1	1	1	1	1	100		
5507	1	1	1	1	1	1	1	1	1	1	100		
5508	1	1	1	1	1	1	1	1	1	1	100		
5509	1	1	1	1	1	1	1	1	1	1	100		
5510	1	1	1	1	1	1	1	1	1	1	100		
5511	1	1	1	1	1	1	1	1	1	1	100		
5512	1	1	1	1	1	1	1	1	1	1	100		
5513	1	1	1	1	1	1	1	1	1	1	100		
5514	1	1	1	1	1	1	1	1	1	1	100		
5515	1	1	1	1	1	1	1	1	1	1	100		
5516	1	1	1	1	1	1	1	1	1	1	100		
5517	1	1	1	1	1	1	1	1	1	1	100		
5518	1	1	1	1	1	1	1	1	1	1	100		
5519	1	1	1	1	1	1	1	1	1	1	100		
5520	1	1	1	1	1	1	1	1	1	1	100		
5521	1	1	1	1	1	1	1	1	1	1	100		
5522	1	1	1	1	1	1	1	1	1	1	100		
5523	1	1	1	1	1	1	1	1	1	1	100		
5524	1	1	1	1	1	1	1	1	1	1	100		
5525	1	1	1	1	1	1	1	1	1	1	100		
5526	1	1	1	1	1	1	1	1	1	1	100		
5527	1	1	1	1	1	1	1	1	1	1	100		
5528	1	1	1	1	1	1	1	1	1	1	100		
5529	1	1	1	1	1	1	1	1	1	1	100		

USA Bin 1A Radar



Radar Frequency	DFS Detection Trials (1=Detection, Blank= No Detection)										Detection Rate (%)	Detection Bandwidth (MHz)	Limit (MHz)
	1	2	3	4	5	6	7	8	9	10			
5530	1	1	1	1	1	1	1	1	1	1	100	78	75
5531	1	1	1	1	1	1	1	1	1	1	100		
5532	1	1	1	1	1	1	1	1	1	1	100		
5533	1	1	1	1	1	1	1	1	1	1	100		
5534	1	1	1	1	1	1	1	1	1	1	100		
5535	1	1	1	1	1	1	1	1	1	1	100		
5536	1	1	1	1	1	1	1	1	1	1	100		
5537	1	1	1	1	1	1	1	1	1	1	100		
5538	1	1	1	1	1	1	1	1	1	1	100		
5539	1	1	1	1	1	1	1	1	1	1	100		
5540	1	1	1	1	1	1	1	1	1	1	100		
5541	1	1	1	1	1	1	1	1	1	1	100		
5542	1	1	1	1	1	1	1	1	1	1	100		
5543	1	1	1	1	1	1	1	1	1	1	100		
5544	1	1	1	1	1	1	1	1	1	1	100		
5545	1	1	1	1	1	1	1	1	1	1	100		
5546	1	1	1	1	1	1	1	1	1	1	100		
5547	1	1	1	1	1	1	1	1	1	1	100		
5548	1	1	1	1	1	1	1	1	1	1	100		
5549	1	1	1	1	1	1	1	1	1	1	100		
5550	1	1	1	1	1	1	1	1	1	1	100		
5551	1	1	1	1	1	1	1	1	1	1	100		
5552	1	1	1	1	1	1	1	1	1	1	100		
5553	1	1	1	1	1	1	1	1	1	1	100		
5554	1	1	1	1	1	1	1	1	1	1	100		
5555	1	1	1	1	1	1	1	1	1	1	100		
5556	1	1	1	1	1	1	1	1	1	1	100		
5557	1	1	1	1	1	1	1	1	1	1	100		
5558	1	1	1	1	1	1	1	1	1	1	100		
5559	1	1	1	1	1	1	1	1	1	1	100		
5560	1	1	1	1	1	1	1	1	1	1	100		
5561	1	1	1	1	1	1	1	1	1	1	100		
5562	1	1	1	1	1	1	1	1	1	1	100		
5563	1	1	1	1	1	1	1	1	1	1	100		
5564	1	1	1	1	1	1	1	1	1	1	100		
5565	1	1	1	1	1	1	1	1	1	1	100		
5566	1	1	1	1	1	1	1	1	1	1	100		
5567	1	1	1	1	1	1	1	1	1	1	100		
5568	1	1	1	1	1	1	1	1	1	1	100		
5569	1	1	1	1	1	1	1	1	1	1	100		
5570	0	0	0	0	0	0	0	0	0	1	10		

USA Bin 1A Radar (cont)



Radars Frequency	DFS Detection Trials (1=Detection, Blank= No Detection)										Detection Rate (%)	Detection Bandwidth (MHz)	Limit (MHz)
	1	2	3	4	5	6	7	8	9	10			
5490	1	0	1	1	1	1	1	0	1	1	80	78	75
5491	1	1	1	1	1	1	1	1	1	1	100		
5492	1	1	1	1	1	1	1	1	1	1	100		
5493	1	1	1	1	1	1	1	1	1	1	100		
5494	1	1	1	1	1	1	1	1	1	1	100		
5495	1	1	1	1	1	1	1	1	1	1	100		
5496	1	1	1	1	1	1	1	1	1	1	100		
5497	1	1	1	1	1	1	1	1	1	1	100		
5498	1	1	1	1	1	1	1	1	1	1	100		
5499	1	1	1	1	1	1	1	1	1	1	100		
5500	1	1	1	1	1	1	1	1	1	1	100		
5501	1	1	1	1	1	1	1	1	1	1	100		
5502	1	1	1	1	1	1	1	1	1	1	100		
5503	1	1	1	1	1	1	1	1	1	1	100		
5504	1	1	1	1	1	1	1	1	1	1	100		
5505	1	1	1	1	1	1	1	1	1	1	100		
5506	1	1	1	1	1	1	1	1	1	1	100		
5507	1	1	1	1	1	1	1	1	1	1	100		
5508	1	1	1	1	1	1	1	1	1	1	100		
5509	1	1	1	1	1	1	1	1	1	1	100		
5510	1	1	1	1	1	1	1	1	1	1	100		
5511	1	1	1	1	1	1	1	1	1	1	100		
5512	1	1	1	1	1	1	1	1	1	1	100		
5513	1	1	1	1	1	1	1	1	1	1	100		
5514	1	1	1	1	1	1	1	1	1	1	100		
5515	1	1	1	1	1	1	1	1	1	1	100		
5516	1	1	1	1	1	1	1	1	1	1	100		
5517	1	1	1	1	1	1	1	1	1	1	100		
5518	1	1	1	1	1	1	1	1	1	1	100		
5519	1	1	1	1	1	1	1	1	1	1	100		
5520	1	1	1	1	1	1	1	1	1	1	100		
5521	1	1	1	1	1	1	1	1	1	1	100		
5522	1	1	1	1	1	1	1	1	1	1	100		
5523	1	1	1	1	1	1	1	1	1	1	100		
5524	1	1	1	1	1	1	1	1	1	1	100		
5525	1	1	1	1	1	1	1	1	1	1	100		
5526	1	1	1	1	1	1	1	1	1	1	100		
5527	1	1	1	1	1	1	1	1	1	1	100		
5528	1	1	1	1	1	1	1	1	1	1	100		
5529	1	1	1	1	1	1	1	1	1	1	100		

USA Bin 1B Radar



Radar Frequency	DFS Detection Trials (1=Detection, Blank= No Detection)										Detection Rate (%)	Detection Bandwidth (MHz)	Limit (MHz)
	1	2	3	4	5	6	7	8	9	10			
5530	1	1	1	1	1	1	1	1	1	1	100	78	75
5531	1	1	1	1	1	1	1	1	1	1	100		
5532	1	1	1	1	1	1	1	1	1	1	100		
5533	1	1	1	1	1	1	1	1	1	1	100		
5534	1	1	1	1	1	1	1	1	1	1	100		
5535	1	1	1	1	1	1	1	1	1	1	100		
5536	1	1	1	1	1	1	1	1	1	1	100		
5537	1	1	1	1	1	1	1	1	1	1	100		
5538	1	1	1	1	1	1	1	1	1	1	100		
5539	1	1	1	1	1	1	1	1	1	1	100		
5540	1	1	1	1	1	1	1	1	1	1	100		
5541	1	1	1	1	1	1	1	1	1	1	100		
5542	1	1	1	1	1	1	1	1	1	1	100		
5543	1	1	1	1	1	1	1	1	1	1	100		
5544	1	1	1	1	1	1	1	1	1	1	100		
5545	1	1	1	1	1	1	1	1	1	1	100		
5546	1	1	1	1	1	1	1	1	1	1	100		
5547	1	1	1	1	1	1	1	1	1	1	100		
5548	1	1	1	1	1	1	1	1	1	1	100		
5549	1	1	1	1	1	1	1	1	1	1	100		
5550	1	1	1	1	1	1	1	1	1	1	100		
5551	1	1	1	1	1	1	1	1	1	1	100		
5552	1	1	1	1	1	1	1	1	1	1	100		
5553	1	1	1	1	1	1	1	1	1	1	100		
5554	1	1	1	1	1	1	1	1	1	1	100		
5555	1	1	1	1	1	1	1	1	1	1	100		
5556	1	1	1	1	1	1	1	1	1	1	100		
5557	1	1	1	1	1	1	1	1	1	1	100		
5558	1	1	1	1	1	1	1	1	1	1	100		
5559	1	1	1	1	1	1	1	1	1	1	100		
5560	1	1	1	1	1	1	1	1	1	1	100		
5561	1	1	1	1	1	1	1	1	1	1	100		
5562	1	1	1	1	1	1	1	1	1	1	100		
5563	1	1	1	1	1	1	1	1	1	1	100		
5564	1	1	1	1	1	1	1	1	1	1	100		
5565	1	1	1	1	1	1	1	1	1	1	100		
5566	1	1	1	1	1	1	1	1	1	1	100		
5567	1	1	1	1	1	1	1	1	1	1	100		
5568	1	1	1	1	1	1	1	1	1	1	100		
5569	1	1	1	1	1	1	1	1	1	1	100		
5570	0	0	0	0	0	0	0	0	0	0	0		

USA Bin 1B Radar (cont)



Radars Frequency	DFS Detection Trials (1=Detection, Blank= No Detection)										Detection Rate (%)	Detection Bandwidth (MHz)	Limit (MHz)
	1	2	3	4	5	6	7	8	9	10			
5490	0	0	0	1	0	0	0	0	0	0	10	76	75
5491	1	1	1	1	1	1	1	1	1	1	100		
5492	1	1	1	1	1	1	1	1	1	1	100		
5493	1	1	1	1	1	1	1	1	1	1	100		
5494	1	1	1	1	1	1	1	1	1	1	100		
5495	1	1	1	1	1	1	1	1	1	1	100		
5496	1	1	1	1	1	1	1	1	1	1	100		
5497	1	1	1	1	1	1	1	1	1	1	100		
5498	1	1	1	1	1	1	1	1	1	1	100		
5499	1	1	1	1	1	1	1	1	1	1	100		
5500	1	1	1	1	1	1	1	1	1	1	100		
5501	1	1	1	1	1	1	1	1	1	1	100		
5502	1	1	1	1	1	1	1	1	1	1	100		
5503	1	1	1	1	1	1	1	1	1	1	100		
5504	1	1	1	1	1	1	1	1	1	1	100		
5505	1	1	1	1	1	1	1	1	1	1	100		
5506	1	1	1	1	1	1	1	1	1	1	100		
5507	1	1	1	1	1	1	1	1	1	1	100		
5508	1	1	1	1	1	1	1	1	1	1	100		
5509	1	1	1	1	1	1	1	1	1	1	100		
5510	1	1	1	1	1	1	1	1	1	1	100		
5511	1	1	1	1	1	1	1	1	1	1	100		
5512	1	1	1	1	1	1	1	1	1	1	100		
5513	1	1	1	1	1	1	1	1	1	1	100		
5514	1	1	1	1	1	1	1	1	1	1	100		
5515	1	1	1	1	1	1	1	1	1	1	100		
5516	1	1	1	1	1	1	1	1	1	1	100		
5517	1	1	1	1	1	1	1	1	1	1	100		
5518	1	1	1	1	1	1	1	1	1	1	100		
5519	1	1	1	1	1	1	1	1	1	1	100		
5520	1	1	1	1	1	1	1	1	1	1	100		
5521	1	1	1	1	1	1	1	1	1	1	100		
5522	1	1	1	1	1	1	1	1	1	1	100		
5523	1	1	1	1	1	1	1	1	1	1	100		
5524	1	1	1	1	1	1	1	1	1	1	100		
5525	1	1	1	1	1	1	1	1	1	1	100		
5526	1	1	1	1	1	1	1	1	1	1	100		
5527	1	1	1	1	1	1	1	1	1	1	100		
5528	1	1	1	1	1	1	1	1	1	1	100		
5529	1	1	1	1	1	1	1	1	1	1	100		

USA Bin 2 Radar



Radar Frequency	DFS Detection Trials (1=Detection, Blank= No Detection)										Detection Rate (%)	Detection Bandwidth (MHz)	Limit (MHz)
	1	2	3	4	5	6	7	8	9	10			
5530	1	1	1	1	1	1	1	1	1	1	100	76	75
5531	1	1	1	1	1	1	1	1	1	1	100		
5532	1	1	1	1	1	1	1	1	1	1	100		
5533	1	1	1	1	1	1	1	1	1	1	100		
5534	1	1	1	1	1	1	1	1	1	1	100		
5535	1	1	1	1	1	1	1	1	1	1	100		
5536	1	1	1	1	1	1	1	1	1	1	100		
5537	1	1	1	1	1	1	1	1	1	1	100		
5538	1	1	1	1	1	1	1	1	1	1	100		
5539	1	1	1	1	1	1	1	1	1	1	100		
5540	1	1	1	1	1	1	1	1	1	1	100		
5541	1	1	1	1	1	1	1	1	1	1	100		
5542	1	1	1	1	1	1	1	1	1	1	100		
5543	1	1	1	1	1	1	1	1	1	1	100		
5544	1	1	1	1	1	1	1	1	1	1	100		
5545	1	1	1	1	1	1	1	1	1	1	100		
5546	1	1	1	1	1	1	1	1	1	1	100		
5547	1	1	1	1	1	1	1	1	1	1	100		
5548	1	1	1	1	1	1	1	1	1	1	100		
5549	1	1	1	1	1	1	1	1	1	1	100		
5550	1	1	1	1	1	1	1	1	1	1	100		
5551	1	1	1	1	1	1	1	1	1	1	100		
5552	1	1	1	1	1	1	1	1	1	1	100		
5553	1	1	1	1	1	1	1	1	1	1	100		
5554	1	1	1	1	1	1	1	1	1	1	100		
5555	1	1	1	1	1	1	1	1	1	1	100		
5556	1	1	1	1	1	1	1	1	1	1	100		
5557	1	1	1	1	1	1	1	1	1	1	100		
5558	1	1	1	1	1	1	1	1	1	1	100		
5559	1	1	1	1	1	1	1	1	1	1	100		
5560	1	1	1	1	1	1	1	1	1	1	100		
5561	1	1	1	1	1	1	1	1	1	1	100		
5562	1	1	1	1	1	1	1	1	1	1	100		
5563	1	1	1	1	1	1	1	1	1	1	100		
5564	1	1	1	1	1	1	1	1	1	1	100		
5565	1	1	1	1	1	1	1	1	1	1	100		
5566	1	1	1	1	1	1	1	1	1	1	100		
5567	1	1	1	1	1	1	0	1	1	1	90		
5568	1	1	1	1	1	1	1	1	1	1	100		
5569	1	0	1	1	0	1	1	1	1	1	80		
5570	0	0	0	0	0	0	0	0	0	0	0		

USA Bin 2 Radar (cont)



Radars Frequency	DFS Detection Trials (1=Detection, Blank= No Detection)										Detection Rate (%)	Detection Bandwidth (MHz)	Limit (MHz)
	1	2	3	4	5	6	7	8	9	10			
5490	0	0	0	0	0	0	0	0	0	0	0	78	75
5491	1	1	1	1	1	1	1	1	1	1	100		
5492	1	1	1	1	1	1	1	1	1	1	100		
5493	1	1	1	1	1	1	1	1	1	1	100		
5494	1	1	1	1	1	1	1	1	1	1	100		
5495	1	1	1	1	1	1	1	1	1	1	100		
5496	1	1	1	1	1	1	1	1	1	1	100		
5497	1	1	1	1	1	1	1	1	1	1	100		
5498	1	1	1	1	1	1	1	1	1	1	100		
5499	1	1	1	1	1	1	1	1	1	1	100		
5500	1	1	1	1	1	1	1	1	1	1	100		
5501	1	1	1	1	1	1	1	1	1	1	100		
5502	1	1	1	1	1	1	1	1	1	1	100		
5503	1	1	1	1	1	1	1	1	1	1	100		
5504	1	1	1	1	1	1	1	1	1	1	100		
5505	1	1	1	1	1	1	1	1	1	1	100		
5506	1	1	1	1	1	1	1	1	1	1	100		
5507	1	1	1	1	1	1	1	1	1	1	100		
5508	1	1	1	1	1	1	1	1	1	1	100		
5509	1	1	1	1	1	1	1	1	1	1	100		
5510	1	1	1	1	1	1	1	1	1	1	100		
5511	1	1	1	1	1	1	1	1	1	1	100		
5512	1	1	1	1	1	1	1	1	1	1	100		
5513	1	1	1	1	1	1	1	1	1	1	100		
5514	1	1	1	1	1	1	1	1	1	1	100		
5515	1	1	1	1	1	1	1	1	1	1	100		
5516	1	1	1	1	1	1	1	1	1	1	100		
5517	1	1	1	1	1	1	1	1	1	1	100		
5518	1	1	1	1	1	1	1	1	1	1	100		
5519	1	1	1	1	1	1	1	1	1	1	100		
5520	1	1	1	1	1	1	1	1	1	1	100		
5521	1	1	1	1	1	1	1	1	1	1	100		
5522	1	1	1	1	1	1	1	1	1	1	100		
5523	1	1	1	1	1	1	1	1	1	1	100		
5524	1	1	1	1	1	1	1	1	1	1	100		
5525	1	1	1	1	1	1	1	1	1	1	100		
5526	1	1	1	1	1	1	1	1	1	1	100		
5527	1	1	1	1	1	1	1	1	1	1	100		
5528	1	1	1	1	1	1	1	1	1	1	100		
5529	1	1	1	1	1	1	1	1	1	1	100		

USA Bin 3 Radar



Radars Frequency	DFS Detection Trials (1=Detection, Blank= No Detection)										Detection Rate (%)	Detection Bandwidth (MHz)	Limit (MHz)
	1	2	3	4	5	6	7	8	9	10			
5530	1	1	1	1	1	1	1	1	1	1	100	78	75
5531	1	1	1	1	1	1	1	1	1	1	100		
5532	1	1	1	1	1	1	1	1	1	1	100		
5533	1	1	1	1	1	1	1	1	1	1	100		
5534	1	1	1	1	1	1	1	1	1	1	100		
5535	1	1	1	1	1	1	1	1	1	1	100		
5536	1	1	1	1	1	1	1	1	1	1	100		
5537	1	1	1	1	1	1	1	1	1	1	100		
5538	1	1	1	1	1	1	1	1	1	1	100		
5539	1	1	1	1	1	1	1	1	1	1	100		
5540	1	1	1	1	1	1	1	1	1	1	100		
5541	1	1	1	1	1	1	1	1	1	1	100		
5542	1	1	1	1	1	1	1	1	1	1	100		
5543	1	1	1	1	1	1	1	1	1	1	100		
5544	1	1	1	1	1	1	1	1	1	1	100		
5545	1	1	1	1	1	1	1	1	1	1	100		
5546	1	1	1	1	1	1	1	1	1	1	100		
5547	1	1	1	1	1	1	1	1	1	1	100		
5548	1	1	1	1	1	1	1	1	1	1	100		
5549	1	1	1	1	1	1	1	1	1	1	100		
5550	1	1	1	1	1	1	1	1	1	1	100		
5551	1	1	1	1	1	1	1	1	1	1	100		
5552	1	1	1	1	1	1	1	1	1	1	100		
5553	1	1	1	1	1	1	1	1	1	1	100		
5554	1	1	1	1	1	1	1	1	1	1	100		
5555	1	1	1	1	1	1	1	1	1	1	100		
5556	1	1	1	1	1	1	1	1	1	1	100		
5557	1	1	1	1	1	1	1	1	1	1	100		
5558	1	1	1	1	1	1	1	1	1	1	100		
5559	1	1	1	1	1	1	1	1	1	1	100		
5560	1	1	1	1	1	1	1	1	1	1	100		
5561	1	1	1	1	1	1	1	1	1	1	100		
5562	1	1	1	1	1	1	1	1	1	1	100		
5563	1	1	1	1	1	1	1	1	1	1	100		
5564	1	1	1	1	1	1	1	1	1	1	100		
5565	1	1	1	1	1	1	1	1	1	1	100		
5566	1	1	1	1	1	1	1	1	1	1	100		
5567	1	1	1	1	1	1	1	1	1	1	100		
5568	1	1	1	1	1	1	1	1	1	1	100		
5569	1	1	0	1	1	1	1	1	1	1	90		
5570	0	0	0	0	0	0	0	0	0	0	0		

USA Bin 3 Radar (cont)



Radars Frequency	DFS Detection Trials (1=Detection, Blank= No Detection)										Detection Rate (%)	Detection Bandwidth (MHz)	Limit (MHz)
	1	2	3	4	5	6	7	8	9	10			
5490	0	0	0	0	0	0	0	0	0	0	0	76	75
5491	1	1	1	0	1	1	1	1	1	1	1		
5492	1	1	1	1	1	1	1	1	1	1	1		
5493	1	1	1	1	1	1	1	1	1	1	1		
5494	1	1	1	1	1	1	1	1	1	1	1		
5495	1	1	1	1	1	1	1	1	1	1	1		
5496	1	1	1	1	1	1	1	1	1	1	1		
5497	1	1	1	1	1	1	1	1	1	1	1		
5498	1	1	1	1	1	1	1	1	1	1	1		
5499	1	1	1	1	1	1	1	1	1	1	1		
5500	1	1	1	1	1	1	1	1	1	1	1		
5501	1	1	1	1	1	1	1	1	1	1	1		
5502	1	1	1	1	1	1	1	1	1	1	1		
5503	1	1	1	1	1	1	1	1	1	1	1		
5504	1	1	1	1	1	1	1	1	1	1	1		
5505	1	1	1	1	1	1	1	1	1	1	1		
5506	1	1	1	1	1	1	1	1	1	1	1		
5507	1	1	1	1	1	1	1	1	1	1	1		
5508	1	1	1	1	1	1	1	1	1	1	1		
5509	1	1	1	1	1	1	1	1	1	1	1		
5510	1	1	1	1	1	1	1	1	1	1	1		
5511	1	1	1	1	1	1	1	1	1	1	1		
5512	1	1	1	1	1	1	1	1	1	1	1		
5513	1	1	1	1	1	1	1	1	1	1	1		
5514	1	1	1	1	1	1	1	1	1	1	1		
5515	1	1	1	1	1	1	1	1	1	1	1		
5516	1	1	1	1	1	1	1	1	1	1	1		
5517	1	1	1	1	1	1	1	1	1	1	1		
5518	1	1	1	1	1	1	1	1	1	1	1		
5519	1	1	1	1	1	1	1	1	1	1	1		
5520	1	1	1	1	1	1	1	1	1	1	1		
5521	1	1	1	1	1	1	1	1	1	1	1		
5522	1	1	1	1	1	1	1	1	1	1	1		
5523	1	1	1	1	1	1	1	1	1	1	1		
5524	1	1	1	1	1	1	1	1	1	1	1		
5525	1	0	1	1	1	1	1	1	1	1	90		
5526	1	1	1	1	1	1	1	1	1	1	100		
5527	1	1	1	1	1	1	1	1	1	1	100		
5528	1	1	1	1	1	1	1	1	1	1	100		
5529	1	1	1	1	1	1	1	1	1	1	100		

USA Bin 4 Radar



Radar Frequency	DFS Detection Trials (1=Detection, Blank= No Detection)										Detection Rate (%)	Detection Bandwidth (MHz)	Limit (MHz)
	1	2	3	4	5	6	7	8	9	10			
5530	1	1	1	0	1	1	1	1	1	1	90	76	75
5531	1	1	1	1	1	1	1	1	1	1	100		
5532	1	1	1	1	1	1	0	1	1	1	90		
5533	1	1	1	1	1	1	1	1	1	1	100		
5534	1	1	1	1	1	1	1	1	1	1	100		
5535	1	1	1	1	1	1	1	1	1	1	100		
5536	1	1	1	1	1	1	1	1	1	1	100		
5537	1	1	1	1	1	1	1	1	1	1	100		
5538	1	1	1	1	1	1	1	1	1	1	100		
5539	1	1	1	1	1	1	1	1	1	1	100		
5540	1	1	1	1	1	1	1	1	1	1	100		
5541	1	1	1	1	1	1	1	1	1	1	100		
5542	1	1	1	1	1	1	1	1	1	1	100		
5543	1	1	1	1	1	1	1	1	1	1	100		
5544	1	1	1	1	1	1	1	1	1	1	100		
5545	1	1	1	1	1	1	1	1	1	1	100		
5546	1	1	1	1	1	1	1	1	1	1	100		
5547	1	1	1	1	1	1	1	1	1	1	100		
5548	1	1	1	1	1	1	1	1	1	1	100		
5549	1	1	1	1	1	1	1	1	1	1	100		
5550	1	1	1	1	1	1	1	1	1	1	100		
5551	1	1	1	1	1	1	1	1	1	1	100		
5552	1	1	1	1	1	1	1	1	1	1	100		
5553	1	1	1	1	1	1	1	1	1	1	100		
5554	1	1	1	1	1	1	1	1	1	1	100		
5555	1	1	1	1	1	1	1	1	1	1	100		
5556	1	1	1	1	1	1	1	1	1	1	100		
5557	1	1	1	1	1	1	1	1	1	1	100		
5558	1	1	1	1	1	1	1	1	1	1	100		
5559	1	1	1	1	1	1	1	1	1	1	100		
5560	1	1	1	1	1	1	1	1	1	1	100		
5561	1	1	1	1	1	1	1	1	1	1	100		
5562	1	1	1	1	1	1	1	1	1	1	100		
5563	1	1	1	1	1	1	1	1	1	1	100		
5564	1	1	1	1	1	1	1	1	1	1	100		
5565	1	1	1	1	1	1	1	1	1	1	100		
5566	1	1	1	1	1	1	1	1	1	1	100		
5567	1	1	1	1	1	1	1	1	1	1	100		
5568	1	1	1	1	1	1	1	1	1	1	100		
5569	1	0	1	1	1	1	0	1	1	0	70		
5570	0	0	0	0	0	0	0	0	0	0	0		

USA Bin 4 Radar (cont)



Radar Frequency	DFS Detection Trials (1=Detection, Blank= No Detection)										Detection Rate (%)	Detection Bandwidth (MHz)	Limit (MHz)
	1	2	3	4	5	6	7	8	9	10			
5494.5	1	1	1	1	1	1	1	1	1	1	100	80	75
5494.5	1	1	1	1	1	1	1	1	1	1	100		
5494.5	1	1	1	1	1	1	1	1	1	1	100		
5494.5	1	1	1	1	1	1	1	1	1	1	100		
5494.5	1	1	1	1	1	1	1	1	1	1	100		
5494.9	1	1	1	1	1	1	1	1	1	1	100		
5495.7	1	1	1	1	1	1	1	1	1	1	100		
5496.9	1	1	1	1	1	1	1	1	1	1	100		
5497.7	1	1	1	1	1	1	1	1	1	1	100		
5498.9	1	1	1	1	1	1	1	1	1	1	100		
5499.7	1	1	1	1	1	1	1	1	1	1	100		
5501	1	1	1	1	1	1	1	1	1	1	100		
5502	1	1	1	1	1	1	1	1	1	1	100		
5503	1	1	1	1	1	1	1	1	1	1	100		
5504	1	1	1	1	1	1	1	1	1	1	100		
5505	1	1	1	1	1	1	1	1	1	1	100		
5506	1	1	1	1	1	1	1	1	1	1	100		
5507	1	1	1	1	1	1	1	1	1	1	100		
5508	1	1	1	1	1	1	1	1	1	1	100		
5509	1	1	1	1	1	1	1	1	1	1	100		
5510	1	1	1	1	1	1	1	1	1	1	100		
5511	1	1	1	1	1	1	1	1	1	1	100		
5512	1	1	1	1	1	1	1	1	1	1	100		
5513	1	1	1	1	1	1	1	1	1	1	100		
5514	1	1	1	1	1	1	1	1	1	1	100		
5515	1	1	1	1	1	1	1	1	1	1	100		
5516	1	1	1	1	1	1	1	1	1	1	100		
5517	1	1	1	1	1	1	1	1	1	1	100		
5518	1	1	1	1	1	1	1	1	1	1	100		
5519	1	1	1	1	1	1	1	1	1	1	100		
5520	1	1	1	1	1	1	1	1	1	1	100		
5521	1	1	1	1	1	1	1	1	1	1	100		
5522	1	1	1	1	1	1	1	1	1	1	100		
5523	1	1	1	1	1	1	1	1	1	1	100		
5524	1	1	1	1	1	1	1	1	1	1	100		
5525	1	1	1	1	1	1	1	1	1	1	100		
5526	1	1	1	1	1	1	1	1	1	1	100		
5527	1	1	1	1	1	1	1	1	1	1	100		
5528	1	1	1	1	1	1	1	1	1	1	100		
5529	1	1	1	1	1	1	1	1	1	1	100		

USA Bin 5 Radar



Radar Frequency	DFS Detection Trials (1=Detection, Blank= No Detection)										Detection Rate (%)	Detection Bandwidth (MHz)	Limit (MHz)
	1	2	3	4	5	6	7	8	9	10			
5530	1	1	1	1	1	1	1	1	1	1	100	80	75
5531	1	1	1	1	1	1	1	1	1	1	100		
5532	1	1	1	1	1	1	1	1	1	1	100		
5533	1	1	1	1	1	1	1	1	1	1	100		
5534	1	1	1	1	1	1	1	1	1	1	100		
5535	1	1	1	1	1	1	1	1	1	1	100		
5536	1	1	1	1	1	1	1	1	1	1	100		
5537	1	1	1	1	1	1	1	1	1	1	100		
5538	1	1	1	1	1	1	1	1	1	1	100		
5539	1	1	1	1	1	1	1	1	1	1	100		
5540	1	1	1	1	1	1	1	1	1	1	100		
5541	1	1	1	1	1	1	1	1	1	1	100		
5542	1	1	1	1	1	1	1	1	1	1	100		
5543	1	1	1	1	1	1	1	1	1	1	100		
5544	1	1	1	1	1	1	1	1	1	1	100		
5545	1	1	1	1	1	1	1	1	1	1	100		
5546	1	1	1	1	1	1	1	1	1	1	100		
5547	1	1	1	1	1	1	1	1	1	1	100		
5548	1	1	1	1	1	1	1	1	1	1	100		
5549	1	1	1	1	1	1	1	1	1	1	100		
5550	1	1	1	1	1	1	1	1	1	1	100		
5551	1	1	1	1	1	1	1	1	1	1	100		
5552	1	1	1	1	1	1	1	1	1	1	100		
5553	1	1	1	1	1	1	1	1	1	1	100		
5554	1	1	1	1	1	1	1	1	1	1	100		
5555	1	1	1	1	1	1	1	1	1	1	100		
5556	1	1	1	1	1	1	1	1	1	1	100		
5557	1	1	1	1	1	1	1	1	1	1	100		
5558	1	1	1	1	1	1	1	1	1	1	100		
5559	1	1	1	1	1	1	1	1	1	1	100		
5560.3	1	1	1	1	1	1	1	1	1	1	100		
5561.1	1	1	1	1	1	1	1	1	1	1	100		
5562.3	1	1	1	1	1	1	1	1	1	1	100		
5563.1	1	1	1	1	1	1	1	1	1	1	100		
5564.3	1	1	1	1	1	1	1	1	1	1	100		
5565.1	1	1	1	1	1	1	1	1	1	1	100		
5565.5	1	1	1	1	1	1	1	1	1	1	100		
5565.5	1	1	1	1	1	1	1	1	1	1	100		
5565.5	1	1	1	1	1	1	1	1	1	1	100		
5565.5	1	1	1	1	1	1	1	1	1	1	100		
5565.5	1	1	1	1	1	1	1	1	1	1	100		
5565.5	1	1	1	1	1	1	1	1	1	1	100		

USA Bin 5 Radar (cont)



Radar Frequency	DFS Detection Trials (1=Detection, Blank= No Detection)										Detection Rate (%)	Detection Bandwidth (MHz)	Limit (MHz)
	1	2	3	4	5	6	7	8	9	10			
5490	1	1	1	1	1	1	1	1	1	1	100	80	75
5491	1	1	1	1	1	1	1	1	1	1	100		
5492	1	1	1	1	1	1	1	1	1	1	100		
5493	1	1	1	1	1	1	1	1	1	1	100		
5494	1	1	1	1	1	1	1	1	1	1	100		
5495	1	1	1	1	1	1	1	1	1	1	100		
5496	1	1	1	1	1	1	1	1	1	1	100		
5497	1	1	1	1	1	1	1	1	1	1	100		
5498	1	1	1	1	1	1	1	1	1	1	100		
5499	1	1	1	1	1	1	1	1	1	1	100		
5500	1	1	1	1	1	1	1	1	1	1	100		
5501	1	1	1	1	1	1	1	1	1	1	100		
5502	1	1	1	1	1	1	1	1	1	1	100		
5503	1	1	1	1	1	1	1	1	1	1	100		
5504	1	1	1	1	1	1	1	1	1	1	100		
5505	1	1	1	1	1	1	1	1	1	1	100		
5506	1	1	1	1	1	1	1	1	1	1	100		
5507	1	1	1	1	1	1	1	1	1	1	100		
5508	1	1	1	1	1	1	1	1	1	1	100		
5509	1	1	1	1	1	1	1	1	1	1	100		
5510	1	1	1	1	1	1	1	1	1	1	100		
5511	1	1	1	1	1	1	1	1	1	1	100		
5512	1	1	1	1	1	1	1	1	1	1	100		
5513	1	1	1	1	1	1	1	1	1	1	100		
5514	1	1	1	1	1	1	1	1	1	1	100		
5515	1	1	1	1	1	1	1	1	1	1	100		
5516	1	1	1	1	1	1	1	1	1	1	100		
5517	1	1	1	1	1	1	1	1	1	1	100		
5518	1	1	1	1	1	1	1	1	1	1	100		
5519	1	1	1	1	1	1	1	1	1	1	100		
5520	1	1	1	1	1	1	1	1	1	1	100		
5521	1	1	1	1	1	1	1	1	1	1	100		
5522	1	1	1	1	1	1	1	1	1	1	100		
5523	1	1	1	1	1	1	1	1	1	1	100		
5524	1	1	1	1	1	1	1	1	1	1	100		
5525	1	1	1	1	1	1	1	1	1	1	100		
5526	1	1	1	1	1	1	1	1	1	1	100		
5527	1	1	1	1	1	1	1	1	1	1	100		
5528	1	1	1	1	1	1	1	1	1	1	100		
5529	1	1	1	1	1	1	1	1	1	1	100		

USA Frequency Hopping Radar



Radar Frequency	DFS Detection Trials (1=Detection, Blank= No Detection)										Detection Rate (%)	Detection Bandwidth (MHz)	Limit (MHz)
	1	2	3	4	5	6	7	8	9	10			
5530	1	1	1	1	1	1	1	1	1	1	100	80	75
5531	1	1	1	1	1	1	1	1	1	1	100		
5532	1	1	1	1	1	1	1	1	1	1	100		
5533	1	1	1	1	1	1	1	1	1	1	100		
5534	1	1	1	1	1	1	1	1	1	1	100		
5535	1	1	1	1	1	1	1	1	1	1	100		
5536	1	1	1	1	1	1	1	1	1	1	100		
5537	1	1	1	1	1	1	1	1	1	1	100		
5538	1	1	1	1	1	1	1	1	1	1	100		
5539	1	1	1	1	1	1	1	1	1	1	100		
5540	1	1	1	1	1	1	1	1	1	1	100		
5541	1	1	1	1	1	1	1	1	1	1	100		
5542	1	1	1	1	1	1	1	1	1	1	100		
5543	1	1	1	1	1	1	1	1	1	1	100		
5544	1	1	1	1	1	1	1	1	1	1	100		
5545	1	1	1	1	1	1	1	1	1	1	100		
5546	1	1	1	1	1	1	1	1	1	1	100		
5547	1	1	1	1	1	1	1	1	1	1	100		
5548	1	1	1	1	1	1	1	1	1	1	100		
5549	1	1	1	1	1	1	1	1	1	1	100		
5550	1	1	1	1	1	1	1	1	1	1	100		
5551	1	1	1	1	1	1	1	1	1	1	100		
5552	1	1	1	1	1	1	1	1	1	1	100		
5553	1	1	1	1	1	1	1	1	1	1	100		
5554	1	1	1	1	1	1	1	1	1	1	100		
5555	1	1	1	1	1	1	1	1	1	1	100		
5556	1	1	1	1	1	1	1	1	1	1	100		
5557	1	1	1	1	1	1	1	1	1	1	100		
5558	1	1	1	1	1	1	1	1	1	1	100		
5559	1	1	1	1	1	1	1	1	1	1	100		
5560	1	1	1	1	1	1	1	1	1	1	100		
5561	1	1	1	1	1	1	1	1	1	1	100		
5562	1	1	1	1	1	1	1	1	1	1	100		
5563	1	1	1	1	1	1	1	1	1	1	100		
5564	1	1	1	1	1	1	1	1	1	1	100		
5565	1	1	1	1	1	1	1	1	1	1	100		
5566	1	1	1	1	1	1	1	1	1	1	100		
5567	1	1	1	1	1	1	1	1	1	1	100		
5568	1	1	1	1	1	1	1	1	1	1	100		
5569	1	1	1	1	1	1	1	1	1	1	100		
5570	1	1	1	1	1	1	1	1	1	1	100		

USA Frequency Hopping Radar (cont)



B.3 Initial Channel Availability Check Time

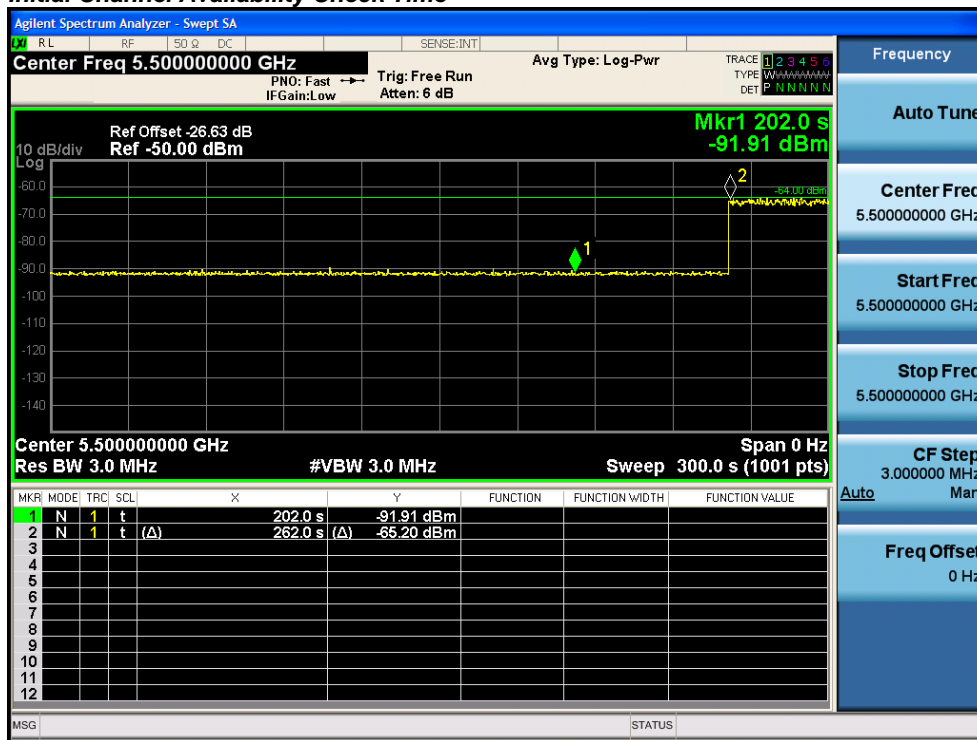
The tests that the UUT does not emit beacon, control, or data signals on the test Channel until the power-up sequence has been completed and the U-NII device checks for Radar Waveforms for one minute on the test Channel. This test does not use any Radar Waveforms.

The U-NII device is powered on and instructed to operate at 5500 MHz. At the same time the UUT is powered on, the spectrum analyzer is set to zero span mode with a 3 MHz resolution bandwidth at 5500MHz with a 2.5 minute sweep time. The analyzer's sweep will be started the same time power is applied to the U-NII device.

The UUT should not transmit any beacon or data transmissions until at least 1 minute after the completion of the power-on cycle.

The initial power up time of the UUT is indicated by marker 1 in the plot. Initial beacons/data transmissions are indicated by marker 2.

Initial Channel Availability Check Time





B.4 Radar Burst at the Beginning of the Channel Availability Check Time

The steps below define the procedure to verify successful radar detection on the selected Channel during a period equal to the Channel Availability Check Time and avoidance of operation on that Channel when a radar Burst with a level equal to the DFS Detection Threshold + 1 dB (-63dBm) occurs at the beginning of the Channel Availability Check Time.

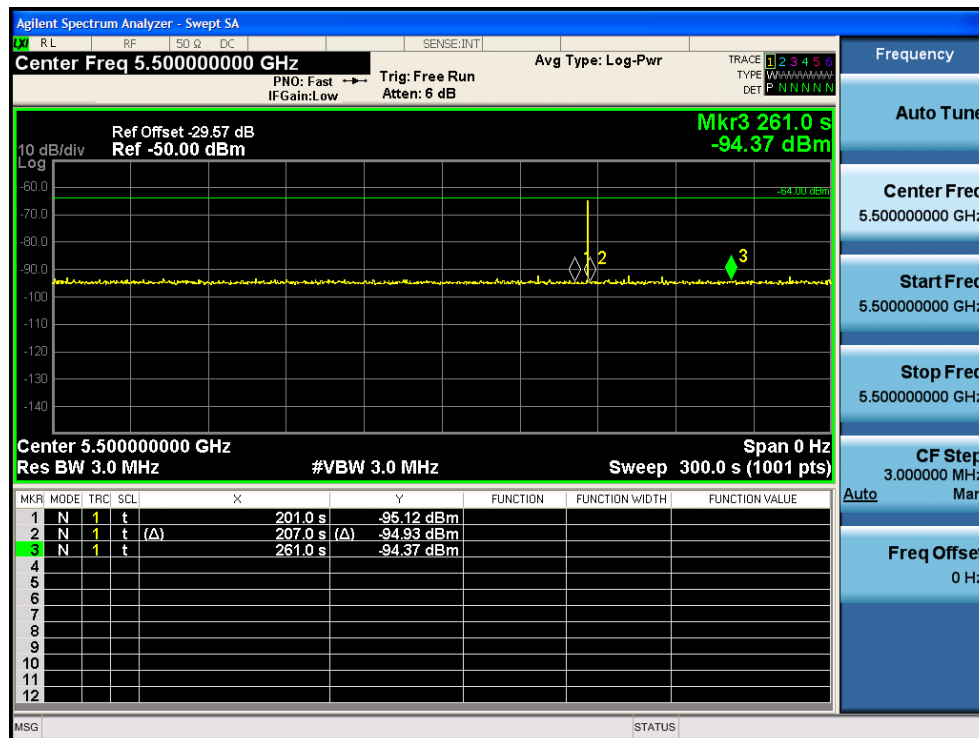
The UUT is powered on at T_0 . T_1 denotes the instant when the UUT has completed its power-up sequence. The Channel Availability Check Time commences at instant T_1 and will end no sooner than $T_1 + 60$ seconds.

A single Burst of short pulse of radar type 0 at -63 dBm will commence within a 6 second window starting at T_1 .

Visual indication on the UUT of successful detection of the radar Burst will be recorded and reported. Observation of emissions at 5500MHz will continue for 2.5 minutes after the radar Burst has been generated.

Verify that during the 2.5 minute measurement window no UUT transmissions occurred at 5500MHz.

Radar Burst at the Beginning of the Channel Availability Check Time





B.5 Radar Burst at the End of the Channel Availability Check Time

The steps below define the procedure to verify successful radar detection on the selected Channel during a period equal to the Channel Availability Check Time and avoidance of operation on that Channel when a radar Burst with a level equal to the DFS Detection Threshold + 1 dB (-63dBm) occurs at the end of the Channel Availability Check Time.

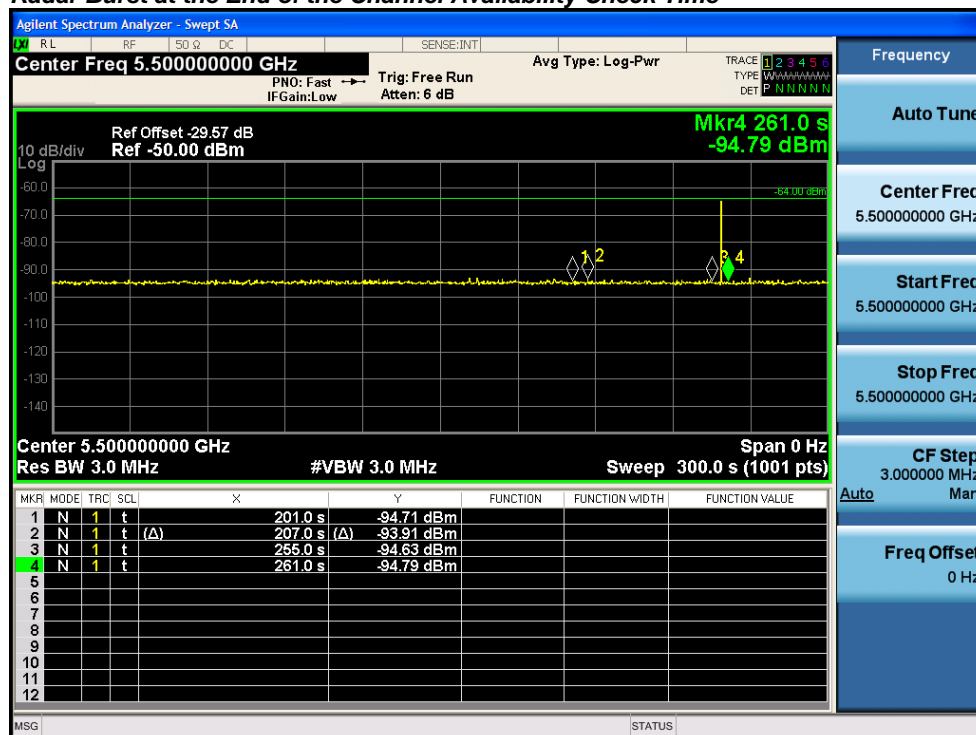
The UUT is powered on at T_0 . T_1 denotes the instant when the UUT has completed its power-up sequence. The Channel Availability Check Time commences at instant T_1 and will end no sooner than $T_1 + 60$ seconds.

A single Burst of short pulse of radar type 0 at -63 dBm will commence within a 6 second window starting at $T_1 + 54$ seconds.

Visual indication on the UUT of successful detection of the radar Burst will be recorded and reported. Observation of emissions at 5500MHz will continue for 2.5 minutes after the radar Burst has been generated.

Verify that during the 2.5 minute measurement window no UUT transmissions occurred at 5500MHz.

Radar Burst at the End of the Channel Availability Check Time





B.6 In-Service Monitoring for Channel Move Time, Channel Closing Transmission Time and Non-Occupancy Period

These tests define how the following DFS parameters are verified during In-Service Monitoring; Channel Closing Transmission Time, Channel Move Time, and Non-Occupancy Period.

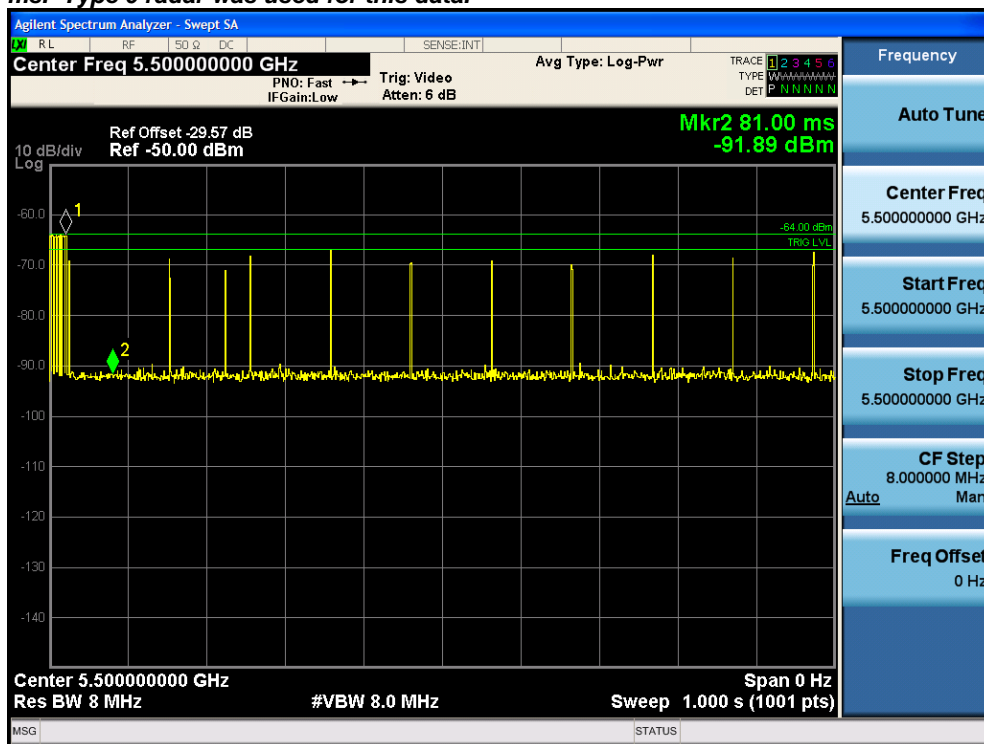
The steps below define the procedure to determine the above mentioned parameters when a radar Burst with a level equal to the DFS Detection Threshold + 1dB (-63dBm) is generated on the Operating Channel of the U-NII device.

A U-NII device operating as a Client Device will associate with the UUT (Master) at 5500 MHz. Stream the MPEG test file from the Master Device to the Client Device on the selected Channel for the entire period of the test.

At time T_0 the Radar Waveform generator sends a Burst of pulses for radar type 0 at -63dBm.

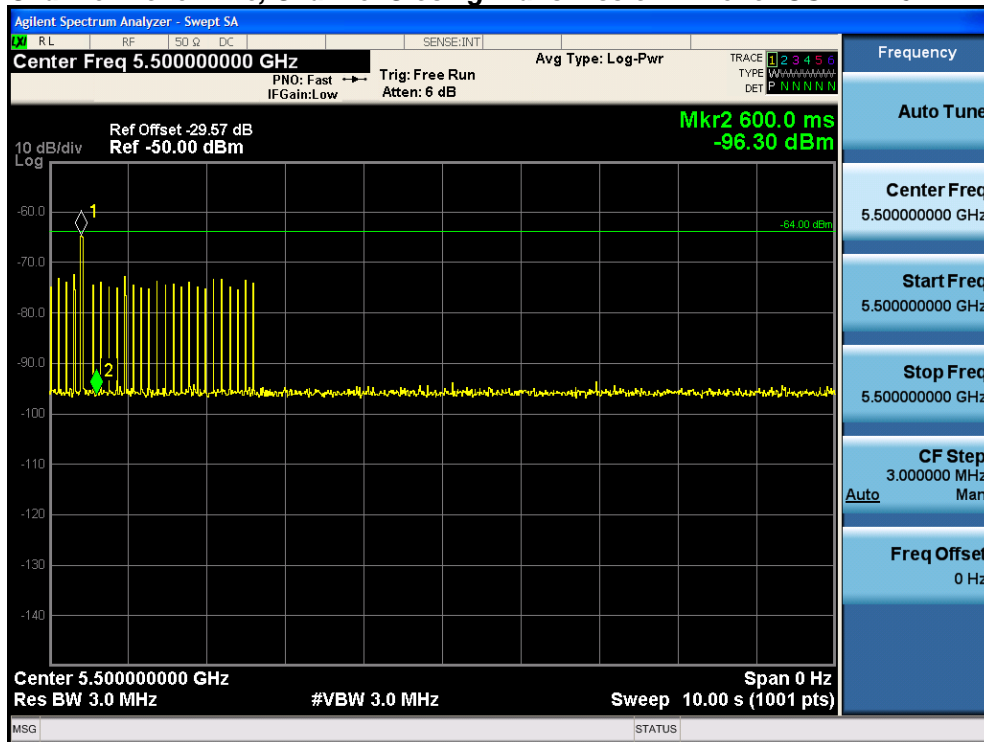
Observe the transmissions of the UUT at the end of the radar Burst on the Operating Channel for duration greater than 10 seconds. Measure and record the transmissions from the UUT during the observation time (Channel Move Time). Compare the Channel Move Time and Channel Closing Transmission Time results to the limits defined in the *DFS Response requirement values table*.

The following plot demonstrates a channel close time of 50ms, with an aggregate of no more than 60 ms. Type 0 radar was used for this data.





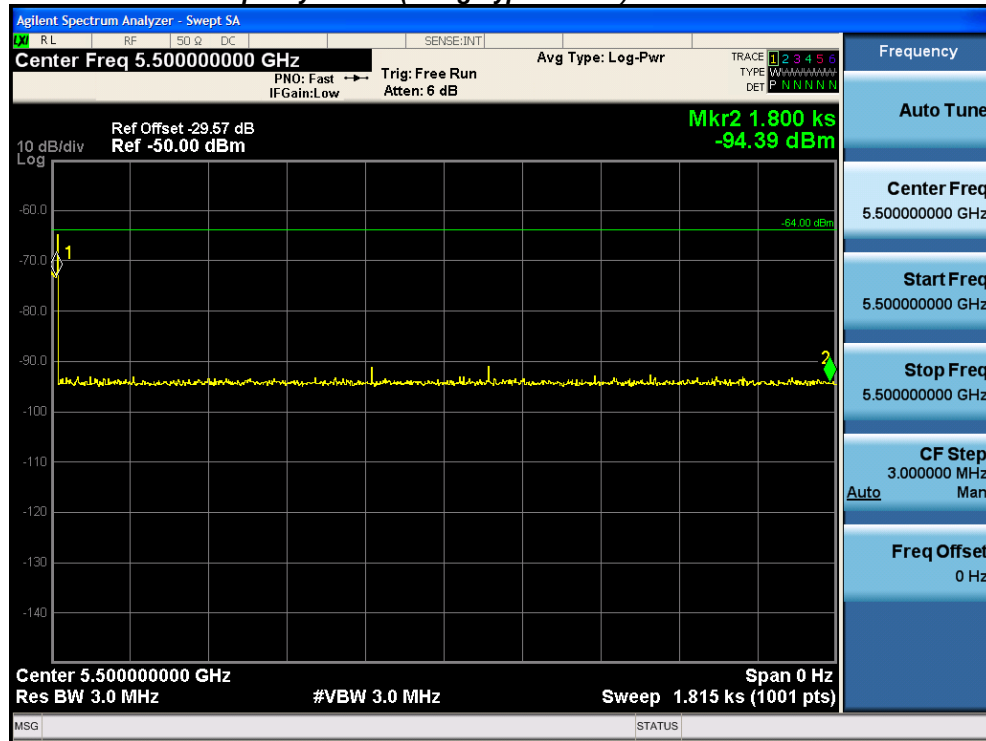
Channel Move Time, Channel Closing Transmission Time for USA Bin 0





Measure the UUT for more than 30 minutes following the channel close/move time to verify that the UUT does not resume any transmissions on this Channel.

30 Minute Non-Occupancy Period (using Type 0 radar)



B.7 Statistical Performance Check

The steps below define the procedure to determine the minimum percentage of detection when a radar burst with a level equal to the DFS Detection Threshold + 1dB (-63dBm) is generated on the Operating Channel of the U-NII device.

A U-NII device operating as a Client Device will associate with the UUT (Master) at 5500 MHz. Stream the MPEG test file from the Master Device to the Client Device on the selected Channel for the entire period of the test.

The Radar Waveform generator sends the individual waveform for each of the radar types 1-6 at -63dbm. Statistical data will be gathered to determine the ability of the device to detect the radar test waveforms. The device can utilize a test mode to demonstrate when detection occurs to prevent the need to reset the device between trial runs. The percentage of successful detection is calculated by:

$$\frac{\textit{TotalWaveformDetections}}{\textit{TotalWaveformTrials}} \times 100 = \textit{Probability of Detection Radar Waveform}$$

The Minimum number of trails, minimum percentage of successful detection and the average minimum percentage of successful detection are found in the *Radar Test Waveforms* section. The data represents the worst case detection for 20 MHz, 40 MHz, and 80 MHz signal bandwidths.



USA Bin 1A/1B Radar Statistical Performance

Trial #	Pulses	PW	PRI	1=Detection 0=No Detection	Detection Percentage	Limit
1	26	1	2105	1	100.0%	60.0%
2	21	1	2518	1		
3	21	1	2532	1		
4	27	1	1957	1		
5	26	1	2059	1		
6	18	1	3034	1		
7	42	1	1282	1		
8	32	1	1698	1		
9	69	1	776	1		
10	32	1	1693	1		
11	67	1	799	1		
12	20	1	2712	1		
13	18	1	2988	1		
14	22	1	2400	1		
15	42	1	1281	1		
16	84	1	632	1		
17	29	1	1862	1		
18	49	1	1081	1		
19	39	1	1370	1		
20	59	1	900	1		
21	30	1	1815	1		
22	18	1	3034	1		
23	60	1	892	1		
24	38	1	1402	1		
25	21	1	2547	1		
26	35	1	1518	1		
27	18	1	2939	1		
28	21	1	2522	1		
29	37	1	1462	1		
30	19	1	2888	1		



USA Bin 2 Radar Statistical Performance

Trial #	Pulses	PW	PRI	1=Detection 0=No Detection	Detection Percentage	Limit
1	28	2.4	154	0	86.7%	60.0%
2	28	3.4	174	1		
3	29	4.4	191	1		
4	28	4.2	227	1		
5	28	2.3	188	0		
6	29	4.6	201	1		
7	24	4.6	214	1		
8	28	1.4	203	1		
9	27	4.4	166	1		
10	27	5	195	1		
11	28	1.9	209	1		
12	26	2.3	171	1		
13	28	4.8	173	1		
14	24	1.9	226	0		
15	25	3.2	213	1		
16	23	4.7	214	1		
17	24	4.4	179	1		
18	23	3.3	189	1		
19	23	2.2	211	1		
20	29	2	174	1		
21	26	4.8	220	1		
22	24	4.8	214	1		
23	26	4.8	175	1		
24	29	1.2	164	1		
25	24	3.8	212	1		
26	25	1.4	159	1		
27	26	3.3	154	1		
28	23	5	230	1		
29	24	3.2	218	0		
30	27	3.6	215	1		



USA Bin 3 Radar Statistical Performance

Trial #	Pulses	PW	PRI	1=Detection 0=No Detection	Detection Percentage	Limit
1	16	7.5	244	0	83.3%	60.0%
2	16	8.8	247	1		
3	17	7.8	351	1		
4	16	6.8	330	1		
5	17	9.2	452	1		
6	16	7.9	262	1		
7	16	9.2	359	1		
8	17	6.9	285	1		
9	16	6.1	443	1		
10	18	8.5	333	1		
11	17	9.3	218	1		
12	16	8.5	458	0		
13	16	7.2	240	1		
14	18	9.1	288	1		
15	18	6.9	464	1		
16	18	9	363	1		
17	16	8.4	466	1		
18	16	6.9	305	1		
19	18	9	447	0		
20	17	8.1	239	1		
21	16	8.9	349	1		
22	16	9	241	1		
23	17	6.3	253	0		
24	16	7	229	1		
25	16	8.6	248	1		
26	17	8.2	320	1		
27	17	8.7	446	1		
28	16	9.9	286	1		
29	18	6.9	401	0		
30	18	7.8	272	1		



USA Bin 4 Radar Statistical Performance

Trial #	Pulses	PW	PRI	1=Detection 0=No Detection	Detection Percentage	Limit
1	12	16.2	276	0	76.7%	60.0%
2	15	18.8	448	1		
3	12	16.7	445	1		
4	16	19.3	460	1		
5	14	15.3	402	0		
6	13	13.9	329	1		
7	13	12.1	347	1		
8	14	16.3	261	1		
9	14	16.9	484	1		
10	12	11.5	335	0		
11	13	12.1	499	1		
12	15	12.3	488	1		
13	16	13	220	1		
14	16	17	481	0		
15	12	18.3	313	1		
16	16	13.1	234	1		
17	13	11.5	233	1		
18	13	13.3	439	1		
19	15	15.3	284	1		
20	14	16.7	378	1		
21	14	19.2	327	1		
22	14	19.6	455	0		
23	14	16	464	1		
24	14	12.7	255	1		
25	15	17.2	333	0		
26	13	19.6	376	1		
27	12	14.6	414	1		
28	14	18.2	280	1		
29	13	17	484	0		
30	14	13.3	477	1		

In addition an average minimum percentage of successful detection across all four Short pulse radar test waveforms is required and is calculated as follows:

$$\frac{P_d 1 + P_d 2 + P_d 3 + P_d 4}{4} = (100.0\% + 86.7\% + 83.3\% + 76.7\%) / 4 = 86.7\% (>80\%)$$



*See the Bin5 Radar Characteristics at the end of this report.

USA Bin 5 Radar Statistical Performance

Trial #	Name	1=Detection 0=No Detection	Detection Percentage	Limit
1	USA Bin 5 Radar Test 1	1	100.0%	80.0%
2	USA Bin 5 Radar Test 2	1		
3	USA Bin 5 Radar Test 3	1		
4	USA Bin 5 Radar Test 4	1		
5	USA Bin 5 Radar Test 5	1		
6	USA Bin 5 Radar Test 6	1		
7	USA Bin 5 Radar Test 7	1		
8	USA Bin 5 Radar Test 8	1		
9	USA Bin 5 Radar Test 9	1		
10	USA Bin 5 Radar Test 10	1		
11	USA Bin 5 Radar Test 11	1		
12	USA Bin 5 Radar Test 12	1		
13	USA Bin 5 Radar Test 13	1		
14	USA Bin 5 Radar Test 14	1		
15	USA Bin 5 Radar Test 15	1		
16	USA Bin 5 Radar Test 16	1		
17	USA Bin 5 Radar Test 17	1		
18	USA Bin 5 Radar Test 18	1		
19	USA Bin 5 Radar Test 19	1		
20	USA Bin 5 Radar Test 20	1		
21	USA Bin 5 Radar Test 21	1		
22	USA Bin 5 Radar Test 22	1		
23	USA Bin 5 Radar Test 23	1		
24	USA Bin 5 Radar Test 24	1		
25	USA Bin 5 Radar Test 25	1		
26	USA Bin 5 Radar Test 26	1		
27	USA Bin 5 Radar Test 27	1		
28	USA Bin 5 Radar Test 28	1		
29	USA Bin 5 Radar Test 29	1		
30	USA Bin 5 Radar Test 30	1		



USA Bin 5 Trial #1

Burst #	Pulses	Frequency (MHz)	Chirp (MHz)	PW (uS)	Inter-pulse spacing (uS)	Inter-pulse spacing (uS)	Pulse Start (S)
1	3	5497.9	16	70	1565	1557	0.890484
2	1	5497.9	16	80			1.098024
3	3	5497.9	16	90	1438	1971	2.412299
4	1	5497.9	16	50			3.662759
5	1	5497.9	16	95			4.51586
6	3	5497.9	16	75	1838	1125	5.943259
7	1	5497.9	16	55			7.010171
8	2	5497.9	16	80	1157		8.274153
9	1	5497.9	16	85			9.76151
10	1	5497.9	16	90			10.226807
11	2	5497.9	16	65	1486		11.575177

USA Bin 5 Trial #2

Burst #	Pulses	Frequency (MHz)	Chirp (MHz)	PW (uS)	Inter-pulse spacing (uS)	Inter-pulse spacing (uS)	Pulse Start (S)
1	1	5498.7	18	50			0.079689
2	2	5498.7	18	95	1347		1.501151
3	1	5498.7	18	90			1.723085
4	2	5498.7	18	65	1024		2.621515
5	3	5498.7	18	55	1968	1591	3.2129
6	3	5498.7	18	55	1615	1492	4.49009
7	2	5498.7	18	55	1271		5.365238
8	1	5498.7	18	55			6.213975
9	2	5498.7	18	55	1733		7.053492
10	1	5498.7	18	100			7.693245
11	1	5498.7	18	60			8.26327
12	2	5498.7	18	75	1561		9.515703
13	2	5498.7	18	60	1357		9.843797
14	3	5498.7	18	50	1150	1004	10.914903
15	1	5498.7	18	70			11.903308

USA Bin 5 Trial #3

Burst #	Pulses	Frequency (MHz)	Chirp (MHz)	PW (uS)	Inter-pulse spacing (uS)	Inter-pulse spacing (uS)	Pulse Start (S)
1	1	5497.9	16	90			0.768822
2	1	5497.9	16	85			1.51491
3	3	5497.9	16	80	1840	1163	2.528441
4	3	5497.9	16	55	1658	1443	3.166287
5	3	5497.9	16	55	1567	1795	4.019033
6	2	5497.9	16	85	1582		4.716784
7	1	5497.9	16	95			5.454116
8	1	5497.9	16	100			6.812726
9	2	5497.9	16	50	1842		7.643323
10	3	5497.9	16	95	1513	1762	7.750881
11	3	5497.9	16	90	1581	1514	8.916828
12	2	5497.9	16	65	1145		10.269718
13	2	5497.9	16	75	1182		10.509692
14	1	5497.9	16	65			11.334995

USA Bin 5 Trial #4

Burst #	Pulses	Frequency (MHz)	Chirp (MHz)	PW (uS)	Inter-pulse spacing (uS)	Inter-pulse spacing (uS)	Pulse Start (S)
1	1	5494.3	7	85			0.984272
2	3	5494.3	7	90	1767	1182	2.222755
3	1	5494.3	7	100			2.743761
4	3	5494.3	7	70	1383	1350	4.094645
5	1	5494.3	7	85			4.822062
6	3	5494.3	7	60	1196	1389	7.139265
7	1	5494.3	7	65			7.222507
8	3	5494.3	7	60	1766	1269	9.405516
9	2	5494.3	7	70	1258		10.513355
10	2	5494.3	7	65	1633		11.008867

USA Bin 5 Trial #5

Burst #	Pulses	Frequency (MHz)	Chirp (MHz)	PW (uS)	Inter-pulse spacing (uS)	Inter-pulse spacing (uS)	Pulse Start (S)
1	1	5497.9	16	60			0.698161
2	1	5497.9	16	85			1.240729
3	2	5497.9	16	70	1612		2.527254
4	3	5497.9	16	85	1390	1339	3.245606
5	1	5497.9	16	70			4.482208
6	1	5497.9	16	90			5.82008
7	1	5497.9	16	50			6.487138
8	1	5497.9	16	95			7.08388
9	1	5497.9	16	85			8.249785
10	1	5497.9	16	90			9.111072
11	1	5497.9	16	90			10.077616
12	1	5497.9	16	70			11.200881

USA Bin 5 Trial #6



Burst #	Pulses	Frequency (MHz)	Chirp (MHz)	PW (uS)	Inter-pulse spacing (uS)	Inter-pulse spacing (uS)	Pulse Start (S)
1	1	5494.3	7	70			0.283009
2	3	5494.3	7	50	1439	1171	1.090905
3	2	5494.3	7	90	1701		1.80052
4	3	5494.3	7	70	1074	1796	2.261266
5	1	5494.3	7	95			3.116347
6	2	5494.3	7	70	1284		3.711297
7	2	5494.3	7	80	1037		4.47096
8	3	5494.3	7	65	1834	1586	4.996843
9	3	5494.3	7	100	1815	1501	5.491007
10	2	5494.3	7	75	1059		6.114959
11	2	5494.3	7	80	1014		7.278375
12	2	5494.3	7	70	1009		7.556435
13	2	5494.3	7	50	1029		8.447015
14	1	5494.3	7	75			8.777191
15	1	5494.3	7	50			9.914376
16	1	5494.3	7	90			10.631341
17	3	5494.3	7	50	1304	1321	10.802102
18	2	5494.3	7	80	1517		11.689294

USA Bin 5 Trial #7

Burst #	Pulses	Frequency (MHz)	Chirp (MHz)	PW (uS)	Inter-pulse spacing (uS)	Inter-pulse spacing (uS)	Pulse Start (S)
1	3	5495.9	11	100	1967	1310	0.795883
2	1	5495.9	11	75			1.435034
3	3	5495.9	11	100	1908	1014	2.349911
4	3	5495.9	11	95	1282	1662	2.928827
5	1	5495.9	11	95			3.768936
6	1	5495.9	11	60			4.487351
7	1	5495.9	11	65			5.34682
8	1	5495.9	11	55			6.485668
9	2	5495.9	11	90	1789		7.461247
10	2	5495.9	11	50	1753		8.031031
11	1	5495.9	11	70			8.886259
12	3	5495.9	11	50	1553	1457	10.070335
13	1	5495.9	11	95			10.988211
14	2	5495.9	11	95	1236		11.358043

USA Bin 5 Trial #8

Burst #	Pulses	Frequency (MHz)	Chirp (MHz)	PW (uS)	Inter-pulse spacing (uS)	Inter-pulse spacing (uS)	Pulse Start (S)
1	1	5499.5	20	90			0.2317
2	3	5499.5	20	65	1379	1870	1.089379
3	2	5499.5	20	65	1795		1.648826
4	2	5499.5	20	95	1106		2.145282
5	1	5499.5	20	50			3.505045
6	1	5499.5	20	75			3.73012
7	2	5499.5	20	70	1325		4.808715
8	3	5499.5	20	50	1484	1221	5.191438
9	3	5499.5	20	100	1045	1109	6.27229
10	1	5499.5	20	55			6.609302
11	1	5499.5	20	60			7.228738
12	3	5499.5	20	85	1466	1114	7.951979
13	2	5499.5	20	95	1878		8.803729
14	3	5499.5	20	55	1760	1644	9.201744
15	1	5499.5	20	85			9.968468
16	3	5499.5	20	55	1445	1626	11.088148
17	1	5499.5	20	70			11.760528

USA Bin 5 Trial #9

Burst #	Pulses	Frequency (MHz)	Chirp (MHz)	PW (uS)	Inter-pulse spacing (uS)	Inter-pulse spacing (uS)	Pulse Start (S)
1	2	5494.7	8	95	1335		0.043022
2	2	5494.7	8	80	1776		1.451271
3	2	5494.7	8	100	1689		2.784193
4	3	5494.7	8	65	1313	1524	4.389117
5	1	5494.7	8	70			5.219966
6	2	5494.7	8	100	1830		6.039807
7	3	5494.7	8	75	1230	1777	8.212747
8	2	5494.7	8	75	1097		8.491395
9	2	5494.7	8	75	1421		9.91766
10	2	5494.7	8	100	1609		11.850319

USA Bin 5 Trial #10

Burst #	Pulses	Frequency (MHz)	Chirp (MHz)	PW (uS)	Inter-pulse spacing (uS)	Inter-pulse spacing (uS)	Pulse Start (S)
1	1	5499.1	19	55			0.11157
2	2	5499.1	19	65	1870		0.830866
3	2	5499.1	19	50	1840		1.474023
4	3	5499.1	19	75	1163	1963	2.094224
5	2	5499.1	19	50	1133		3.113997
6	1	5499.1	19	60			3.5232



7	3	5499.1	19	85	1002	1730	4.026247
8	2	5499.1	19	85	1566		4.870281
9	3	5499.1	19	75	1866	1053	5.64298
10	3	5499.1	19	75	1663	1920	6.432178
11	1	5499.1	19	80			6.742066
12	3	5499.1	19	85	1441	1440	7.361663
13	2	5499.1	19	50	1849		8.627297
14	3	5499.1	19	85	1522	1994	9.267652
15	3	5499.1	19	80	1202	1279	9.545
16	1	5499.1	19	90			10.349992
17	3	5499.1	19	65	1791	1619	10.784331
18	1	5499.1	19	50			11.983552

USA Bin 5 Trial #11

Burst #	Pulses	Frequency (MHz)	Chirp (MHz)	PW (uS)	Inter-pulse spacing (uS)	Inter-pulse spacing (uS)	Pulse Start (S)
1	1	5500	5	100			0.522493
2	3	5500	5	55	1566	1371	0.928195
3	3	5500	5	100	1487	1766	1.809815
4	2	5500	5	65	1722		2.284335
5	1	5500	5	95			2.727408
6	1	5500	5	100			3.274058
7	3	5500	5	90	1979	1402	4.015499
8	3	5500	5	55	1231	1775	4.765399
9	2	5500	5	70	1183		5.532699
10	2	5500	5	65	1250		5.716233
11	1	5500	5	70			6.606617
12	3	5500	5	95	1151	1972	7.00037
13	3	5500	5	55	1764	1148	8.032708
14	3	5500	5	50	1159	1532	8.416964
15	1	5500	5	70			9.369082
16	3	5500	5	80	1279	1521	9.824684
17	1	5500	5	50			10.413064
18	1	5500	5	85			10.938752
19	3	5500	5	90	1778	1111	11.663064

USA Bin 5 Trial #12

Burst #	Pulses	Frequency (MHz)	Chirp (MHz)	PW (uS)	Inter-pulse spacing (uS)	Inter-pulse spacing (uS)	Pulse Start (S)
1	1	5500	10	90			0.733228
2	2	5500	10	50	1695		1.033035
3	2	5500	10	65	1404		1.75221
4	1	5500	10	80			3.195444
5	2	5500	10	60	1459		3.802883
6	1	5500	10	95			4.632508
7	1	5500	10	85			5.876999
8	3	5500	10	55	1493	1671	6.342233
9	3	5500	10	80	1970	1789	7.034645
10	2	5500	10	90	1502		7.943981
11	1	5500	10	95			8.958011
12	1	5500	10	65			10.000762
13	2	5500	10	85	1339		10.748395
14	1	5500	10	95			11.746174

USA Bin 5 Trial #13

Burst #	Pulses	Frequency (MHz)	Chirp (MHz)	PW (uS)	Inter-pulse spacing (uS)	Inter-pulse spacing (uS)	Pulse Start (S)
1	2	5500	20	85	1318		0.228353
2	2	5500	20	60	1606		1.167903
3	1	5500	20	85			2.122012
4	2	5500	20	95	1708		2.822437
5	3	5500	20	75	1832	1098	3.46425
6	3	5500	20	55	1926	1424	4.730211
7	2	5500	20	90	1472		5.139721
8	1	5500	20	65			5.784472
9	1	5500	20	65			7.182463
10	1	5500	20	95			7.602472
11	3	5500	20	55	1605	1532	8.391097
12	1	5500	20	65			8.973331
13	2	5500	20	65	1750		9.714573
14	2	5500	20	100	1105		10.795112
15	1	5500	20	60			11.583201

USA Bin 5 Trial #14

Burst #	Pulses	Frequency (MHz)	Chirp (MHz)	PW (uS)	Inter-pulse spacing (uS)	Inter-pulse spacing (uS)	Pulse Start (S)
1	1	5500	15	55			0.499911
2	1	5500	15	100			0.910053
3	1	5500	15	55			1.74901
4	3	5500	15	100	1358	1140	2.698388
5	3	5500	15	95	1339	1924	3.595194
6	1	5500	15	70			5.120945
7	2	5500	15	95	1458		5.698442



8	2	5500	15	65	1269		6.402906
9	2	5500	15	60	1383		6.884563
10	2	5500	15	100	1087		8.542539
11	3	5500	15	90	1588	1224	8.660384
12	2	5500	15	60	1802		9.84373
13	3	5500	15	95	1808	1295	11.057216
14	1	5500	15	55			11.508254

USA Bin 5 Trial #15							
Burst #	Pulses	Frequency (MHz)	Chirp (MHz)	PW (uS)	Inter-pulse spacing (uS)	Inter-pulse spacing (uS)	Pulse Start (S)
1	3	5500	8	85	1629	1451	0.018061
2	2	5500	8	55	1633		1.106912
3	1	5500	8	70			2.32814
4	3	5500	8	80	1912	1818	3.315687
5	2	5500	8	85	1339		3.930847
6	1	5500	8	80			4.98658
7	3	5500	8	80	1390	1578	5.176749
8	3	5500	8	80	1722	1533	6.025085
9	3	5500	8	85	1034	1240	7.089244
10	1	5500	8	70			8.485271
11	2	5500	8	80	1912		9.335283
12	2	5500	8	90	1514		9.667276
13	3	5500	8	100	1493	1418	10.630793
14	3	5500	8	90	1677	1377	11.688694

USA Bin 5 Trial #16							
Burst #	Pulses	Frequency (MHz)	Chirp (MHz)	PW (uS)	Inter-pulse spacing (uS)	Inter-pulse spacing (uS)	Pulse Start (S)
1	3	5500	13	65	1189	1331	0.35333
2	2	5500	13	100	1767		0.881603
3	3	5500	13	50	1081	1298	2.315337
4	3	5500	13	75	1906	1449	3.061822
5	1	5500	13	80			3.747473
6	3	5500	13	55	1273	1212	4.112594
7	3	5500	13	65	1871	1763	5.136728
8	1	5500	13	70			5.728306
9	1	5500	13	80			6.551145
10	2	5500	13	90	1756		7.443667
11	1	5500	13	85			8.288036
12	1	5500	13	70			9.449564
13	1	5500	13	85			10.268398
14	3	5500	13	55	1854	1155	10.553291
15	1	5500	13	75			11.720691

USA Bin 5 Trial #17							
Burst #	Pulses	Frequency (MHz)	Chirp (MHz)	PW (uS)	Inter-pulse spacing (uS)	Inter-pulse spacing (uS)	Pulse Start (S)
1	3	5500	9	55	1102	1571	0.386741
2	3	5500	9	85	1636	1020	1.218474
3	3	5500	9	55	1676	1795	2.4476
4	1	5500	9	90			2.969119
5	1	5500	9	60			3.995575
6	1	5500	9	75			5.108257
7	1	5500	9	65			6.285649
8	1	5500	9	100			6.556922
9	1	5500	9	70			7.411791
10	2	5500	9	60	1253		8.617166
11	2	5500	9	95	1031		9.695112
12	3	5500	9	85	1579	1888	10.868369
13	2	5500	9	65	1956		11.213833

USA Bin 5 Trial #18							
Burst #	Pulses	Frequency (MHz)	Chirp (MHz)	PW (uS)	Inter-pulse spacing (uS)	Inter-pulse spacing (uS)	Pulse Start (S)
1	2	5500	14	85	1657		0.101193
2	2	5500	14	75	1556		0.921082
3	3	5500	14	65	1792	1706	1.758214
4	3	5500	14	55	1430	1450	2.340042
5	1	5500	14	95			2.674505
6	3	5500	14	80	1682	1280	3.457146
7	2	5500	14	75	1696		4.17093
8	1	5500	14	80			4.465992
9	1	5500	14	100			5.047007
10	3	5500	14	55	1663	1111	5.548372
11	2	5500	14	80	1983		6.272127
12	3	5500	14	50	1291	1987	6.625341
13	1	5500	14	65			7.750407
14	3	5500	14	50	1500	1779	8.107784
15	1	5500	14	55			8.797167
16	2	5500	14	95	1870		9.450914
17	3	5500	14	100	1506	1203	9.688248
18	1	5500	14	90			10.330476



19	2	5500	14	65	1790		11.272123
20	2	5500	14	95	1700		11.552912
USA Bin 5 Trial #19							
Burst #	Pulses	Frequency (MHz)	Chirp (MHz)	PW (uS)	Inter-pulse spacing (uS)	Inter-pulse spacing (uS)	Pulse Start (S)
1	3	5500	14	50	1364	1249	0.356786
2	2	5500	14	95	1074		0.967122
3	1	5500	14	50			1.37221
4	3	5500	14	85	1112	1521	1.99129
5	2	5500	14	50	1443		2.944798
6	3	5500	14	50	1197	1873	3.170136
7	2	5500	14	100	1906		4.146896
8	3	5500	14	60	1945	1001	4.215462
9	3	5500	14	85	1485	1341	5.108928
10	1	5500	14	85			5.918304
11	2	5500	14	85	1957		6.576521
12	2	5500	14	55	1572		6.626672
13	3	5500	14	75	1214	1151	7.552462
14	1	5500	14	60			8.320194
15	1	5500	14	70			8.617154
16	1	5500	14	80			9.046742
17	1	5500	14	85			9.844097
18	1	5500	14	65			10.413226
19	2	5500	14	100	1311		11.341581
20	2	5500	14	60	1064		11.55634
USA Bin 5 Trial #20							
Burst #	Pulses	Frequency (MHz)	Chirp (MHz)	PW (uS)	Inter-pulse spacing (uS)	Inter-pulse spacing (uS)	Pulse Start (S)
1	2	5500	5	80	1465		0.479937
2	2	5500	5	60	1130		1.463676
3	3	5500	5	60	1046	1030	2.228179
4	2	5500	5	60	1162		3.372358
5	2	5500	5	70	1940		3.817026
6	3	5500	5	100	1007	1219	4.418312
7	3	5500	5	50	1153	1488	5.439612
8	1	5500	5	100			6.819551
9	2	5500	5	85	1835		7.139338
10	2	5500	5	55	1619		8.097323
11	3	5500	5	50	1797	1068	8.854012
12	2	5500	5	55	1749		10.023097
13	2	5500	5	55	1401		11.13176
14	1	5500	5	100			11.420583
USA Bin 5 Trial #21							
Burst #	Pulses	Frequency (MHz)	Chirp (MHz)	PW (uS)	Inter-pulse spacing (uS)	Inter-pulse spacing (uS)	Pulse Start (S)
1	3	5502.9	14	50	1694	1443	0.465582
2	2	5502.9	14	95	1050		0.993315
3	3	5502.9	14	95	1944	1883	1.603512
4	2	5502.9	14	75	1270		2.072938
5	2	5502.9	14	80	1779		2.465977
6	1	5502.9	14	55			3.449404
7	1	5502.9	14	85			3.656777
8	1	5502.9	14	95			4.706579
9	3	5502.9	14	80	1928	1110	5.312591
10	1	5502.9	14	55			5.539136
11	2	5502.9	14	60	1760		6.261557
12	1	5502.9	14	95			6.878515
13	3	5502.9	14	65	1504	1567	7.552332
14	3	5502.9	14	65	1240	1313	8.214839
15	1	5502.9	14	80			8.71523
16	1	5502.9	14	80			9.26466
17	3	5502.9	14	90	1321	1160	10.161771
18	1	5502.9	14	60			10.52118
19	1	5502.9	14	90			11.098101
20	1	5502.9	14	50			11.903957
USA Bin 5 Trial #22							
Burst #	Pulses	Frequency (MHz)	Chirp (MHz)	PW (uS)	Inter-pulse spacing (uS)	Inter-pulse spacing (uS)	Pulse Start (S)
1	1	5501.3	18	80			0.480803
2	2	5501.3	18	90	1698		1.43357
3	3	5501.3	18	75	1410	1389	1.970292
4	3	5501.3	18	55	1822	1441	2.943472
5	1	5501.3	18	75			3.608409
6	1	5501.3	18	60			4.440586
7	2	5501.3	18	70	1736		4.751914
8	2	5501.3	18	90	1702		5.651122
9	3	5501.3	18	90	1934	1080	6.244442
10	3	5501.3	18	70	1178	1497	7.136898
11	2	5501.3	18	95	1543		7.723246



12	2	5501.3	18	85	1526		8.411886
13	1	5501.3	18	80			9.120597
14	2	5501.3	18	100	1253		10.028564
15	2	5501.3	18	70	1952		10.734843
16	2	5501.3	18	60	1252		11.565454
USA Bin 5 Trial #23							
Burst #	Pulses	Frequency (MHz)	Chirp (MHz)	PW (uS)	Inter-pulse spacing (uS)	Inter-pulse spacing (uS)	Pulse Start (S)
1	2	5503.3	13	90	1183		0.273504
2	1	5503.3	13	100			1.619155
3	1	5503.3	13	75			2.808111
4	2	5503.3	13	100	1741		3.581053
5	1	5503.3	13	90			4.613457
6	3	5503.3	13	55	1690	1354	5.697883
7	3	5503.3	13	85	1927	1447	7.192853
8	3	5503.3	13	70	1668	1556	8.466988
9	3	5503.3	13	100	1233	1818	9.516716
10	1	5503.3	13	70			10.049164
11	1	5503.3	13	90			11.436947
USA Bin 5 Trial #24							
Burst #	Pulses	Frequency (MHz)	Chirp (MHz)	PW (uS)	Inter-pulse spacing (uS)	Inter-pulse spacing (uS)	Pulse Start (S)
1	3	5500.9	19	95	1608	1220	0.317026
2	3	5500.9	19	50	1090	1589	0.872785
3	2	5500.9	19	80	1289		1.751602
4	2	5500.9	19	55	1382		2.224248
5	2	5500.9	19	100	1491		3.088153
6	2	5500.9	19	65	1671		3.58964
7	3	5500.9	19	75	1853	1785	4.253948
8	3	5500.9	19	100	1079	1199	5.059662
9	1	5500.9	19	80			5.367662
10	3	5500.9	19	65	1355	1447	6.055449
11	1	5500.9	19	95			6.8953
12	2	5500.9	19	65	1437		7.676321
13	3	5500.9	19	95	1392	1769	8.263953
14	1	5500.9	19	65			9.058647
15	2	5500.9	19	65	1470		9.943787
16	1	5500.9	19	55			10.243747
17	1	5500.9	19	90			10.711508
18	3	5500.9	19	65	1370	1905	11.68834
USA Bin 5 Trial #25							
Burst #	Pulses	Frequency (MHz)	Chirp (MHz)	PW (uS)	Inter-pulse spacing (uS)	Inter-pulse spacing (uS)	Pulse Start (S)
1	3	5504.9	9	60	1791	1051	0.429135
2	3	5504.9	9	100	1650	1349	1.084989
3	2	5504.9	9	100	1925		1.538344
4	1	5504.9	9	100			2.637526
5	3	5504.9	9	75	1279	1365	2.992447
6	2	5504.9	9	50	1878		3.639344
7	1	5504.9	9	85			4.510832
8	3	5504.9	9	55	1160	1045	4.772537
9	1	5504.9	9	95			5.406452
10	3	5504.9	9	85	1871	1180	6.439084
11	2	5504.9	9	75	1344		6.965405
12	3	5504.9	9	55	1954	1619	7.563621
13	3	5504.9	9	100	1488	1982	8.520118
14	3	5504.9	9	65	1307	1561	8.839397
15	1	5504.9	9	70			9.483035
16	2	5504.9	9	100	1488		10.426831
17	3	5504.9	9	75	1701	1036	10.690227
18	3	5504.9	9	75	1742	1644	11.958278
USA Bin 5 Trial #26							
Burst #	Pulses	Frequency (MHz)	Chirp (MHz)	PW (uS)	Inter-pulse spacing (uS)	Inter-pulse spacing (uS)	Pulse Start (S)
1	2	5500.9	19	90	1508		0.532715
2	1	5500.9	19	60			0.916875
3	2	5500.9	19	100	1868		1.391299
4	1	5500.9	19	55			2.261831
5	3	5500.9	19	65	1175	1624	2.459129
6	3	5500.9	19	85	1690	1051	3.233772
7	1	5500.9	19	95			4.021678
8	3	5500.9	19	65	1294	1089	4.212312
9	2	5500.9	19	100	1690		5.091511
10	2	5500.9	19	100	1761		5.816597
11	1	5500.9	19	85			6.500772
12	2	5500.9	19	85	1547		7.094771
13	1	5500.9	19	90			7.386037
14	3	5500.9	19	80	1833	1012	7.82334
15	1	5500.9	19	95			8.971933



16	2	5500.9	19	60	1784		9.41705
17	3	5500.9	19	100	1474	1408	10.172485
18	2	5500.9	19	85	1766		10.202213
19	1	5500.9	19	50			11.240597
20	1	5500.9	19	50			11.938771

USA Bin 5 Trial #27							
Burst #	Pulses	Frequency (MHz)	Chirp (MHz)	PW (uS)	Inter-pulse spacing (uS)	Inter-pulse spacing (uS)	Pulse Start (S)
1	1	5502.5	15	70			0.479224
2	2	5502.5	15	55	1438		0.919235
3	2	5502.5	15	55	1490		1.411613
4	2	5502.5	15	65	1551		2.043787
5	1	5502.5	15	70			2.593986
6	3	5502.5	15	55	1072	1069	3.265247
7	2	5502.5	15	55	1999		4.27739
8	2	5502.5	15	95	1527		4.770088
9	3	5502.5	15	95	1780	1711	5.205987
10	2	5502.5	15	85	1334		6.207125
11	1	5502.5	15	95			6.67661
12	2	5502.5	15	60	1493		7.297053
13	3	5502.5	15	70	1535	1498	7.918982
14	1	5502.5	15	85			8.681359
15	3	5502.5	15	75	1262	1210	9.120944
16	1	5502.5	15	55			9.989974
17	1	5502.5	15	95			10.307008
18	3	5502.5	15	85	1920	1829	11.016008
19	3	5502.5	15	50	1083	1064	11.714773

USA Bin 5 Trial #28							
Burst #	Pulses	Frequency (MHz)	Chirp (MHz)	PW (uS)	Inter-pulse spacing (uS)	Inter-pulse spacing (uS)	Pulse Start (S)
1	3	5503.7	12	60	1310	1190	0.323771
2	2	5503.7	12	55	1980		1.227867
3	1	5503.7	12	95			2.642162
4	2	5503.7	12	100	1635		3.492789
5	1	5503.7	12	80			4.654987
6	3	5503.7	12	100	1043	1882	5.839869
7	1	5503.7	12	95			6.034119
8	1	5503.7	12	90			7.278706
9	1	5503.7	12	90			8.744725
10	3	5503.7	12	75	1611	1360	9.166597
11	3	5503.7	12	60	1815	1068	10.60396
12	2	5503.7	12	90	1654		11.392602

USA Bin 5 Trial #29							
Burst #	Pulses	Frequency (MHz)	Chirp (MHz)	PW (uS)	Inter-pulse spacing (uS)	Inter-pulse spacing (uS)	Pulse Start (S)
1	1	5506.1	6	100			0.148091
2	2	5506.1	6	75	1732		0.696239
3	1	5506.1	6	85			1.250434
4	2	5506.1	6	55	1322		2.296545
5	3	5506.1	6	90	1053	1768	2.569094
6	2	5506.1	6	55	1138		3.178385
7	3	5506.1	6	100	1967	1649	3.691187
8	1	5506.1	6	85			4.552394
9	2	5506.1	6	100	1943		5.038841
10	2	5506.1	6	75	1745		5.702312
11	2	5506.1	6	70	1862		6.162789
12	3	5506.1	6	60	1435	1822	7.073333
13	1	5506.1	6	90			7.745948
14	3	5506.1	6	85	1074	1902	8.187007
15	1	5506.1	6	90			8.961062
16	1	5506.1	6	90			9.292628
17	2	5506.1	6	95	1919		9.808523
18	1	5506.1	6	55			10.285276
19	3	5506.1	6	55	1451	1000	10.92538
20	3	5506.1	6	85	1922	1543	11.794408

USA Bin 5 Trial #30							
Burst #	Pulses	Frequency (MHz)	Chirp (MHz)	PW (uS)	Inter-pulse spacing (uS)	Inter-pulse spacing (uS)	Pulse Start (S)
1	1	5504.1	11	90			0.283563
2	1	5504.1	11	85			1.583555
3	2	5504.1	11	65	1625		2.831772
4	3	5504.1	11	50	1315	1397	3.605814
5	1	5504.1	11	55			4.057958
6	1	5504.1	11	75			5.959476
7	3	5504.1	11	55	1883	1965	6.941552
8	2	5504.1	11	75	1647		7.689718
9	2	5504.1	11	80	1107		8.576907
10	2	5504.1	11	100	1128		9.575497
11	3	5504.1	11	90	1007	1989	10.423516



12

2

5504.1

11

100

1825

11.03542



*See the Bin6 Radar Characteristics at the end of this report.

USA Frequency Hopping Radar Statistical Performance

Trial #	Name	1=Detection 0=No Detection	Detection Percentage	Limit
1	USA Bin 6 Radar Test 1	1	90.0%	70.0%
2	USA Bin 6 Radar Test 2	1		
3	USA Bin 6 Radar Test 3	0		
4	USA Bin 6 Radar Test 4	1		
5	USA Bin 6 Radar Test 5	1		
6	USA Bin 6 Radar Test 6	1		
7	USA Bin 6 Radar Test 7	0		
8	USA Bin 6 Radar Test 8	0		
9	USA Bin 6 Radar Test 9	1		
10	USA Bin 6 Radar Test 10	1		
11	USA Bin 6 Radar Test 11	1		
12	USA Bin 6 Radar Test 12	1		
13	USA Bin 6 Radar Test 13	1		
14	USA Bin 6 Radar Test 14	1		
15	USA Bin 6 Radar Test 15	1		
16	USA Bin 6 Radar Test 16	1		
17	USA Bin 6 Radar Test 17	1		
18	USA Bin 6 Radar Test 18	1		
19	USA Bin 6 Radar Test 19	1		
20	USA Bin 6 Radar Test 20	1		
21	USA Bin 6 Radar Test 21	1		
22	USA Bin 6 Radar Test 22	1		
23	USA Bin 6 Radar Test 23	1		
24	USA Bin 6 Radar Test 24	1		
25	USA Bin 6 Radar Test 25	1		
26	USA Bin 6 Radar Test 26	1		
27	USA Bin 6 Radar Test 27	1		
28	USA Bin 6 Radar Test 28	1		
29	USA Bin 6 Radar Test 29	1		
30	USA Bin 6 Radar Test 30	1		

USA Frequency Hopping Trial #1

Hop #	Freq (GHz)	Pulse Start (mS)
3	5500	9
9	5498	27
17	5493	51
18	5509	54

USA Frequency Hopping Trial #2

Hop #	Freq (GHz)	Pulse Start (mS)
15	5505	45
21	5504	63
71	5493	213

USA Frequency Hopping Trial #3

Hop #	Freq (GHz)	Pulse Start (mS)
20	5497	60
23	5506	69
58	5508	174

USA Frequency Hopping Trial #4

Hop #	Freq (GHz)	Pulse Start (mS)
6	5507	18
16	5509	48
27	5499	81
56	5501	168

USA Frequency Hopping Trial #5

Hop #	Freq (GHz)	Pulse Start (mS)
18	5499	54
38	5509	114
63	5501	189
99	5504	297

USA Frequency Hopping Trial #6

Hop #	Freq (GHz)	Pulse Start (mS)
17	5497	51
54	5493	162
57	5507	171
67	5503	201
99	5508	297

USA Frequency Hopping Trial #7

Hop #	Freq (GHz)	Pulse Start (mS)
91	5492	273
94	5508	282

USA Frequency Hopping Trial #8

Hop #	Freq (GHz)	Pulse Start (mS)
68	5498	204

USA Frequency Hopping Trial #9

Hop #	Freq (GHz)	Pulse Start (mS)
49	5495	147
70	5492	210
73	5508	219
76	5497	228

USA Frequency Hopping Trial #10

Hop #	Freq (GHz)	Pulse Start (mS)
13	5494	39
14	5505	42
17	5502	51
75	5496	225
85	5504	255
91	5508	273

USA Frequency Hopping Trial #11

Hop #	Freq (GHz)	Pulse Start (mS)
53	5508	159
90	5501	270
94	5503	282

USA Frequency Hopping Trial #12

Hop #	Freq (GHz)	Pulse Start (mS)
4	5507	12
12	5498	36
42	5502	126
44	5501	132
73	5499	219

82	5496	246
USA Frequency Hopping Trial #13		
Hop #	Freq (GHz)	Pulse Start (mS)
6	5508	18
25	5500	75
49	5499	147
78	5509	234
USA Frequency Hopping Trial #14		
Hop #	Freq (GHz)	Pulse Start (mS)
11	5503	33
31	5491	93
60	5495	180
71	5492	213
94	5497	282
USA Frequency Hopping Trial #15		
Hop #	Freq (GHz)	Pulse Start (mS)
4	5495	12
13	5492	39
36	5506	108
59	5496	177
65	5503	195
71	5504	213
USA Frequency Hopping Trial #16		
Hop #	Freq (GHz)	Pulse Start (mS)
39	5498	117
47	5506	141
USA Frequency Hopping Trial #17		
Hop #	Freq (GHz)	Pulse Start (mS)
7	5497	21
33	5498	99
39	5491	117
84	5509	252
USA Frequency Hopping Trial #18		
Hop #	Freq (GHz)	Pulse Start (mS)
0	5509	0
12	5500	36
36	5505	108
46	5498	138
84	5499	252
94	5507	282
USA Frequency Hopping Trial #19		
Hop #	Freq (GHz)	Pulse Start (mS)
36	5495	108
56	5496	168
79	5509	237
USA Frequency Hopping Trial #20		
Hop #	Freq (GHz)	Pulse Start (mS)
14	5497	42
21	5492	63
28	5506	84
47	5495	141
71	5501	213
78	5493	234
USA Frequency Hopping Trial #21		
Hop #	Freq (GHz)	Pulse Start (mS)
43	5494	129
45	5492	135
65	5499	195
USA Frequency Hopping Trial #22		
Hop #	Freq (GHz)	Pulse Start (mS)
48	5495	144
71	5501	213
94	5493	282
97	5507	291
USA Frequency Hopping Trial #23		
Hop #	Freq (GHz)	Pulse Start (mS)
19	5506	57
89	5499	267
USA Frequency Hopping Trial #24		



Hop #	Freq (GHz)	Pulse Start (mS)
25	5502	75
35	5499	105
40	5491	120
64	5503	192
88	5493	264

USA Frequency Hopping Trial #25

Hop #	Freq (GHz)	Pulse Start (mS)
1	5497	3
9	5494	27
20	5507	60
82	5504	246

USA Frequency Hopping Trial #26

Hop #	Freq (GHz)	Pulse Start (mS)
14	5509	42
15	5499	45
83	5491	249
84	5502	252
86	5492	258

USA Frequency Hopping Trial #27

Hop #	Freq (GHz)	Pulse Start (mS)
33	5497	99
69	5496	207
79	5502	237

USA Frequency Hopping Trial #28

Hop #	Freq (GHz)	Pulse Start (mS)
15	5501	45
16	5497	48
26	5492	78
35	5491	105
63	5503	189
72	5498	216
89	5506	267

USA Frequency Hopping Trial #29

Hop #	Freq (GHz)	Pulse Start (mS)
32	5506	96
40	5498	120
45	5509	135
66	5499	198
91	5495	273

USA Frequency Hopping Trial #30

Hop #	Freq (GHz)	Pulse Start (mS)
59	5497	177
62	5501	186
88	5507	264

Appendix C: List of Test Equipment Used to perform the test

Equip#	Manufacturer/ Model	Description	Last Cal	Next Due
CIS-54303	Keysight / N5182B	MXG Signal Generator	6-Apr-16	6-Apr-17
CIS-49514	National Instruments /PXI-1042	DFS Automation System	Cal before Use	Cal before Use
	National Instruments /PXI-5422	16-Bit 200MS/s AWG	Cal before Use	Cal before Use
	National Instruments /PXI-5422	16-Bit 200MS/s AWG	Cal before Use	Cal before Use
	National Instruments /PXI-2796	40GHz Dual 6x1 Multiplex	Cal before Use	Cal before Use
CIS050721	N9030A Keysight	PXA Signal Analyzer	30-Mar-16	30-Mar-17
CIS054662	SF18-S1S1-36 MegaPhase	SMA 36" cable	24-Sep-15	24-Sep-16
CIS054661	BWS30-W2 Aeroflex	SMA 30dB Attenuator	24-Sep-15	24-Sep-16
CIS054660	BWS20-W2 Aeroflex	SMA 20dB Attenuator	24-Sep-15	24-Sep-16
CIS054659	PS4-09-452/4S Pulsar	Splitter	24-Sep-15	24-Sep-16
CIS054657	ZFSC-2-10G Mini-Circuits	Splitter	24-Sep-15	24-Sep-16
CIS054678	RA08-S1S1-12 MegaPhase	SMA 12" Cable	24-Sep-15	24-Sep-16
CIS054668	RA08-S1S1-18 MegaPhase	SMA 18" Cable	24-Sep-15	24-Sep-16
CIS054667	RA08-S1S1-18 MegaPhase	SMA 18" Cable	24-Sep-15	24-Sep-16
CIS054665	RA08-S1S1-24 MegaPhase	SMA 24" Cable	24-Sep-15	24-Sep-16
CIS054663	F120-S1S1-48 MegaPhase	SMA 48" Cable	24-Sep-15	24-Sep-16
CIS054686	NI PXI-2796 National Instruments	Plug-in switch module	6-Oct-15	6-Oct-16
CIS-49514	National Instruments /PXI-1042	DFS Automation System	Cal before Use	Cal before Use
CIS-49514	National Instruments /PXI-5422	16-Bit 200MS/s AWG	Cal before Use	Cal before Use
CIS-49514	National Instruments /PXI-5422	16-Bit 200MS/s AWG	Cal before Use	Cal before Use
CIS054695	D3C2060 Ditom	Circulator	20-Oct-15	20-Oct-16



End