



**Test Report**  
**AIR-AP3802P-x-K9**  
**AIR-AP3802P-UXK9**

(x=A,B,D,N,T,Z)

Cisco Aironet 802.11ac Dual Band Access Points

**FCC ID: LDK102101**  
**IC: 2461B-102101**

**2400-2483.5 MHz**

**Against the following Specifications:**

**CFR47 Part 15.247**  
**RSS-247**  
**RSS-Gen**  
**AS/NZS 4268**  
**LP0002**  
**G.S.R 45 (E)**

**Cisco Systems**  
170 West Tasman Drive  
San Jose, CA 95134

	
<b>Author:</b> Jose Aguirre <b>Tested By</b>	<b>Approved By:</b> Jim Nicholson <b>Title:</b> Technical Leader, Engineering <b>Revision:</b> 1

This report replaces any previously entered test report under EDCS – **1552567**. This test report has been electronically authorized and archived using the CISCO Engineering Document Control system.



This test report has been electronically authorized and archived using the CISCO Engineering Document Control system.

**SECTION 1: OVERVIEW .....4**

**SECTION 2: ASSESSMENT INFORMATION .....5**

    2.1 GENERAL .....5

    2.2 DATE OF TESTING .....7

    2.3 REPORT ISSUE DATE .....7

    2.4 TESTING FACILITIES .....7

    2.5 EQUIPMENT ASSESSED (EUT) .....7

    2.6 EUT DESCRIPTION .....8

**SECTION 3: RESULT SUMMARY .....10**

**SECTION 4: SAMPLE DETAILS .....12**

**APPENDIX A: EMISSION TEST RESULTS .....13**

    CONDUCTED TEST SETUP DIAGRAM .....13

    TARGET MAXIMUM CHANNEL POWER .....13

    ANTENNA GAIN : 2 DBI .....13

    ANTENNA GAIN : 3 DBI .....13

    ANTENNA GAIN : 4 DBI .....14

    ANTENNA GAIN : 5 DBI .....14

    ANTENNA GAIN : 6 DBI .....14

    ANTENNA GAIN : 8 DBI .....15

    ANTENNA GAIN : 13 DBI .....15

    A.1 6dB BANDWIDTH .....16

    A.2 99% AND 26dB BANDWIDTH .....23

    A.3 MAXIMUM CONDUCTED OUTPUT POWER .....30

    ANTENNA GAIN : 2 DBI .....32

    ANTENNA GAIN : 3 DBI .....36

    ANTENNA GAIN : 4 DBI .....40

    ANTENNA GAIN : 5 DBI .....44

    ANTENNA GAIN : 6 DBI .....48

    ANTENNA GAIN : 8 DBI .....52

    ANTENNA GAIN : 13 DBI .....56

    A.4 POWER SPECTRAL DENSITY .....60

    A.5 CONDUCTED SPURIOUS EMISSIONS .....67

    A.6 CONDUCTED BANDEDGE .....77

    ANTENNA GAIN : 2 DBI .....81

    ANTENNA GAIN : 3 DBI .....87

    ANTENNA GAIN : 4 DBI .....92

    ANTENNA GAIN : 5 DBI .....97

    ANTENNA GAIN : 6 DBI .....103

    ANTENNA GAIN : 8 DBI .....108

    ANTENNA GAIN : 13 DBI .....114

**APPENDIX B: EMISSION TEST RESULTS .....119**



RADIATED EMISSION SETUP DIAGRAM-BELOW 1G.....	119
RADIATED EMISSION SETUP DIAGRAM-ABOVE 1G .....	119
B.1 RADIATED SPURIOUS EMISSIONS .....	120
B.2 RECEIVER SPURIOUS EMISSIONS.....	127
B.3 RADIATED EMISSIONS 30MHZ TO 1GHZ.....	130
B.4 AC CONDUCTED EMISSIONS .....	132
<b>APPENDIX C: LIST OF TEST EQUIPMENT USED TO PERFORM THE TEST.....</b>	<b>138</b>
<b>APPENDIX E: ABBREVIATION KEY AND DEFINITIONS .....</b>	<b>141</b>



## Section 1: Overview

The samples were assessed against the tests under the requirements of the following specifications:

Emission
CFR47 Part 15.247 RSS247 Issue 1: May 2015 RSS-Gen Issue 4: Nov 2014 LP0002

Measurements were made in accordance with

- ANSI C63.10:2013
- FCC KDB 662911 D01 v02r01
- KDB 558074 D01 DTS Meas Guidance v03r04



## Section 2: Assessment Information

### 2.1 General

This report contains an assessment of an apparatus against Electromagnetic Compatibility Standards based upon tests carried out on the samples submitted. The testing was performed by and for the use of Cisco systems Inc:

With regard to this assessment, the following points should be noted:

- a) The results contained in this report relate only to the items tested and were obtained in the period between the date of the initial assessment and the date of issue of the report. Manufactured products will not necessarily give identical results due to production and measurement tolerances.
- b) The apparatus was set up and exercised using the configuration and modes of operation defined in this report only.
- c) Where relevant, the apparatus was only assessed using the susceptibility criteria defined in this report and the Test Assessment Plan (TAP).
- d) All testing was performed under the following environmental conditions:

Temperature	15°C to 35°C (54°F to 95°F)
Atmospheric Pressure	860mbar to 1060mbar (25.4" to 31.3")
Humidity	10% to 75*%

\*[Where applicable] For ESD testing the humidity limits used were 30% to 60% and for EFT/B tests the humidity limits used were 25% to 75%.
- e) All AC testing was performed at one or more of the following supply voltages:  
110V 60 Hz (+/-20%)

### Units of Measurement

The units of measurements defined in the appendices are reported in specific terms, which are test dependent. Where radiated measurements are concerned these are defined at a particular distance. Basic voltage measurements are defined in units of [dBuV]

As an example, the basic calculation for all measurements is as follows:

$$\text{Emission level [dBuV]} = \text{Indicated voltage level [dBuV]} + \text{Cable Loss [dB]} + \text{Other correction factors [dB]}$$

The combinations of correction factors are dependent upon the exact test configurations [see test equipment lists for further details] and may include:-

Antenna Factors, Pre Amplifier Gain, LISN Loss, Pulse Limiter Loss and Filter Insertion Loss..

Note: to convert the results from dBuV/m to uV/m use the following formula:-

$$\text{Level in uV/m} = \text{Common Antilogarithm} [(X \text{ dBuV/m})/20] = Y \text{ uV/m}$$



## Measurement Uncertainty Values

voltage and power measurements	$\pm 2$ dB
conducted EIRP measurements	$\pm 1.4$ dB
radiated measurements	$\pm 3.2$ dB
frequency measurements	$\pm 2.4 \cdot 10^{-7}$
temperature measurements	$\pm 0.54^{\circ}$
humidity measurements	$\pm 2.3\%$
DC and low frequency measurements	$\pm 2.5\%$

Where relevant measurement uncertainty levels have been estimated for tests performed on the apparatus. This uncertainty represents an expanded uncertainty expressed at approximately the 95% confidence level using a coverage factor of  $k=2$ .

Radiated emissions (expanded uncertainty, confidence interval 95%)

30 MHz - 300 MHz	+/- 3.8 dB
300 MHz - 1000 MHz	+/- 4.3 dB
1 GHz - 10 GHz	+/- 4.0 dB
10 GHz - 18GHz	+/- 8.2 dB
18GHz - 26.5GHz	+/- 4.1 dB
26.5GHz - 40GHz	+/- 3.9 dB

Conducted emissions (expanded uncertainty, confidence interval 95%)

30 MHz – 40GHz	+/- 0.38 dB
----------------	-------------

A product is considered to comply with a requirement if the nominal measured value is below the limit line. The product is considered to not be in compliance in case the nominal measured value is above the limit line.

**This report must not be reproduced except in full, without written approval of Cisco Systems.**

**2.2 Date of testing**

01-Jan-16 - 29-Feb-16

**2.3 Report Issue Date**

07-March-2016

Cisco uses an electronic system to issue, store and control the revision of test reports. This system is called the Engineering Document Control System (EDCS). The actual report issue date is embedded into the original file on EDCS. Any copies of this report, either electronic or paper, that are not on EDCS must be considered uncontrolled.

**2.4 Testing facilities**

This assessment was performed by:

**Testing Laboratory**

Cisco Systems, Inc.,  
125 West Tasman Drive  
San Jose, CA 95134, USA

**Registration Numbers for Industry Canada**

<b>Cisco System Site</b>	<b>Address</b>	<b>Site Identifier</b>
Building P, 10m Chamber	125 West Tasman Dr San Jose, CA 95134	Company #: 2461N-2
Building P, 5m Chamber	125 West Tasman Dr San Jose, CA 95134	Company #: 2461N-1
Building I, 5m Chamber	285 W. Tasman Drive San Jose, California 95134	Company #: 2461M-1

**Test Engineers**

Jose Aguirre

**2.5 Equipment Assessed (EUT)**

AIR-AP3802P-B-K9



## 2.6 EUT Description

The Cisco Aironet 802.11ac Dual Band Access Points support the following modes of operation. The modes are further defined in the radio Theory of Operation. The modes included in this report represent the worst case data for all modes. Data is recorded at the lowest supported data rate for each mode. This report covers operation on channel 1-11.

- 802.11n/ac - Legacy CCK, One Antenna, 1 to 11 Mbps
- 802.11n/ac - Legacy CCK, Two Antennas, 1 to 11 Mbps
- 802.11n/ac - Legacy CCK, Three Antennas, 1 to 11 Mbps
- 802.11n/ac - Legacy CCK, Four Antennas, 1 to 11 Mbps
  
- 802.11n/ac - Non HT20, One Antenna, 6 to 54 Mbps
- 802.11n/ac - Non HT20, Two Antennas, 6 to 54 Mbps
- 802.11n/ac - Non HT20, Three Antennas, 6 to 54 Mbps
- 802.11n/ac - Non HT20, Four Antennas, 6 to 54 Mbps
  
- 802.11n/ac - Non HT20 Beam Forming, Two Antennas, 6 to 54 Mbps
- 802.11n/ac - Non HT20 Beam Forming, Three Antennas, 6 to 54 Mbps
- 802.11n/ac - Non HT20 Beam Forming, Four Antennas, 6 to 54 Mbps
  
- 802.11n/ac - HT/VHT20, One Antenna, M0 to M7
- 802.11n/ac - HT/VHT20, Two Antennas, M0 to M7
- 802.11n/ac - HT/VHT20, Two Antennas, M8 to M15
- 802.11n/ac - HT/VHT20, Three Antennas, M0 to M7
- 802.11n/ac - HT/VHT20, Three Antennas, M8 to M15
- 802.11n/ac - HT/VHT20, Three Antennas, M16 to M23
- 802.11n/ac - HT/VHT20, Four Antennas, M0 to M7
- 802.11n/ac - HT/VHT20, Four Antennas, M8 to M15
- 802.11n/ac - HT/VHT20, Four Antennas, M16 to M23
  
- 802.11n/ac - HT/VHT20 Beam Forming, Two Antennas, M0 to M7
- 802.11n/ac - HT/VHT20 Beam Forming, Two Antennas, M8 to M15
- 802.11n/ac - HT/VHT20 Beam Forming, Three Antennas, M0 to M7
- 802.11n/ac - HT/VHT20 Beam Forming, Three Antennas, M8 to M15
- 802.11n/ac - HT/VHT20 Beam Forming, Three Antennas, M16 to M23
- 802.11n/ac - HT/VHT20 Beam Forming, Four Antennas, M0 to M7
- 802.11n/ac - HT/VHT20 Beam Forming, Four Antennas, M8 to M15
- 802.11n/ac - HT/VHT20 Beam Forming, Four Antennas, M16 to M23
  
- 802.11n/ac - HT/VHT20 STBC, Two Antennas, M0 to M7
- 802.11n/ac - HT/VHT20 STBC, Three Antennas, M0 to M7
- 802.11n/ac - HT/VHT20 STBC, Four Antennas, M0 to M7





The following antennas are supported by this product series.

**The data included in this report represent the worst case data for all antennas.**

Frequency	Part Number	Antenna Type	Antenna Gain (dBi)	Model	Antenna Gain >30 degrees (dBi)
<b>2.4 GHz</b>	AIR-ANT24020V-R	Omni	2	3800P	NA
	AIR-ANT2452V-R	Diversity Omni-directional	5.2	3800P	NA
	AIR-ANT2430V-R	MIMO 3-Element Omni	3	3800P	NA
	AIR-ANT2440NV-R	MIMO Wall-Mount Omni Antenna	4	3800P	NA
	AIR-ANT2460NP-R	MIMO 3-Element Patch	6	3800P	NA
<b>5 GHz</b>	AIR-ANT5140V-R	MIMO 3-Element Omni	4	3800P	Indoor Only
	AIR-ANT5140NV-R	MIMO Wall-Mount Omni Antenna	4	3800P	-8
	AIR-ANT5145V-R	Diversity Omni-directional	4.5	3800P	Indoor Only
	AIR-ANT5160NP-R	MIMO 3-Element Patch	6	3800P	3
<b>2.4 / 5 GHz</b>	AIR-ANT2451V-R	Omni	2 / 3	3800P	Indoor Only
	AIR-ANT2451NV-R	Omni	3 / 4	3800P	Indoor Only
	AIR-ANT2524DB-R	Dual-resonant black dipole	2 / 4	3800P	Indoor Only
	AIR-ANT2524DW-R	Dual-resonant white dipole	2 / 4	3800P	Indoor Only
	AIR-ANT2524DG-R	Dual-resonant gray dipole	2 / 4	3800P	Indoor Only
	AIR-ANT2524V4C-R	Dual-resonant ceiling mount omni (4-pack)	2 / 4	3800P	Indoor Only
	AIR-ANT2535SDW-R	Dual-resonant "stubby" monopole	3 / 5	3800P	Indoor Only
	AIR-ANT2544V4M-R	Dual-resonant omni (4-pack)	4 / 4	3800P	Indoor Only
	AIR-ANT2566P4W-R	Dual-resonant "directional" antenna (4-pack)	6 / 6	3800P	3
	AIR-ANT2566D4M-R	Dual-Band Polarization-Diverse Directional Array	6 / 6	3800P	3
	AIR-ANT2513P4M-N	Dual-resonant cross-pol "directional" antenna (4-pack)	13 / 13	3800P	-7
	AIR-ANT25-LOC-02	Directional HL / Directional WiFi	3 / 4	3800P	
	AIR-ANT25-LOC-03	Linear HL / Omni WiFi	0 / 1	3800P	
	AIR-ANT25-LOC-04	Omni HL / Omni WiFi	0 / 1	3800P	

### Section 3: Result Summary

#### 3.1 Results Summary Table

##### Conducted emissions

Basic Standard	Technical Requirements / Details	Result
FCC 15.247 RSS-247 LP0002:3.10.1(6.2.1)	<b>6dB Bandwidth:</b> Systems using digital modulation techniques may operate in the 2400-2483.5MHz band. The minimum 6dB bandwidth shall be at least 500 kHz.	Pass
FCC 15.247 RSS-247	<b>99% &amp; 26 dB Bandwidth:</b> The 99% occupied bandwidth is the frequency bandwidth such that, below its lower and above its upper frequency limits, the mean powers are each equal to 0.5% of the total mean power of the given emission. There is no limit for 99% OBW.  The 26 dB emission is the width of the emission that is constrained by the frequencies associated with the two outermost amplitude points (upper and lower frequencies) that are attenuated by 26 dB relative to the maximum level measured in the fundamental emission.	Pass
FCC 15.247 RSS-247 LP0002:3.10.1(2.3)	<b>Output Power:</b> <b>15.247</b> The maximum conducted output power of the intentional radiator for systems using digital modulation in the 2400-2483.5 MHz band shall not exceed 1 Watt (30dBm). If transmitting antennas of directional gain greater than 6 dBi are used, the maximum conducted output power shall be reduced by the amount in dB that the directional gain of the antenna exceeds 6 dBi.  <b>RSS-247</b> For DTSs employing digital modulation techniques operating in the band 2400-2483.5 MHz, the maximum peak conducted output power shall not exceed 1W. Except as provided in Section 5.4(5), the e.i.r.p. shall not exceed 4 W.	Pass
FCC 15.247 RSS-247 LP0002:3.10.1(6.2.2)	<b>Power Spectral Density:</b> For digitally modulated systems, the power spectral density conducted from the intentional radiator to the antenna shall not be greater than 8 dBm in any 3 kHz band during any time interval of continuous transmission.	Pass
FCC 15.247 RSS-247 LP0002:3.10.1(5)/2.8	<b>Conducted Spurious Emissions / Band-Edge:</b> In any 100 kHz bandwidth outside the frequency band in which the spread spectrum or digitally modulated intentional radiator is operating, the radio frequency power that is produced by the intentional radiator shall be at least 20 dB below that in the 100 kHz bandwidth within the band that contains the highest level of the desired power, based on either an RF conducted or a radiated measurement, provided the transmitter demonstrates compliance with the peak conducted power limits. If the transmitter complies with the conducted power limits based on the use of RMS averaging over a time interval, as permitted under paragraph (b)(3) of this section, the attenuation required under this paragraph shall be 30 dB instead of 20 dB. Attenuation below the general limits specified in §15.209(a) is not required	Pass
FCC 15.247 RSS-247 FCC 15.205 RSS-Gen	<b>Restricted band:</b> Unwanted emissions falling within the restricted bands, as defined in FCC 15.205 (a) and RSS-Gen 8.10 must also comply with the radiated emission limits specified in FCC 15.209 (a) and RSS-Gen 8.9.	Pass

**Radiated Emissions (General requirements)**

Basic Standard	Technical Requirements / Details	Result
FCC 15.209 RSS-Gen LP0002:3.10.1(5)/2.8	<p><b>TX Spurious Emissions:</b> Except as provided elsewhere in this subpart, the emissions from an intentional radiator shall not exceed the field strength levels specified in the filed strength limits table in this section. Unwanted emissions falling within the restricted bands, as defined in FCC 15.205 (a) and RSS-Gen 8.10 must also comply with the radiated emission limits specified in FCC 15.209 (a) and RSS-Gen 8.9.</p>	Pass
RSS-Gen LP0002:3.10.1(5)2.8	<p><b>RX Spurious Emissions:</b> <b>RSS-Gen 8.9</b> Except when the requirements applicable to a given device state otherwise, emissions from licence-exempt transmitters shall comply with the field strength limits shown in Table 4 and Table 5 below. Additionally, the level of any transmitter emission shall not exceed the level of the transmitter's fundamental emission. <b>RSS-Gen 8.10</b> Unwanted emissions that fall into restricted bands of Table 6 shall comply with the limits specified in RSS-Gen; and (c ) Unwanted emissions that do not fall within the restricted frequency bands of Table 6 shall comply either with the limits specified in the applicable RSS or with those specified in this RSS-Gen.</p>	Pass
FCC 15.207 RSS-Gen LP0002:2.3	<p><b>AC conducted Emissions:</b> Except when the requirements applicable to a given device state otherwise, for any radio apparatus equipped to operate from the public utility AC power supply, either directly or indirectly (such as with a battery charger), the radio frequency voltage of emissions conducted back onto the AC power lines in the frequency range of 0.15 MHz to 30 MHz shall not exceed the limits shown in the table in these sections. The more stringent limit applies at the frequency range boundaries.</p>	Pass

\* MPE calculation is recorded in a separate report



## Section 4: Sample Details

Note: Each sample was evaluated to ensure that its condition was suitable to be used as a test sample prior to the commencement of testing.

### 4.1 Sample Details

Sample No.	Equipment Details	Manufacturer	Hardware Rev.	Firmware Rev.	Software Rev.	Serial Number
S01	AIR-AP3802P-B-K9	Cisco Systems	01	Linux ver 3.14.33	U-boot	FOC1945132D
S02*	PWR-CUBE-B 341-100460-001	Delta	A0	NA	NA	Engineering sample

(\*) S02 are support equipment Power supplies for EUT S01

### 4.2 System Details

System #	Description	Samples
1	AIR-AP3802P-B-K9	S01
2	PWR-CUBE-B	S02

### 4.3 Mode of Operation Details

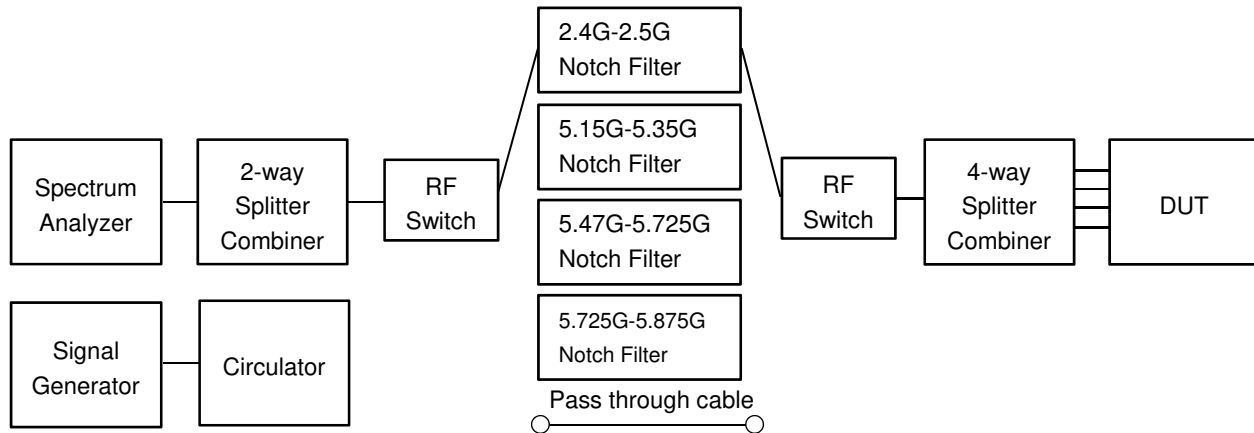
Mode#	Description	Comments
1	Continuous Transmitting	Continuous Transmitting $\geq 98\%$ duty cycle

Measurements were made in accordance with

- ANSI C63.10:2013
- FCC KDB 662911 D01 v02r01
- KDB 558074 D01 Meas Guidance v03r04

**Appendix A: Emission Test Results**

**Conducted Test Setup Diagram**



**Target Maximum Channel Power**

The following table details the maximum supported Total Channel Power for all operating modes.

**Antenna Gain : 2 dBi**

Operating Mode	Maximum Channel Power (dBm EIRP)		
	Frequency (MHz)		
	2412	2437	2462
Legacy CCK, 1 to 11 Mbps	24	25	23
Non HT20, 6 to 54 Mbps	24	24	22
Non HT20 Beam Forming, 6 to 54 Mbps	26	30	23
HT/VHT20, M0 to M23	23	25	23
HT/VHT20 Beam Forming, M0 to M23	27	31	24
HT/VHT20 STBC, M0 to M7	23	25	23

**Antenna Gain : 3 dBi**

Operating Mode	Maximum Channel Power (dBm EIRP)		
	Frequency (MHz)		
	2412	2437	2462
Legacy CCK, 1 to 11 Mbps	25	26	24
Non HT20, 6 to 54 Mbps	24	25	22
Non HT20 Beam Forming, 6 to 54 Mbps	27	31	22
HT/VHT20, M0 to M23	24	26	23
HT/VHT20 Beam Forming, M0 to M23	27	32	23
HT/VHT20 STBC, M0 to M7	24	26	23



**Antenna Gain : 4 dBi**

Operating Mode	Maximum Channel Power (dBm EIRP)		
	Frequency (MHz)		
	2412	2437	2462
Legacy CCK, 1 to 11 Mbps	26	27	25
Non HT20, 6 to 54 Mbps	25	26	23
Non HT20 Beam Forming, 6 to 54 Mbps	26	32	23
HT/VHT20, M0 to M23	24	27	23
HT/VHT20 Beam Forming, M0 to M23	27	33	23
HT/VHT20 STBC, M0 to M7	24	27	23

**Antenna Gain : 5 dBi**

Operating Mode	Maximum Channel Power (dBm EIRP)		
	Frequency (MHz)		
	2412	2437	2462
Legacy CCK, 1 to 11 Mbps	27	28	26
Non HT20, 6 to 54 Mbps	26	27	23
Non HT20 Beam Forming, 6 to 54 Mbps	26	33	23
HT/VHT20, M0 to M23	25	28	24
HT/VHT20 Beam Forming, M0 to M23	27	34	24
HT/VHT20 STBC, M0 to M7	25	28	24

**Antenna Gain : 6 dBi**

Operating Mode	Maximum Channel Power (dBm EIRP)		
	Frequency (MHz)		
	2412	2437	2462
Legacy CCK, 1 to 11 Mbps	27	29	27
Non HT20, 6 to 54 Mbps	27	28	23
Non HT20 Beam Forming, 6 to 54 Mbps	27	34	24
HT/VHT20, M0 to M23	25	29	23
HT/VHT20 Beam Forming, M0 to M23	28	35	23
HT/VHT20 STBC, M0 to M7	25	29	23



**Antenna Gain : 8 dBi**

Operating Mode	Maximum Channel Power (dBm EIRP)		
	Frequency (MHz)		
	2412	2437	2462
Legacy CCK, 1 to 11 Mbps	30	31	29
Non HT20, 6 to 54 Mbps	27	30	23
Non HT20 Beam Forming, 6 to 54 Mbps	27	35	23
HT/VHT20, M0 to M23	27	31	24
HT/VHT20 Beam Forming, M0 to M23	27	36	24
HT/VHT20 STBC, M0 to M7	27	31	24

**Antenna Gain : 13 dBi**

Operating Mode	Maximum Channel Power (dBm EIRP)		
	Frequency (MHz)		
	2412	2437	2462
Legacy CCK, 1 to 11 Mbps	35	36	34
Non HT20, 6 to 54 Mbps	28	35	25
Non HT20 Beam Forming, 6 to 54 Mbps	27	33	23
HT/VHT20, M0 to M23	27	36	24
HT/VHT20 Beam Forming, M0 to M23	27	35	23
HT/VHT20 STBC, M0 to M7	27	36	23



## A.1 6dB Bandwidth

**15.247 / RSS-247 / LP0002:3.10.1(6.2.1)** Systems using digital modulation techniques may operate in the 2400-2483.5MHz band. The minimum 6dB bandwidth shall be at least 500 kHz.

### Test Procedure

**Ref.** KDB 558074 D01 DTS Meas Guidance v03r04  
ANSI C63.10: 2013

<b>6 BW</b>
Test Procedure
<ol style="list-style-type: none"> <li>1. Set the radio in the continuous transmitting mode.</li> <li>2. Allow the trace to stabilize.</li> <li>3. Setting the x-dB bandwidth mode to -6dB within the measurement set up function.</li> <li>4. Select the automatic OBW measurement function of an instrument to perform bandwidth measurement.</li> <li>5. Capture graphs and record pertinent measurement data.</li> </ol>

**Ref.** KDB 558074 D01 DTS Meas Guidance v03r04  
ANSI C63.10: 2013 section 11.8.2 Option 2

<b>6 BW</b>
Test parameters
<p>X dB BW = 6dB (using the OBW function of the spectrum analyzer)                  Span = Large enough to capture the entire EBW                  RBW = 100 KHz                  VBW ≥ 3 x RBW                  Sweep = Auto couple                  Detector = Peak or where practical sample shall be used                  Trace = Max. Hold</p>

System Number	Description	Samples	System under test	Support equipment
1	EUT	S01	<input checked="" type="checkbox"/>	<input type="checkbox"/>
	Support	S02	<input type="checkbox"/>	<input checked="" type="checkbox"/>

<b>Tested By :</b> Jose Aguirre	<b>Date of testing:</b> 01-Jan-16 - 29-Feb-16
<b>Test Result : PASS</b>	

See Appendix C for list of test equipment

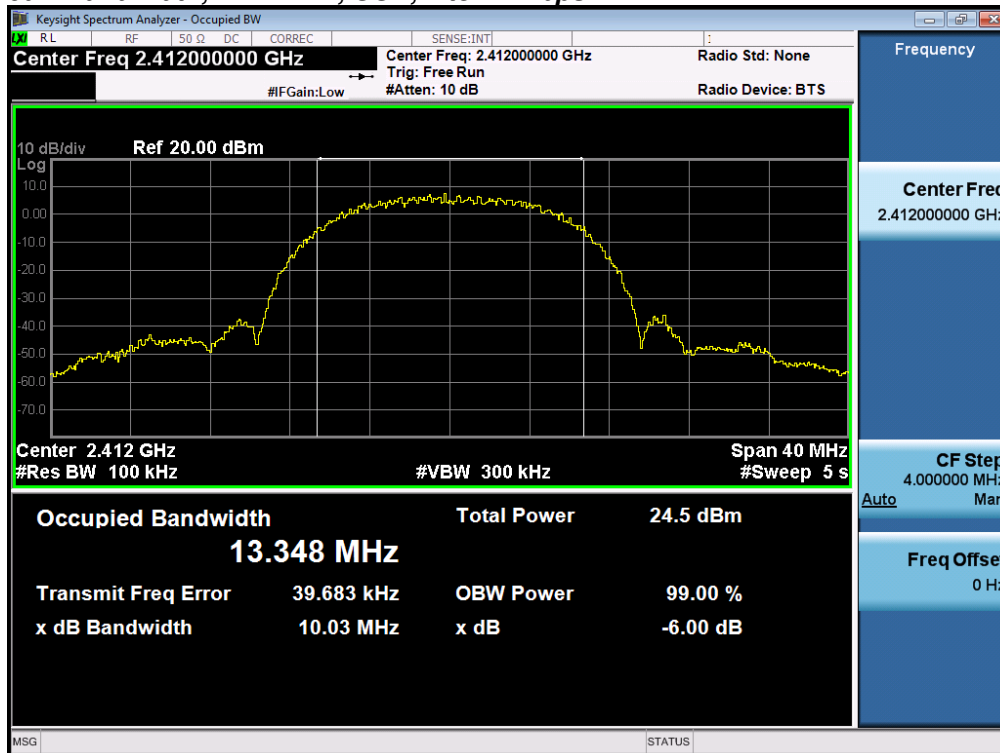




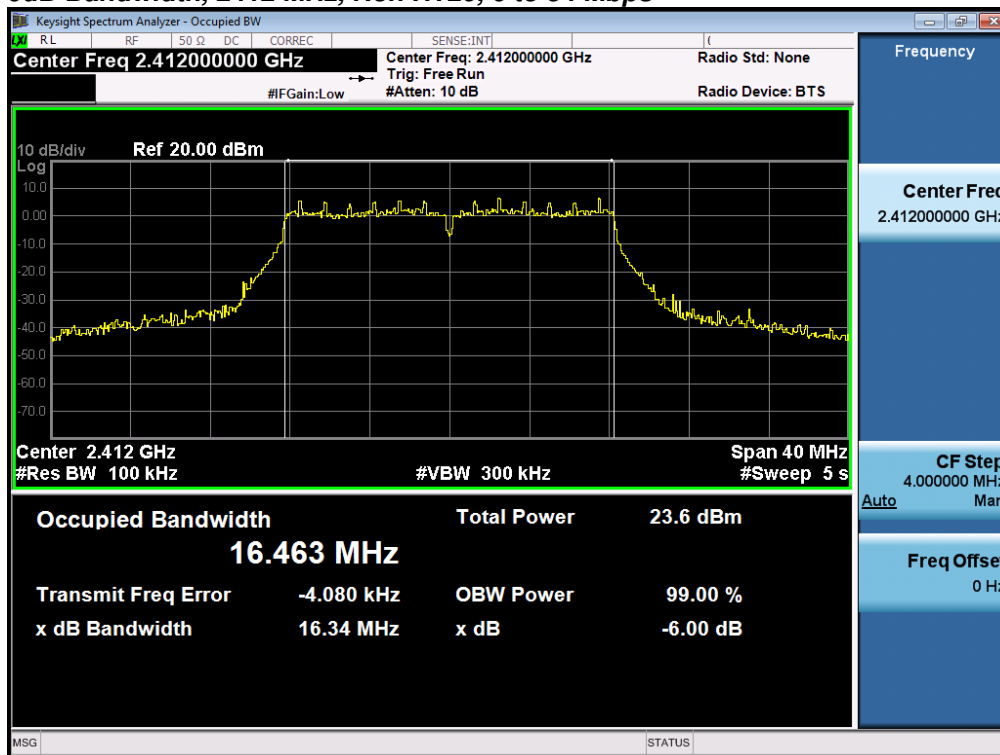
Frequency (MHz)	Mode	Data Rate (Mbps)	6dB BW (MHz)	Limit (kHz)	Margin (MHz)
2412	CCK, 1 to 11 Mbps	11	10.0	>500	9.5
	Non HT20, 6 to 54 Mbps	6	16.3	>500	15.8
	HT/VHT20, M0 to M23	m0	17.3	>500	16.8
2437	CCK, 1 to 11 Mbps	11	9.6	>500	9.1
	Non HT20, 6 to 54 Mbps	6	16.4	>500	15.9
	HT/VHT20, M0 to M23	m0	17.2	>500	16.7
2462	CCK, 1 to 11 Mbps	11	10.0	>500	9.5
	Non HT20, 6 to 54 Mbps	6	16.4	>500	15.9
	HT/VHT20, M0 to M23	m0	17.3	>500	16.8



**6dB Bandwidth, 2412 MHz, CCK, 1 to 11 Mbps**

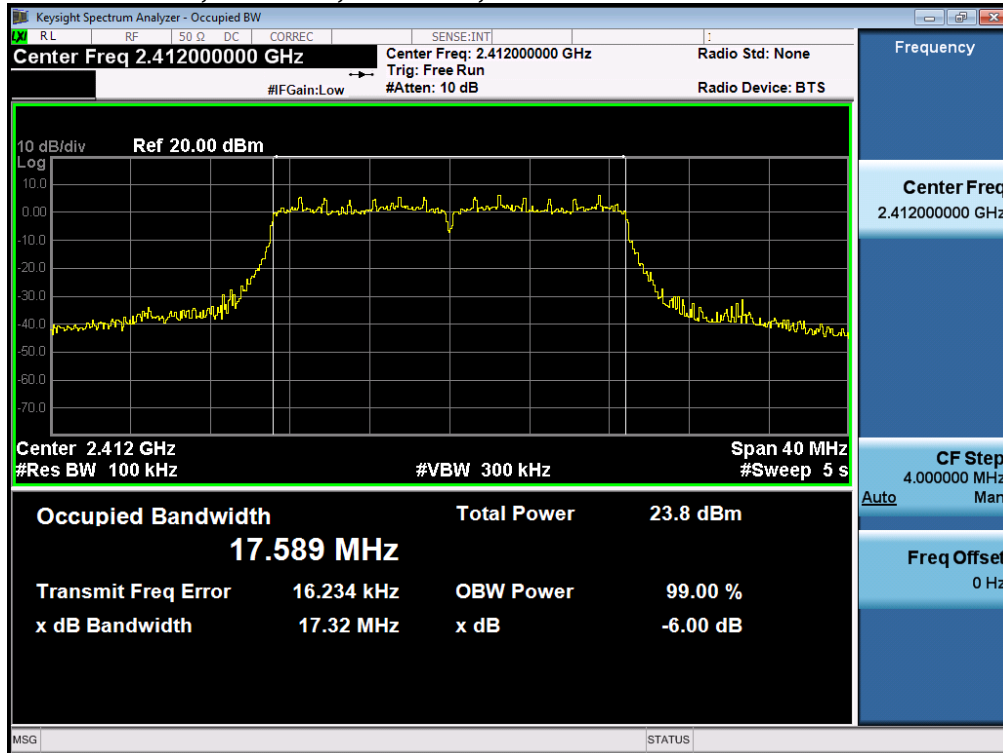


**6dB Bandwidth, 2412 MHz, Non HT20, 6 to 54 Mbps**

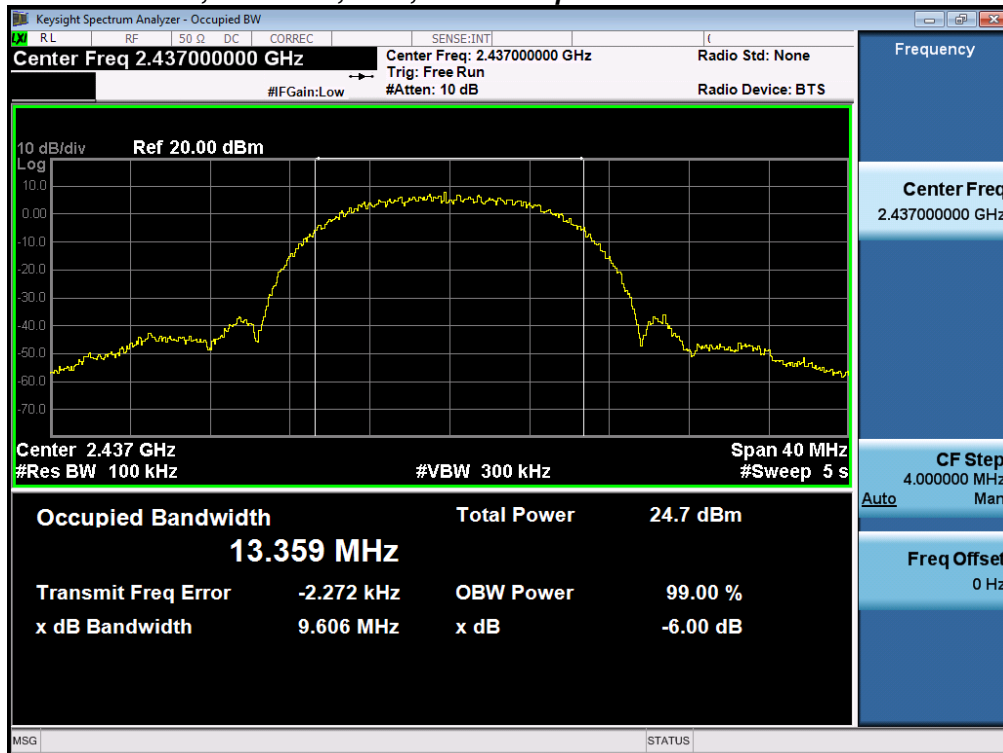




**6dB Bandwidth, 2412 MHz, HT/VHT20, M0 to M23**

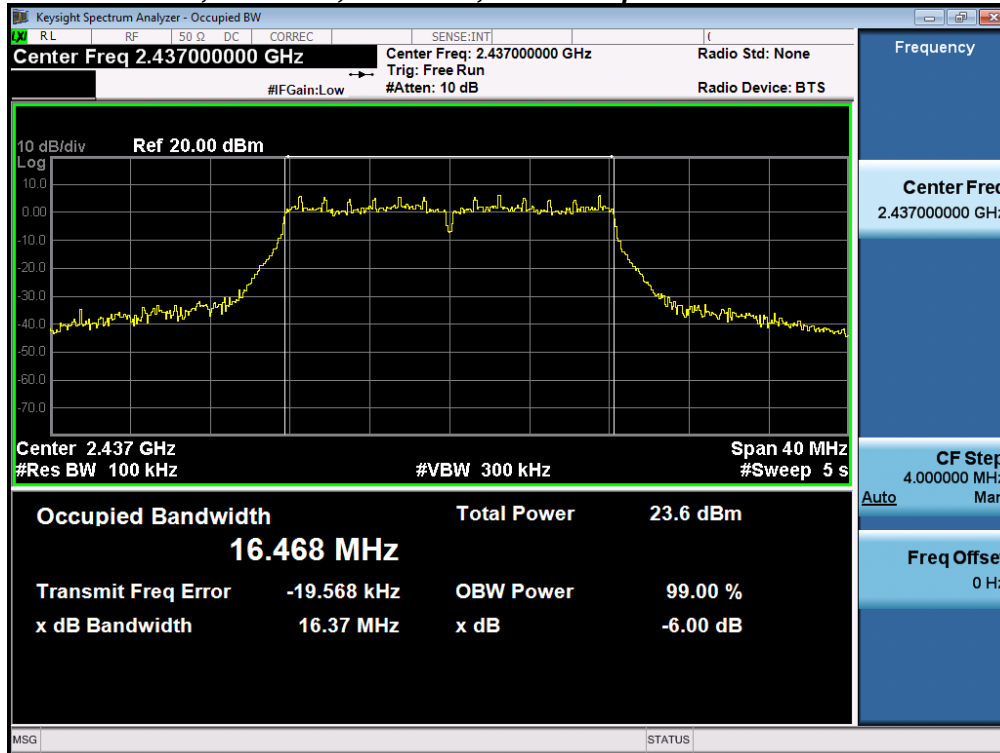


**6dB Bandwidth, 2437 MHz, CCK, 1 to 11 Mbps**

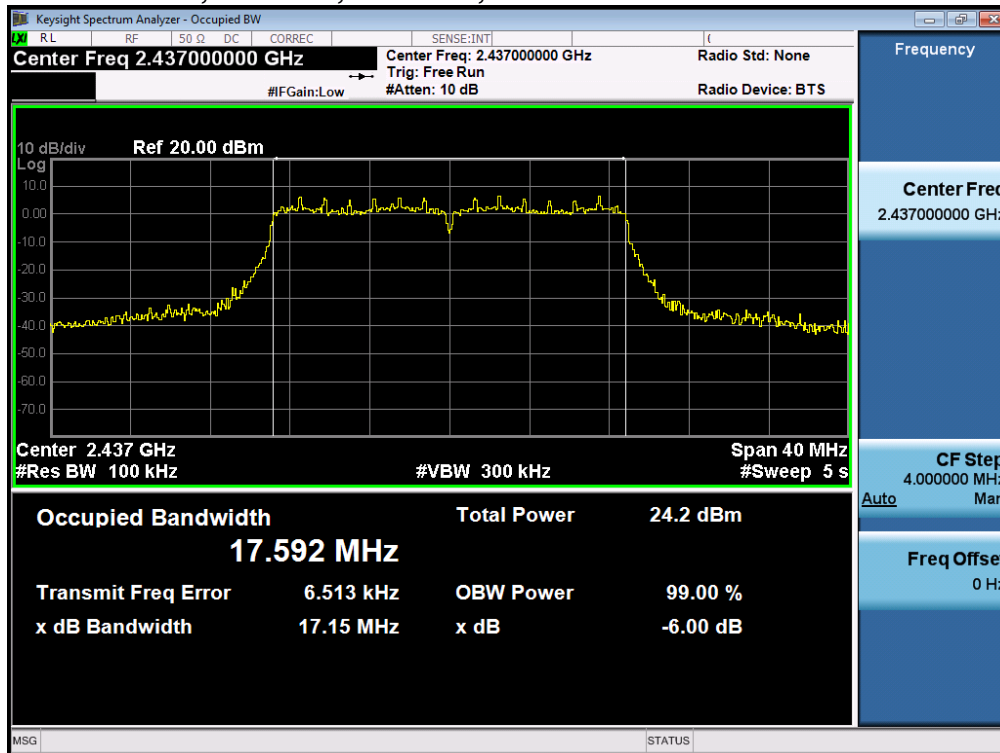




**6dB Bandwidth, 2437 MHz, Non HT20, 6 to 54 Mbps**

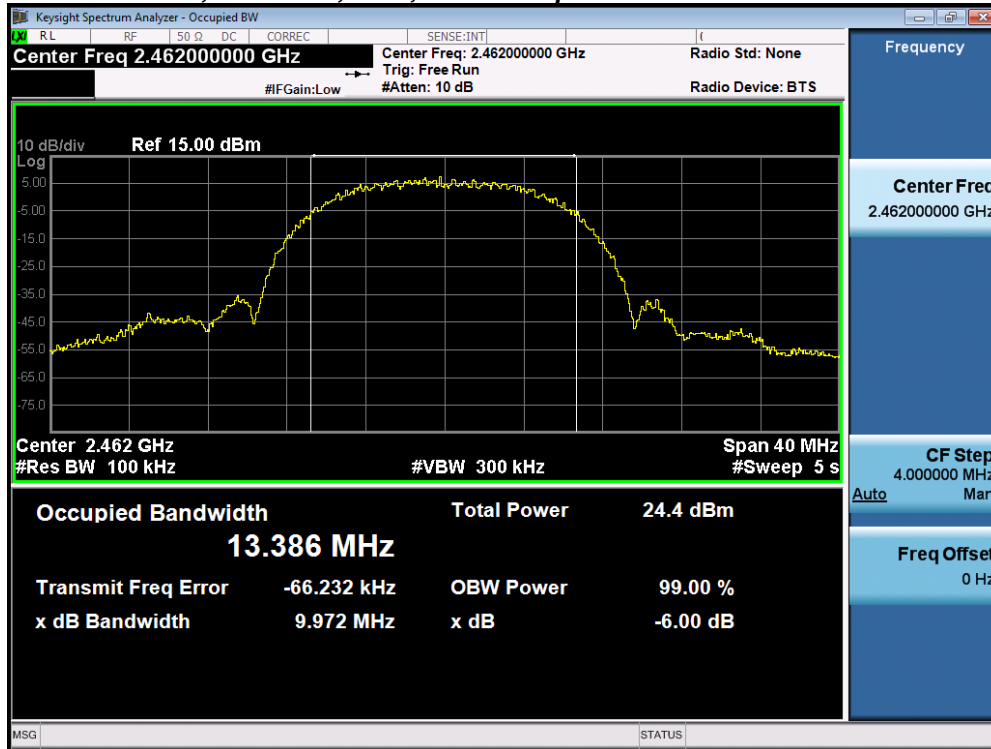


**6dB Bandwidth, 2437 MHz, HT/VHT20, M0 to M23**

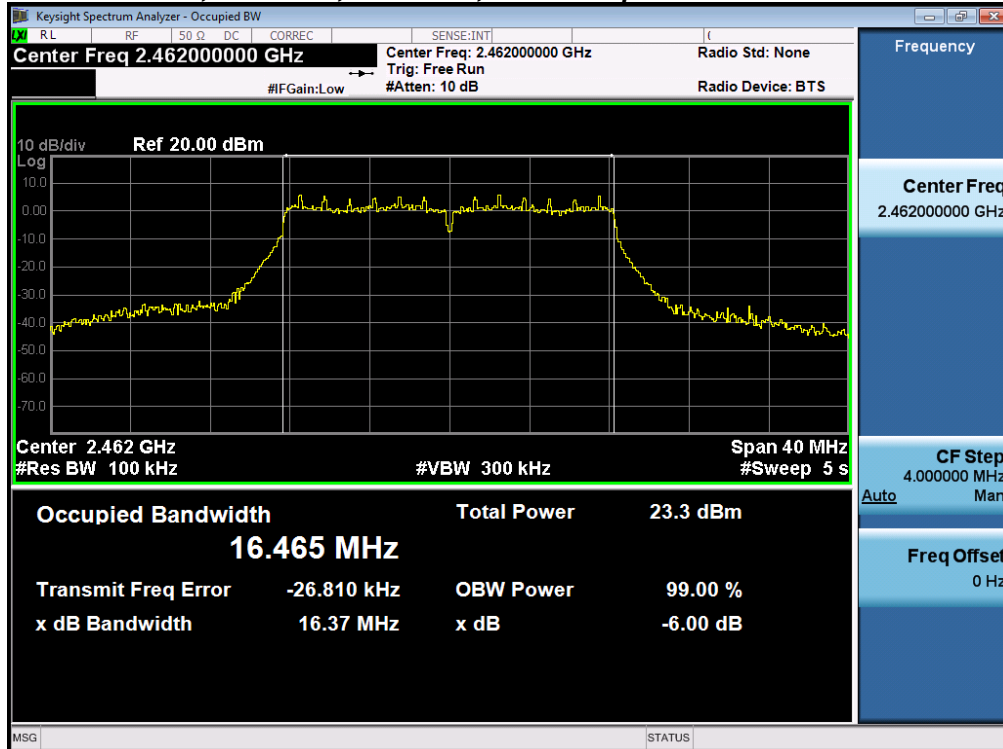




**6dB Bandwidth, 2462 MHz, CCK, 1 to 11 Mbps**

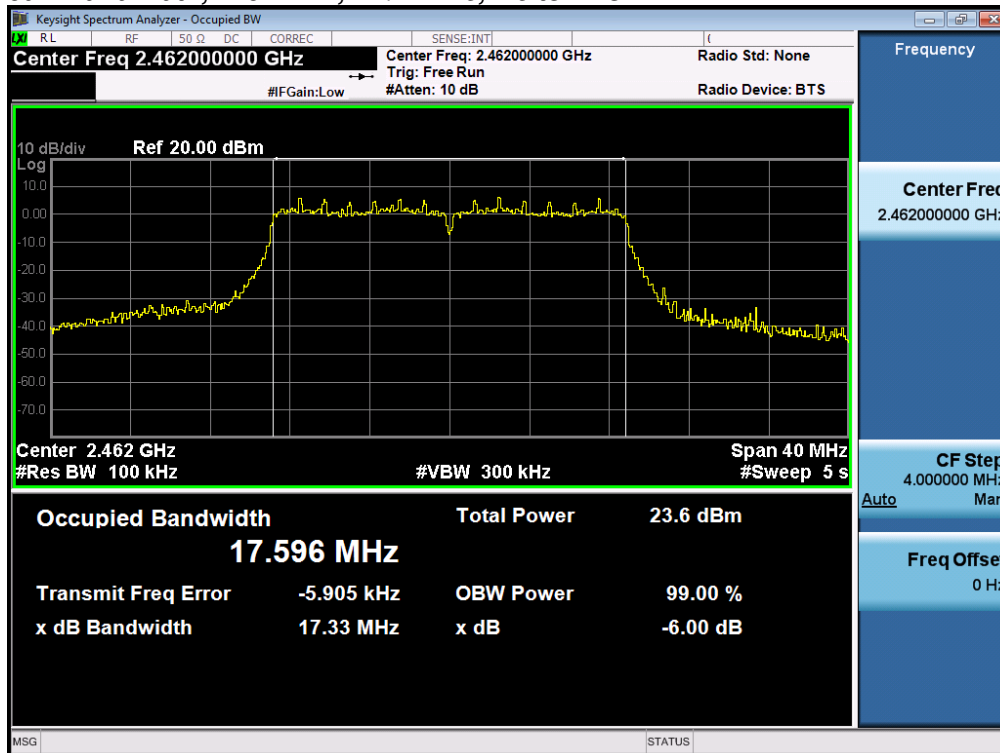


**6dB Bandwidth, 2462 MHz, Non HT20, 6 to 54 Mbps**





**6dB Bandwidth, 2462 MHz, HT/VHT20, M0 to M23**





## A.2 99% and 26dB Bandwidth

The 99% occupied bandwidth is the frequency bandwidth such that, below its lower and above its upper frequency limits, the mean powers are each equal to 0.5% of the total mean power of the given emission. There is no limit for 99% OBW.

The 26 dB emission is the width of the emission that is constrained by the frequencies associated with the two outermost amplitude points (upper and lower frequencies) that are attenuated by 26 dB relative to the maximum level measured in the fundamental emission.

### Test Procedure

Ref. ANSI C63.10: 2013

#### 26 BW & 99% BW

Test Procedure

1. Set the radio in the continuous transmitting mode.
2. Allow the trace to stabilize.
3. Setting the x-dB bandwidth mode to -26dB & OBW to 99% within the measurement set up function.
4. Select the automatic OBW measurement function of an instrument to perform bandwidth measurement.
5. Capture graphs and record pertinent measurement data.

Ref. ANSI C63.10: 2013 section 6.9.3

#### 26 BW & 99% BW

Test parameters

X dB BW = -26dB (using the OBW function of the spectrum analyzer)  
 OBW = 99%  
 Span = 1.5 to 5 times the OBW  
 RBW = 1% to 5% of the OBW  
 VBW  $\geq$  3 x RBW  
 Sweep = Auto couple  
 Detector = Peak or where practical sample shall be used  
 Trace = Max. Hold

System Number	Description	Samples	System under test	Support equipment
1	EUT	S01	<input checked="" type="checkbox"/>	<input type="checkbox"/>
	Support	S02	<input type="checkbox"/>	<input checked="" type="checkbox"/>

**Tested By :**

Jose Aguirre

**Date of testing:**

01-Jan-16 - 29-Feb-16

**Test Result : PASS**

See Appendix C for list of test equipment

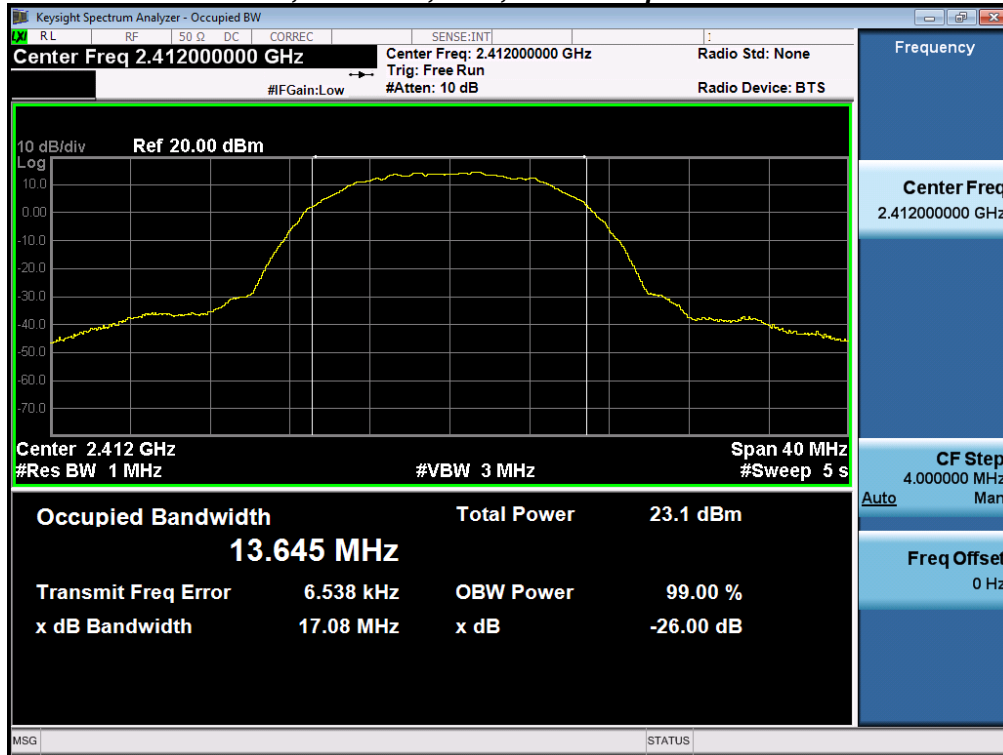


Frequency (MHz)	Mode	Data Rate (Mbps)	26dB BW (MHz)	99% BW (MHz)
2412	CCK, 1 to 11 Mbps	11	17.1	13.6
	Non HT20, 6 to 54 Mbps	6	23.7	18.0
	HT/VHT20, M0 to M23	m0	23.9	18.3
2437	CCK, 1 to 11 Mbps	11	17.1	13.7
	Non HT20, 6 to 54 Mbps	6	24.1	18.0
	HT/VHT20, M0 to M23	m0	23.2	18.3
2462	CCK, 1 to 11 Mbps	11	17.1	13.7
	Non HT20, 6 to 54 Mbps	6	25.4	18.0
	HT/VHT20, M0 to M23	m0	24.0	18.3

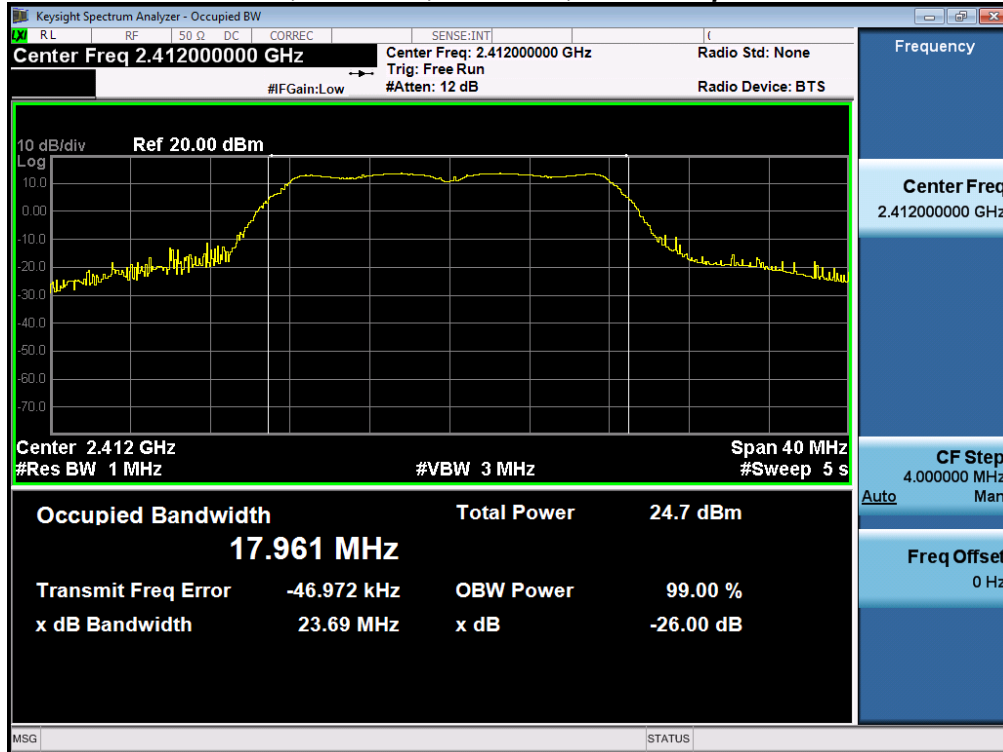




**26dB / 99% Bandwidth, 2412 MHz, CCK, 1 to 11 Mbps**

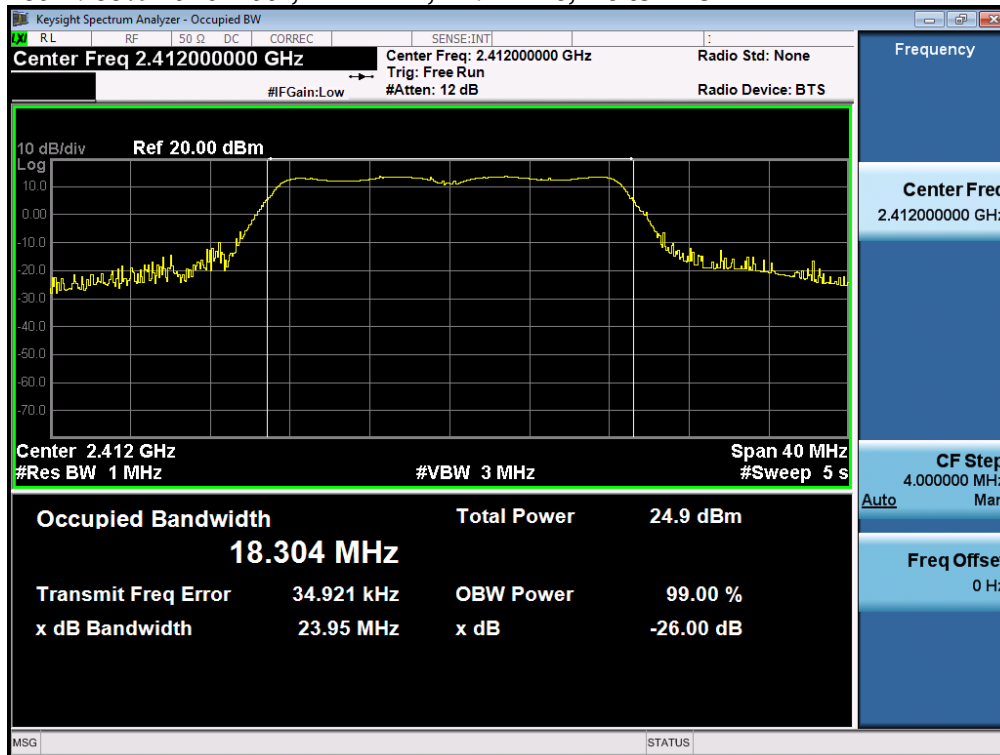


**26dB / 99% Bandwidth, 2412 MHz, Non HT20, 6 to 54 Mbps**

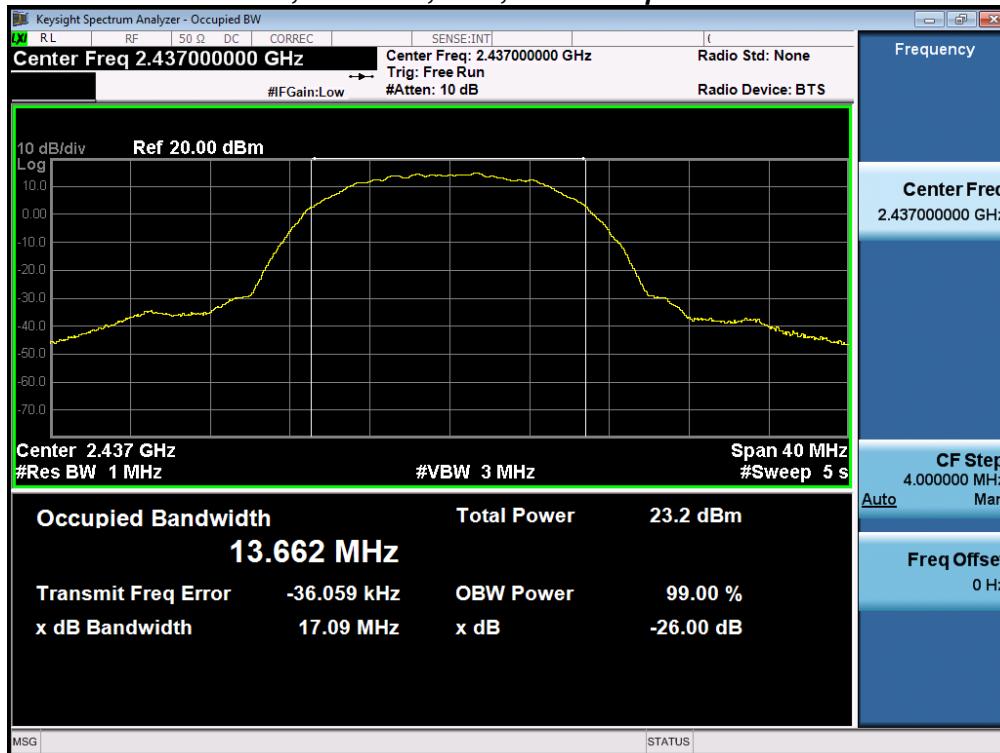




**26dB / 99% Bandwidth, 2412 MHz, HT/VHT20, M0 to M23**

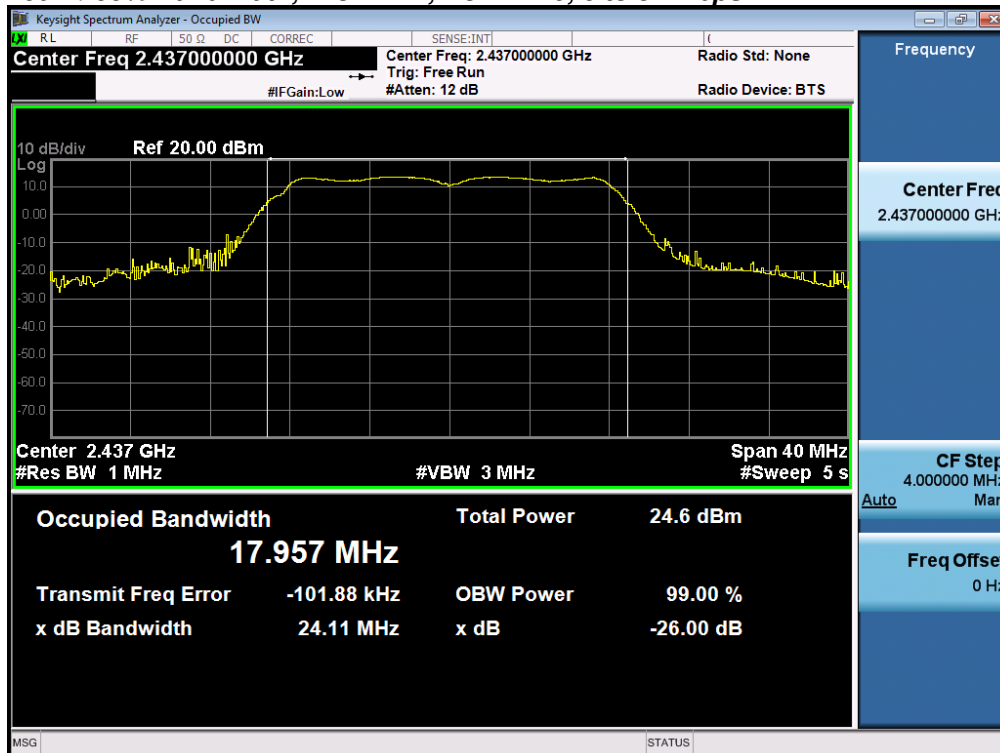


**26dB / 99% Bandwidth, 2437 MHz, CCK, 1 to 11 Mbps**

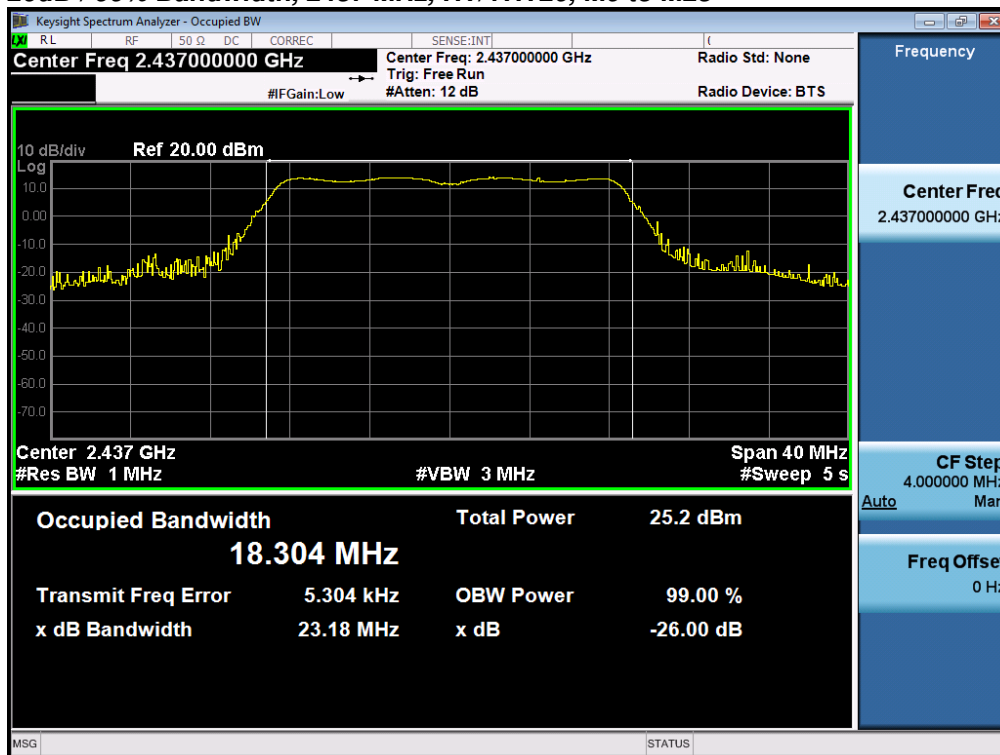




**26dB / 99% Bandwidth, 2437 MHz, Non HT20, 6 to 54 Mbps**

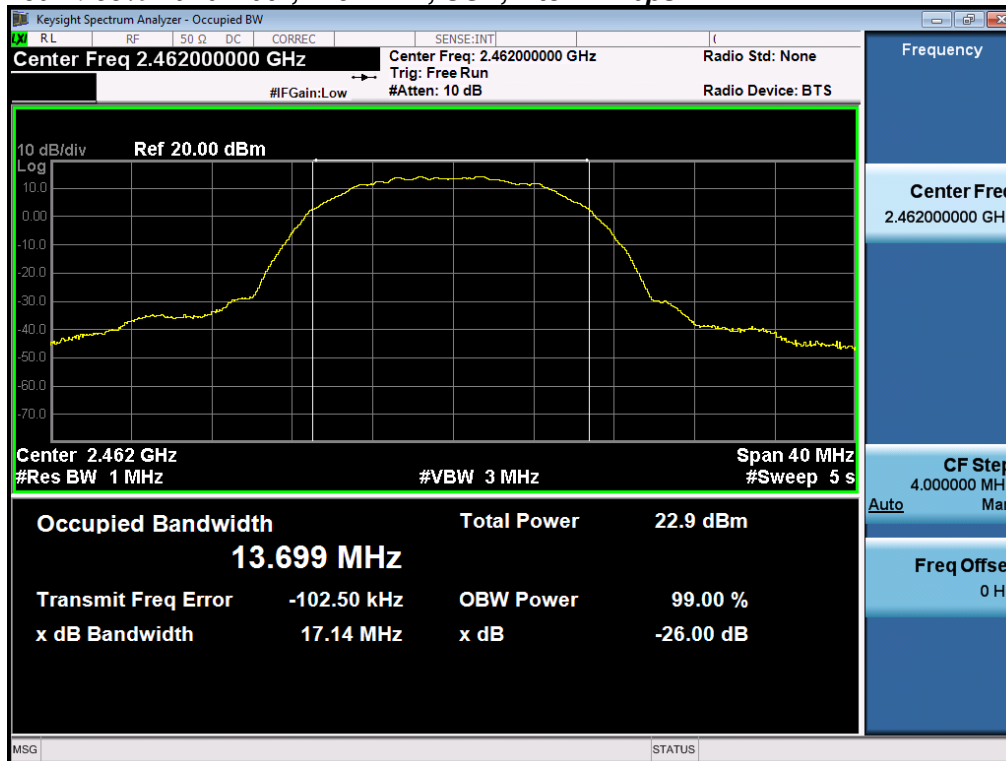


**26dB / 99% Bandwidth, 2437 MHz, HT/VHT20, M0 to M23**

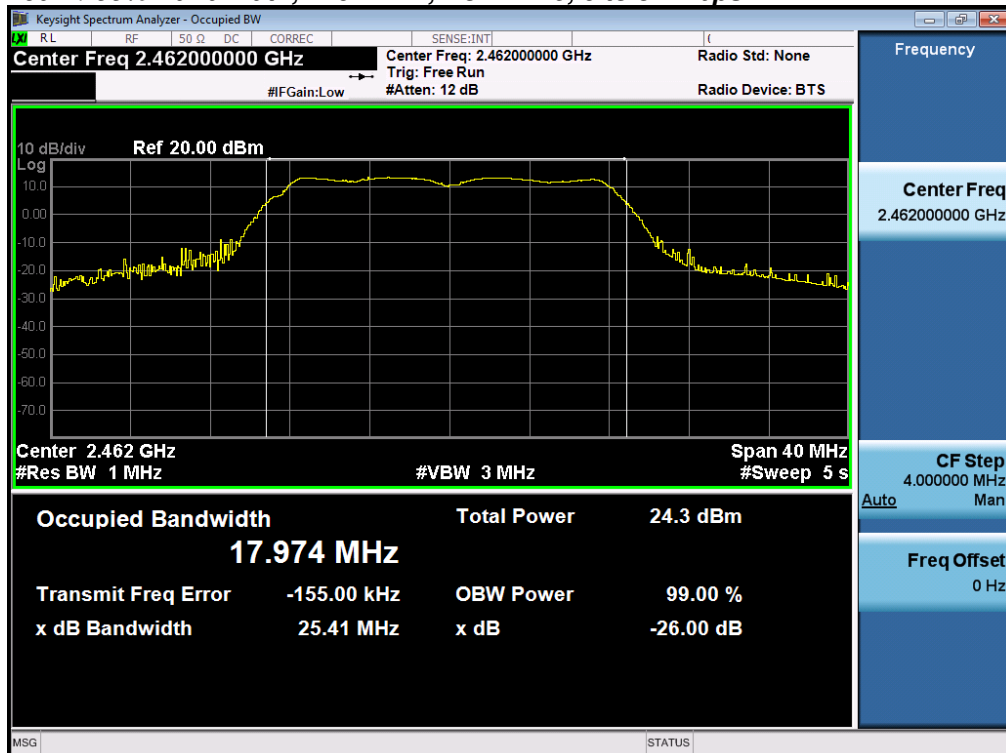




**26dB / 99% Bandwidth, 2462 MHz, CCK, 1 to 11 Mbps**

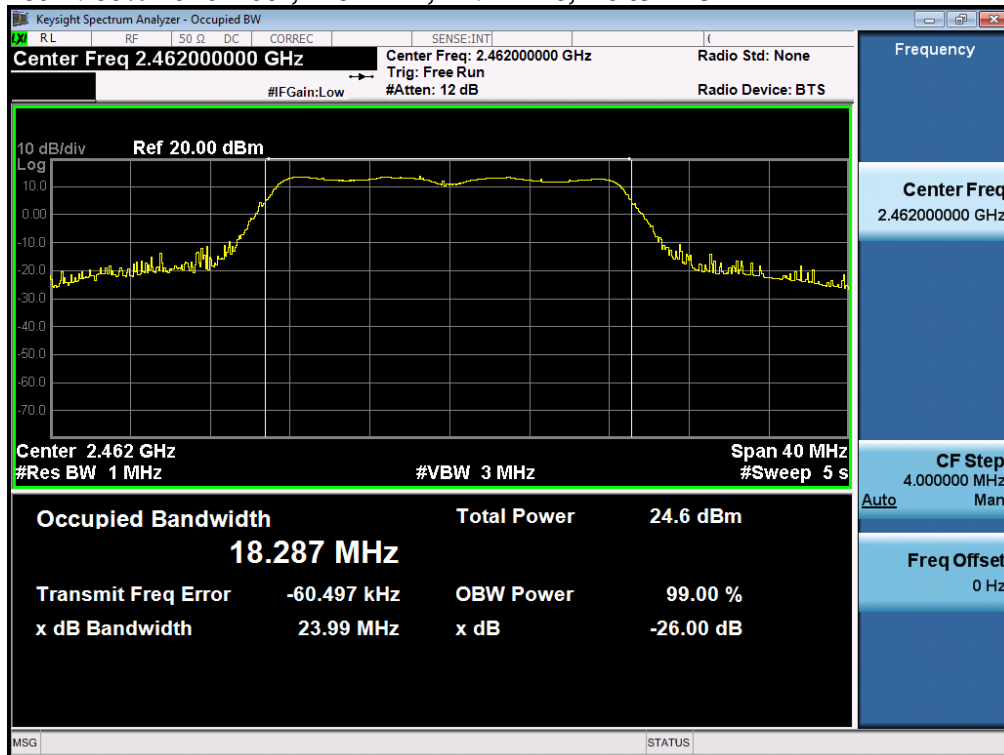


**26dB / 99% Bandwidth, 2462 MHz, Non HT20, 6 to 54 Mbps**





**26dB / 99% Bandwidth, 2462 MHz, HT/VHT20, M0 to M23**





### A.3 Maximum Conducted Output Power

**15.247 / RSS-247 section 5.4 / LP0002:3.10.1(2.3)** The maximum conducted output power of the intentional radiator for systems using digital modulation in the 2400-2483.5 MHz band shall not exceed 1 Watt (30dBm). If transmitting antennas of directional gain greater than 6 dBi are used, the maximum conducted output power shall be reduced by the amount in dB that the directional gain of the antenna exceeds 6 dBi.

As an alternative to a peak power measurement, compliance can be based on a measurement of the maximum conducted output power. The maximum conducted output power is the total transmit power delivered to all antennas and antenna elements, averaged across all symbols in the signaling alphabet when the transmitter is operating at its maximum power control level. Power must be summed across all antennas and antenna elements. The average must not include any time intervals during which the transmitter is off or transmitting at a reduced power level. If multiple modes of operation are implemented, the maximum conducted output power is the highest total transmit power occurring in any mode.

The maximum supported antenna gain is 2, 3, 4, 5, 6, 8 and 13 dBi. The peak correlated gain for each mode is listed in the table below. See the Theory of Operation for details on the correlated gain for each mode.

#### Test Procedure

Ref. KDB 558074 D01 DTS Meas Guidance v03r04  
ANSI C63.10: 2013

<b>Maximum Conducted Output power</b>
Test Procedure
<ol style="list-style-type: none"> <li>1. Set the radio in the continuous transmitting mode at full power</li> <li>2. Compute power by integrating the spectrum across the EBW (or alternatively entire 99% OBW) of the signal using the instrument's band power measurement function. The integration shall be performed using the spectrum analyzer band-power measurement function with band limits set equal to the EBW or the OBW band edges.</li> <li>3. Capture graphs and record pertinent measurement data.</li> </ol>

Ref. 558074 D01 DTS Meas Guidance v03r04 section 9.2 Method AVGSA-1  
ANSI C63.10: 2013 section 11.9.2 Method AVGSA-1

<b>Maximum Conducted Output power</b>
Test parameters
Span = >1.5 times the OBW RBW = 1MHz VBW ≥ 3 x RBW Sweep = Auto couple Detector = Sample, (RMS or where practical sample shall be used) Trace = Trace Average 100

The "measure-and-sum technique" is used for measuring in-band transmit power of a device. In the measure-and-sum approach, the conducted emission level is measured at each antenna port. The measured results at the various antenna ports are then summed mathematically to determine the total emission level from the device. Summing is performed in linear power units. (See ANSI C63.10 section 14.3 for Guidance)

System Number	Description	Samples	System under test	Support equipment
1	EUT	S01	<input checked="" type="checkbox"/>	<input type="checkbox"/>
	Support	S02	<input type="checkbox"/>	<input checked="" type="checkbox"/>



<b>Tested By :</b> Jose Aguirre	<b>Date of testing:</b> 01-Jan-16 - 29-Feb-16
<b>Test Result : PASS</b>	

See Appendix C for list of test equipment



Antenna Gain : 2 dBi

Frequency (MHz)	Mode	Tx Paths	Correlated Antenna Gain (dBi)	Tx 1 Max Power (dBm)	Tx 2 Max Power (dBm)	Tx 3 Max Power (dBm)	Tx 4 Max Power (dBm)	Total Tx Channel Power (dBm)	Limit (dBm) EIRP	Margin (dB)
2412	CCK, 1 to 11 Mbps	1	2	16.8				18.8	32.0	13.2
	CCK, 1 to 11 Mbps	2	2	16.8	16.0			21.4	32.0	10.6
	CCK, 1 to 11 Mbps	3	2	16.8	16.0	15.1		22.8	32.0	9.2
	CCK, 1 to 11 Mbps	4	2	16.8	16.0	15.1	16.0	24.0	32.0	8.0
	Non HT20, 6 to 54 Mbps	1	2	16.8				18.8	32.0	13.2
	Non HT20, 6 to 54 Mbps	2	2	16.8	15.9			21.4	32.0	10.6
	Non HT20, 6 to 54 Mbps	3	2	16.8	15.9	15.0		22.7	32.0	9.3
	Non HT20, 6 to 54 Mbps	4	2	16.8	15.9	15.0	15.9	24.0	32.0	8.0
	Non HT20 Beam Forming, 6 to 54 Mbps	2	5	15.7	14.8			23.3	35.0	11.7
	Non HT20 Beam Forming, 6 to 54 Mbps	3	7	15.7	14.8	14.0		26.5	36.0	9.5
	Non HT20 Beam Forming, 6 to 54 Mbps	4	8	12.6	12.0	10.8	11.7	25.8	36.0	10.2
	HT/VHT20, M0 to M7	1	2	16.9				18.9	32.0	13.1
	HT/VHT20, M0 to M7	2	2	16.9	16.0			21.5	32.0	10.5
	HT/VHT20, M8 to M15	2	2	16.9	16.0			21.5	32.0	10.5
	HT/VHT20, M0 to M7	3	2	16.9	16.0	15.1		22.8	32.0	9.2
	HT/VHT20, M8 to M15	3	2	16.9	16.0	15.1		22.8	32.0	9.2
	HT/VHT20, M16 to M23	3	2	16.9	16.0	15.1		22.8	32.0	9.2
	HT/VHT20, M0 to M7	4	2	15.8	14.9	14.1	15.0	23.0	32.0	9.0
	HT/VHT20, M8 to M15	4	2	15.8	14.9	14.1	15.0	23.0	32.0	9.0
	HT/VHT20, M16 to M23	4	2	15.8	14.9	14.1	15.0	23.0	32.0	9.0
	HT/VHT20 Beam Forming, M0 to M7	2	5	15.8	14.9			23.4	35.0	11.6
	HT/VHT20 Beam Forming, M8 to M15	2	2	16.9	16.0			21.5	32.0	10.5
	HT/VHT20 Beam Forming, M0 to M7	3	7	14.7	13.9	13.1		25.5	36.0	10.5
	HT/VHT20 Beam Forming, M8 to M15	3	4	15.8	14.9	14.1		23.6	33.8	10.2
	HT/VHT20 Beam Forming, M16 to M23	3	2	16.9	16.0	15.1		22.8	32.0	9.2
	HT/VHT20 Beam Forming, M0 to M7	4	8	13.8	12.9	12.1	12.9	27.0	36.0	9.0
	HT/VHT20 Beam Forming, M8 to M15	4	5	14.7	13.9	13.1	14.0	25.0	35.0	10.0
	HT/VHT20 Beam Forming, M16 to M23	4	3	15.8	14.9	14.1	15.0	24.2	33.2	9.0
	HT/VHT20 STBC, M0 to M7	2	2	16.9	16.0			21.5	32.0	10.5
	HT/VHT20 STBC, M0 to M7	3	2	16.9	16.0	15.1		22.8	32.0	9.2
	HT/VHT20 STBC, M0 to M7	4	2	15.8	14.9	14.1	15.0	23.0	32.0	9.0





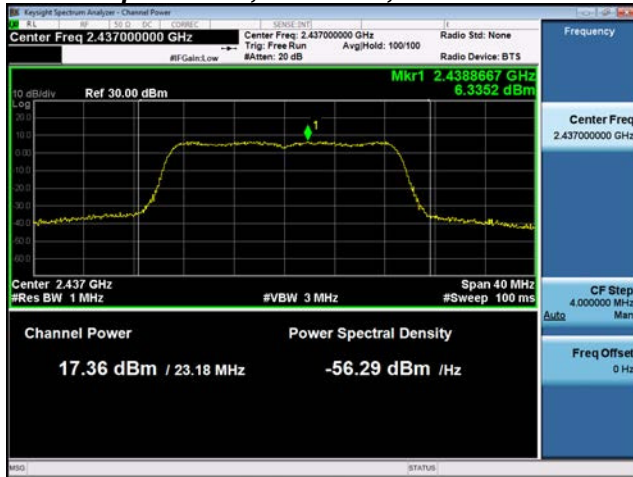
2437	CCK, 1 to 11 Mbps	1	2	17.1				19.1	32.0	12.9
	CCK, 1 to 11 Mbps	2	2	17.1	17.2			22.2	32.0	9.8
	CCK, 1 to 11 Mbps	3	2	17.1	17.2	15.6		23.5	32.0	8.5
	CCK, 1 to 11 Mbps	4	2	17.1	17.2	15.6	16.0	24.5	32.0	7.5
	Non HT20, 6 to 54 Mbps	1	2	16.8				18.8	32.0	13.2
	Non HT20, 6 to 54 Mbps	2	2	16.8	16.9			21.9	32.0	10.1
	Non HT20, 6 to 54 Mbps	3	2	16.8	16.9	15.3		23.2	32.0	8.8
	Non HT20, 6 to 54 Mbps	4	2	16.8	16.9	15.3	15.7	24.2	32.0	7.8
	Non HT20 Beam Forming, 6 to 54 Mbps	2	5	16.8	16.9			24.9	35.0	10.1
	Non HT20 Beam Forming, 6 to 54 Mbps	3	7	16.8	16.9	15.3		28.0	36.0	8.0
	Non HT20 Beam Forming, 6 to 54 Mbps	4	8	16.8	16.9	15.3	15.7	30.2	36.0	5.8
	HT/VHT20, M0 to M7	1	2	17.4				19.4	32.0	12.6
	HT/VHT20, M0 to M7	2	2	17.4	17.4			22.4	32.0	9.6
	HT/VHT20, M8 to M15	2	2	17.4	17.4			22.4	32.0	9.6
	HT/VHT20, M0 to M7	3	2	17.4	17.4	15.7		23.7	32.0	8.3
	HT/VHT20, M8 to M15	3	2	17.4	17.4	15.7		23.7	32.0	8.3
	HT/VHT20, M16 to M23	3	2	17.4	17.4	15.7		23.7	32.0	8.3
	HT/VHT20, M0 to M7	4	2	17.4	17.4	15.7	16.2	24.8	32.0	7.2
	HT/VHT20, M8 to M15	4	2	17.4	17.4	15.7	16.2	24.8	32.0	7.2
	HT/VHT20, M16 to M23	4	2	17.4	17.4	15.7	16.2	24.8	32.0	7.2
	HT/VHT20 Beam Forming, M0 to M7	2	5	17.4	17.4			25.4	35.0	9.6
	HT/VHT20 Beam Forming, M8 to M15	2	2	17.4	17.4			22.4	32.0	9.6
	HT/VHT20 Beam Forming, M0 to M7	3	7	17.4	17.4	15.7		28.5	36.0	7.5
	HT/VHT20 Beam Forming, M8 to M15	3	4	17.4	17.4	15.7		25.5	33.8	8.3
	HT/VHT20 Beam Forming, M16 to M23	3	2	17.4	17.4	15.7		23.7	32.0	8.3
	<b>HT/VHT20 Beam Forming, M0 to M7</b>	<b>4</b>	<b>8</b>	<b>17.4</b>	<b>17.4</b>	<b>15.7</b>	<b>16.2</b>	<b>30.8</b>	<b>36.0</b>	<b>5.2</b>
	HT/VHT20 Beam Forming, M8 to M15	4	5	17.4	17.4	15.7	16.2	27.8	35.0	7.2
	HT/VHT20 Beam Forming, M16 to M23	4	3	17.4	17.4	15.7	16.2	26.0	33.2	7.2
	HT/VHT20 STBC, M0 to M7	2	2	17.4	17.4			22.4	32.0	9.6
	HT/VHT20 STBC, M0 to M7	3	2	17.4	17.4	15.7		23.7	32.0	8.3
	HT/VHT20 STBC, M0 to M7	4	2	17.4	17.4	15.7	16.2	24.8	32.0	7.2
2462	CCK, 1 to 11 Mbps	1	2	-30.7				-28.7	32.0	60.7
	CCK, 1 to 11 Mbps	2	2	-30.7	16.6			18.6	32.0	13.4
	CCK, 1 to 11 Mbps	3	2	-30.7	16.6	15.5		21.1	32.0	10.9
	CCK, 1 to 11 Mbps	4	2	-30.7	16.6	15.5	15.9	22.8	32.0	9.2
	Non HT20, 6 to 54 Mbps	1	2	16.4				18.4	32.0	13.6
	Non HT20, 6 to 54 Mbps	2	2	16.4	16.3			21.4	32.0	10.6
	Non HT20, 6 to 54 Mbps	3	2	15.4	15.3	14.3		21.8	32.0	10.2



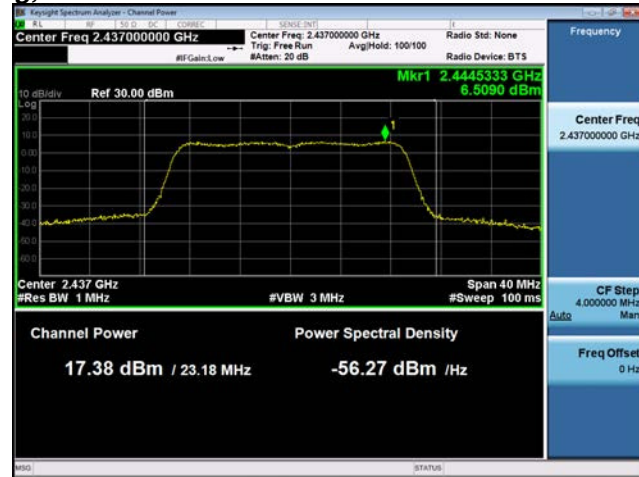
Non HT20, 6 to 54 Mbps	4	2	14.3	14.2	13.3	13.6	21.9	32.0	10.1
Non HT20 Beam Forming, 6 to 54 Mbps	2	5	14.3	14.2			22.3	35.0	12.7
Non HT20 Beam Forming, 6 to 54 Mbps	3	7	11.7	11.5	10.6		22.9	36.0	13.1
Non HT20 Beam Forming, 6 to 54 Mbps	4	8	8.7	8.5	7.6	7.9	22.2	36.0	13.8
HT/VHT20, M0 to M7	1	2	16.6				18.6	32.0	13.4
HT/VHT20, M0 to M7	2	2	16.6	16.6			21.6	32.0	10.4
HT/VHT20, M8 to M15	2	2	16.6	16.6			21.6	32.0	10.4
HT/VHT20, M0 to M7	3	2	15.6	15.5	14.5		22.0	32.0	10.0
HT/VHT20, M8 to M15	3	2	15.6	15.5	14.5		22.0	32.0	10.0
HT/VHT20, M16 to M23	3	2	15.6	15.5	14.5		22.0	32.0	10.0
HT/VHT20, M0 to M7	4	2	15.6	15.5	14.5	14.9	23.2	32.0	8.8
HT/VHT20, M8 to M15	4	2	15.6	15.5	14.5	14.9	23.2	32.0	8.8
HT/VHT20, M16 to M23	4	2	15.6	15.5	14.5	14.9	23.2	32.0	8.8
HT/VHT20 Beam Forming, M0 to M7	2	5	15.6	15.5			23.6	35.0	11.4
HT/VHT20 Beam Forming, M8 to M15	2	2	16.6	16.6			21.6	32.0	10.4
HT/VHT20 Beam Forming, M0 to M7	3	7	10.9	10.7	9.8		22.1	36.0	13.9
HT/VHT20 Beam Forming, M8 to M15	3	4	14.5	14.4	13.5		22.7	33.8	11.1
HT/VHT20 Beam Forming, M16 to M23	3	2	15.6	15.5	14.5		22.0	32.0	10.0
HT/VHT20 Beam Forming, M0 to M7	4	8	8.9	8.7	7.8	8.0	22.4	36.0	13.6
HT/VHT20 Beam Forming, M8 to M15	4	5	12.4	12.7	11.3	11.7	23.1	35.0	11.9
HT/VHT20 Beam Forming, M16 to M23	4	3	14.5	14.4	13.5	13.8	23.3	33.2	9.9
HT/VHT20 STBC, M0 to M7	2	2	16.6	16.6			21.6	32.0	10.4
HT/VHT20 STBC, M0 to M7	3	2	15.6	15.5	14.5		22.0	32.0	10.0
HT/VHT20 STBC, M0 to M7	4	2	15.6	15.5	14.5	14.9	23.2	32.0	8.8



**Peak Output Power, 2437 MHz, HT/VHT20 Beam Forming, M0 to M7**



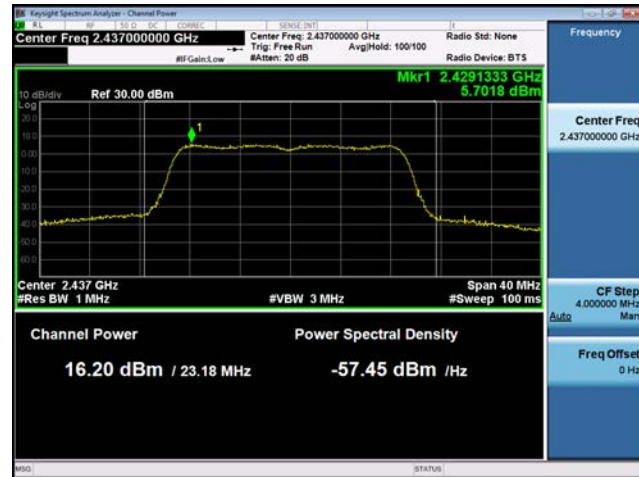
**Antenna A**



**Antenna B**



**Antenna C**



**Antenna D**



Antenna Gain : 3 dBi

Frequency (MHz)	Mode	Tx Paths	Correlated Antenna Gain (dBi)	Tx 1 Max Power (dBm)	Tx 2 Max Power (dBm)	Tx 3 Max Power (dBm)	Tx 4 Max Power (dBm)	Total Tx Channel Power (dBm)	Limit (dBm) EIRP	Margin (dB)
2412	CCK, 1 to 11 Mbps	1	3	16.8				19.8	33.0	13.2
	CCK, 1 to 11 Mbps	2	3	16.8	16.0			22.4	33.0	10.6
	CCK, 1 to 11 Mbps	3	3	16.8	16.0	15.1		23.8	33.0	9.2
	CCK, 1 to 11 Mbps	4	3	16.8	16.0	15.1	16.0	25.0	33.0	8.0
	Non HT20, 6 to 54 Mbps	1	3	16.8				19.8	33.0	13.2
	Non HT20, 6 to 54 Mbps	2	3	16.8	15.9			22.4	33.0	10.6
	Non HT20, 6 to 54 Mbps	3	3	15.7	14.8	14.0		22.7	33.0	10.3
	Non HT20, 6 to 54 Mbps	4	3	15.7	14.8	14.0	14.9	23.9	33.0	9.1
	Non HT20 Beam Forming, 6 to 54 Mbps	2	6	15.7	14.8			24.3	36.0	11.7
	Non HT20 Beam Forming, 6 to 54 Mbps	3	8	15.7	14.8	14.0		27.5	36.0	8.5
	Non HT20 Beam Forming, 6 to 54 Mbps	4	9	11.0	10.0	9.2	10.1	25.1	36.0	10.9
	HT/VHT20, M0 to M7	1	3	16.9				19.9	33.0	13.1
	HT/VHT20, M0 to M7	2	3	16.9	16.0			22.5	33.0	10.5
	HT/VHT20, M8 to M15	2	3	16.9	16.0			22.5	33.0	10.5
	HT/VHT20, M0 to M7	3	3	16.9	16.0	15.1		23.8	33.0	9.2
	HT/VHT20, M8 to M15	3	3	16.9	16.0	15.1		23.8	33.0	9.2
	HT/VHT20, M16 to M23	3	3	16.9	16.0	15.1		23.8	33.0	9.2
	HT/VHT20, M0 to M7	4	3	15.8	14.9	14.1	15.0	24.0	33.0	9.0
	HT/VHT20, M8 to M15	4	3	15.8	14.9	14.1	15.0	24.0	33.0	9.0
	HT/VHT20, M16 to M23	4	3	15.8	14.9	14.1	15.0	24.0	33.0	9.0
	HT/VHT20 Beam Forming, M0 to M7	2	6	15.8	14.9			24.4	36.0	11.6
	HT/VHT20 Beam Forming, M8 to M15	2	3	16.9	16.0			22.5	33.0	10.5
	HT/VHT20 Beam Forming, M0 to M7	3	8	13.8	12.9	12.1		25.6	36.0	10.4
	HT/VHT20 Beam Forming, M8 to M15	3	5	15.8	14.9	14.1		24.6	34.8	10.2
	HT/VHT20 Beam Forming, M16 to M23	3	3	16.9	16.0	15.1		23.8	33.0	9.2
	HT/VHT20 Beam Forming, M0 to M7	4	9	12.8	12.2	10.9	11.8	27.0	36.0	9.0
	HT/VHT20 Beam Forming, M8 to M15	4	6	13.8	12.9	12.1	12.9	25.0	36.0	11.0
	HT/VHT20 Beam Forming, M16 to M23	4	4	14.7	13.9	13.1	14.0	24.2	34.2	10.0
	HT/VHT20 STBC, M0 to M7	2	3	16.9	16.0			22.5	33.0	10.5
	HT/VHT20 STBC, M0 to M7	3	3	16.9	16.0	15.1		23.8	33.0	9.2
	HT/VHT20 STBC, M0 to M7	4	3	15.8	14.9	14.1	15.0	24.0	33.0	9.0



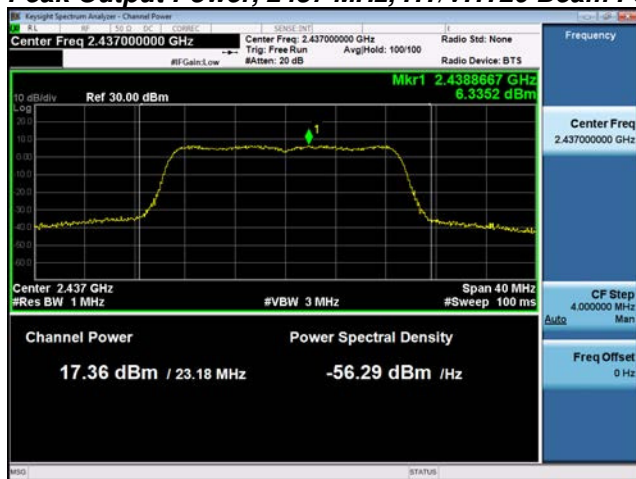
2437	CCK, 1 to 11 Mbps	1	3	17.1				20.1	33.0	12.9
	CCK, 1 to 11 Mbps	2	3	17.1	17.2			23.2	33.0	9.8
	CCK, 1 to 11 Mbps	3	3	17.1	17.2	15.6		24.5	33.0	8.5
	CCK, 1 to 11 Mbps	4	3	17.1	17.2	15.6	16.0	25.5	33.0	7.5
	Non HT20, 6 to 54 Mbps	1	3	16.8				19.8	33.0	13.2
	Non HT20, 6 to 54 Mbps	2	3	16.8	16.9			22.9	33.0	10.1
	Non HT20, 6 to 54 Mbps	3	3	16.8	16.9	15.3		24.2	33.0	8.8
	Non HT20, 6 to 54 Mbps	4	3	16.8	16.9	15.3	15.7	25.2	33.0	7.8
	Non HT20 Beam Forming, 6 to 54 Mbps	2	6	16.8	16.9			25.9	36.0	10.1
	Non HT20 Beam Forming, 6 to 54 Mbps	3	8	16.8	16.9	15.3		29.0	36.0	7.0
	Non HT20 Beam Forming, 6 to 54 Mbps	4	9	16.8	16.9	15.3	15.7	31.2	36.0	4.8
	HT/VHT20, M0 to M7	1	3	17.4				20.4	33.0	12.6
	HT/VHT20, M0 to M7	2	3	17.4	17.4			23.4	33.0	9.6
	HT/VHT20, M8 to M15	2	3	17.4	17.4			23.4	33.0	9.6
	HT/VHT20, M0 to M7	3	3	17.4	17.4	15.7		24.7	33.0	8.3
	HT/VHT20, M8 to M15	3	3	17.4	17.4	15.7		24.7	33.0	8.3
	HT/VHT20, M16 to M23	3	3	17.4	17.4	15.7		24.7	33.0	8.3
	HT/VHT20, M0 to M7	4	3	17.4	17.4	15.7	16.2	25.8	33.0	7.2
	HT/VHT20, M8 to M15	4	3	17.4	17.4	15.7	16.2	25.8	33.0	7.2
	HT/VHT20, M16 to M23	4	3	17.4	17.4	15.7	16.2	25.8	33.0	7.2
	HT/VHT20 Beam Forming, M0 to M7	2	6	17.4	17.4			26.4	36.0	9.6
	HT/VHT20 Beam Forming, M8 to M15	2	3	17.4	17.4			23.4	33.0	9.6
	HT/VHT20 Beam Forming, M0 to M7	3	8	17.4	17.4	15.7		29.5	36.0	6.5
	HT/VHT20 Beam Forming, M8 to M15	3	5	17.4	17.4	15.7		26.5	34.8	8.3
	HT/VHT20 Beam Forming, M16 to M23	3	3	17.4	17.4	15.7		24.7	33.0	8.3
	<b>HT/VHT20 Beam Forming, M0 to M7</b>	<b>4</b>	<b>9</b>	<b>17.4</b>	<b>17.4</b>	<b>15.7</b>	<b>16.2</b>	<b>31.8</b>	<b>36.0</b>	<b>4.2</b>
	HT/VHT20 Beam Forming, M8 to M15	4	6	17.4	17.4	15.7	16.2	28.8	36.0	7.2
	HT/VHT20 Beam Forming, M16 to M23	4	4	17.4	17.4	15.7	16.2	27.0	34.2	7.2
	HT/VHT20 STBC, M0 to M7	2	3	17.4	17.4			23.4	33.0	9.6
	HT/VHT20 STBC, M0 to M7	3	3	17.4	17.4	15.7		24.7	33.0	8.3
	HT/VHT20 STBC, M0 to M7	4	3	17.4	17.4	15.7	16.2	25.8	33.0	7.2
2462	CCK, 1 to 11 Mbps	1	3	-30.7				-27.7	33.0	60.7
	CCK, 1 to 11 Mbps	2	3	-30.7	16.6			19.6	33.0	13.4
	CCK, 1 to 11 Mbps	3	3	-30.7	16.6	15.5		22.1	33.0	10.9
	CCK, 1 to 11 Mbps	4	3	-30.7	16.6	15.5	15.9	23.8	33.0	9.2
	Non HT20, 6 to 54 Mbps	1	3	16.4				19.4	33.0	13.6
	Non HT20, 6 to 54 Mbps	2	3	16.4	16.3			22.4	33.0	10.6
	Non HT20, 6 to 54 Mbps	3	3	14.3	14.2	13.3		21.7	33.0	11.3



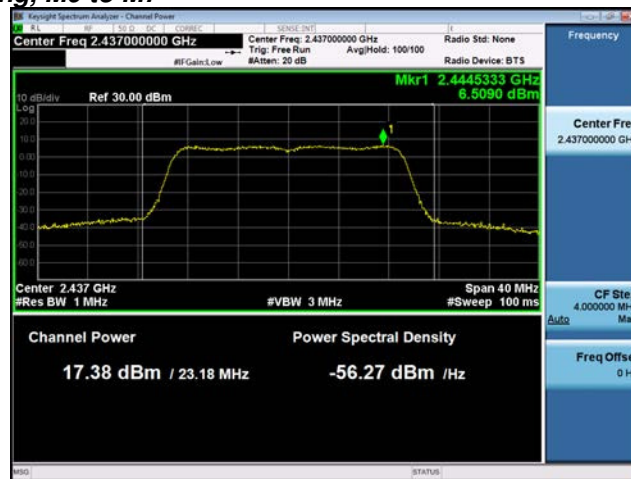
Non HT20, 6 to 54 Mbps	4	3	13.2	13.1	12.3	12.6	21.8	33.0	11.2
Non HT20 Beam Forming, 6 to 54 Mbps	2	6	13.2	13.1			22.2	36.0	13.8
Non HT20 Beam Forming, 6 to 54 Mbps	3	8	9.7	9.5	8.6		21.9	36.0	14.1
Non HT20 Beam Forming, 6 to 54 Mbps	4	9	7.7	7.5	6.6	6.9	22.2	36.0	13.8
HT/VHT20, M0 to M7	1	3	16.6				19.6	33.0	13.4
HT/VHT20, M0 to M7	2	3	16.6	16.6			22.6	33.0	10.4
HT/VHT20, M8 to M15	2	3	16.6	16.6			22.6	33.0	10.4
HT/VHT20, M0 to M7	3	3	15.6	15.5	14.5		23.0	33.0	10.0
HT/VHT20, M8 to M15	3	3	15.6	15.5	14.5		23.0	33.0	10.0
HT/VHT20, M16 to M23	3	3	15.6	15.5	14.5		23.0	33.0	10.0
HT/VHT20, M0 to M7	4	3	14.5	14.4	13.5	13.8	23.1	33.0	9.9
HT/VHT20, M8 to M15	4	3	14.5	14.4	13.5	13.8	23.1	33.0	9.9
HT/VHT20, M16 to M23	4	3	14.5	14.4	13.5	13.8	23.1	33.0	9.9
HT/VHT20 Beam Forming, M0 to M7	2	6	14.5	14.4			23.5	36.0	12.5
HT/VHT20 Beam Forming, M8 to M15	2	3	16.6	16.6			22.6	33.0	10.4
HT/VHT20 Beam Forming, M0 to M7	3	8	10.9	10.7	9.8		23.1	36.0	12.9
HT/VHT20 Beam Forming, M8 to M15	3	5	13.4	13.4	12.5		22.7	34.8	12.1
HT/VHT20 Beam Forming, M16 to M23	3	3	15.6	15.5	14.5		23.0	33.0	10.0
HT/VHT20 Beam Forming, M0 to M7	4	9	7.9	7.8	6.8	7.1	22.4	36.0	13.6
HT/VHT20 Beam Forming, M8 to M15	4	6	10.9	10.7	9.8	10.1	22.4	36.0	13.6
HT/VHT20 Beam Forming, M16 to M23	4	4	12.4	12.7	11.3	11.7	22.3	34.2	11.9
HT/VHT20 STBC, M0 to M7	2	3	16.6	16.6			22.6	33.0	10.4
HT/VHT20 STBC, M0 to M7	3	3	15.6	15.5	14.5		23.0	33.0	10.0
HT/VHT20 STBC, M0 to M7	4	3	14.5	14.4	13.5	13.8	23.1	33.0	9.9



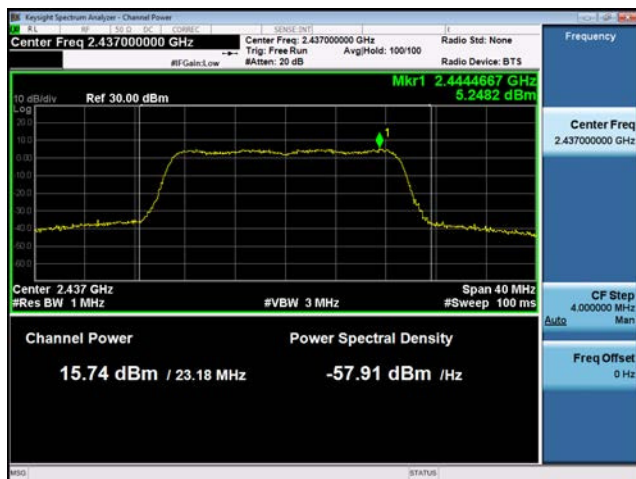
**Peak Output Power, 2437 MHz, HT/VHT20 Beam Forming, M0 to M7**



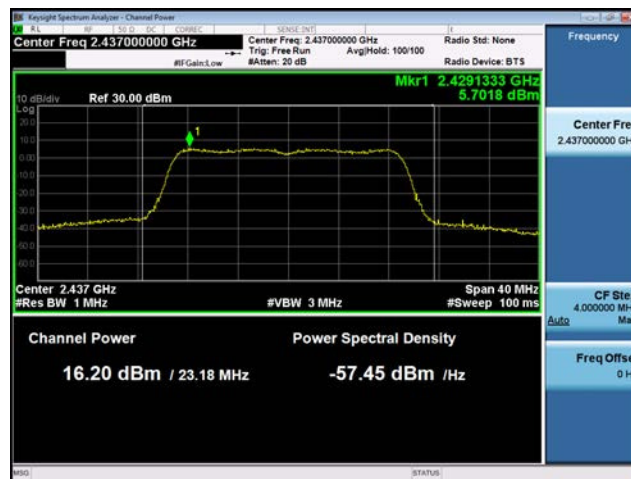
**Antenna A**



**Antenna B**



**Antenna C**



**Antenna D**



Antenna Gain : 4 dBi

Frequency (MHz)	Mode	Tx Paths	Correlated Antenna Gain (dBi)	Tx 1 Max Power (dBm)	Tx 2 Max Power (dBm)	Tx 3 Max Power (dBm)	Tx 4 Max Power (dBm)	Total Tx Channel Power (dBm)	Limit (dBm) EIRP	Margin (dB)
2412	CCK, 1 to 11 Mbps	1	4	16.8				20.8	34.0	13.2
	CCK, 1 to 11 Mbps	2	4	16.8	16.0			23.4	34.0	10.6
	CCK, 1 to 11 Mbps	3	4	16.8	16.0	15.1		24.8	34.0	9.2
	CCK, 1 to 11 Mbps	4	4	16.8	16.0	15.1	16.0	26.0	34.0	8.0
	Non HT20, 6 to 54 Mbps	1	4	16.8				20.8	34.0	13.2
	Non HT20, 6 to 54 Mbps	2	4	15.7	14.8			22.3	34.0	11.7
	Non HT20, 6 to 54 Mbps	3	4	15.7	14.8	14.0		23.7	34.0	10.3
	Non HT20, 6 to 54 Mbps	4	4	15.7	14.8	14.0	14.9	24.9	34.0	9.1
	Non HT20 Beam Forming, 6 to 54 Mbps	2	7	15.7	14.8			25.3	36.0	10.7
	Non HT20 Beam Forming, 6 to 54 Mbps	3	9	12.6	12.0	10.8		25.4	36.0	10.6
	Non HT20 Beam Forming, 6 to 54 Mbps	4	10	11.0	10.0	9.2	10.1	26.1	36.0	9.9
	HT/VHT20, M0 to M7	1	4	16.9				20.9	34.0	13.1
	HT/VHT20, M0 to M7	2	4	16.9	16.0			23.5	34.0	10.5
	HT/VHT20, M8 to M15	2	4	16.9	16.0			23.5	34.0	10.5
	HT/VHT20, M0 to M7	3	4	15.8	14.9	14.1		23.8	34.0	10.2
	HT/VHT20, M8 to M15	3	4	15.8	14.9	14.1		23.8	34.0	10.2
	HT/VHT20, M16 to M23	3	4	15.8	14.9	14.1		23.8	34.0	10.2
	HT/VHT20, M0 to M7	4	4	14.7	13.9	13.1	14.0	24.0	34.0	10.0
	HT/VHT20, M8 to M15	4	4	14.7	13.9	13.1	14.0	24.0	34.0	10.0
	HT/VHT20, M16 to M23	4	4	14.7	13.9	13.1	14.0	24.0	34.0	10.0
	HT/VHT20 Beam Forming, M0 to M7	2	7	15.8	14.9			25.4	36.0	10.6
	HT/VHT20 Beam Forming, M8 to M15	2	4	16.9	16.0			23.5	34.0	10.5
	HT/VHT20 Beam Forming, M0 to M7	3	9	13.8	12.9	12.1		26.6	36.0	9.4
	HT/VHT20 Beam Forming, M8 to M15	3	6	14.7	13.9	13.1		24.5	35.8	11.3
	HT/VHT20 Beam Forming, M16 to M23	3	4	15.8	14.9	14.1		23.8	34.0	10.2
	HT/VHT20 Beam Forming, M0 to M7	4	10	11.1	10.2	9.4	10.3	26.3	36.0	9.7
	HT/VHT20 Beam Forming, M8 to M15	4	7	13.8	12.9	12.1	12.9	26.0	36.0	10.0
	HT/VHT20 Beam Forming, M16 to M23	4	5	14.7	13.9	13.1	14.0	25.2	35.2	10.0
	HT/VHT20 STBC, M0 to M7	2	4	16.9	16.0			23.5	34.0	10.5
	HT/VHT20 STBC, M0 to M7	3	4	15.8	14.9	14.1		23.8	34.0	10.2
	HT/VHT20 STBC, M0 to M7	4	4	14.7	13.9	13.1	14.0	24.0	34.0	10.0





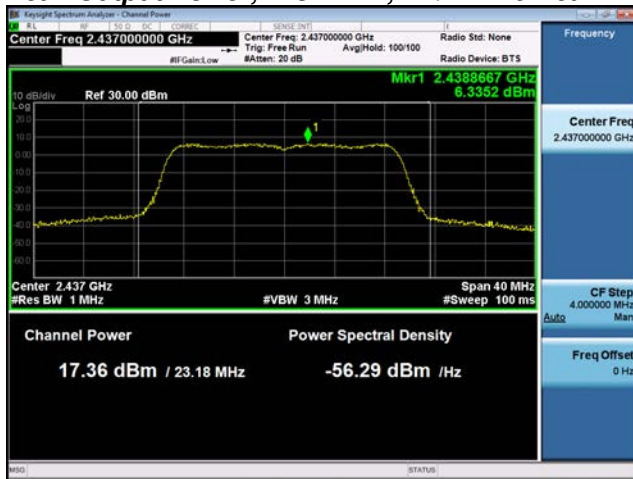
2437	CCK, 1 to 11 Mbps	1	4	17.1				21.1	34.0	12.9
	CCK, 1 to 11 Mbps	2	4	17.1	17.2			24.2	34.0	9.8
	CCK, 1 to 11 Mbps	3	4	17.1	17.2	15.6		25.5	34.0	8.5
	CCK, 1 to 11 Mbps	4	4	17.1	17.2	15.6	16.0	26.5	34.0	7.5
	Non HT20, 6 to 54 Mbps	1	4	16.8				20.8	34.0	13.2
	Non HT20, 6 to 54 Mbps	2	4	16.8	16.9			23.9	34.0	10.1
	Non HT20, 6 to 54 Mbps	3	4	16.8	16.9	15.3		25.2	34.0	8.8
	Non HT20, 6 to 54 Mbps	4	4	16.8	16.9	15.3	15.7	26.2	34.0	7.8
	Non HT20 Beam Forming, 6 to 54 Mbps	2	7	16.8	16.9			26.9	36.0	9.1
	Non HT20 Beam Forming, 6 to 54 Mbps	3	9	16.8	16.9	15.3		30.0	36.0	6.0
	Non HT20 Beam Forming, 6 to 54 Mbps	4	10	16.8	16.9	15.3	15.7	32.2	36.0	3.8
	HT/VHT20, M0 to M7	1	4	17.4				21.4	34.0	12.6
	HT/VHT20, M0 to M7	2	4	17.4	17.4			24.4	34.0	9.6
	HT/VHT20, M8 to M15	2	4	17.4	17.4			24.4	34.0	9.6
	HT/VHT20, M0 to M7	3	4	17.4	17.4	15.7		25.7	34.0	8.3
	HT/VHT20, M8 to M15	3	4	17.4	17.4	15.7		25.7	34.0	8.3
	HT/VHT20, M16 to M23	3	4	17.4	17.4	15.7		25.7	34.0	8.3
	HT/VHT20, M0 to M7	4	4	17.4	17.4	15.7	16.2	26.8	34.0	7.2
	HT/VHT20, M8 to M15	4	4	17.4	17.4	15.7	16.2	26.8	34.0	7.2
	HT/VHT20, M16 to M23	4	4	17.4	17.4	15.7	16.2	26.8	34.0	7.2
	HT/VHT20 Beam Forming, M0 to M7	2	7	17.4	17.4			27.4	36.0	8.6
	HT/VHT20 Beam Forming, M8 to M15	2	4	17.4	17.4			24.4	34.0	9.6
	HT/VHT20 Beam Forming, M0 to M7	3	9	17.4	17.4	15.7		30.5	36.0	5.5
	HT/VHT20 Beam Forming, M8 to M15	3	6	17.4	17.4	15.7		27.5	35.8	8.3
	HT/VHT20 Beam Forming, M16 to M23	3	4	17.4	17.4	15.7		25.7	34.0	8.3
	<b>HT/VHT20 Beam Forming, M0 to M7</b>	<b>4</b>	<b>10</b>	<b>17.4</b>	<b>17.4</b>	<b>15.7</b>	<b>16.2</b>	<b>32.8</b>	<b>36.0</b>	<b>3.2</b>
	HT/VHT20 Beam Forming, M8 to M15	4	7	17.4	17.4	15.7	16.2	29.8	36.0	6.2
	HT/VHT20 Beam Forming, M16 to M23	4	5	17.4	17.4	15.7	16.2	28.0	35.2	7.2
	HT/VHT20 STBC, M0 to M7	2	4	17.4	17.4			24.4	34.0	9.6
	HT/VHT20 STBC, M0 to M7	3	4	17.4	17.4	15.7		25.7	34.0	8.3
	HT/VHT20 STBC, M0 to M7	4	4	17.4	17.4	15.7	16.2	26.8	34.0	7.2
	2462	CCK, 1 to 11 Mbps	1	4	-30.7				-26.7	34.0
CCK, 1 to 11 Mbps		2	4	-30.7	16.6			20.6	34.0	13.4
CCK, 1 to 11 Mbps		3	4	-30.7	16.6	15.5		23.1	34.0	10.9
CCK, 1 to 11 Mbps		4	4	-30.7	16.6	15.5	15.9	24.8	34.0	9.2
Non HT20, 6 to 54 Mbps		1	4	16.4				20.4	34.0	13.6
Non HT20, 6 to 54 Mbps		2	4	15.4	15.3			22.4	34.0	11.6
Non HT20, 6 to 54 Mbps		3	4	13.2	13.1	12.3		21.7	34.0	12.3



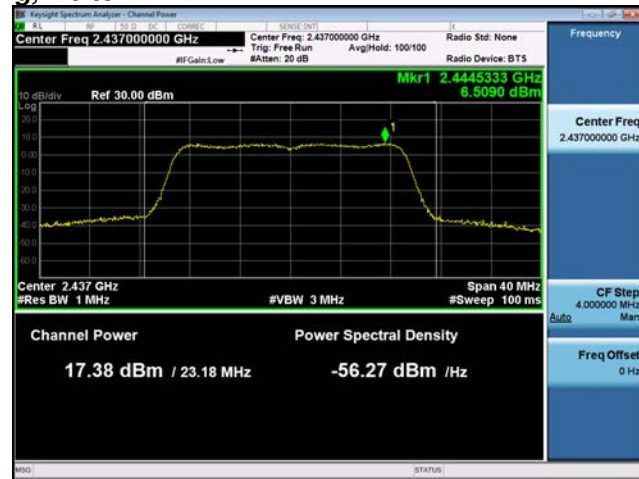
Non HT20, 6 to 54 Mbps	4	4	13.2	13.1	12.3	12.6	22.8	34.0	11.2
Non HT20 Beam Forming, 6 to 54 Mbps	2	7	13.2	13.1			23.2	36.0	12.8
Non HT20 Beam Forming, 6 to 54 Mbps	3	9	9.7	9.5	8.6		22.9	36.0	13.1
Non HT20 Beam Forming, 6 to 54 Mbps	4	10	6.7	6.5	5.5	5.8	22.2	36.0	13.8
HT/VHT20, M0 to M7	1	4	16.6				20.6	34.0	13.4
HT/VHT20, M0 to M7	2	4	15.6	15.5			22.6	34.0	11.4
HT/VHT20, M8 to M15	2	4	15.6	15.5			22.6	34.0	11.4
HT/VHT20, M0 to M7	3	4	14.5	14.4	13.5		22.9	34.0	11.1
HT/VHT20, M8 to M15	3	4	14.5	14.4	13.5		22.9	34.0	11.1
HT/VHT20, M16 to M23	3	4	14.5	14.4	13.5		22.9	34.0	11.1
HT/VHT20, M0 to M7	4	4	12.4	12.7	11.3	11.7	22.1	34.0	11.9
HT/VHT20, M8 to M15	4	4	12.4	12.7	11.3	11.7	22.1	34.0	11.9
HT/VHT20, M16 to M23	4	4	12.4	12.7	11.3	11.7	22.1	34.0	11.9
HT/VHT20 Beam Forming, M0 to M7	2	7	13.4	13.4			23.4	36.0	12.6
HT/VHT20 Beam Forming, M8 to M15	2	4	15.6	15.5			22.6	34.0	11.4
HT/VHT20 Beam Forming, M0 to M7	3	9	8.9	8.7	7.8		22.1	36.0	13.9
HT/VHT20 Beam Forming, M8 to M15	3	6	12.4	12.7	11.3		22.7	35.8	13.1
HT/VHT20 Beam Forming, M16 to M23	3	4	14.5	14.4	13.5		22.9	34.0	11.1
HT/VHT20 Beam Forming, M0 to M7	4	10	6.9	6.6	5.7	6.0	22.3	36.0	13.7
HT/VHT20 Beam Forming, M8 to M15	4	7	8.9	8.7	7.8	8.0	21.4	36.0	14.6
HT/VHT20 Beam Forming, M16 to M23	4	5	10.9	10.7	9.8	10.1	21.6	35.2	13.6
HT/VHT20 STBC, M0 to M7	2	4	15.6	15.5			22.6	34.0	11.4
HT/VHT20 STBC, M0 to M7	3	4	14.5	14.4	13.5		22.9	34.0	11.1
HT/VHT20 STBC, M0 to M7	4	4	12.4	12.7	11.3	11.7	22.1	34.0	11.9



**Peak Output Power, 2437 MHz, HT/VHT20 Beam Forming, M0 to M7**



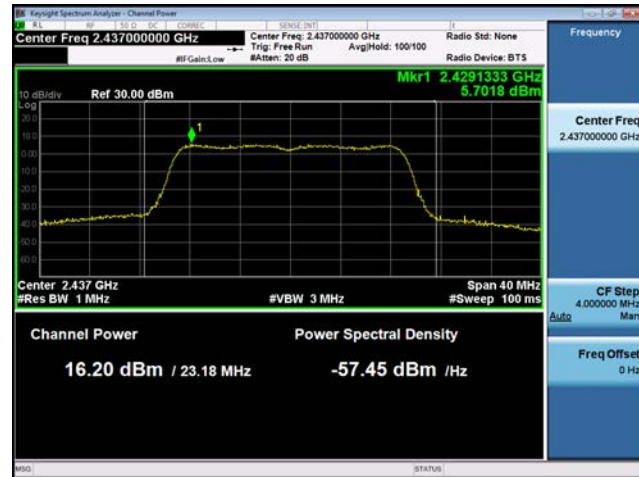
**Antenna A**



**Antenna B**



**Antenna C**



**Antenna D**



Antenna Gain : 5 dBi

Frequency (MHz)	Mode	Tx Paths	Correlated Antenna Gain (dBi)	Tx 1 Max Power (dBm)	Tx 2 Max Power (dBm)	Tx 3 Max Power (dBm)	Tx 4 Max Power (dBm)	Total Tx Channel Power (dBm)	Limit (dBm) EIRP	Margin (dB)
2412	CCK, 1 to 11 Mbps	1	5	16.8				21.8	35.0	13.2
	CCK, 1 to 11 Mbps	2	5	16.8	16.0			24.4	35.0	10.6
	CCK, 1 to 11 Mbps	3	5	16.8	16.0	15.1		25.8	35.0	9.2
	CCK, 1 to 11 Mbps	4	5	16.8	16.0	15.1	16.0	27.0	35.0	8.0
	Non HT20, 6 to 54 Mbps	1	5	16.8				21.8	35.0	13.2
	Non HT20, 6 to 54 Mbps	2	5	15.7	14.8			23.3	35.0	11.7
	Non HT20, 6 to 54 Mbps	3	5	15.7	14.8	14.0		24.7	35.0	10.3
	Non HT20, 6 to 54 Mbps	4	5	15.7	14.8	14.0	14.9	25.9	35.0	9.1
	Non HT20 Beam Forming, 6 to 54 Mbps	2	8	15.7	14.8			26.3	36.0	9.7
	Non HT20 Beam Forming, 6 to 54 Mbps	3	10	11.0	10.0	9.2		24.7	36.0	11.3
	Non HT20 Beam Forming, 6 to 54 Mbps	4	11	10.1	9.0	8.2	9.1	26.2	36.0	9.8
	HT/VHT20, M0 to M7	1	5	16.9				21.9	35.0	13.1
	HT/VHT20, M0 to M7	2	5	15.8	14.9			23.4	35.0	11.6
	HT/VHT20, M8 to M15	2	5	15.8	14.9			23.4	35.0	11.6
	HT/VHT20, M0 to M7	3	5	15.8	14.9	14.1		24.8	35.0	10.2
	HT/VHT20, M8 to M15	3	5	15.8	14.9	14.1		24.8	35.0	10.2
	HT/VHT20, M16 to M23	3	5	15.8	14.9	14.1		24.8	35.0	10.2
	HT/VHT20, M0 to M7	4	5	14.7	13.9	13.1	14.0	25.0	35.0	10.0
	HT/VHT20, M8 to M15	4	5	14.7	13.9	13.1	14.0	25.0	35.0	10.0
	HT/VHT20, M16 to M23	4	5	14.7	13.9	13.1	14.0	25.0	35.0	10.0
	HT/VHT20 Beam Forming, M0 to M7	2	8	14.7	13.9			25.3	36.0	10.7
	HT/VHT20 Beam Forming, M8 to M15	2	5	15.8	14.9			23.4	35.0	11.6
	HT/VHT20 Beam Forming, M0 to M7	3	10	12.8	12.2	10.9		26.6	36.0	9.4
	HT/VHT20 Beam Forming, M8 to M15	3	7	14.7	13.9	13.1		25.5	36.0	10.5
	HT/VHT20 Beam Forming, M16 to M23	3	5	15.8	14.9	14.1		24.8	35.0	10.2
	HT/VHT20 Beam Forming, M0 to M7	4	11	10.2	9.2	8.4	9.3	26.3	36.0	9.7
	HT/VHT20 Beam Forming, M8 to M15	4	8	13.8	12.9	12.1	12.9	27.0	36.0	9.0
	HT/VHT20 Beam Forming, M16 to M23	4	6	13.8	12.9	12.1	12.9	25.2	36.0	10.8
	HT/VHT20 STBC, M0 to M7	2	5	15.8	14.9			23.4	35.0	11.6
	HT/VHT20 STBC, M0 to M7	3	5	15.8	14.9	14.1		24.8	35.0	10.2
	HT/VHT20 STBC, M0 to M7	4	5	14.7	13.9	13.1	14.0	25.0	35.0	10.0



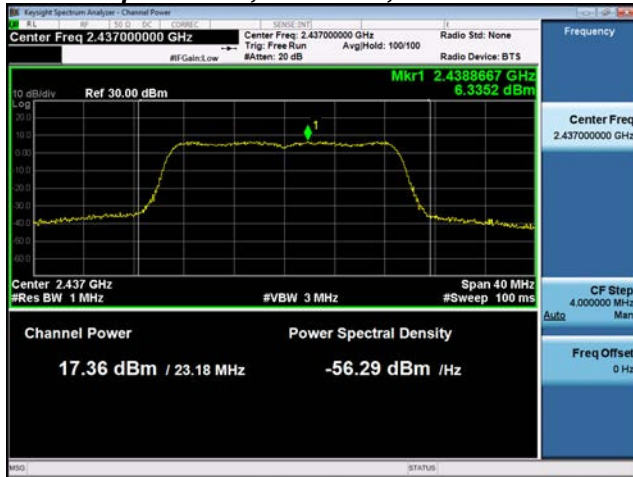
2437	CCK, 1 to 11 Mbps	1	5	17.1				22.1	35.0	12.9
	CCK, 1 to 11 Mbps	2	5	17.1	17.2			25.2	35.0	9.8
	CCK, 1 to 11 Mbps	3	5	17.1	17.2	15.6		26.5	35.0	8.5
	CCK, 1 to 11 Mbps	4	5	17.1	17.2	15.6	16.0	27.5	35.0	7.5
	Non HT20, 6 to 54 Mbps	1	5	16.8				21.8	35.0	13.2
	Non HT20, 6 to 54 Mbps	2	5	16.8	16.9			24.9	35.0	10.1
	Non HT20, 6 to 54 Mbps	3	5	16.8	16.9	15.3		26.2	35.0	8.8
	Non HT20, 6 to 54 Mbps	4	5	16.8	16.9	15.3	15.7	27.2	35.0	7.8
	Non HT20 Beam Forming, 6 to 54 Mbps	2	8	16.8	16.9			27.9	36.0	8.1
	Non HT20 Beam Forming, 6 to 54 Mbps	3	10	16.8	16.9	15.3		31.0	36.0	5.0
	Non HT20 Beam Forming, 6 to 54 Mbps	4	11	16.8	16.9	15.3	15.7	33.2	36.0	2.8
	HT/VHT20, M0 to M7	1	5	17.4				22.4	35.0	12.6
	HT/VHT20, M0 to M7	2	5	17.4	17.4			25.4	35.0	9.6
	HT/VHT20, M8 to M15	2	5	17.4	17.4			25.4	35.0	9.6
	HT/VHT20, M0 to M7	3	5	17.4	17.4	15.7		26.7	35.0	8.3
	HT/VHT20, M8 to M15	3	5	17.4	17.4	15.7		26.7	35.0	8.3
	HT/VHT20, M16 to M23	3	5	17.4	17.4	15.7		26.7	35.0	8.3
	HT/VHT20, M0 to M7	4	5	17.4	17.4	15.7	16.2	27.8	35.0	7.2
	HT/VHT20, M8 to M15	4	5	17.4	17.4	15.7	16.2	27.8	35.0	7.2
	HT/VHT20, M16 to M23	4	5	17.4	17.4	15.7	16.2	27.8	35.0	7.2
	HT/VHT20 Beam Forming, M0 to M7	2	8	17.4	17.4			28.4	36.0	7.6
	HT/VHT20 Beam Forming, M8 to M15	2	5	17.4	17.4			25.4	35.0	9.6
	HT/VHT20 Beam Forming, M0 to M7	3	10	17.4	17.4	15.7		31.5	36.0	4.5
	HT/VHT20 Beam Forming, M8 to M15	3	7	17.4	17.4	15.7		28.5	36.0	7.5
	HT/VHT20 Beam Forming, M16 to M23	3	5	17.4	17.4	15.7		26.7	35.0	8.3
	<b>HT/VHT20 Beam Forming, M0 to M7</b>	<b>4</b>	<b>11</b>	<b>17.4</b>	<b>17.4</b>	<b>15.7</b>	<b>16.2</b>	<b>33.8</b>	<b>36.0</b>	<b>2.2</b>
	HT/VHT20 Beam Forming, M8 to M15	4	8	17.4	17.4	15.7	16.2	30.8	36.0	5.2
	HT/VHT20 Beam Forming, M16 to M23	4	6	17.4	17.4	15.7	16.2	29.0	36.0	7.0
	HT/VHT20 STBC, M0 to M7	2	5	17.4	17.4			25.4	35.0	9.6
	HT/VHT20 STBC, M0 to M7	3	5	17.4	17.4	15.7		26.7	35.0	8.3
	HT/VHT20 STBC, M0 to M7	4	5	17.4	17.4	15.7	16.2	27.8	35.0	7.2
	2462	CCK, 1 to 11 Mbps	1	5	-30.7				-25.7	35.0
CCK, 1 to 11 Mbps		2	5	-30.7	16.6			21.6	35.0	13.4
CCK, 1 to 11 Mbps		3	5	-30.7	16.6	15.5		24.1	35.0	10.9
CCK, 1 to 11 Mbps		4	5	-30.7	16.6	15.5	15.9	25.8	35.0	9.2
Non HT20, 6 to 54 Mbps		1	5	16.4				21.4	35.0	13.6
Non HT20, 6 to 54 Mbps		2	5	14.3	14.2			22.3	35.0	12.7
Non HT20, 6 to 54 Mbps		3	5	13.2	13.1	12.3		22.7	35.0	12.3



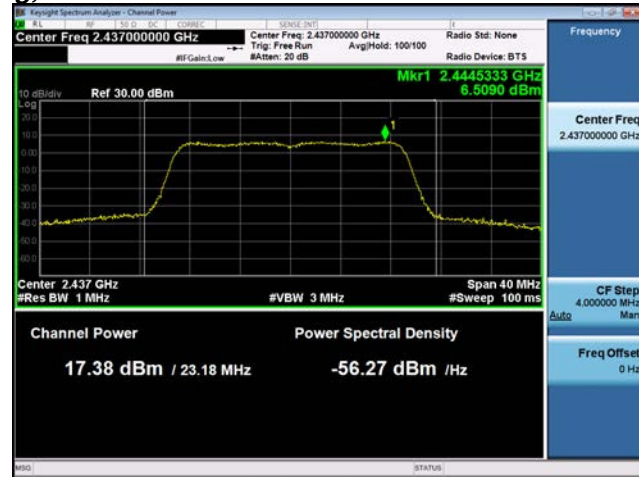
Non HT20, 6 to 54 Mbps	4	5	11.7	11.5	10.6	10.9	22.2	35.0	12.8
Non HT20 Beam Forming, 6 to 54 Mbps	2	8	11.7	11.5			22.6	36.0	13.4
Non HT20 Beam Forming, 6 to 54 Mbps	3	10	8.7	8.5	7.6		22.9	36.0	13.1
Non HT20 Beam Forming, 6 to 54 Mbps	4	11	5.8	5.4	4.6	4.9	22.2	36.0	13.8
HT/VHT20, M0 to M7	1	5	16.6				21.6	35.0	13.4
HT/VHT20, M0 to M7	2	5	15.6	15.5			23.6	35.0	11.4
HT/VHT20, M8 to M15	2	5	15.6	15.5			23.6	35.0	11.4
HT/VHT20, M0 to M7	3	5	12.4	12.7	11.3		21.9	35.0	13.1
HT/VHT20, M8 to M15	3	5	12.4	12.7	11.3		21.9	35.0	13.1
HT/VHT20, M16 to M23	3	5	12.4	12.7	11.3		21.9	35.0	13.1
HT/VHT20, M0 to M7	4	5	12.4	12.7	11.3	11.7	23.1	35.0	11.9
HT/VHT20, M8 to M15	4	5	12.4	12.7	11.3	11.7	23.1	35.0	11.9
HT/VHT20, M16 to M23	4	5	12.4	12.7	11.3	11.7	23.1	35.0	11.9
HT/VHT20 Beam Forming, M0 to M7	2	8	12.4	12.7			23.6	36.0	12.4
HT/VHT20 Beam Forming, M8 to M15	2	5	15.6	15.5			23.6	35.0	11.4
HT/VHT20 Beam Forming, M0 to M7	3	10	8.9	8.7	7.8		23.1	36.0	12.9
HT/VHT20 Beam Forming, M8 to M15	3	7	10.9	10.7	9.8		22.1	36.0	13.9
HT/VHT20 Beam Forming, M16 to M23	3	5	12.4	12.7	11.3		21.9	35.0	13.1
HT/VHT20 Beam Forming, M0 to M7	4	11	5.0	4.6	3.7	4.1	21.4	36.0	14.6
HT/VHT20 Beam Forming, M8 to M15	4	8	8.9	8.7	7.8	8.0	22.4	36.0	13.6
HT/VHT20 Beam Forming, M16 to M23	4	6	10.9	10.7	9.8	10.1	22.6	36.0	13.4
HT/VHT20 STBC, M0 to M7	2	5	15.6	15.5			23.6	35.0	11.4
HT/VHT20 STBC, M0 to M7	3	5	12.4	12.7	11.3		21.9	35.0	13.1
HT/VHT20 STBC, M0 to M7	4	5	12.4	12.7	11.3	11.7	23.1	35.0	11.9



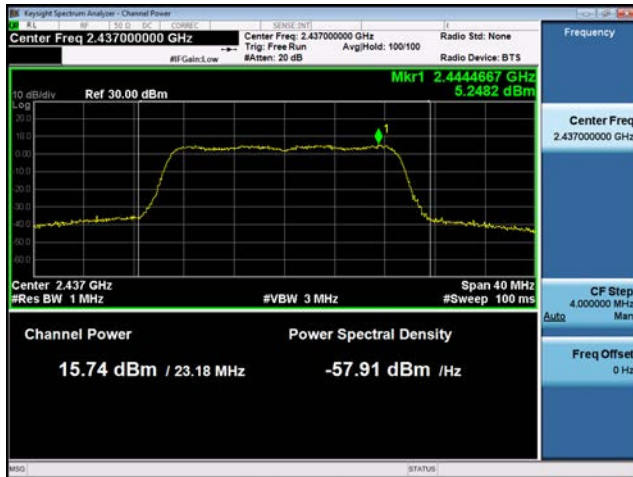
**Peak Output Power, 2437 MHz, HT/VHT20 Beam Forming, M0 to M7**



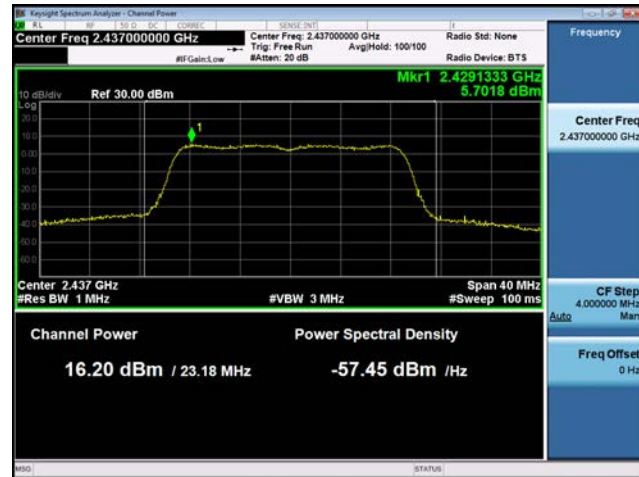
**Antenna A**



**Antenna B**



**Antenna C**



**Antenna D**



Antenna Gain : 6 dBi

Frequency (MHz)	Mode	Tx Paths	Correlated Antenna Gain (dBi)	Tx 1 Max Power (dBm)	Tx 2 Max Power (dBm)	Tx 3 Max Power (dBm)	Tx 4 Max Power (dBm)	Total Tx Channel Power (dBm)	Limit (dBm) EIRP	Margin (dB)
2412	CCK, 1 to 11 Mbps	1	6	16.8				22.8	36.0	13.2
	CCK, 1 to 11 Mbps	2	6	16.8	16.0			25.4	36.0	10.6
	CCK, 1 to 11 Mbps	3	6	16.8	16.0	15.1		26.8	36.0	9.2
	CCK, 1 to 11 Mbps	4	6	15.9	15.0	14.1	15.0	27.1	36.0	8.9
	Non HT20, 6 to 54 Mbps	1	6	16.8				22.8	36.0	13.2
	Non HT20, 6 to 54 Mbps	2	6	15.7	14.8			24.3	36.0	11.7
	Non HT20, 6 to 54 Mbps	3	6	15.7	14.8	14.0		25.7	36.0	10.3
	Non HT20, 6 to 54 Mbps	4	6	15.7	14.8	14.0	14.9	26.9	36.0	9.1
	Non HT20 Beam Forming, 6 to 54 Mbps	2	9	15.7	14.8			27.3	36.0	8.7
	Non HT20 Beam Forming, 6 to 54 Mbps	3	11	11.0	10.0	9.2		25.7	36.0	10.3
	Non HT20 Beam Forming, 6 to 54 Mbps	4	12	8.0	7.0	6.2	7.1	25.1	36.0	10.9
	HT/VHT20, M0 to M7	1	6	16.9				22.9	36.0	13.1
	HT/VHT20, M0 to M7	2	6	15.8	14.9			24.4	36.0	11.6
	HT/VHT20, M8 to M15	2	6	15.8	14.9			24.4	36.0	11.6
	HT/VHT20, M0 to M7	3	6	14.7	13.9	13.1		24.7	36.0	11.3
	HT/VHT20, M8 to M15	3	6	14.7	13.9	13.1		24.7	36.0	11.3
	HT/VHT20, M16 to M23	3	6	14.7	13.9	13.1		24.7	36.0	11.3
	HT/VHT20, M0 to M7	4	6	13.8	12.9	12.1	12.9	25.0	36.0	11.0
	HT/VHT20, M8 to M15	4	6	13.8	12.9	12.1	12.9	25.0	36.0	11.0
	HT/VHT20, M16 to M23	4	6	13.8	12.9	12.1	12.9	25.0	36.0	11.0
	HT/VHT20 Beam Forming, M0 to M7	2	9	14.7	13.9			26.3	36.0	9.7
	HT/VHT20 Beam Forming, M8 to M15	2	6	15.8	14.9			24.4	36.0	11.6
	HT/VHT20 Beam Forming, M0 to M7	3	11	12.8	12.2	10.9		27.6	36.0	8.4
	HT/VHT20 Beam Forming, M8 to M15	3	8	13.8	12.9	12.1		25.6	36.0	10.4
	HT/VHT20 Beam Forming, M16 to M23	3	6	14.7	13.9	13.1		24.7	36.0	11.3
	HT/VHT20 Beam Forming, M0 to M7	4	12	8.1	7.2	6.4	7.2	25.3	36.0	10.7
	HT/VHT20 Beam Forming, M8 to M15	4	9	12.8	12.2	10.9	11.8	27.0	36.0	9.0
	HT/VHT20 Beam Forming, M16 to M23	4	7	13.8	12.9	12.1	12.9	26.2	36.0	9.8
	HT/VHT20 STBC, M0 to M7	2	6	15.8	14.9			24.4	36.0	11.6
	HT/VHT20 STBC, M0 to M7	3	6	14.7	13.9	13.1		24.7	36.0	11.3
	HT/VHT20 STBC, M0 to M7	4	6	13.8	12.9	12.1	12.9	25.0	36.0	11.0





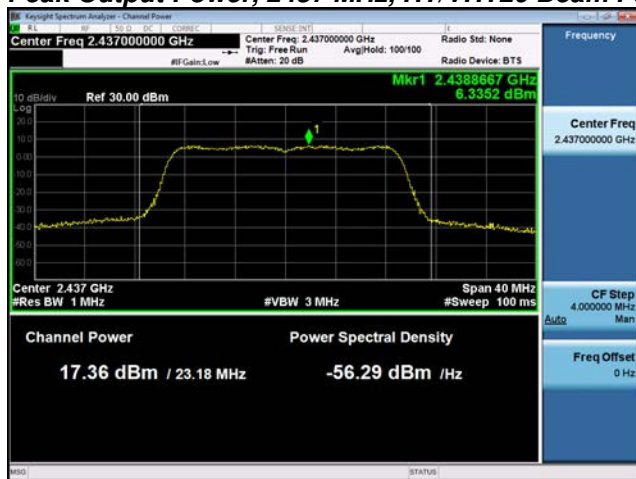
2437	CCK, 1 to 11 Mbps	1	6	17.1				23.1	36.0	12.9
	CCK, 1 to 11 Mbps	2	6	17.1	17.2			26.2	36.0	9.8
	CCK, 1 to 11 Mbps	3	6	17.1	17.2	15.6		27.5	36.0	8.5
	CCK, 1 to 11 Mbps	4	6	17.1	17.2	15.6	16.0	28.5	36.0	7.5
	Non HT20, 6 to 54 Mbps	1	6	16.8				22.8	36.0	13.2
	Non HT20, 6 to 54 Mbps	2	6	16.8	16.9			25.9	36.0	10.1
	Non HT20, 6 to 54 Mbps	3	6	16.8	16.9	15.3		27.2	36.0	8.8
	Non HT20, 6 to 54 Mbps	4	6	16.8	16.9	15.3	15.7	28.2	36.0	7.8
	Non HT20 Beam Forming, 6 to 54 Mbps	2	9	16.8	16.9			28.9	36.0	7.1
	Non HT20 Beam Forming, 6 to 54 Mbps	3	11	16.8	16.9	15.3		32.0	36.0	4.0
	Non HT20 Beam Forming, 6 to 54 Mbps	4	12	16.8	16.9	15.3	15.7	34.2	36.0	1.8
	HT/VHT20, M0 to M7	1	6	17.4				23.4	36.0	12.6
	HT/VHT20, M0 to M7	2	6	17.4	17.4			26.4	36.0	9.6
	HT/VHT20, M8 to M15	2	6	17.4	17.4			26.4	36.0	9.6
	HT/VHT20, M0 to M7	3	6	17.4	17.4	15.7		27.7	36.0	8.3
	HT/VHT20, M8 to M15	3	6	17.4	17.4	15.7		27.7	36.0	8.3
	HT/VHT20, M16 to M23	3	6	17.4	17.4	15.7		27.7	36.0	8.3
	HT/VHT20, M0 to M7	4	6	17.4	17.4	15.7	16.2	28.8	36.0	7.2
	HT/VHT20, M8 to M15	4	6	17.4	17.4	15.7	16.2	28.8	36.0	7.2
	HT/VHT20, M16 to M23	4	6	17.4	17.4	15.7	16.2	28.8	36.0	7.2
	HT/VHT20 Beam Forming, M0 to M7	2	9	17.4	17.4			29.4	36.0	6.6
	HT/VHT20 Beam Forming, M8 to M15	2	6	17.4	17.4			26.4	36.0	9.6
	HT/VHT20 Beam Forming, M0 to M7	3	11	17.4	17.4	15.7		32.5	36.0	3.5
	HT/VHT20 Beam Forming, M8 to M15	3	8	17.4	17.4	15.7		29.5	36.0	6.5
	HT/VHT20 Beam Forming, M16 to M23	3	6	17.4	17.4	15.7		27.7	36.0	8.3
	<b>HT/VHT20 Beam Forming, M0 to M7</b>	<b>4</b>	<b>12</b>	<b>17.4</b>	<b>17.4</b>	<b>15.7</b>	<b>16.2</b>	<b>34.8</b>	<b>36.0</b>	<b>1.2</b>
	HT/VHT20 Beam Forming, M8 to M15	4	9	17.4	17.4	15.7	16.2	31.8	36.0	4.2
	HT/VHT20 Beam Forming, M16 to M23	4	7	17.4	17.4	15.7	16.2	30.0	36.0	6.0
	HT/VHT20 STBC, M0 to M7	2	6	17.4	17.4			26.4	36.0	9.6
	HT/VHT20 STBC, M0 to M7	3	6	17.4	17.4	15.7		27.7	36.0	8.3
HT/VHT20 STBC, M0 to M7	4	6	17.4	17.4	15.7	16.2	28.8	36.0	7.2	
2462	CCK, 1 to 11 Mbps	1	6	16.6				22.6	36.0	13.4
	CCK, 1 to 11 Mbps	2	6	16.6	16.6			25.6	36.0	10.4
	CCK, 1 to 11 Mbps	3	6	16.6	16.6	15.5		27.0	36.0	9.0
	CCK, 1 to 11 Mbps	4	6	16.6	16.6	15.5	15.9	28.2	36.0	7.8
	Non HT20, 6 to 54 Mbps	1	6	16.4				22.4	36.0	13.6
	Non HT20, 6 to 54 Mbps	2	6	13.2	13.1			22.2	36.0	13.8
	Non HT20, 6 to 54 Mbps	3	6	12.2	12.5	11.1		22.7	36.0	13.3



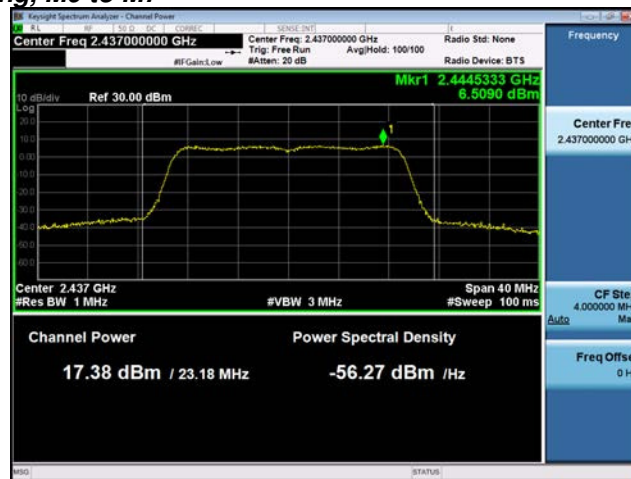
Non HT20, 6 to 54 Mbps	4	6	11.7	11.5	10.6	10.9	23.2	36.0	12.8
Non HT20 Beam Forming, 6 to 54 Mbps	2	9	11.7	11.5			23.6	36.0	12.4
Non HT20 Beam Forming, 6 to 54 Mbps	3	11	6.7	6.5	5.5		21.8	36.0	14.2
Non HT20 Beam Forming, 6 to 54 Mbps	4	12	3.8	3.4	2.5	2.9	21.2	36.0	14.8
HT/VHT20, M0 to M7	1	6	15.6				21.6	36.0	14.4
HT/VHT20, M0 to M7	2	6	14.5	14.4			23.5	36.0	12.5
HT/VHT20, M8 to M15	2	6	14.5	14.4			23.5	36.0	12.5
HT/VHT20, M0 to M7	3	6	12.4	12.7	11.3		22.9	36.0	13.1
HT/VHT20, M8 to M15	3	6	12.4	12.7	11.3		22.9	36.0	13.1
HT/VHT20, M16 to M23	3	6	12.4	12.7	11.3		22.9	36.0	13.1
HT/VHT20, M0 to M7	4	6	10.9	10.7	9.8	10.1	22.4	36.0	13.6
HT/VHT20, M8 to M15	4	6	10.9	10.7	9.8	10.1	22.4	36.0	13.6
HT/VHT20, M16 to M23	4	6	10.9	10.7	9.8	10.1	22.4	36.0	13.6
HT/VHT20 Beam Forming, M0 to M7	2	9	10.9	10.7			22.8	36.0	13.2
HT/VHT20 Beam Forming, M8 to M15	2	6	14.5	14.4			23.5	36.0	12.5
HT/VHT20 Beam Forming, M0 to M7	3	11	6.9	6.6	5.7		22.0	36.0	14.0
HT/VHT20 Beam Forming, M8 to M15	3	8	10.9	10.7	9.8		23.1	36.0	12.9
HT/VHT20 Beam Forming, M16 to M23	3	6	12.4	12.7	11.3		22.9	36.0	13.1
HT/VHT20 Beam Forming, M0 to M7	4	12	3.9	3.6	2.7	3.1	21.4	36.0	14.6
HT/VHT20 Beam Forming, M8 to M15	4	9	7.9	7.8	6.8	7.1	22.4	36.0	13.6
HT/VHT20 Beam Forming, M16 to M23	4	7	8.9	8.7	7.8	8.0	21.6	36.0	14.4
HT/VHT20 STBC, M0 to M7	2	6	14.5	14.4			23.5	36.0	12.5
HT/VHT20 STBC, M0 to M7	3	6	12.4	12.7	11.3		22.9	36.0	13.1
HT/VHT20 STBC, M0 to M7	4	6	10.9	10.7	9.8	10.1	22.4	36.0	13.6



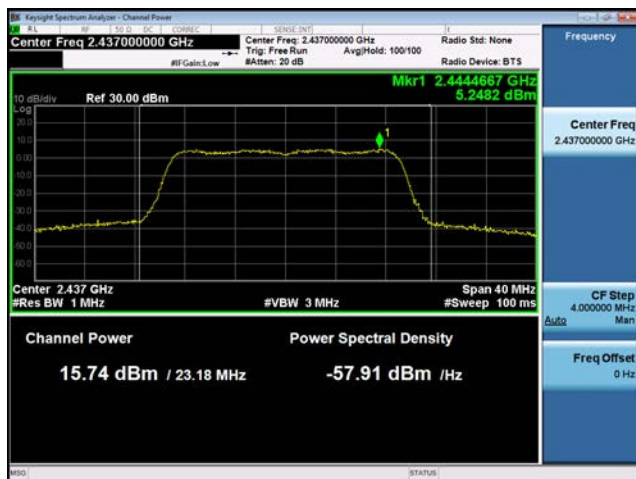
**Peak Output Power, 2437 MHz, HT/VHT20 Beam Forming, M0 to M7**



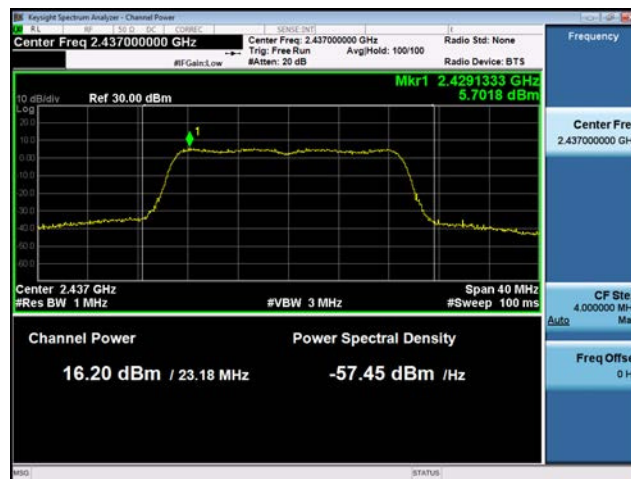
**Antenna A**



**Antenna B**



**Antenna C**



**Antenna D**



**Antenna Gain : 8 dBi**

Frequency (MHz)	Mode	Tx Paths	Correlated Antenna Gain (dBi)	Tx 1 Max Power (dBm)	Tx 2 Max Power (dBm)	Tx 3 Max Power (dBm)	Tx 4 Max Power (dBm)	Total Tx Channel Power (dBm)	Limit (dBm) EIRP	Margin (dB)
2412	CCK, 1 to 11 Mbps	1	8	16.8				24.8	36.0	11.2
	CCK, 1 to 11 Mbps	2	8	16.8	16.0			27.4	36.0	8.6
	CCK, 1 to 11 Mbps	3	8	16.8	16.0	15.1		28.8	36.0	7.2
	CCK, 1 to 11 Mbps	4	8	16.8	16.0	15.1	16.0	30.0	36.0	6.0
	Non HT20, 6 to 54 Mbps	1	8	15.7				23.7	36.0	12.3
	Non HT20, 6 to 54 Mbps	2	8	15.7	14.8			26.3	36.0	9.7
	Non HT20, 6 to 54 Mbps	3	8	14.6	13.7	12.9		26.6	36.0	9.4
	Non HT20, 6 to 54 Mbps	4	8	12.6	12.0	10.8	11.7	25.8	36.0	10.2
	Non HT20 Beam Forming, 6 to 54 Mbps	2	11	13.6	12.7			27.2	36.0	8.8
	Non HT20 Beam Forming, 6 to 54 Mbps	3	13	10.1	9.0	8.2		26.7	36.0	9.3
	Non HT20 Beam Forming, 6 to 54 Mbps	4	14	7.0	5.9	5.2	6.0	26.1	36.0	9.9
	HT/VHT20, M0 to M7	1	8	15.8				23.8	36.0	12.2
	HT/VHT20, M0 to M7	2	8	14.7	13.9			25.3	36.0	10.7
	HT/VHT20, M8 to M15	2	8	14.7	13.9			25.3	36.0	10.7
	HT/VHT20, M0 to M7	3	8	13.8	12.9	12.1		25.8	36.0	10.2
	HT/VHT20, M8 to M15	3	8	13.8	12.9	12.1		25.8	36.0	10.2
	HT/VHT20, M16 to M23	3	8	13.8	12.9	12.1		25.8	36.0	10.2
	HT/VHT20, M0 to M7	4	8	13.8	12.9	12.1	12.9	27.0	36.0	9.0
	HT/VHT20, M8 to M15	4	8	13.8	12.9	12.1	12.9	27.0	36.0	9.0
	HT/VHT20, M16 to M23	4	8	13.8	12.9	12.1	12.9	27.0	36.0	9.0
	HT/VHT20 Beam Forming, M0 to M7	2	11	13.8	12.9			27.4	36.0	8.6
	HT/VHT20 Beam Forming, M8 to M15	2	8	14.7	13.9			25.3	36.0	10.7
	HT/VHT20 Beam Forming, M0 to M7	3	13	10.2	9.2	8.4		26.9	36.0	9.1
	HT/VHT20 Beam Forming, M8 to M15	3	10	12.8	12.2	10.9		26.6	36.0	9.4
	HT/VHT20 Beam Forming, M16 to M23	3	8	13.8	12.9	12.1		25.8	36.0	10.2
	HT/VHT20 Beam Forming, M0 to M7	4	14	8.1	7.2	6.4	7.2	27.3	36.0	8.7
	HT/VHT20 Beam Forming, M8 to M15	4	11	10.2	9.2	8.4	9.3	26.3	36.0	9.7
	HT/VHT20 Beam Forming, M16 to M23	4	9	12.8	12.2	10.9	11.8	27.2	36.0	8.8
	HT/VHT20 STBC, M0 to M7	2	8	14.7	13.9			25.3	36.0	10.7
	HT/VHT20 STBC, M0 to M7	3	8	13.8	12.9	12.1		25.8	36.0	10.2
	HT/VHT20 STBC, M0 to M7	4	8	13.8	12.9	12.1	12.9	27.0	36.0	9.0



2437	CCK, 1 to 11 Mbps	1	8	17.1				25.1	36.0	10.9
	CCK, 1 to 11 Mbps	2	8	17.1	17.2			28.2	36.0	7.8
	CCK, 1 to 11 Mbps	3	8	17.1	17.2	15.6		29.5	36.0	6.5
	CCK, 1 to 11 Mbps	4	8	17.1	17.2	15.6	16.0	30.5	36.0	5.5
	Non HT20, 6 to 54 Mbps	1	8	16.8				24.8	36.0	11.2
	Non HT20, 6 to 54 Mbps	2	8	16.8	16.9			27.9	36.0	8.1
	Non HT20, 6 to 54 Mbps	3	8	16.8	16.9	15.3		29.2	36.0	6.8
	Non HT20, 6 to 54 Mbps	4	8	16.8	16.9	15.3	15.7	30.2	36.0	5.8
	Non HT20 Beam Forming, 6 to 54 Mbps	2	11	16.8	16.9			30.9	36.0	5.1
	Non HT20 Beam Forming, 6 to 54 Mbps	3	13	16.8	16.9	15.3		34.0	36.0	2.0
	Non HT20 Beam Forming, 6 to 54 Mbps	4	14	15.7	15.8	14.3	14.7	35.2	36.0	0.8
	HT/VHT20, M0 to M7	1	8	17.4				25.4	36.0	10.6
	HT/VHT20, M0 to M7	2	8	17.4	17.4			28.4	36.0	7.6
	HT/VHT20, M8 to M15	2	8	17.4	17.4			28.4	36.0	7.6
	HT/VHT20, M0 to M7	3	8	17.4	17.4	15.7		29.7	36.0	6.3
	HT/VHT20, M8 to M15	3	8	17.4	17.4	15.7		29.7	36.0	6.3
	HT/VHT20, M16 to M23	3	8	17.4	17.4	15.7		29.7	36.0	6.3
	HT/VHT20, M0 to M7	4	8	17.4	17.4	15.7	16.2	30.8	36.0	5.2
	HT/VHT20, M8 to M15	4	8	17.4	17.4	15.7	16.2	30.8	36.0	5.2
	HT/VHT20, M16 to M23	4	8	17.4	17.4	15.7	16.2	30.8	36.0	5.2
	HT/VHT20 Beam Forming, M0 to M7	2	11	17.4	17.4			31.4	36.0	4.6
	HT/VHT20 Beam Forming, M8 to M15	2	8	17.4	17.4			28.4	36.0	7.6
	HT/VHT20 Beam Forming, M0 to M7	3	13	17.4	17.4	15.7		34.5	36.0	1.5
	HT/VHT20 Beam Forming, M8 to M15	3	10	17.4	17.4	15.7		31.5	36.0	4.5
	HT/VHT20 Beam Forming, M16 to M23	3	8	17.4	17.4	15.7		29.7	36.0	6.3
	<b>HT/VHT20 Beam Forming, M0 to M7</b>	<b>4</b>	<b>14</b>	<b>16.3</b>	<b>16.3</b>	<b>14.8</b>	<b>15.2</b>	<b>35.7</b>	<b>36.0</b>	<b>0.3</b>
	HT/VHT20 Beam Forming, M8 to M15	4	11	17.4	17.4	15.7	16.2	33.8	36.0	2.2
	HT/VHT20 Beam Forming, M16 to M23	4	9	17.4	17.4	15.7	16.2	32.0	36.0	4.0
	HT/VHT20 STBC, M0 to M7	2	8	17.4	17.4			28.4	36.0	7.6
	HT/VHT20 STBC, M0 to M7	3	8	17.4	17.4	15.7		29.7	36.0	6.3
	HT/VHT20 STBC, M0 to M7	4	8	17.4	17.4	15.7	16.2	30.8	36.0	5.2
	2462	CCK, 1 to 11 Mbps	1	8	-30.7				-22.7	36.0
CCK, 1 to 11 Mbps		2	8	-30.7	16.6			24.6	36.0	11.4
CCK, 1 to 11 Mbps		3	8	-30.7	16.6	15.5		27.1	36.0	8.9
CCK, 1 to 11 Mbps		4	8	-30.7	16.6	15.5	15.9	28.8	36.0	7.2
Non HT20, 6 to 54 Mbps		1	8	13.2				21.2	36.0	14.8
Non HT20, 6 to 54 Mbps		2	8	11.7	11.5			22.6	36.0	13.4



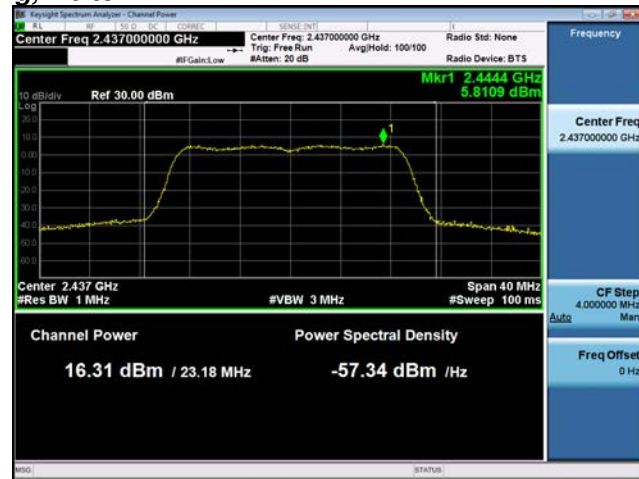
Non HT20, 6 to 54 Mbps	3	8	9.7	9.5	8.6		22.1	36.0	13.9
Non HT20, 6 to 54 Mbps	4	8	8.7	8.5	7.6	7.9	22.2	36.0	13.8
Non HT20 Beam Forming, 6 to 54 Mbps	2	11	8.7	8.5			22.6	36.0	13.4
Non HT20 Beam Forming, 6 to 54 Mbps	3	13	4.8	4.5	3.6		21.9	36.0	14.1
Non HT20 Beam Forming, 6 to 54 Mbps	4	14	2.8	2.5	1.5	1.9	22.2	36.0	13.8
HT/VHT20, M0 to M7	1	8	15.6				23.6	36.0	12.4
HT/VHT20, M0 to M7	2	8	12.4	12.7			23.6	36.0	12.4
HT/VHT20, M8 to M15	2	8	12.4	12.7			23.6	36.0	12.4
HT/VHT20, M0 to M7	3	8	10.9	10.7	9.8		23.3	36.0	12.7
HT/VHT20, M8 to M15	3	8	10.9	10.7	9.8		23.3	36.0	12.7
HT/VHT20, M16 to M23	3	8	10.9	10.7	9.8		23.3	36.0	12.7
HT/VHT20, M0 to M7	4	8	8.9	8.7	7.8	8.0	22.4	36.0	13.6
HT/VHT20, M8 to M15	4	8	8.9	8.7	7.8	8.0	22.4	36.0	13.6
HT/VHT20, M16 to M23	4	8	8.9	8.7	7.8	8.0	22.4	36.0	13.6
HT/VHT20 Beam Forming, M0 to M7	2	11	8.9	8.7			22.8	36.0	13.2
HT/VHT20 Beam Forming, M8 to M15	2	8	12.4	12.7			23.6	36.0	12.4
HT/VHT20 Beam Forming, M0 to M7	3	13	5.0	4.6	3.7		22.0	36.0	14.0
HT/VHT20 Beam Forming, M8 to M15	3	10	8.9	8.7	7.8		23.1	36.0	12.9
HT/VHT20 Beam Forming, M16 to M23	3	8	10.9	10.7	9.8		23.3	36.0	12.7
HT/VHT20 Beam Forming, M0 to M7	4	14	3.0	2.7	1.7	2.0	22.4	36.0	13.6
HT/VHT20 Beam Forming, M8 to M15	4	11	5.0	4.6	3.7	4.1	21.4	36.0	14.6
HT/VHT20 Beam Forming, M16 to M23	4	9	7.9	7.8	6.8	7.1	22.6	36.0	13.4
HT/VHT20 STBC, M0 to M7	2	8	12.4	12.7			23.6	36.0	12.4
HT/VHT20 STBC, M0 to M7	3	8	10.9	10.7	9.8		23.3	36.0	12.7
HT/VHT20 STBC, M0 to M7	4	8	8.9	8.7	7.8	8.0	22.4	36.0	13.6



**Peak Output Power, 2437 MHz, HT/VHT20 Beam Forming, M0 to M7**



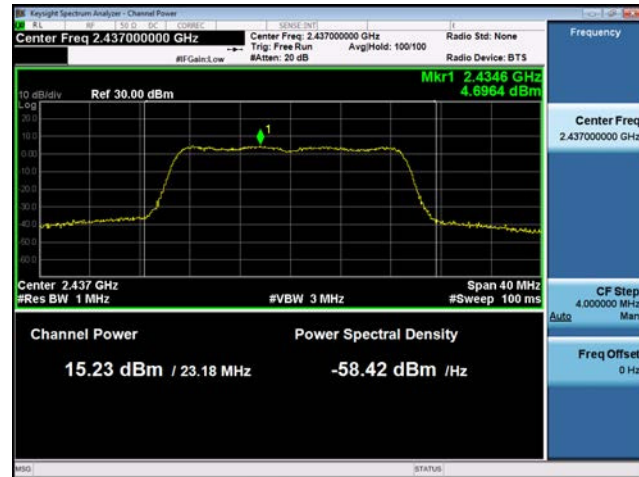
**Antenna A**



**Antenna B**



**Antenna C**



**Antenna D**



Antenna Gain : 13 dBi

Frequency (MHz)	Mode	Tx Paths	Correlated Antenna Gain (dBi)	Tx 1 Max Power (dBm)	Tx 2 Max Power (dBm)	Tx 3 Max Power (dBm)	Tx 4 Max Power (dBm)	Total Tx Channel Power (dBm)	Limit (dBm) EIRP	Margin (dB)	
2412	CCK, 1 to 11 Mbps	1	13	16.8				29.8	36.0	6.2	
	CCK, 1 to 11 Mbps	2	13	16.8	16.0			32.4	36.0	3.6	
	CCK, 1 to 11 Mbps	3	13	16.8	16.0	15.1		33.8	36.0	2.2	
	CCK, 1 to 11 Mbps	4	13	16.8	16.0	15.1	16.0	35.0	36.0	1.0	
	Non HT20, 6 to 54 Mbps	1	13	14.6					27.6	36.0	8.4
	Non HT20, 6 to 54 Mbps	2	13	11.0	10.0				26.5	36.0	9.5
	Non HT20, 6 to 54 Mbps	3	13	10.1	9.0	8.2			26.9	36.0	9.1
	Non HT20, 6 to 54 Mbps	4	13	9.0	8.0	7.2	8.1		27.1	36.0	8.9
	Non HT20 Beam Forming, 6 to 54 Mbps	2	13	11.0	10.0				26.5	36.0	9.5
	Non HT20 Beam Forming, 6 to 54 Mbps	3	16	7.0	5.9	5.2			26.9	36.0	9.1
	Non HT20 Beam Forming, 6 to 54 Mbps	4	16	5.1	4.0	3.2	4.1		26.2	36.0	9.8
	HT/VHT20, M0 to M7	1	13	13.8					26.8	36.0	9.2
	HT/VHT20, M0 to M7	2	13	11.1	10.2				26.7	36.0	9.3
	HT/VHT20, M8 to M15	2	13	11.1	10.2				26.7	36.0	9.3
	HT/VHT20, M0 to M7	3	13	10.2	9.2	8.4			27.1	36.0	8.9
	HT/VHT20, M8 to M15	3	13	10.2	9.2	8.4			27.1	36.0	8.9
	HT/VHT20, M16 to M23	3	13	10.2	9.2	8.4			27.1	36.0	8.9
	HT/VHT20, M0 to M7	4	13	8.1	7.2	6.4	7.2		26.3	36.0	9.7
	HT/VHT20, M8 to M15	4	13	8.1	7.2	6.4	7.2		26.3	36.0	9.7
	HT/VHT20, M16 to M23	4	13	8.1	7.2	6.4	7.2		26.3	36.0	9.7
	HT/VHT20 Beam Forming, M0 to M7	2	13	11.1	10.2				26.7	36.0	9.3
	HT/VHT20 Beam Forming, M8 to M15	2	13	11.1	10.2				26.7	36.0	9.3
	HT/VHT20 Beam Forming, M0 to M7	3	16	6.2	5.1	4.4			26.1	36.0	9.9
	HT/VHT20 Beam Forming, M8 to M15	3	13	10.2	9.2	8.4			27.1	36.0	8.9
	HT/VHT20 Beam Forming, M16 to M23	3	13	10.2	9.2	8.4			27.1	36.0	8.9
	HT/VHT20 Beam Forming, M0 to M7	4	16	6.2	5.1	4.4	5.2		27.3	36.0	8.7
	HT/VHT20 Beam Forming, M8 to M15	4	13	8.1	7.2	6.4	7.2		26.3	36.0	9.7
	HT/VHT20 Beam Forming, M16 to M23	4	13	8.1	7.2	6.4	7.2		26.3	36.0	9.7
	HT/VHT20 STBC, M0 to M7	2	13	11.1	10.2				26.7	36.0	9.3
	HT/VHT20 STBC, M0 to M7	3	13	10.2	9.2	8.4			27.1	36.0	8.9
	HT/VHT20 STBC, M0 to M7	4	13	8.1	7.2	6.4	7.2		26.3	36.0	9.7





2437	CCK, 1 to 11 Mbps	1	13	17.1				30.1	36.0	5.9
	CCK, 1 to 11 Mbps	2	13	17.1	17.2			33.2	36.0	2.8
	CCK, 1 to 11 Mbps	3	13	17.1	17.2	15.6		34.5	36.0	1.5
	CCK, 1 to 11 Mbps	4	13	17.1	17.2	15.6	16.0	35.5	36.0	0.5
	Non HT20, 6 to 54 Mbps	1	13	16.8				29.8	36.0	6.2
	Non HT20, 6 to 54 Mbps	2	13	16.8	16.9			32.9	36.0	3.1
	Non HT20, 6 to 54 Mbps	3	13	16.8	16.9	15.3		34.2	36.0	1.8
	Non HT20, 6 to 54 Mbps	4	13	16.8	16.9	15.3	15.7	35.2	36.0	0.8
	Non HT20 Beam Forming, 6 to 54 Mbps	2	13	16.8	16.9			32.9	36.0	3.1
	Non HT20 Beam Forming, 6 to 54 Mbps	3	16	12.6	13.0	11.1		33.1	36.0	2.9
	Non HT20 Beam Forming, 6 to 54 Mbps	4	16	11.1	11.1	9.6	10.0	32.5	36.0	3.5
	HT/VHT20, M0 to M7	1	13	17.4				30.4	36.0	5.6
	HT/VHT20, M0 to M7	2	13	17.4	17.4			33.4	36.0	2.6
	HT/VHT20, M8 to M15	2	13	17.4	17.4			33.4	36.0	2.6
	HT/VHT20, M0 to M7	3	13	17.4	17.4	15.7		34.7	36.0	1.3
	HT/VHT20, M8 to M15	3	13	17.4	17.4	15.7		34.7	36.0	1.3
	HT/VHT20, M16 to M23	3	13	17.4	17.4	15.7		34.7	36.0	1.3
	<b>HT/VHT20, M0 to M7</b>	<b>4</b>	<b>13</b>	<b>17.4</b>	<b>17.4</b>	<b>15.7</b>	<b>16.2</b>	<b>35.8</b>	<b>36.0</b>	<b>0.2</b>
	HT/VHT20, M8 to M15	4	13	17.4	17.4	15.7	16.2	35.8	36.0	0.2
	HT/VHT20, M16 to M23	4	13	17.4	17.4	15.7	16.2	35.8	36.0	0.2
	HT/VHT20 Beam Forming, M0 to M7	2	13	17.4	17.4			33.4	36.0	2.6
	HT/VHT20 Beam Forming, M8 to M15	2	13	17.4	17.4			33.4	36.0	2.6
	HT/VHT20 Beam Forming, M0 to M7	3	16	13.1	13.6	11.5		33.6	36.0	2.4
	HT/VHT20 Beam Forming, M8 to M15	3	13	16.3	16.3	14.8		33.6	36.0	2.4
	HT/VHT20 Beam Forming, M16 to M23	3	13	17.4	17.4	15.7		34.7	36.0	1.3
	HT/VHT20 Beam Forming, M0 to M7	4	16	11.6	11.6	10.0	10.4	33.0	36.0	3.0
	HT/VHT20 Beam Forming, M8 to M15	4	13	14.1	14.2	12.8	13.2	32.6	36.0	3.4
	HT/VHT20 Beam Forming, M16 to M23	4	13	16.3	16.3	14.8	15.2	34.7	36.0	1.3
	HT/VHT20 STBC, M0 to M7	2	13	17.4	17.4			33.4	36.0	2.6
	HT/VHT20 STBC, M0 to M7	3	13	17.4	17.4	15.7		34.7	36.0	1.3
HT/VHT20 STBC, M0 to M7	4	13	17.4	17.4	15.7	16.2	35.8	36.0	0.2	
2462	CCK, 1 to 11 Mbps	1	13	-30.7				-17.7	36.0	53.7
	CCK, 1 to 11 Mbps	2	13	-30.7	16.6			29.6	36.0	6.4
	CCK, 1 to 11 Mbps	3	13	-30.7	16.6	15.5		32.1	36.0	3.9
	CCK, 1 to 11 Mbps	4	13	-30.7	16.6	15.5	15.9	33.8	36.0	2.2
	Non HT20, 6 to 54 Mbps	1	13	11.7				24.7	36.0	11.3
	Non HT20, 6 to 54 Mbps	2	13	6.7	6.5			22.6	36.0	13.4
	Non HT20, 6 to 54 Mbps	3	13	4.8	4.5	3.6		22.1	36.0	13.9



Non HT20, 6 to 54 Mbps	4	13	3.8	3.4	2.5	2.9	22.2	36.0	13.8
Non HT20 Beam Forming, 6 to 54 Mbps	2	13	6.7	6.5			22.6	36.0	13.4
Non HT20 Beam Forming, 6 to 54 Mbps	3	16	1.8	1.4	0.6		22.1	36.0	13.9
Non HT20 Beam Forming, 6 to 54 Mbps	4	16	0.6	0.5	-0.5	-0.3	22.1	36.0	13.9
HT/VHT20, M0 to M7	1	13	10.9				23.9	36.0	12.1
HT/VHT20, M0 to M7	2	13	6.9	6.6			22.8	36.0	13.2
HT/VHT20, M8 to M15	2	13	6.9	6.6			22.8	36.0	13.2
HT/VHT20, M0 to M7	3	13	5.0	4.6	3.7		22.2	36.0	13.8
HT/VHT20, M8 to M15	3	13	5.0	4.6	3.7		22.2	36.0	13.8
HT/VHT20, M16 to M23	3	13	5.0	4.6	3.7		22.2	36.0	13.8
HT/VHT20, M0 to M7	4	13	3.9	3.6	2.7	3.1	22.4	36.0	13.6
HT/VHT20, M8 to M15	4	13	3.9	3.6	2.7	3.1	22.4	36.0	13.6
HT/VHT20, M16 to M23	4	13	3.9	3.6	2.7	3.1	22.4	36.0	13.6
HT/VHT20 Beam Forming, M0 to M7	2	13	6.9	6.6			22.8	36.0	13.2
HT/VHT20 Beam Forming, M8 to M15	2	13	6.9	6.6			22.8	36.0	13.2
HT/VHT20 Beam Forming, M0 to M7	3	16	2.0	1.6	0.7		22.2	36.0	13.8
HT/VHT20 Beam Forming, M8 to M15	3	13	5.0	4.6	3.7		22.2	36.0	13.8
HT/VHT20 Beam Forming, M16 to M23	3	13	5.0	4.6	3.7		22.2	36.0	13.8
HT/VHT20 Beam Forming, M0 to M7	4	16	-0.2	-0.2	-1.3	-1.0	21.4	36.0	14.6
HT/VHT20 Beam Forming, M8 to M15	4	13	3.9	3.6	2.7	3.1	22.4	36.0	13.6
HT/VHT20 Beam Forming, M16 to M23	4	13	3.9	3.6	2.7	3.1	22.4	36.0	13.6
HT/VHT20 STBC, M0 to M7	2	13	6.9	6.6			22.8	36.0	13.2
HT/VHT20 STBC, M0 to M7	3	13	5.0	4.6	3.7		22.2	36.0	13.8
HT/VHT20 STBC, M0 to M7	4	13	3.9	3.6	2.7	3.1	22.4	36.0	13.6



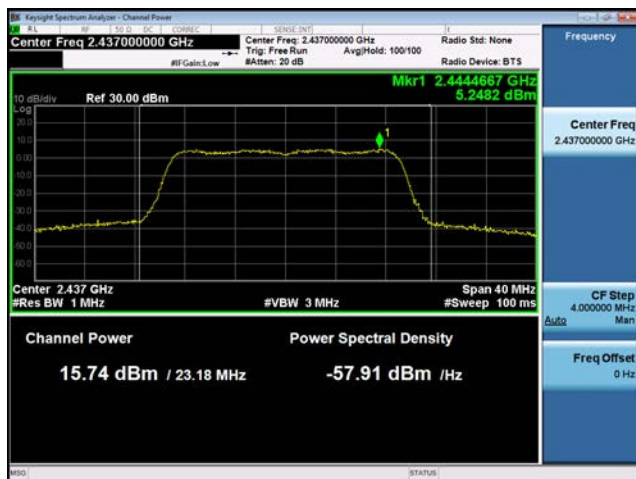
**Peak Output Power, 2437 MHz, HT/VHT20, M0 to M7**



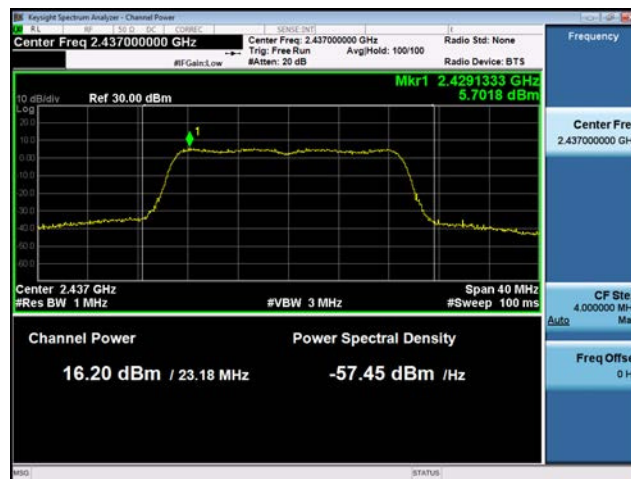
**Antenna A**



**Antenna B**



**Antenna C**



**Antenna D**



## A.4 Power Spectral Density

**15.247 / RSS-247 / LP0002:3.10.1(6.2.2)** For digitally modulated systems, the peak power spectral density conducted from the intentional radiator to the antenna shall not be greater than 8 dBm in any 3 kHz band during any time interval of continuous transmission.

### Test Procedure

Ref. KDB 558074 D01 DTS Meas Guidance v03r04  
ANSI C63.10: 2013

<p><b>Power Spectral Density</b> Test Procedure</p>
<p>1. Set the radio in the continuous transmitting mode at full power 2. Configure Spectrum analyzer as per test parameters below and Peak search marker 3. Capture graphs and record pertinent measurement data.</p>

Ref. 558074 D01 DTS Meas Guidance v03r04 section 10.2 Peak PSD  
ANSI C63.10: 2013 section 11.10.2 Peak PSD

<p><b>Power Spectral Density</b> Test parameters</p>
<p>Span = &gt;1.5 times the OBW RBW = 3 kHz ≤ RBW ≤ 100 kHz. VBW ≥ 3 x RBW Sweep = Auto couple Detector = RMS or where practical sample shall be used Trace = Trace Average 100</p>

The “Measure and add 10 log(N) dB technique”, where N is the number of outputs, is used for measuring in-band Power Spectral Density. With this technique, spectrum measurements are performed at each output of the device, and the quantity 10 log(4) (or 6dB) is added to the worst case spectrum value before comparing to the emission limit. (See ANSI C63.10 section 14.3.2.3 )

System Number	Description	Samples	System under test	Support equipment
1	EUT	S01	<input checked="" type="checkbox"/>	<input type="checkbox"/>
	Support	S02	<input type="checkbox"/>	<input checked="" type="checkbox"/>

<p><b>Tested By :</b> Jose Aguirre</p>	<p><b>Date of testing:</b> 01-Jan-16 - 29-Feb-16</p>
<p><b>Test Result : PASS</b></p>	

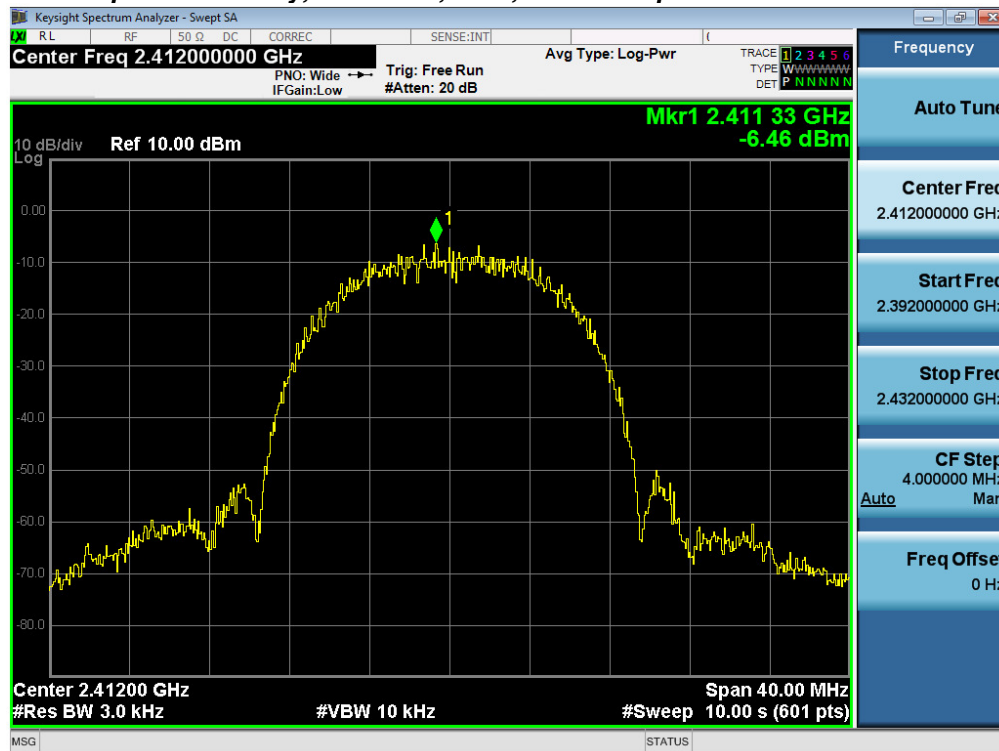
See Appendix C for list of test equipment



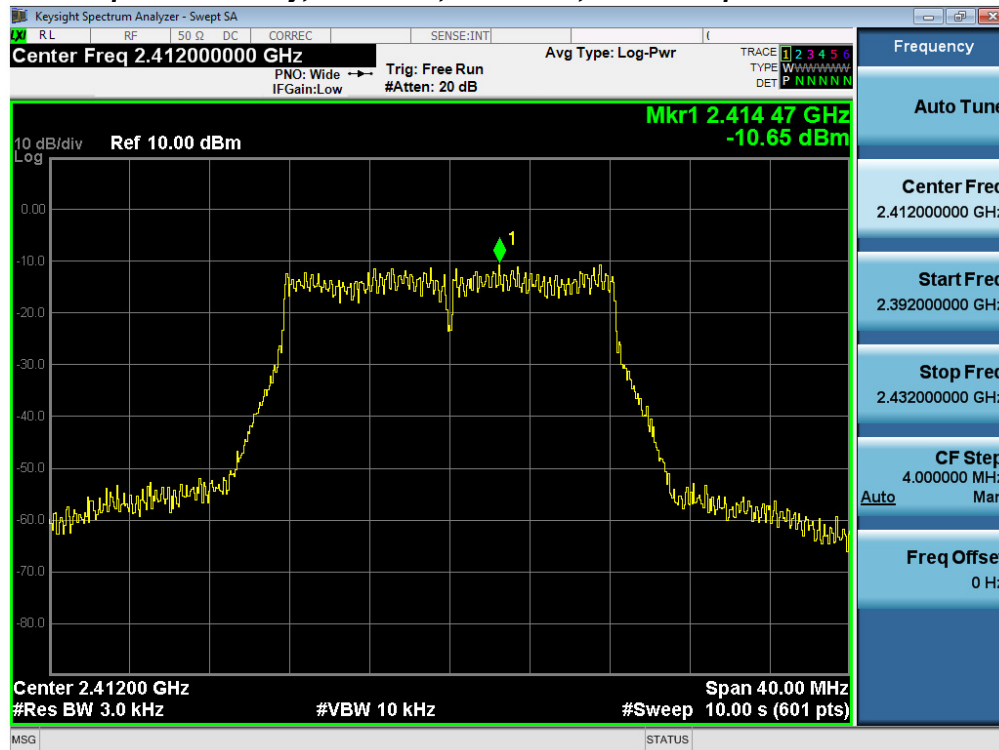
Frequency (MHz)	Mode	Data Rate (Mbps)	PSD / Antenna (dBm/3kHz)	Total PSD (dBm/3kHz)	Limit (dBm/3kHz)	Margin (dB)
2412	CCK, 1 to 11 Mbps	11	-6.5	-6.5	8.0	14.5
	Non HT20, 6 to 54 Mbps	6	-10.7	-10.7	8.0	18.7
	HT/VHT20, M0 to M23	m0	-10.9	-10.9	8.0	18.9
2437	CCK, 1 to 11 Mbps	11	-6.4	-6.4	8.0	14.4
	Non HT20, 6 to 54 Mbps	6	-9.4	-9.4	8.0	17.4
	HT/VHT20, M0 to M23	m0	-9.3	-9.3	8.0	17.3
2462	CCK, 1 to 11 Mbps	11	-7.2	-7.2	8.0	15.2
	Non HT20, 6 to 54 Mbps	6	-11.2	-11.2	8.0	19.2
	HT/VHT20, M0 to M23	m0	-11.0	-11.0	8.0	19.0



**Power Spectral Density, 2412 MHz, CCK, 1 to 11 Mbps**

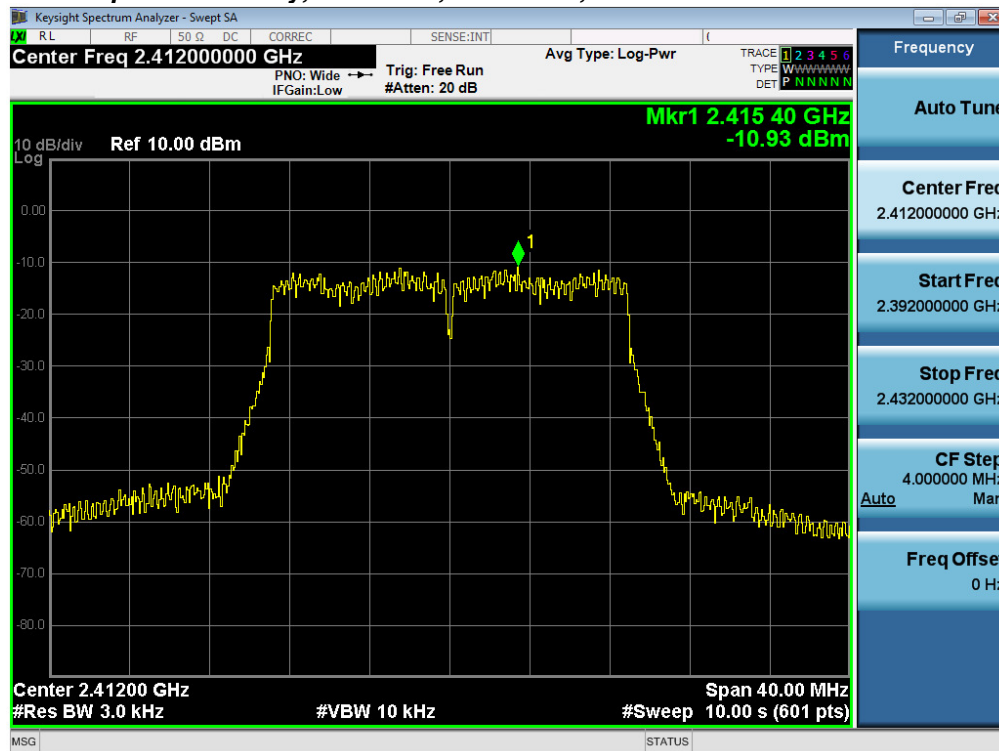


**Power Spectral Density, 2412 MHz, Non HT20, 6 to 54 Mbps**

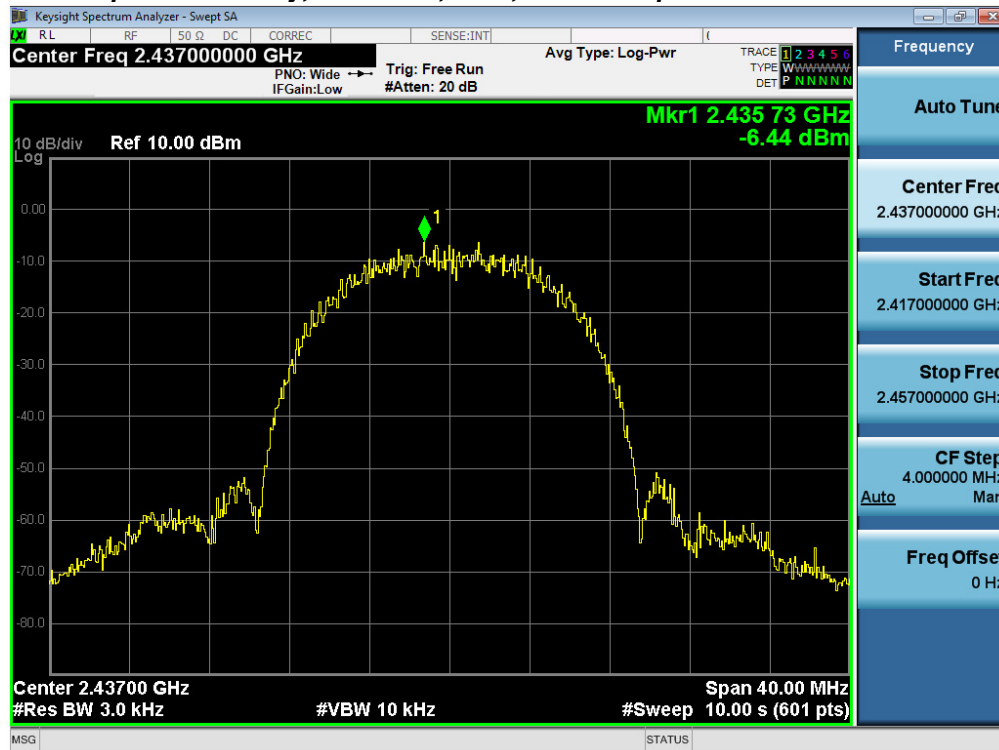




**Power Spectral Density, 2412 MHz, HT/VHT20, M0 to M23**

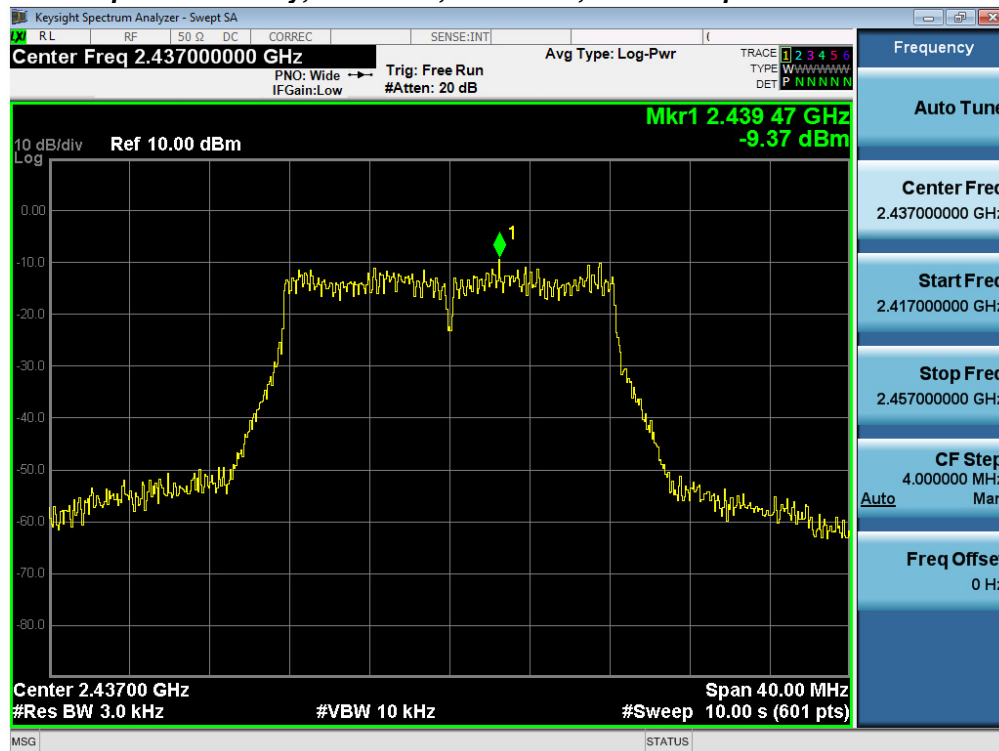


**Power Spectral Density, 2437 MHz, CCK, 1 to 11 Mbps**

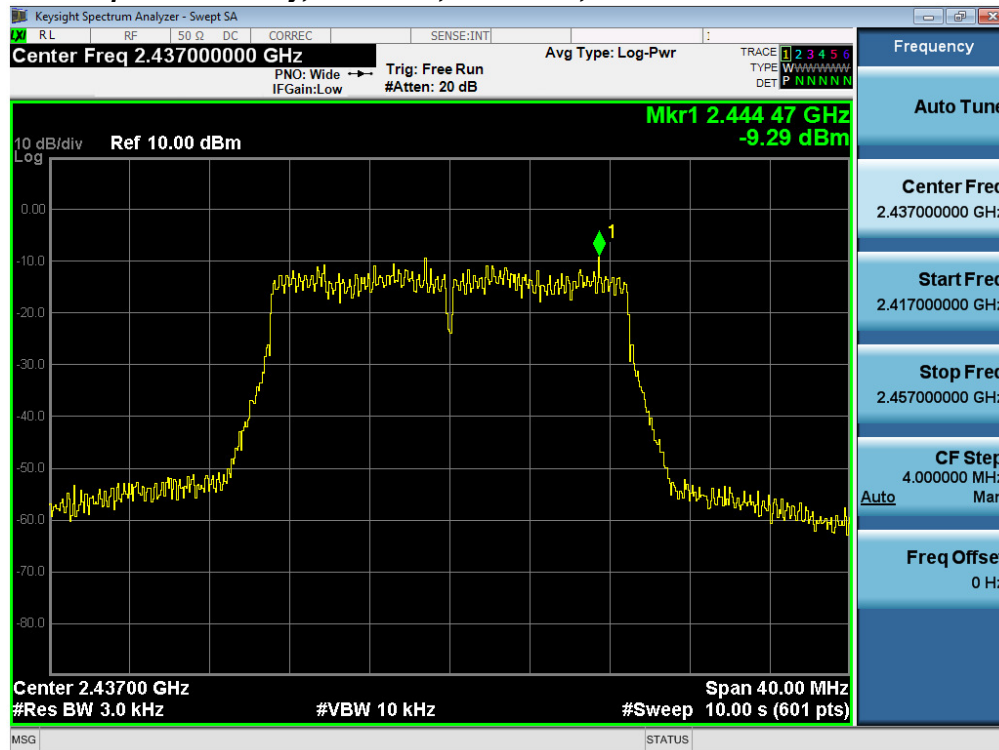




**Power Spectral Density, 2437 MHz, Non HT20, 6 to 54 Mbps**



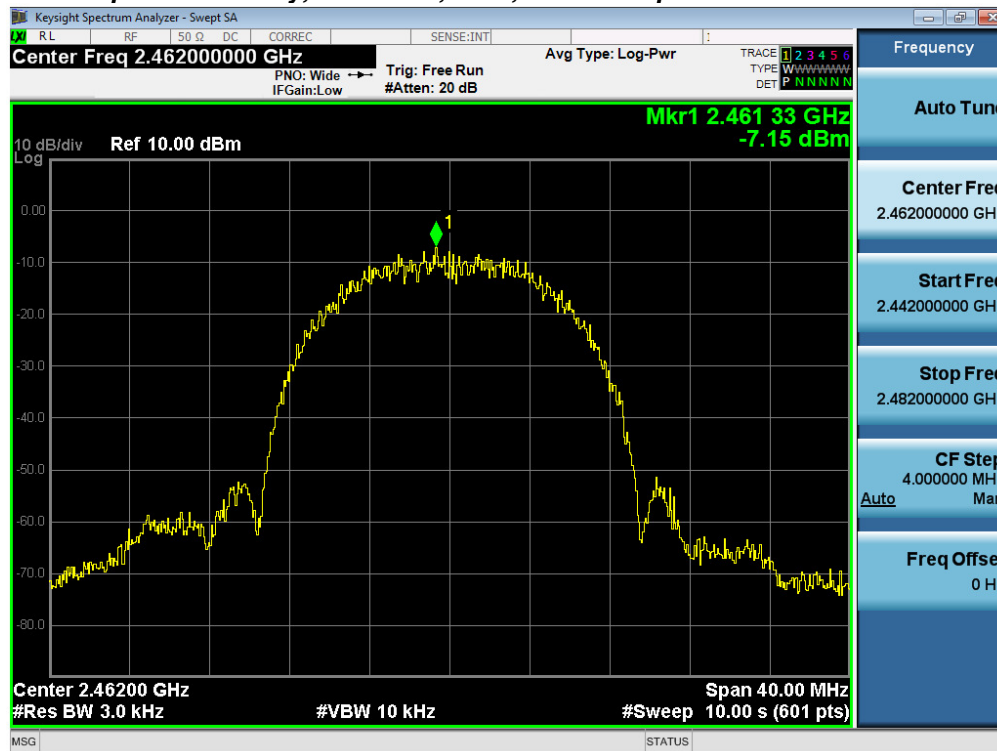
**Power Spectral Density, 2437 MHz, HT/VHT20, M0 to M23**



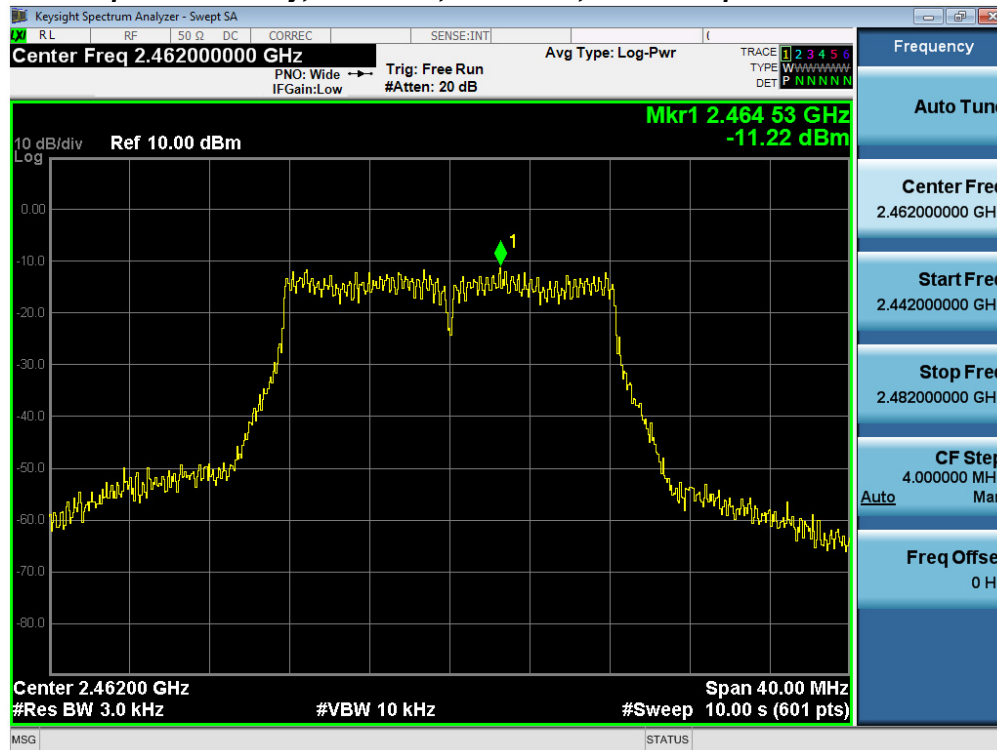




**Power Spectral Density, 2462 MHz, CCK, 1 to 11 Mbps**

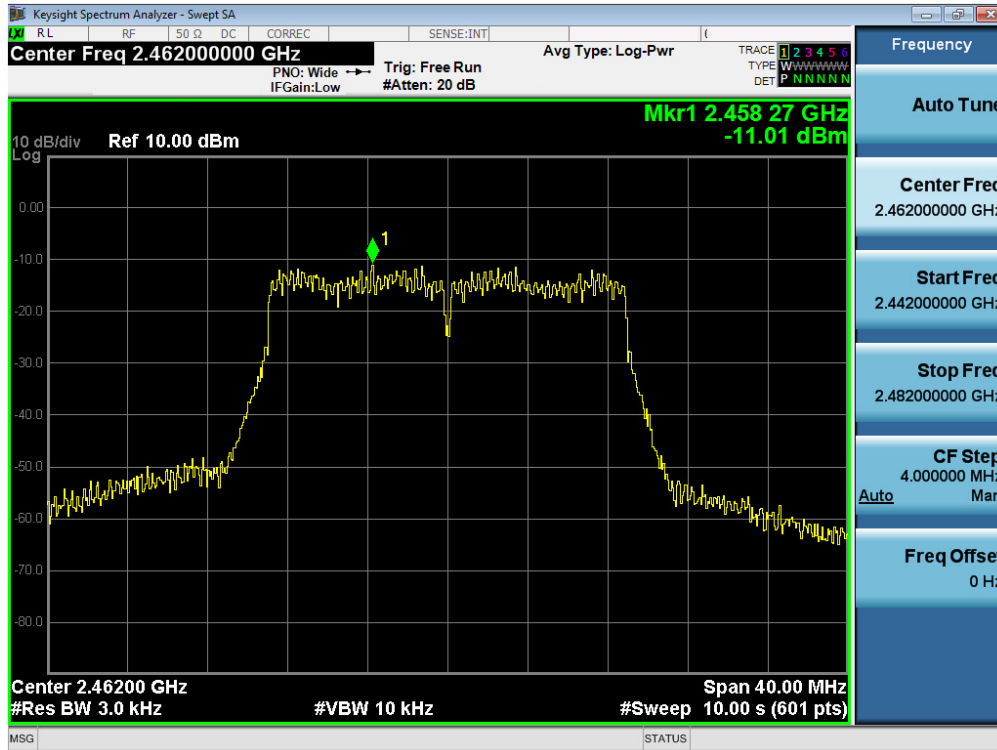


**Power Spectral Density, 2462 MHz, Non HT20, 6 to 54 Mbps**





**Power Spectral Density, 2462 MHz, HT/VHT20, M0 to M23**





## A.5 Conducted Spurious Emissions

**15.205 / RSS-Gen / LP0002:3.10.1(5) & 2.8** Radiated emissions which fall in the restricted bands, as defined in Section 15.205(a) and RSS-Gen section 8.10, must also comply with the radiated emission limits specified in Section 15.209(a) (see Section 15.205(c)) and RSS-Gen section 8.9.

**RSS-Gen 8.9** Except when the requirements applicable to a given device state otherwise, emissions from licence-exempt transmitters shall comply with the field strength limits shown in Table 4 and Table 5 below. Additionally, the level of any transmitter emission shall not exceed the level of the transmitter’s fundamental emission.

**RSS-Gen 8.10** Unwanted emissions that fall into restricted bands of Table 6 shall comply with the limits specified in RSS-Gen; and (c) Unwanted emissions that do not fall within the restricted frequency bands of Table 6 shall comply either with the limits specified in the applicable RSS or with those specified in this RSS-Gen.

### Test Procedure

**Ref.** KDB 558074 D01 DTS Meas Guidance v03r04  
ANSI C63.10: 2013

<p><b>Conducted Spurious Emissions</b></p> <p>Test Procedure</p>
<ol style="list-style-type: none"> <li>1. Connect the antenna port(s) to the spectrum analyzer input.</li> <li>2. Place the radio in continuous transmit mode</li> <li>3. Configure Spectrum analyzer as per test parameters below (be sure to enter all losses between the transmitter output and the spectrum analyzer).</li> <li>4. Use the peak marker function to determine the maximum spurs amplitude level.</li> <li>5. The “measure-and-sum technique” is used for measuring in-band transmit power of a device. In the measure-and-sum approach, the conducted emission level is measured at each antenna port. The measured results at the various antenna ports are then summed mathematically to determine the total emission level from the device. Summing is performed in linear power units. The worst case output is recorded. (see ANSI C63.10 2013 section 14.3.2.2)</li> <li>6. Capture graphs and record pertinent measurement data.</li> </ol>

**Ref.** 558074 D01 DTS Meas Guidance v03r04 section 11.1b, 11.2-3, 12.2.4 & 12.2.5.3  
ANSI C63.10: 2013 section 11.10.3 & 11.12.2.4 & 11.12.2.5.3

<p><b>Conducted Spurious Emissions</b></p> <p>Test parameters</p>
<p>Span = 30 MHz-26 GHz                  RBW = 100 kHz.                  VBW ≥ 3 x RBW                  Sweep = Auto couple                  Detector = Peak                  Trace = Max Hold</p>

KDB: 558074 D01 DTS Meas Guidance v03r04 section 12.2.2 © add the max antenna gain + ground reflection factor (4.7 dB for frequencies between 30 MHz and 1000 MHz, and 0 dB for frequencies > 1000 MHz).



System Number	Description	Samples	System under test	Support equipment
1	EUT	S01	<input checked="" type="checkbox"/>	<input type="checkbox"/>
	Support	S02	<input type="checkbox"/>	<input checked="" type="checkbox"/>

<b>Tested By :</b> Jose Aguirre	<b>Date of testing:</b> 01-Jan-16 - 29-Feb-16
<b>Test Result : PASS</b>	

See Appendix C for list of test equipment



**Conducted Spurious Emission results below represent the worst case for all antenna gain**

Frequency (MHz)	Mode	Tx Paths	Correlated Antenna Gain (dBi)	Tx 1 Spur Power (dBm)	Tx 2 Spur Power (dBm)	Tx 3 Spur Power (dBm)	Tx 4 Spur Power (dBm)	Total Conducted Spur (dBm)	Limit (dBm)	Margin (dB)
2412	CCK, 1 to 11 Mbps	1	13	-72.2				-59.2	-41.25	18.0
	CCK, 1 to 11 Mbps	2	13	-72.2	-71.4			-55.8	-41.25	14.5
	CCK, 1 to 11 Mbps	3	13	-72.2	-71.4	-71.1		-53.8	-41.25	12.5
	CCK, 1 to 11 Mbps	4	13	-72.2	-71.4	-71.1	-71.2	-52.4	-41.25	11.2
	Non HT20, 6 to 54 Mbps	1	13	-72.2				-59.2	-41.25	18.0
	Non HT20, 6 to 54 Mbps	2	13	-72.5	-72.1			-56.3	-41.25	15.0
	Non HT20, 6 to 54 Mbps	3	13	-72.3	-72.4	-72.4		-54.6	-41.25	13.3
	Non HT20, 6 to 54 Mbps	4	13	-72.4	-72.2	-72.4	-72.6	-53.4	-41.25	12.1
	Non HT20 Beam Forming, 6 to 54 Mbps	2	13	-72.5	-72.1			-56.3	-41.25	15.0
	Non HT20 Beam Forming, 6 to 54 Mbps	3	16	-72.5	-72.4	-72.3		-51.6	-41.25	10.4
	Non HT20 Beam Forming, 6 to 54 Mbps	4	16	-72.5	-72.4	-72.4	-72.5	-50.4	-41.25	9.2
	HT/VHT20, M0 to M7	1	13	-72.4				-59.4	-41.25	18.2
	HT/VHT20, M0 to M7	2	13	-72.5	-72.4			-56.4	-41.25	15.2
	HT/VHT20, M8 to M15	2	13	-72.5	-72.4			-56.4	-41.25	15.2
	HT/VHT20, M0 to M7	3	13	-72.4	-72.5	-72.5		-54.7	-41.25	13.4
	HT/VHT20, M8 to M15	3	13	-72.4	-72.5	-72.5		-54.7	-41.25	13.4
	HT/VHT20, M16 to M23	3	13	-72.4	-72.5	-72.5		-54.7	-41.25	13.4
	HT/VHT20, M0 to M7	4	13	-72.5	-72.4	-72.5	-72.4	-53.4	-41.25	12.2
	HT/VHT20, M8 to M15	4	13	-72.5	-72.4	-72.5	-72.4	-53.4	-41.25	12.2
	HT/VHT20, M16 to M23	4	13	-72.5	-72.4	-72.5	-72.4	-53.4	-41.25	12.2
	HT/VHT20 Beam Forming, M0 to M7	2	13	-72.5	-72.4			-56.4	-41.25	15.2
	HT/VHT20 Beam Forming, M8 to M15	2	13	-72.5	-72.4			-56.4	-41.25	15.2
	HT/VHT20 Beam Forming, M0 to M7	3	16	-66.7	-72.6	-72.3		-48.8	-41.25	7.6
	HT/VHT20 Beam Forming, M8 to M15	3	13	-72.4	-72.5	-72.5		-54.7	-41.25	13.4
	HT/VHT20 Beam Forming, M16 to M23	3	13	-72.4	-72.5	-72.5		-54.7	-41.25	13.4
	HT/VHT20 Beam Forming, M0 to M7	4	16	-66.7	-72.6	-72.3	-72.2	-48.1	-41.25	6.9
	HT/VHT20 Beam Forming, M8 to M15	4	13	-72.5	-72.4	-72.5	-72.4	-53.4	-41.25	12.2
	HT/VHT20 Beam Forming, M16 to M23	4	13	-72.5	-72.4	-72.5	-72.4	-53.4	-41.25	12.2
	HT/VHT20 STBC, M0 to M7	2	13	-72.5	-72.4			-56.4	-41.25	15.2
	HT/VHT20 STBC, M0 to M7	3	13	-72.4	-72.5	-72.5		-54.7	-41.25	13.4
	HT/VHT20 STBC, M0 to M7	4	13	-72.5	-72.4	-72.5	-72.4	-53.4	-41.25	12.2



2437	CCK, 1 to 11 Mbps	1	13	-68.5				-55.5	-41.25	14.3
	CCK, 1 to 11 Mbps	2	13	-68.5	-68.8			-52.6	-41.25	11.4
	CCK, 1 to 11 Mbps	3	13	-68.5	-68.8	-69.7		-51.2	-41.25	9.9
	CCK, 1 to 11 Mbps	4	13	-68.5	-68.8	-69.7	-71.5	-50.5	-41.25	9.2
	Non HT20, 6 to 54 Mbps	1	13	-71.5				-58.5	-41.25	17.3
	Non HT20, 6 to 54 Mbps	2	13	-71.5	-70.8			-55.1	-41.25	13.9
	Non HT20, 6 to 54 Mbps	3	13	-71.5	-70.8	-71.6		-53.5	-41.25	12.3
	Non HT20, 6 to 54 Mbps	4	13	-71.5	-70.8	-71.6	-71.2	-52.2	-41.25	11.0
	Non HT20 Beam Forming, 6 to 54 Mbps	2	13	-71.5	-70.8			-55.1	-41.25	13.9
	Non HT20 Beam Forming, 6 to 54 Mbps	3	16	-71.5	-71.2	-71.7		-50.7	-41.25	9.4
	<b>Non HT20 Beam Forming, 6 to 54 Mbps</b>	<b>4</b>	<b>16</b>	<b>-71.5</b>	<b>-71.6</b>	<b>-66.6</b>	<b>-71.3</b>	<b>-47.6</b>	<b>-41.25</b>	<b>6.4</b>
	HT/VHT20, M0 to M7	1	13	-71.3				-58.3	-41.25	17.1
	HT/VHT20, M0 to M7	2	13	-71.3	-71.0			-55.1	-41.25	13.9
	HT/VHT20, M8 to M15	2	13	-71.3	-71.0			-55.1	-41.25	13.9
	HT/VHT20, M0 to M7	3	13	-71.3	-71.0	-71.3		-53.4	-41.25	12.2
	HT/VHT20, M8 to M15	3	13	-71.3	-71.0	-71.3		-53.4	-41.25	12.2
	HT/VHT20, M16 to M23	3	13	-71.3	-71.0	-71.3		-53.4	-41.25	12.2
	HT/VHT20, M0 to M7	4	13	-71.3	-71.0	-71.3	-71.4	-52.2	-41.25	11.0
	HT/VHT20, M8 to M15	4	13	-71.3	-71.0	-71.3	-71.4	-52.2	-41.25	11.0
	HT/VHT20, M16 to M23	4	13	-71.3	-71.0	-71.3	-71.4	-52.2	-41.25	11.0
	HT/VHT20 Beam Forming, M0 to M7	2	13	-71.3	-71.0			-55.1	-41.25	13.9
	HT/VHT20 Beam Forming, M8 to M15	2	13	-71.3	-71.0			-55.1	-41.25	13.9
	HT/VHT20 Beam Forming, M0 to M7	3	16	-71.5	-71.4	-71.3		-50.6	-41.25	9.4
	HT/VHT20 Beam Forming, M8 to M15	3	13	-71.4	-71.2	-71.5		-53.6	-41.25	12.3
	HT/VHT20 Beam Forming, M16 to M23	3	13	-71.3	-71.0	-71.3		-53.4	-41.25	12.2
	HT/VHT20 Beam Forming, M0 to M7	4	16	-71.3	-71.5	-71.4	-71.4	-49.4	-41.25	8.1
	HT/VHT20 Beam Forming, M8 to M15	4	13	-71.5	-71.2	-71.5	-71.5	-52.4	-41.25	11.2
	HT/VHT20 Beam Forming, M16 to M23	4	13	-71.4	-71.2	-71.5	-71.4	-52.4	-41.25	11.1
	HT/VHT20 STBC, M0 to M7	2	13	-71.3	-71.0			-55.1	-41.25	13.9
	HT/VHT20 STBC, M0 to M7	3	13	-71.3	-71.0	-71.3		-53.4	-41.25	12.2
	HT/VHT20 STBC, M0 to M7	4	13	-71.3	-71.0	-71.3	-71.4	-52.2	-41.25	11.0
	2462	CCK, 1 to 11 Mbps	1	13	-71.0				-58.0	-41.25
CCK, 1 to 11 Mbps		2	13	-71.0	-68.7			-53.7	-41.25	12.4
CCK, 1 to 11 Mbps		3	13	-71.0	-68.7	-70.2		-52.1	-41.25	10.8
CCK, 1 to 11 Mbps		4	13	-71.0	-68.7	-70.2	-71.7	-51.2	-41.25	10.0
Non HT20, 6 to 54 Mbps		1	13	-72.0				-59.0	-41.25	17.8
Non HT20, 6 to 54 Mbps		2	13	-71.9	-72.1			-56.0	-41.25	14.7
Non HT20, 6 to 54 Mbps		3	13	-72.1	-72.1	-71.9		-54.3	-41.25	13.0



Non HT20, 6 to 54 Mbps	4	13	-72.0	-71.9	-71.9	-71.9	-52.9	-41.25	11.7
Non HT20 Beam Forming, 6 to 54 Mbps	2	13	-71.9	-72.1			-56.0	-41.25	14.7
Non HT20 Beam Forming, 6 to 54 Mbps	3	16	-72.2	-71.9	-72.0		-51.3	-41.25	10.0
Non HT20 Beam Forming, 6 to 54 Mbps	4	16	-72.0	-72.0	-72.0	-71.9	-50.0	-41.25	8.7
HT/VHT20, M0 to M7	1	13	-71.8				-58.8	-41.25	17.6
HT/VHT20, M0 to M7	2	13	-72.0	-72.0			-56.0	-41.25	14.7
HT/VHT20, M8 to M15	2	13	-72.0	-72.0			-56.0	-41.25	14.7
HT/VHT20, M0 to M7	3	13	-71.8	-72.0	-72.0		-54.2	-41.25	12.9
HT/VHT20, M8 to M15	3	13	-71.8	-72.0	-72.0		-54.2	-41.25	12.9
HT/VHT20, M16 to M23	3	13	-71.8	-72.0	-72.0		-54.2	-41.25	12.9
HT/VHT20, M0 to M7	4	13	-71.8	-72.0	-71.9	-71.9	-52.9	-41.25	11.6
HT/VHT20, M8 to M15	4	13	-71.8	-72.0	-71.9	-71.9	-52.9	-41.25	11.6
HT/VHT20, M16 to M23	4	13	-71.8	-72.0	-71.9	-71.9	-52.9	-41.25	11.6
HT/VHT20 Beam Forming, M0 to M7	2	13	-72.0	-72.0			-56.0	-41.25	14.7
HT/VHT20 Beam Forming, M8 to M15	2	13	-72.0	-72.0			-56.0	-41.25	14.7
HT/VHT20 Beam Forming, M0 to M7	3	16	-66.8	-71.8	-72.0		-48.7	-41.25	7.5
HT/VHT20 Beam Forming, M8 to M15	3	13	-71.8	-72.0	-72.0		-54.2	-41.25	12.9
HT/VHT20 Beam Forming, M16 to M23	3	13	-71.8	-72.0	-72.0		-54.2	-41.25	12.9
HT/VHT20 Beam Forming, M0 to M7	4	16	-71.9	-72.0	-71.9	-71.9	-49.9	-41.25	8.7
HT/VHT20 Beam Forming, M8 to M15	4	13	-71.8	-72.0	-71.9	-71.9	-52.9	-41.25	11.6
HT/VHT20 Beam Forming, M16 to M23	4	13	-71.8	-72.0	-71.9	-71.9	-52.9	-41.25	11.6
HT/VHT20 STBC, M0 to M7	2	13	-72.0	-72.0			-56.0	-41.25	14.7
HT/VHT20 STBC, M0 to M7	3	13	-71.8	-72.0	-72.0		-54.2	-41.25	12.9
HT/VHT20 STBC, M0 to M7	4	13	-71.8	-72.0	-71.9	-71.9	-52.9	-41.25	11.6



Frequency (MHz)	Mode	Tx Paths	Correlated Antenna Gain (dBi)	Tx 1 Spur Power (dBm)	Tx 2 Spur Power (dBm)	Tx 3 Spur Power (dBm)	Tx 4 Spur Power (dBm)	Total Conducted Spur (dBm)	Limit (dBm)	Margin (dB)
2412	CCK, 1 to 11 Mbps	1	13	-63.8				-50.8	-21.25	29.6
	CCK, 1 to 11 Mbps	2	13	-63.8	-63.4			-47.6	-21.25	26.3
	CCK, 1 to 11 Mbps	3	13	-63.8	-63.4	-62.4		-45.4	-21.25	24.1
	CCK, 1 to 11 Mbps	4	13	-63.8	-63.4	-62.4	-62.1	-43.8	-21.25	22.6
	Non HT20, 6 to 54 Mbps	1	13	-66.0				-53.0	-21.25	31.8
	Non HT20, 6 to 54 Mbps	2	13	-63.1	-63.7			-47.4	-21.25	26.1
	Non HT20, 6 to 54 Mbps	3	13	-63.4	-63.5	-63.4		-45.7	-21.25	24.4
	Non HT20, 6 to 54 Mbps	4	13	-65.5	-61.2	-62.5	-63.4	-43.9	-21.25	22.6
	Non HT20 Beam Forming, 6 to 54 Mbps	2	13	-63.1	-63.7			-47.4	-21.25	26.1
	Non HT20 Beam Forming, 6 to 54 Mbps	3	16	-62.6	-61.7	-62.5		-41.5	-21.25	20.2
	Non HT20 Beam Forming, 6 to 54 Mbps	4	16	-63.2	-61.4	-62.4	-64.7	-40.7	-21.25	19.5
	HT/VHT20, M0 to M7	1	13	-62.4				-49.4	-21.25	28.2
	HT/VHT20, M0 to M7	2	13	-64.0	-60.0			-45.5	-21.25	24.3
	HT/VHT20, M8 to M15	2	13	-64.0	-60.0			-45.5	-21.25	24.3
	HT/VHT20, M0 to M7	3	13	-62.9	-60.8	-63.2		-44.4	-21.25	23.1
	HT/VHT20, M8 to M15	3	13	-62.9	-60.8	-63.2		-44.4	-21.25	23.1
	HT/VHT20, M16 to M23	3	13	-62.9	-60.8	-63.2		-44.4	-21.25	23.1
	HT/VHT20, M0 to M7	4	13	-63.0	-62.8	-63.9	-62.2	-43.9	-21.25	22.7
	HT/VHT20, M8 to M15	4	13	-63.0	-62.8	-63.9	-62.2	-43.9	-21.25	22.7
	HT/VHT20, M16 to M23	4	13	-63.0	-62.8	-63.9	-62.2	-43.9	-21.25	22.7
	HT/VHT20 Beam Forming, M0 to M7	2	13	-64.0	-60.0			-45.5	-21.25	24.3
	HT/VHT20 Beam Forming, M8 to M15	2	13	-64.0	-60.0			-45.5	-21.25	24.3
	HT/VHT20 Beam Forming, M0 to M7	3	16	-65.3	-64.7	-61.9		-42.9	-21.25	21.7
	HT/VHT20 Beam Forming, M8 to M15	3	13	-62.9	-60.8	-63.2		-44.4	-21.25	23.1
	HT/VHT20 Beam Forming, M16 to M23	3	13	-62.9	-60.8	-63.2		-44.4	-21.25	23.1
	HT/VHT20 Beam Forming, M0 to M7	4	16	-65.3	-64.7	-61.9	-64.4	-41.8	-21.25	20.6
	HT/VHT20 Beam Forming, M8 to M15	4	13	-63.0	-62.8	-63.9	-62.2	-43.9	-21.25	22.7
	HT/VHT20 Beam Forming, M16 to M23	4	13	-63.0	-62.8	-63.9	-62.2	-43.9	-21.25	22.7
	HT/VHT20 STBC, M0 to M7	2	13	-64.0	-60.0			-45.5	-21.25	24.3
	HT/VHT20 STBC, M0 to M7	3	13	-62.9	-60.8	-63.2		-44.4	-21.25	23.1
	HT/VHT20 STBC, M0 to M7	4	13	-63.0	-62.8	-63.9	-62.2	-43.9	-21.25	22.7





2437	CCK, 1 to 11 Mbps	1	13	-64.8				-51.8	-21.25	30.6
	CCK, 1 to 11 Mbps	2	13	-64.8	-61.3			-46.7	-21.25	25.4
	CCK, 1 to 11 Mbps	3	13	-64.8	-61.3	-62.5		-44.9	-21.25	23.6
	CCK, 1 to 11 Mbps	4	13	-64.8	-61.3	-62.5	-63.1	-43.7	-21.25	22.5
	Non HT20, 6 to 54 Mbps	1	13	-63.8				-50.8	-21.25	29.6
	Non HT20, 6 to 54 Mbps	2	13	-63.8	-63.0			-47.4	-21.25	26.1
	Non HT20, 6 to 54 Mbps	3	13	-63.8	-63.0	-61.8		-45.0	-21.25	23.8
	Non HT20, 6 to 54 Mbps	4	13	-63.8	-63.0	-61.8	-64.1	-44.1	-21.25	22.8
	Non HT20 Beam Forming, 6 to 54 Mbps	2	13	-63.8	-63.0			-47.4	-21.25	26.1
	Non HT20 Beam Forming, 6 to 54 Mbps	3	16	-64.4	-63.8	-62.6		-42.8	-21.25	21.5
	Non HT20 Beam Forming, 6 to 54 Mbps	4	16	-62.7	-65.1	-63.6	-61.6	-41.0	-21.25	19.8
	HT/VHT20, M0 to M7	1	13	-62.7				-49.7	-21.25	28.5
	HT/VHT20, M0 to M7	2	13	-62.7	-62.7			-46.7	-21.25	25.4
	HT/VHT20, M8 to M15	2	13	-62.7	-62.7			-46.7	-21.25	25.4
	HT/VHT20, M0 to M7	3	13	-62.7	-62.7	-63.9		-45.3	-21.25	24.0
	HT/VHT20, M8 to M15	3	13	-62.7	-62.7	-63.9		-45.3	-21.25	24.0
	HT/VHT20, M16 to M23	3	13	-62.7	-62.7	-63.9		-45.3	-21.25	24.0
	HT/VHT20, M0 to M7	4	13	-62.7	-62.7	-63.9	-62.2	-43.8	-21.25	22.6
	HT/VHT20, M8 to M15	4	13	-62.7	-62.7	-63.9	-62.2	-43.8	-21.25	22.6
	HT/VHT20, M16 to M23	4	13	-62.7	-62.7	-63.9	-62.2	-43.8	-21.25	22.6
	HT/VHT20 Beam Forming, M0 to M7	2	13	-62.7	-62.7			-46.7	-21.25	25.4
	HT/VHT20 Beam Forming, M8 to M15	2	13	-62.7	-62.7			-46.7	-21.25	25.4
	HT/VHT20 Beam Forming, M0 to M7	3	16	-64.1	-64.2	-63.8		-43.3	-21.25	22.0
	HT/VHT20 Beam Forming, M8 to M15	3	13	-64.4	-63.0	-62.2		-45.3	-21.25	24.1
	HT/VHT20 Beam Forming, M16 to M23	3	13	-62.7	-62.7	-63.9		-45.3	-21.25	24.0
	HT/VHT20 Beam Forming, M0 to M7	4	16	-62.8	-64.0	-63.7	-63.1	-41.4	-21.25	20.1
	HT/VHT20 Beam Forming, M8 to M15	4	13	-63.9	-63.4	-63.4	-64.4	-44.7	-21.25	23.5
	HT/VHT20 Beam Forming, M16 to M23	4	13	-64.4	-63.0	-62.2	-63.8	-44.2	-21.25	23.0
	HT/VHT20 STBC, M0 to M7	2	13	-62.7	-62.7			-46.7	-21.25	25.4
	HT/VHT20 STBC, M0 to M7	3	13	-62.7	-62.7	-63.9		-45.3	-21.25	24.0
	HT/VHT20 STBC, M0 to M7	4	13	-62.7	-62.7	-63.9	-62.2	-43.8	-21.25	22.6
	2462	CCK, 1 to 11 Mbps	1	13	-63.0				-50.0	-21.25
CCK, 1 to 11 Mbps		2	13	-63.0	-64.3			-47.6	-21.25	26.3
CCK, 1 to 11 Mbps		3	13	-63.0	-64.3	-62.0		-45.2	-21.25	24.0
CCK, 1 to 11 Mbps		4	13	-63.0	-64.3	-62.0	-64.0	-44.2	-21.25	23.0
Non HT20, 6 to 54 Mbps		1	13	-64.7				-51.7	-21.25	30.5
Non HT20, 6 to 54 Mbps		2	13	-62.9	-64.2			-47.5	-21.25	26.2
Non HT20, 6 to 54 Mbps		3	13	-62.4	-61.9	-55.4		-40.9	-21.25	19.6
Non HT20, 6 to 54 Mbps		4	13	-55.4	-55.1	-55.7	-64.7	-37.5	-21.25	16.2



Non HT20 Beam Forming, 6 to 54 Mbps	2	13	-62.9	-64.2			-47.5	-21.25	26.2
Non HT20 Beam Forming, 6 to 54 Mbps	3	16	-63.6	-63.8	-64.8		-43.3	-21.25	22.0
<b>Non HT20 Beam Forming, 6 to 54 Mbps</b>	<b>4</b>	<b>16</b>	<b>-55.6</b>	<b>-55.9</b>	<b>-55.2</b>	<b>-63.7</b>	<b>-34.6</b>	<b>-21.25</b>	<b>13.3</b>
HT/VHT20, M0 to M7	1	13	-63.6				-50.6	-21.25	29.4
HT/VHT20, M0 to M7	2	13	-64.1	-64.4			-48.2	-21.25	27.0
HT/VHT20, M8 to M15	2	13	-64.1	-64.4			-48.2	-21.25	27.0
HT/VHT20, M0 to M7	3	13	-64.7	-64.5	-64.5		-46.8	-21.25	25.5
HT/VHT20, M8 to M15	3	13	-64.7	-64.5	-64.5		-46.8	-21.25	25.5
HT/VHT20, M16 to M23	3	13	-64.7	-64.5	-64.5		-46.8	-21.25	25.5
HT/VHT20, M0 to M7	4	13	-64.3	-65.4	-55.6	-61.7	-40.9	-21.25	19.6
HT/VHT20, M8 to M15	4	13	-64.3	-65.4	-55.6	-61.7	-40.9	-21.25	19.6
HT/VHT20, M16 to M23	4	13	-64.3	-65.4	-55.6	-61.7	-40.9	-21.25	19.6
HT/VHT20 Beam Forming, M0 to M7	2	13	-64.1	-64.4			-48.2	-21.25	27.0
HT/VHT20 Beam Forming, M8 to M15	2	13	-64.1	-64.4			-48.2	-21.25	27.0
HT/VHT20 Beam Forming, M0 to M7	3	16	-55.6	-55.6	-61.7		-36.1	-21.25	14.8
HT/VHT20 Beam Forming, M8 to M15	3	13	-64.7	-64.5	-64.5		-46.8	-21.25	25.5
HT/VHT20 Beam Forming, M16 to M23	3	13	-64.7	-64.5	-64.5		-46.8	-21.25	25.5
HT/VHT20 Beam Forming, M0 to M7	4	16	-62.9	-63.4	-61.9	-65.0	-41.1	-21.25	19.9
HT/VHT20 Beam Forming, M8 to M15	4	13	-64.3	-65.4	-55.6	-61.7	-40.9	-21.25	19.6
HT/VHT20 Beam Forming, M16 to M23	4	13	-64.3	-65.4	-55.6	-61.7	-40.9	-21.25	19.6
HT/VHT20 STBC, M0 to M7	2	13	-64.1	-64.4			-48.2	-21.25	27.0
HT/VHT20 STBC, M0 to M7	3	13	-64.7	-64.5	-64.5		-46.8	-21.25	25.5
HT/VHT20 STBC, M0 to M7	4	13	-64.3	-65.4	-55.6	-61.7	-40.9	-21.25	19.6



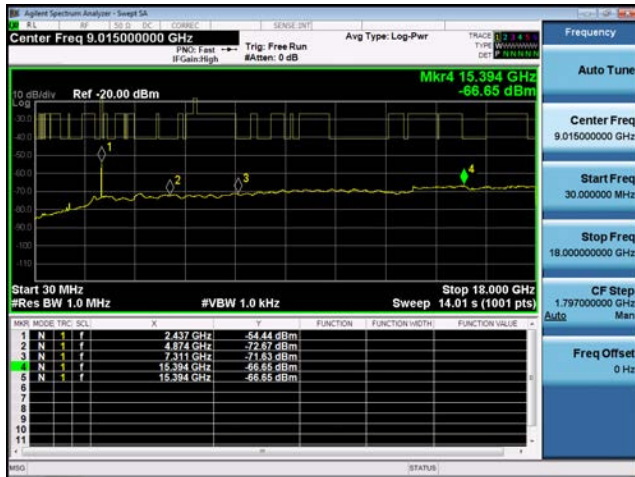
**Conducted Spurs Average, 2437 MHz, Non HT20 Beam Forming, 6 to 54 Mbps**



**Antenna A**



**Antenna B**



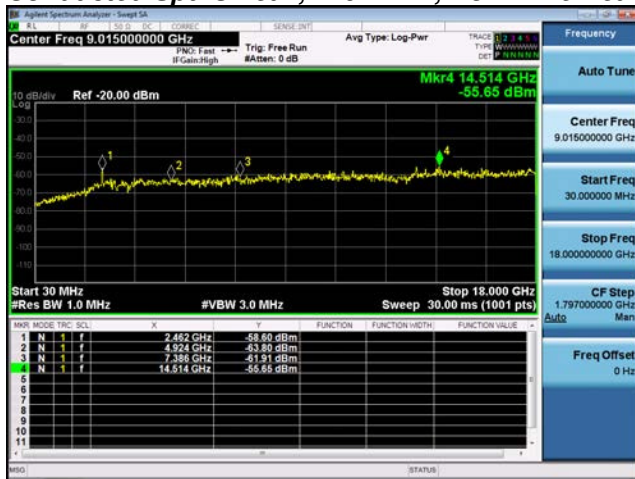
**Antenna C**



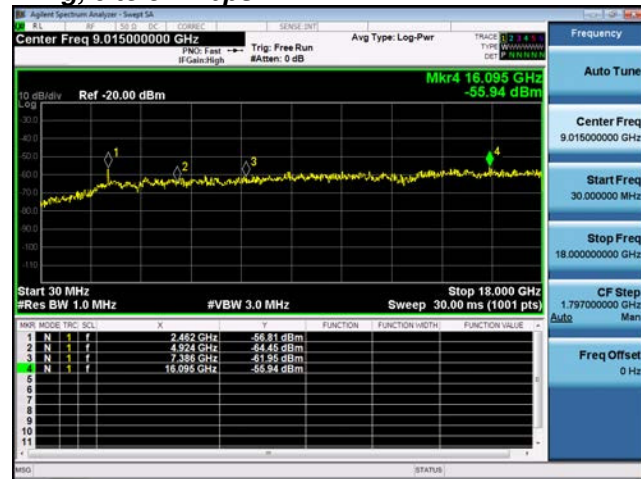
**Antenna D**



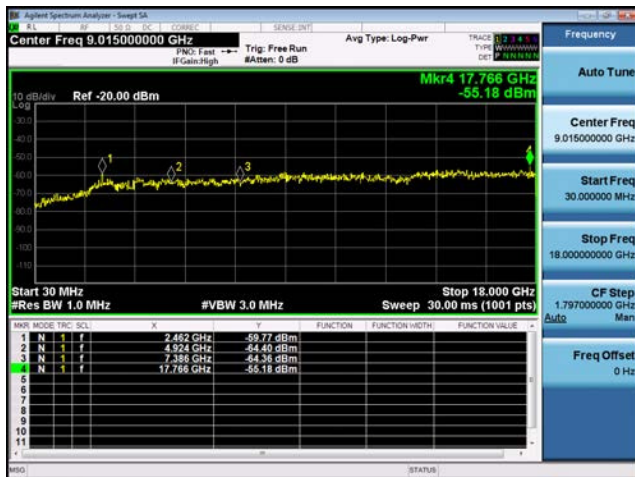
**Conducted Spurs Peak, 2462 MHz, Non HT20 Beam Forming, 6 to 54 Mbps**



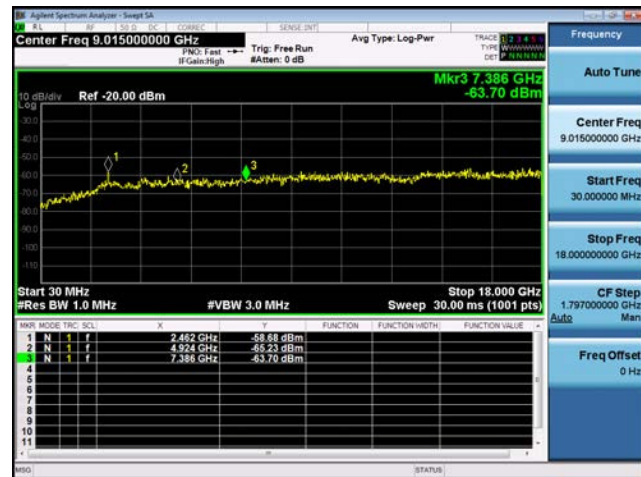
**Antenna A**



**Antenna B**



**Antenna C**



**Antenna D**



## A.6 Conducted Bandedge

**15.205 / 15.247 / RSS-Gen / RSS-247 / LP0002:3.10.1(5) & 2.8** In any 100 kHz bandwidth outside the frequency band in which the digitally modulated intentional radiator is operating, the radio frequency power that is produced by the intentional radiator shall be at least 30 dB below that in the 100 kHz bandwidth within the band that contains the highest level of the desired power.

Radiated emissions which fall in the restricted bands, as defined in Section 15.205(a), and RSS-Gen 8.10 must also comply with the radiated emission limits specified in Section 15.209(a) (see Section 15.205(c)) and RSS-Gen 8.9.

### Test Procedure

**Ref.** KDB 558074 D01 DTS Meas Guidance v03r04  
ANSI C63.10: 2013

<b>Conducted Band edge</b>
Test Procedure
<ol style="list-style-type: none"> <li>1. Connect the antenna port(s) to the spectrum analyzer input.</li> <li>2. Place the radio in continuous transmit mode. Use the procedures in KDB 558074 D01 DTS Meas Guidance v03r04 to substitute conducted measurements in place of radiated measurements.</li> <li>3. Configure Spectrum analyzer as per test parameters below below (be sure to enter all losses between the transmitter output and the spectrum analyzer).</li> <li>4. Place a marker at the end of the restricted band closest to the transmit frequency to show compliance. Also measure any emissions in the restricted bands..</li> <li>5. The “measure-and-sum technique” is used for measuring in-band transmit power of a device. In the measure-and-sum approach, the conducted emission level is measured at each antenna port. The measured results at the various antenna ports are then summed mathematically to determine the total emission level from the device. Summing is performed in linear power units. The worst case output is recorded.</li> <li>6. Place a marker at the end of the restricted band closest to the transmit frequency to show compliance. Also measure any emissions in the restricted bands</li> <li>7. Capture graphs and record pertinent measurement data.</li> </ol>

<b>Conducted Bandedge</b>	<b>Conducted Bandedge</b>
Test parameters non-restricted Band KDB 558074 D01 v03r04 section 11.1b, 11.2-3, also see ANSI C63.10: 2013 section 11.10.3	Test parameters restricted Band KDB 558074 D01 v03r04 section 12.2.4 & 12.2.5.3 also see ANSI C63.10: 2013 section 11.12.4 & 11.12.5.3
RBW = 100 kHz VBW ≥ 3 x RBW Sweep = Auto couple Detector = Peak Trace = Max Hold.	RBW = 1 MHz VBW ≥ 3 x RBW for Peak, 100Hz for Average Sweep = Auto couple Detector = Peak Trace = Max Hold.

Note: The losses in our automated measurement system prevent us from including the fundamental in the bandedge measurements, and still have enough dynamic range to measure bandedge. These same losses also ensure that the fundamental does not overload the spectrum analyzer.



System Number	Description	Samples	System under test	Support equipment
1	EUT	S01	<input checked="" type="checkbox"/>	<input type="checkbox"/>
	Support	S02	<input type="checkbox"/>	<input checked="" type="checkbox"/>

<b>Tested By :</b> Jose Aguirre	<b>Date of testing:</b> 01-Jan-16 - 29-Feb-16
<b>Test Result : PASS</b>	

See Appendix C for list of test equipment



### Conducted Bandedge (Non-restricted Band)

Frequency (MHz)	Mode	Data Rate (Mbps)	Conducted Bandedge Delta (dB)	Limit (dBc)	Margin (dB)
2412	CCK, 1 to 11 Mbps	11	56.2	>30	26.2
	Non HT20, 6 to 54 Mbps	6	41.3	>30	11.3
	HT/VHT20, M0 to M23	m0	42.8	>30	12.8

### Conducted Bandedge Average, 2412 MHz, CCK, 1 to 11 Mbps





**Conducted Bandedge Average, 2412 MHz, Non HT20, 6 to 54 Mbps**



**Conducted Bandedge Average, 2412 MHz, HT/VHT20, M0 to M23**







**Conducted Bandedge (Restricted Band)**

**Antenna Gain : 2 dBi**

Frequency (MHz)	Mode	Tx Paths	Correlated Antenna Gain (dBi)	Tx 1 Bandedge Level (dBm)	Tx 2 Bandedge Level (dBm)	Tx 3 Bandedge Level (dBm)	Tx 4 Bandedge Level (dBm)	Total Tx Bandedge Level (dBm)	Limit (dBm)	Margin (dB)
2412	CCK, 1 to 11 Mbps	1	2	-61.6				-59.6	-41.25	18.4
	CCK, 1 to 11 Mbps	2	2	-61.6	-62.0			-56.8	-41.25	15.5
	CCK, 1 to 11 Mbps	3	2	-61.6	-62.0	-63.2		-55.4	-41.25	14.2
	CCK, 1 to 11 Mbps	4	2	-61.6	-62.0	-63.2	-62.2	-54.2	-41.25	12.9
	Non HT20, 6 to 54 Mbps	1	2	-50.4				-48.4	-41.25	7.2
	Non HT20, 6 to 54 Mbps	2	2	-50.4	-53.4			-46.6	-41.25	5.4
	Non HT20, 6 to 54 Mbps	3	2	-50.4	-53.4	-52.3		-45.1	-41.25	3.8
	Non HT20, 6 to 54 Mbps	4	2	-50.4	-53.4	-52.3	-50.7	-43.5	-41.25	2.3
	Non HT20 Beam Forming, 6 to 54 Mbps	2	5	-52.4	-55.6			-45.7	-41.25	4.5
	Non HT20 Beam Forming, 6 to 54 Mbps	3	7	-52.4	-55.6	-54.5		-42.4	-41.25	1.1
	Non HT20 Beam Forming, 6 to 54 Mbps	4	8	-58.4	-61.5	-59.9	-58.8	-45.5	-41.25	4.2
	HT/VHT20, M0 to M7	1	2	-47.6				-45.6	-41.25	4.4
	HT/VHT20, M0 to M7	2	2	-47.6	-50.9			-43.9	-41.25	2.7
	HT/VHT20, M8 to M15	2	2	-47.6	-50.9			-43.9	-41.25	2.7
	HT/VHT20, M0 to M7	3	2	-47.6	-50.9	-49.6		-42.4	-41.25	1.1
	HT/VHT20, M8 to M15	3	2	-47.6	-50.9	-49.6		-42.4	-41.25	1.1
	HT/VHT20, M16 to M23	3	2	-47.6	-50.9	-49.6		-42.4	-41.25	1.1
	HT/VHT20, M0 to M7	4	2	-50.0	-53.2	-51.6	-50.1	-43.0	-41.25	1.8
	HT/VHT20, M8 to M15	4	2	-50.0	-53.2	-51.6	-50.1	-43.0	-41.25	1.8
	HT/VHT20, M16 to M23	4	2	-50.0	-53.2	-51.6	-50.1	-43.0	-41.25	1.8
	HT/VHT20 Beam Forming, M0 to M7	2	5	-50.0	-53.2			-43.3	-41.25	2.1
	HT/VHT20 Beam Forming, M8 to M15	2	2	-47.6	-50.9			-43.9	-41.25	2.7
	HT/VHT20 Beam Forming, M0 to M7	3	7	-52.1	-55.4	-53.7		-42.0	-41.25	0.7
	HT/VHT20 Beam Forming, M8 to M15	3	4	-50.0	-53.2	-51.6		-42.8	-41.25	1.6
	HT/VHT20 Beam Forming, M16 to M23	3	2	-47.6	-50.9	-49.6		-42.4	-41.25	1.1
	<b>HT/VHT20 Beam Forming, M0 to M7</b>	<b>4</b>	<b>8</b>	<b>-54.5</b>	<b>-57.5</b>	<b>-55.8</b>	<b>-54.4</b>	<b>-41.4</b>	<b>-41.25</b>	<b>0.1</b>
	HT/VHT20 Beam Forming, M8 to M15	4	5	-52.1	-55.4	-53.7	-52.3	-42.2	-41.25	0.9
	HT/VHT20 Beam Forming, M16 to M23	4	3	-50.0	-53.2	-51.6	-50.1	-41.8	-41.25	0.6
	HT/VHT20 STBC, M0 to M7	2	2	-47.6	-50.9			-43.9	-41.25	2.7
	HT/VHT20 STBC, M0 to M7	3	2	-47.6	-50.9	-49.6		-42.4	-41.25	1.1



	HT/VHT20 STBC, M0 to M7	4	2	-50.0	-53.2	-51.6	-50.1	-43.0	-41.25	1.8
2462	CCK, 1 to 11 Mbps	1	2	-62.3				-60.3	-41.25	19.1
	CCK, 1 to 11 Mbps	2	2	-62.3	-61.3			-56.8	-41.25	15.5
	CCK, 1 to 11 Mbps	3	2	-62.3	-61.3	-61.8		-55.0	-41.25	13.8
	CCK, 1 to 11 Mbps	4	2	-62.3	-61.3	-61.8	-60.8	-53.5	-41.25	12.2
	Non HT20, 6 to 54 Mbps	1	2	-52.9				-50.9	-41.25	9.7
	Non HT20, 6 to 54 Mbps	2	2	-52.9	-53.2			-48.0	-41.25	6.8
	Non HT20, 6 to 54 Mbps	3	2	-55.3	-55.3	-54.0		-48.1	-41.25	6.8
	Non HT20, 6 to 54 Mbps	4	2	-57.2	-57.3	-55.5	-54.5	-47.9	-41.25	6.7
	Non HT20 Beam Forming, 6 to 54 Mbps	2	5	-57.2	-57.3			-49.2	-41.25	8.0
	Non HT20 Beam Forming, 6 to 54 Mbps	3	7	-62.8	-63.0	-61.8		-50.9	-41.25	9.7
	Non HT20 Beam Forming, 6 to 54 Mbps	4	8	-65.4	-65.2	-65.0	-64.7	-51.0	-41.25	9.8
	HT/VHT20, M0 to M7	1	2	-50.9				-48.9	-41.25	7.7
	HT/VHT20, M0 to M7	2	2	-50.9	-51.5			-46.2	-41.25	4.9
	HT/VHT20, M8 to M15	2	2	-50.9	-51.5			-46.2	-41.25	4.9
	HT/VHT20, M0 to M7	3	2	-53.4	-53.8	-51.9		-46.2	-41.25	4.9
	HT/VHT20, M8 to M15	3	2	-53.4	-53.8	-51.9		-46.2	-41.25	4.9
	HT/VHT20, M16 to M23	3	2	-53.4	-53.8	-51.9		-46.2	-41.25	4.9
	HT/VHT20, M0 to M7	4	2	-53.4	-53.8	-51.9	-50.6	-44.2	-41.25	3.0
	HT/VHT20, M8 to M15	4	2	-53.4	-53.8	-51.9	-50.6	-44.2	-41.25	3.0
	HT/VHT20, M16 to M23	4	2	-53.4	-53.8	-51.9	-50.6	-44.2	-41.25	3.0
	HT/VHT20 Beam Forming, M0 to M7	2	5	-53.4	-53.8			-45.6	-41.25	4.3
	HT/VHT20 Beam Forming, M8 to M15	2	2	-50.9	-51.5			-46.2	-41.25	4.9
	HT/VHT20 Beam Forming, M0 to M7	3	7	-62.9	-63.4	-62.2		-51.2	-41.25	10.0
	HT/VHT20 Beam Forming, M8 to M15	3	4	-55.5	-55.8	-53.9		-46.4	-41.25	5.2
	HT/VHT20 Beam Forming, M16 to M23	3	2	-53.4	-53.8	-51.9		-46.2	-41.25	4.9
	HT/VHT20 Beam Forming, M0 to M7	4	8	-65.1	-65.1	-64.5	-63.9	-50.6	-41.25	9.4
	HT/VHT20 Beam Forming, M8 to M15	4	5	-59.1	-60.2	-57.9	-56.9	-47.3	-41.25	6.1
	HT/VHT20 Beam Forming, M16 to M23	4	3	-55.5	-55.8	-53.9	-52.7	-45.1	-41.25	3.8
	HT/VHT20 STBC, M0 to M7	2	2	-50.9	-51.5			-46.2	-41.25	4.9
	HT/VHT20 STBC, M0 to M7	3	2	-53.4	-53.8	-51.9		-46.2	-41.25	4.9
HT/VHT20 STBC, M0 to M7	4	2	-53.4	-53.8	-51.9	-50.6	-44.2	-41.25	3.0	



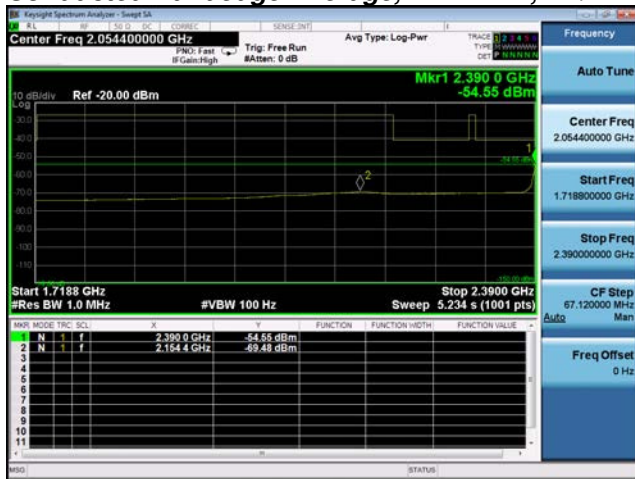
Frequency (MHz)	Mode	Tx Paths	Correlated Antenna Gain (dBi)	Tx 1 Bandedge Level (dBm)	Tx 2 Bandedge Level (dBm)	Tx 3 Bandedge Level (dBm)	Tx 4 Bandedge Level (dBm)	Total Tx Bandedge Level (dBm)	Limit (dBm)	Margin (dB)
2412	CCK, 1 to 11 Mbps	1	2	-50.7				-48.7	-21.25	27.5
	CCK, 1 to 11 Mbps	2	2	-50.7	-51.6			-46.1	-21.25	24.9
	CCK, 1 to 11 Mbps	3	2	-50.7	-51.6	-52.5		-44.8	-21.25	23.5
	CCK, 1 to 11 Mbps	4	2	-50.7	-51.6	-52.5	-51.4	-43.5	-21.25	22.2
	Non HT20, 6 to 54 Mbps	1	2	-27.3				-25.3	-21.25	4.1
	Non HT20, 6 to 54 Mbps	2	2	-27.3	-27.4			-22.3	-21.25	1.1
	Non HT20, 6 to 54 Mbps	3	2	-27.3	-27.4	-33.2		-21.8	-21.25	0.6
	<b>Non HT20, 6 to 54 Mbps</b>	<b>4</b>	<b>2</b>	<b>-27.3</b>	<b>-27.4</b>	<b>-33.2</b>	<b>-33.1</b>	<b>-21.3</b>	<b>-21.25</b>	<b>0.1</b>
	Non HT20 Beam Forming, 6 to 54 Mbps	2	5	-34.0	-38.7			-27.7	-21.25	6.5
	Non HT20 Beam Forming, 6 to 54 Mbps	3	7	-34.0	-38.7	-36.4		-24.4	-21.25	3.1
	Non HT20 Beam Forming, 6 to 54 Mbps	4	8	-33.5	-36.5	-37.2	-36.8	-21.7	-21.25	0.5
	HT/VHT20, M0 to M7	1	2	-31.5				-29.5	-21.25	8.3
	HT/VHT20, M0 to M7	2	2	-31.5	-32.5			-27.0	-21.25	5.7
	HT/VHT20, M8 to M15	2	2	-31.5	-32.5			-27.0	-21.25	5.7
	HT/VHT20, M0 to M7	3	2	-31.5	-32.5	-29.5		-24.2	-21.25	3.0
	HT/VHT20, M8 to M15	3	2	-31.5	-32.5	-29.5		-24.2	-21.25	3.0
	HT/VHT20, M16 to M23	3	2	-31.5	-32.5	-29.5		-24.2	-21.25	3.0
	HT/VHT20, M0 to M7	4	2	-31.6	-34.0	-32.3	-30.7	-24.0	-21.25	2.7
	HT/VHT20, M8 to M15	4	2	-31.6	-34.0	-32.3	-30.7	-24.0	-21.25	2.7
	HT/VHT20, M16 to M23	4	2	-31.6	-34.0	-32.3	-30.7	-24.0	-21.25	2.7
	HT/VHT20 Beam Forming, M0 to M7	2	5	-31.6	-34.0			-24.6	-21.25	3.4
	HT/VHT20 Beam Forming, M8 to M15	2	2	-31.5	-32.5			-27.0	-21.25	5.7
	HT/VHT20 Beam Forming, M0 to M7	3	7	-33.1	-35.3	-35.1		-22.8	-21.25	1.6
	HT/VHT20 Beam Forming, M8 to M15	3	4	-31.6	-34.0	-32.3		-24.0	-21.25	2.7
	HT/VHT20 Beam Forming, M16 to M23	3	2	-31.5	-32.5	-29.5		-24.2	-21.25	3.0
	HT/VHT20 Beam Forming, M0 to M7	4	8	-35.2	-40.7	-35.1	-34.9	-21.9	-21.25	0.7
	HT/VHT20 Beam Forming, M8 to M15	4	5	-33.1	-35.3	-35.1	-33.7	-23.2	-21.25	1.9
	HT/VHT20 Beam Forming, M16 to M23	4	3	-31.6	-34.0	-32.3	-30.7	-22.8	-21.25	1.5
	HT/VHT20 STBC, M0 to M7	2	2	-31.5	-32.5			-27.0	-21.25	5.7
	HT/VHT20 STBC, M0 to M7	3	2	-31.5	-32.5	-29.5		-24.2	-21.25	3.0
	HT/VHT20 STBC, M0 to M7	4	2	-31.6	-34.0	-32.3	-30.7	-24.0	-21.25	2.7



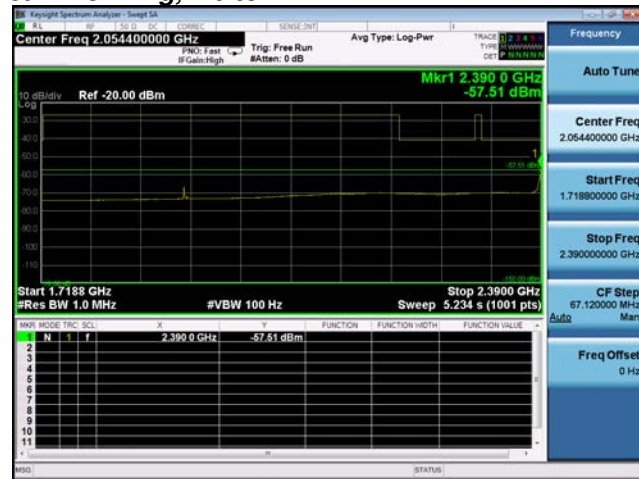
2462	CCK, 1 to 11 Mbps	1	2	-49.7				-47.7	-21.25	26.5
	CCK, 1 to 11 Mbps	2	2	-49.7	-49.6			-44.6	-21.25	23.4
	CCK, 1 to 11 Mbps	3	2	-49.7	-49.6	-49.7		-42.9	-21.25	21.6
	CCK, 1 to 11 Mbps	4	2	-49.7	-49.6	-49.7	-49.4	-41.6	-21.25	20.3
	Non HT20, 6 to 54 Mbps	1	2	-28.4				-26.4	-21.25	5.2
	Non HT20, 6 to 54 Mbps	2	2	-28.4	-28.1			-23.2	-21.25	2.0
	Non HT20, 6 to 54 Mbps	3	2	-28.4	-29.2	-28.9		-22.0	-21.25	0.8
	Non HT20, 6 to 54 Mbps	4	2	-29.2	-30.3	-30.4	-29.2	-21.7	-21.25	0.5
	Non HT20 Beam Forming, 6 to 54 Mbps	2	5	-29.2	-30.3			-21.7	-21.25	0.5
	Non HT20 Beam Forming, 6 to 54 Mbps	3	7	-34.7	-32.7	-33.1		-21.8	-21.25	0.6
	Non HT20 Beam Forming, 6 to 54 Mbps	4	8	-36.7	-35.9	-35.7	-35.8	-22.0	-21.25	0.7
	HT/VHT20, M0 to M7	1	2	-27.2				-25.2	-21.25	4.0
	HT/VHT20, M0 to M7	2	2	-27.2	-28.1			-22.6	-21.25	1.4
	HT/VHT20, M8 to M15	2	2	-27.2	-28.1			-22.6	-21.25	1.4
	HT/VHT20, M0 to M7	3	2	-30.2	-29.1	-29.4		-22.8	-21.25	1.5
	HT/VHT20, M8 to M15	3	2	-30.2	-29.1	-29.4		-22.8	-21.25	1.5
	HT/VHT20, M16 to M23	3	2	-30.2	-29.1	-29.4		-22.8	-21.25	1.5
	HT/VHT20, M0 to M7	4	2	-30.2	-29.1	-29.4	-29.4	-21.5	-21.25	0.2
	HT/VHT20, M8 to M15	4	2	-30.2	-29.1	-29.4	-29.4	-21.5	-21.25	0.2
	HT/VHT20, M16 to M23	4	2	-30.2	-29.1	-29.4	-29.4	-21.5	-21.25	0.2
	HT/VHT20 Beam Forming, M0 to M7	2	5	-30.2	-29.1			-21.6	-21.25	0.4
	HT/VHT20 Beam Forming, M8 to M15	2	2	-27.2	-28.1			-22.6	-21.25	1.4
	HT/VHT20 Beam Forming, M0 to M7	3	7	-34.8	-34.5	-33.2		-22.5	-21.25	1.3
	HT/VHT20 Beam Forming, M8 to M15	3	4	-31.3	-30.5	-30.5		-22.2	-21.25	0.9
	HT/VHT20 Beam Forming, M16 to M23	3	2	-30.2	-29.1	-29.4		-22.8	-21.25	1.5
	HT/VHT20 Beam Forming, M0 to M7	4	8	-36.5	-35.7	-36.0	-34.2	-21.5	-21.25	0.2
	HT/VHT20 Beam Forming, M8 to M15	4	5	-33.2	-32.0	-32.6	-31.8	-21.3	-21.25	0.1
	HT/VHT20 Beam Forming, M16 to M23	4	3	-31.3	-30.5	-30.5	-30.5	-21.5	-21.25	0.2
	HT/VHT20 STBC, M0 to M7	2	2	-27.2	-28.1			-22.6	-21.25	1.4
	HT/VHT20 STBC, M0 to M7	3	2	-30.2	-29.1	-29.4		-22.8	-21.25	1.5
	HT/VHT20 STBC, M0 to M7	4	2	-30.2	-29.1	-29.4	-29.4	-21.5	-21.25	0.2



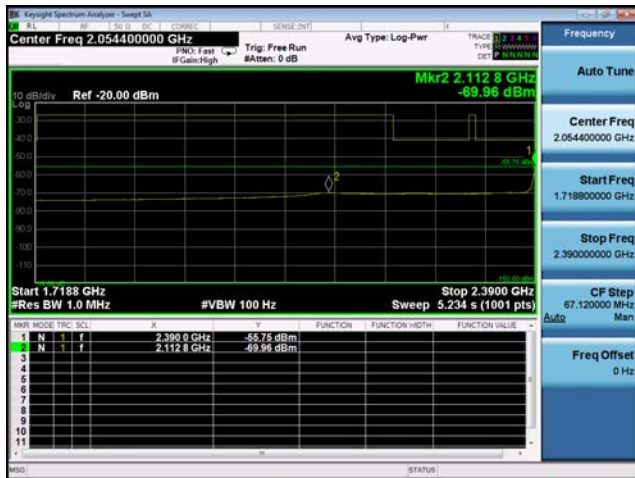
**Conducted Bandedge Average, 2412 MHz, HT/VHT20 Beam Forming, M0 to M7**



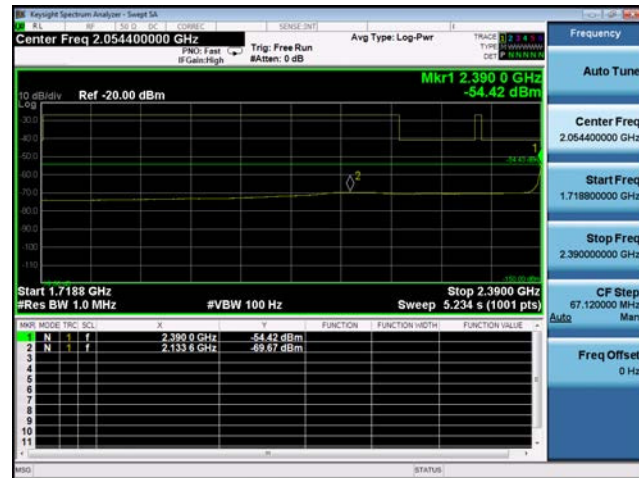
**Antenna A**



**Antenna B**



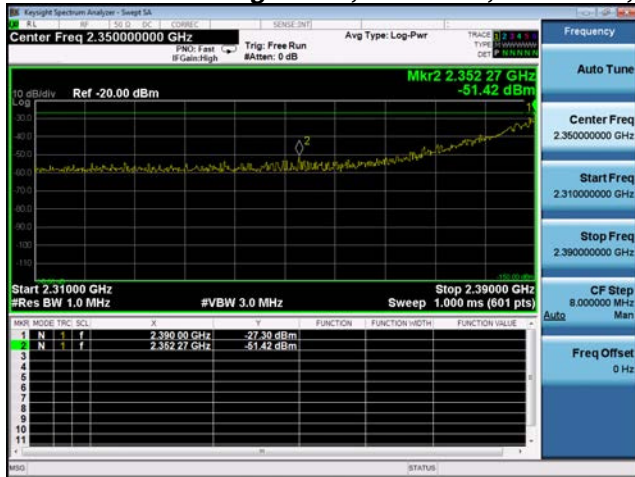
**Antenna C**



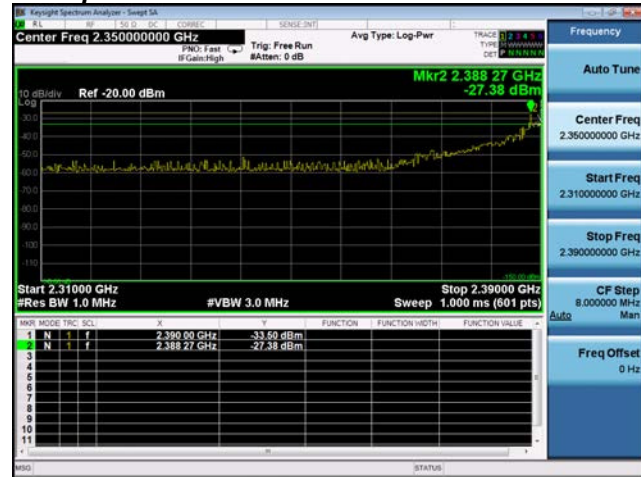
**Antenna D**



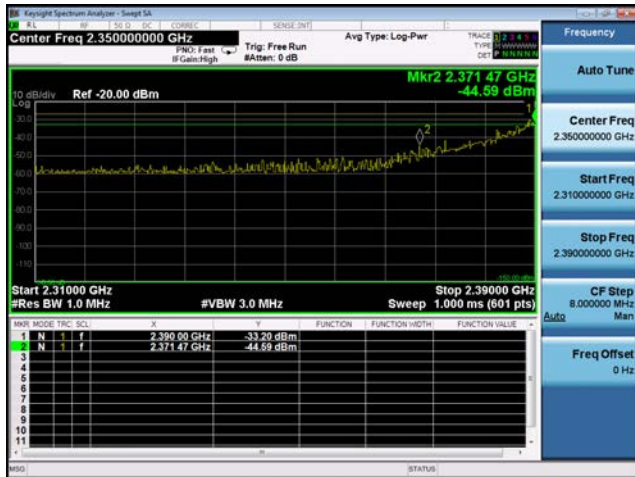
**Conducted Bandedge Peak, 2412 MHz, Non HT20, 6 to 54 Mbps**



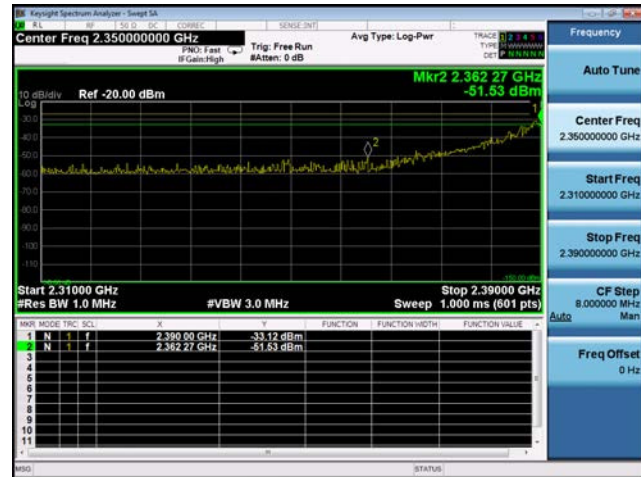
**Antenna A**



**Antenna B**



**Antenna C**



**Antenna D**



Antenna Gain : 3 dBi

Frequency (MHz)	Mode	Tx Paths	Correlated Antenna Gain (dBi)	Tx 1 Bandedge Level (dBm)	Tx 2 Bandedge Level (dBm)	Tx 3 Bandedge Level (dBm)	Tx 4 Bandedge Level (dBm)	Total Tx Bandedge Level (dBm)	Limit (dBm)	Margin (dB)
2412	CCK, 1 to 11 Mbps	1	3	-61.6				-58.6	-41.25	17.4
	CCK, 1 to 11 Mbps	2	3	-61.6	-62.0			-55.8	-41.25	14.5
	CCK, 1 to 11 Mbps	3	3	-61.6	-62.0	-63.2		-54.4	-41.25	13.2
	CCK, 1 to 11 Mbps	4	3	-61.6	-62.0	-63.2	-62.2	-53.2	-41.25	11.9
	Non HT20, 6 to 54 Mbps	1	3	-50.4				-47.4	-41.25	6.2
	Non HT20, 6 to 54 Mbps	2	3	-50.4	-53.4			-45.6	-41.25	4.4
	Non HT20, 6 to 54 Mbps	3	3	-52.4	-55.6	-54.5		-46.2	-41.25	4.9
	Non HT20, 6 to 54 Mbps	4	3	-52.4	-55.6	-54.5	-52.6	-44.6	-41.25	3.3
	Non HT20 Beam Forming, 6 to 54 Mbps	2	6	-52.4	-55.6			-44.7	-41.25	3.5
	<b>Non HT20 Beam Forming, 6 to 54 Mbps</b>	<b>3</b>	<b>8</b>	<b>-52.4</b>	<b>-55.6</b>	<b>-54.5</b>		<b>-41.4</b>	<b>-41.25</b>	<b>0.1</b>
	Non HT20 Beam Forming, 6 to 54 Mbps	4	9	-61.9	-64.3	-63.5	-62.5	-47.9	-41.25	6.7
	HT/VHT20, M0 to M7	1	3	-47.6				-44.6	-41.25	3.4
	HT/VHT20, M0 to M7	2	3	-47.6	-50.9			-42.9	-41.25	1.7
	HT/VHT20, M8 to M15	2	3	-47.6	-50.9			-42.9	-41.25	1.7
	HT/VHT20, M0 to M7	3	3	-47.6	-50.9	-49.6		-41.4	-41.25	0.1
	HT/VHT20, M8 to M15	3	3	-47.6	-50.9	-49.6		-41.4	-41.25	0.1
	HT/VHT20, M16 to M23	3	3	-47.6	-50.9	-49.6		-41.4	-41.25	0.1
	HT/VHT20, M0 to M7	4	3	-50.0	-53.2	-51.6	-50.1	-42.0	-41.25	0.8
	HT/VHT20, M8 to M15	4	3	-50.0	-53.2	-51.6	-50.1	-42.0	-41.25	0.8
	HT/VHT20, M16 to M23	4	3	-50.0	-53.2	-51.6	-50.1	-42.0	-41.25	0.8
	HT/VHT20 Beam Forming, M0 to M7	2	6	-50.0	-53.2			-42.3	-41.25	1.1
	HT/VHT20 Beam Forming, M8 to M15	2	3	-47.6	-50.9			-42.9	-41.25	1.7
	HT/VHT20 Beam Forming, M0 to M7	3	8	-54.5	-57.5	-55.8		-43.2	-41.25	1.9
	HT/VHT20 Beam Forming, M8 to M15	3	5	-50.0	-53.2	-51.6		-41.8	-41.25	0.6
	HT/VHT20 Beam Forming, M16 to M23	3	3	-47.6	-50.9	-49.6		-41.4	-41.25	0.1
	HT/VHT20 Beam Forming, M0 to M7	4	9	-56.5	-59.3	-58.1	-56.9	-42.5	-41.25	1.3
	HT/VHT20 Beam Forming, M8 to M15	4	6	-54.5	-57.5	-55.8	-54.4	-43.4	-41.25	2.1
	HT/VHT20 Beam Forming, M16 to M23	4	4	-52.1	-55.4	-53.7	-52.3	-43.0	-41.25	1.7
	HT/VHT20 STBC, M0 to M7	2	3	-47.6	-50.9			-42.9	-41.25	1.7
	HT/VHT20 STBC, M0 to M7	3	3	-47.6	-50.9	-49.6		-41.4	-41.25	0.1
	HT/VHT20 STBC, M0 to M7	4	3	-50.0	-53.2	-51.6	-50.1	-42.0	-41.25	0.8



2462	CCK, 1 to 11 Mbps	1	3	-62.3				-59.3	-41.25	18.1
	CCK, 1 to 11 Mbps	2	3	-62.3	-61.3			-55.8	-41.25	14.5
	CCK, 1 to 11 Mbps	3	3	-62.3	-61.3	-61.8		-54.0	-41.25	12.8
	CCK, 1 to 11 Mbps	4	3	-62.3	-61.3	-61.8	-60.8	-52.5	-41.25	11.2
	Non HT20, 6 to 54 Mbps	1	3	-52.9				-49.9	-41.25	8.7
	Non HT20, 6 to 54 Mbps	2	3	-52.9	-53.2			-47.0	-41.25	5.8
	Non HT20, 6 to 54 Mbps	3	3	-57.2	-57.3	-55.5		-48.8	-41.25	7.6
	Non HT20, 6 to 54 Mbps	4	3	-58.9	-58.8	-57.2	-56.2	-48.6	-41.25	7.4
	Non HT20 Beam Forming, 6 to 54 Mbps	2	6	-58.9	-58.8			-49.8	-41.25	8.6
	Non HT20 Beam Forming, 6 to 54 Mbps	3	8	-64.9	-64.7	-64.3		-52.1	-41.25	10.8
	Non HT20 Beam Forming, 6 to 54 Mbps	4	9	-65.8	-65.5	-65.4	-65.1	-50.4	-41.25	9.2
	HT/VHT20, M0 to M7	1	3	-50.9				-47.9	-41.25	6.7
	HT/VHT20, M0 to M7	2	3	-50.9	-51.5			-45.2	-41.25	3.9
	HT/VHT20, M8 to M15	2	3	-50.9	-51.5			-45.2	-41.25	3.9
	HT/VHT20, M0 to M7	3	3	-53.4	-53.8	-51.9		-45.2	-41.25	3.9
	HT/VHT20, M8 to M15	3	3	-53.4	-53.8	-51.9		-45.2	-41.25	3.9
	HT/VHT20, M16 to M23	3	3	-53.4	-53.8	-51.9		-45.2	-41.25	3.9
	HT/VHT20, M0 to M7	4	3	-55.5	-55.8	-53.9	-52.7	-45.3	-41.25	4.0
	HT/VHT20, M8 to M15	4	3	-55.5	-55.8	-53.9	-52.7	-45.3	-41.25	4.0
	HT/VHT20, M16 to M23	4	3	-55.5	-55.8	-53.9	-52.7	-45.3	-41.25	4.0
	HT/VHT20 Beam Forming, M0 to M7	2	6	-55.5	-55.8			-46.6	-41.25	5.4
	HT/VHT20 Beam Forming, M8 to M15	2	3	-50.9	-51.5			-45.2	-41.25	3.9
	HT/VHT20 Beam Forming, M0 to M7	3	8	-62.9	-63.4	-62.2		-50.2	-41.25	9.0
	HT/VHT20 Beam Forming, M8 to M15	3	5	-57.3	-57.7	-55.9		-47.3	-41.25	6.1
	HT/VHT20 Beam Forming, M16 to M23	3	3	-53.4	-53.8	-51.9		-45.2	-41.25	3.9
	HT/VHT20 Beam Forming, M0 to M7	4	9	-65.5	-65.3	-65.1	-64.7	-50.1	-41.25	8.9
	HT/VHT20 Beam Forming, M8 to M15	4	6	-62.9	-63.4	-62.2	-61.4	-50.4	-41.25	9.1
	HT/VHT20 Beam Forming, M16 to M23	4	4	-59.1	-60.2	-57.9	-56.9	-48.1	-41.25	6.9
	HT/VHT20 STBC, M0 to M7	2	3	-50.9	-51.5			-45.2	-41.25	3.9
	HT/VHT20 STBC, M0 to M7	3	3	-53.4	-53.8	-51.9		-45.2	-41.25	3.9
	HT/VHT20 STBC, M0 to M7	4	3	-55.5	-55.8	-53.9	-52.7	-45.3	-41.25	4.0





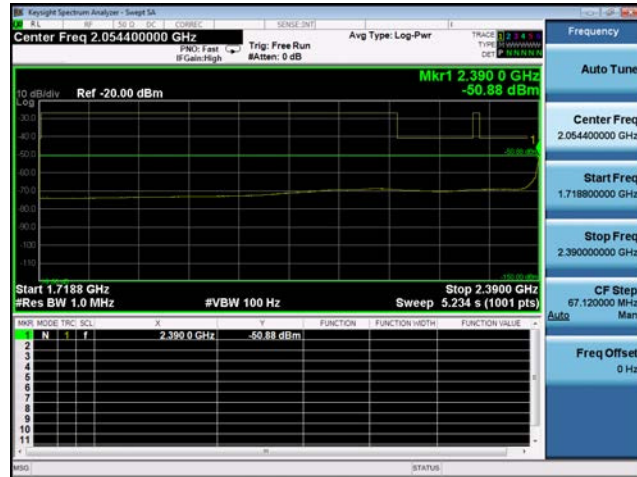
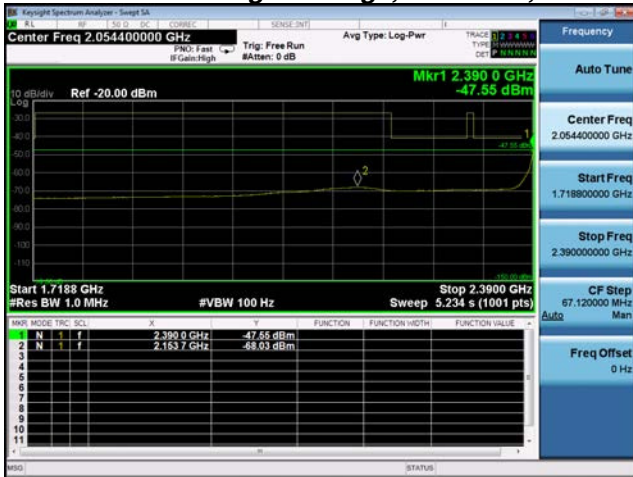
Frequency (MHz)	Mode	Tx Paths	Correlated Antenna Gain (dBi)	Tx 1 Bandedge Level (dBm)	Tx 2 Bandedge Level (dBm)	Tx 3 Bandedge Level (dBm)	Tx 4 Bandedge Level (dBm)	Total Tx Bandedge Level (dBm)	Limit (dBm)	Margin (dB)
2412	CCK, 1 to 11 Mbps	1	3	-50.7				-47.7	-21.25	26.5
	CCK, 1 to 11 Mbps	2	3	-50.7	-51.6			-45.1	-21.25	23.9
	CCK, 1 to 11 Mbps	3	3	-50.7	-51.6	-52.5		-43.8	-21.25	22.5
	CCK, 1 to 11 Mbps	4	3	-50.7	-51.6	-52.5	-51.4	-42.5	-21.25	21.2
	Non HT20, 6 to 54 Mbps	1	3	-27.3				-24.3	-21.25	3.1
	<b>Non HT20, 6 to 54 Mbps</b>	<b>2</b>	<b>3</b>	<b>-27.3</b>	<b>-27.4</b>			<b>-21.3</b>	<b>-21.25</b>	<b>0.1</b>
	Non HT20, 6 to 54 Mbps	3	3	-34.0	-38.7	-36.4		-28.2	-21.25	6.9
	Non HT20, 6 to 54 Mbps	4	3	-34.0	-38.7	-36.4	-35.1	-26.7	-21.25	5.5
	Non HT20 Beam Forming, 6 to 54 Mbps	2	6	-34.0	-38.7			-26.7	-21.25	5.5
	Non HT20 Beam Forming, 6 to 54 Mbps	3	8	-34.0	-38.7	-36.4		-23.4	-21.25	2.1
	Non HT20 Beam Forming, 6 to 54 Mbps	4	9	-37.6	-38.9	-37.2	-39.1	-23.1	-21.25	1.9
	HT/VHT20, M0 to M7	1	3	-31.5				-28.5	-21.25	7.3
	HT/VHT20, M0 to M7	2	3	-31.5	-32.5			-26.0	-21.25	4.7
	HT/VHT20, M8 to M15	2	3	-31.5	-32.5			-26.0	-21.25	4.7
	HT/VHT20, M0 to M7	3	3	-31.5	-32.5	-29.5		-23.2	-21.25	2.0
	HT/VHT20, M8 to M15	3	3	-31.5	-32.5	-29.5		-23.2	-21.25	2.0
	HT/VHT20, M16 to M23	3	3	-31.5	-32.5	-29.5		-23.2	-21.25	2.0
	HT/VHT20, M0 to M7	4	3	-31.6	-34.0	-32.3	-30.7	-23.0	-21.25	1.7
	HT/VHT20, M8 to M15	4	3	-31.6	-34.0	-32.3	-30.7	-23.0	-21.25	1.7
	HT/VHT20, M16 to M23	4	3	-31.6	-34.0	-32.3	-30.7	-23.0	-21.25	1.7
	HT/VHT20 Beam Forming, M0 to M7	2	6	-31.6	-34.0			-23.6	-21.25	2.4
	HT/VHT20 Beam Forming, M8 to M15	2	3	-31.5	-32.5			-26.0	-21.25	4.7
	HT/VHT20 Beam Forming, M0 to M7	3	8	-35.2	-40.7	-35.1		-23.8	-21.25	2.5
	HT/VHT20 Beam Forming, M8 to M15	3	5	-31.6	-34.0	-32.3		-23.0	-21.25	1.7
	HT/VHT20 Beam Forming, M16 to M23	3	3	-31.5	-32.5	-29.5		-23.2	-21.25	2.0
	HT/VHT20 Beam Forming, M0 to M7	4	9	-35.9	-38.8	-38.5	-36.0	-22.1	-21.25	0.8
	HT/VHT20 Beam Forming, M8 to M15	4	6	-35.2	-40.7	-35.1	-34.9	-23.9	-21.25	2.7
	HT/VHT20 Beam Forming, M16 to M23	4	4	-33.1	-35.3	-35.1	-33.7	-24.0	-21.25	2.7
	HT/VHT20 STBC, M0 to M7	2	3	-31.5	-32.5			-26.0	-21.25	4.7
	HT/VHT20 STBC, M0 to M7	3	3	-31.5	-32.5	-29.5		-23.2	-21.25	2.0
	HT/VHT20 STBC, M0 to M7	4	3	-31.6	-34.0	-32.3	-30.7	-23.0	-21.25	1.7



2462	CCK, 1 to 11 Mbps	1	3	-49.7				-46.7	-21.25	25.5
	CCK, 1 to 11 Mbps	2	3	-49.7	-49.6			-43.6	-21.25	22.4
	CCK, 1 to 11 Mbps	3	3	-49.7	-49.6	-49.7		-41.9	-21.25	20.6
	CCK, 1 to 11 Mbps	4	3	-49.7	-49.6	-49.7	-49.4	-40.6	-21.25	19.3
	Non HT20, 6 to 54 Mbps	1	3	-28.4				-25.4	-21.25	4.2
	Non HT20, 6 to 54 Mbps	2	3	-28.4	-28.1			-22.2	-21.25	1.0
	Non HT20, 6 to 54 Mbps	3	3	-29.2	-30.3	-30.4		-22.2	-21.25	0.9
	Non HT20, 6 to 54 Mbps	4	3	-32.2	-31.0	-31.1	-31.3	-22.4	-21.25	1.1
	Non HT20 Beam Forming, 6 to 54 Mbps	2	6	-32.2	-31.0			-22.5	-21.25	1.3
	Non HT20 Beam Forming, 6 to 54 Mbps	3	8	-35.5	-34.7	-35.0		-22.5	-21.25	1.2
	Non HT20 Beam Forming, 6 to 54 Mbps	4	9	-36.1	-37.0	-36.8	-36.7	-21.6	-21.25	0.4
	HT/VHT20, M0 to M7	1	3	-27.2				-24.2	-21.25	3.0
	HT/VHT20, M0 to M7	2	3	-27.2	-28.1			-21.6	-21.25	0.4
	HT/VHT20, M8 to M15	2	3	-27.2	-28.1			-21.6	-21.25	0.4
	HT/VHT20, M0 to M7	3	3	-30.2	-29.1	-29.4		-21.8	-21.25	0.5
	HT/VHT20, M8 to M15	3	3	-30.2	-29.1	-29.4		-21.8	-21.25	0.5
	HT/VHT20, M16 to M23	3	3	-30.2	-29.1	-29.4		-21.8	-21.25	0.5
	HT/VHT20, M0 to M7	4	3	-31.3	-30.5	-30.5	-30.5	-21.7	-21.25	0.4
	HT/VHT20, M8 to M15	4	3	-31.3	-30.5	-30.5	-30.5	-21.7	-21.25	0.4
	HT/VHT20, M16 to M23	4	3	-31.3	-30.5	-30.5	-30.5	-21.7	-21.25	0.4
	HT/VHT20 Beam Forming, M0 to M7	2	6	-31.3	-30.5			-21.9	-21.25	0.6
	HT/VHT20 Beam Forming, M8 to M15	2	3	-27.2	-28.1			-21.6	-21.25	0.4
	HT/VHT20 Beam Forming, M0 to M7	3	8	-34.8	-34.5	-33.2		-21.5	-21.25	0.3
	HT/VHT20 Beam Forming, M8 to M15	3	5	-31.8	-31.8	-29.7		-21.4	-21.25	0.2
	HT/VHT20 Beam Forming, M16 to M23	3	3	-30.2	-29.1	-29.4		-21.8	-21.25	0.5
	HT/VHT20 Beam Forming, M0 to M7	4	9	-37.3	-37.2	-36.0	-36.6	-21.7	-21.25	0.5
	HT/VHT20 Beam Forming, M8 to M15	4	6	-34.8	-34.5	-33.2	-34.1	-22.1	-21.25	0.8
	HT/VHT20 Beam Forming, M16 to M23	4	4	-33.2	-32.0	-32.6	-31.8	-22.1	-21.25	0.9
	HT/VHT20 STBC, M0 to M7	2	3	-27.2	-28.1			-21.6	-21.25	0.4
	HT/VHT20 STBC, M0 to M7	3	3	-30.2	-29.1	-29.4		-21.8	-21.25	0.5
	HT/VHT20 STBC, M0 to M7	4	3	-31.3	-30.5	-30.5	-30.5	-21.7	-21.25	0.4

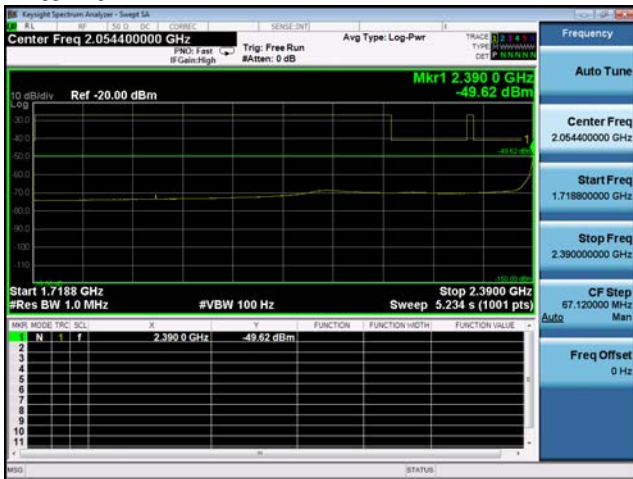


**Conducted Bandedge Average, 2412 MHz, HT/VHT20, M0 to M7**



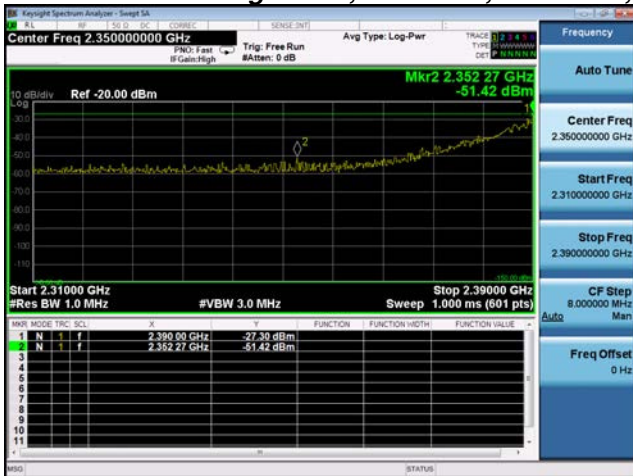
**Antenna A**

**Antenna B**

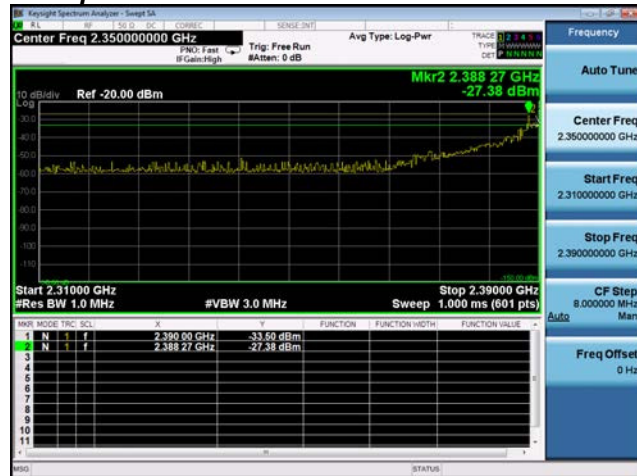


**Antenna C**

**Conducted Bandedge Peak, 2412 MHz, Non HT20, 6 to 54 Mbps**



**Antenna A**



**Antenna B**



Antenna Gain : 4 dBi

Frequency (MHz)	Mode	Tx Paths	Correlated Antenna Gain (dBi)	Tx 1 Bandedge Level (dBm)	Tx 2 Bandedge Level (dBm)	Tx 3 Bandedge Level (dBm)	Tx 4 Bandedge Level (dBm)	Total Tx Bandedge Level (dBm)	Limit (dBm)	Margin (dB)
2412	CCK, 1 to 11 Mbps	1	4	-61.6				-57.6	-41.25	16.4
	CCK, 1 to 11 Mbps	2	4	-61.6	-62.0			-54.8	-41.25	13.5
	CCK, 1 to 11 Mbps	3	4	-61.6	-62.0	-63.2		-53.4	-41.25	12.2
	CCK, 1 to 11 Mbps	4	4	-61.6	-62.0	-63.2	-62.2	-52.2	-41.25	10.9
	Non HT20, 6 to 54 Mbps	1	4	-50.4				-46.4	-41.25	5.2
	Non HT20, 6 to 54 Mbps	2	4	-52.4	-55.6			-46.7	-41.25	5.5
	Non HT20, 6 to 54 Mbps	3	4	-52.4	-55.6	-54.5		-45.2	-41.25	3.9
	Non HT20, 6 to 54 Mbps	4	4	-52.4	-55.6	-54.5	-52.6	-43.6	-41.25	2.3
	Non HT20 Beam Forming, 6 to 54 Mbps	2	7	-52.4	-55.6			-43.7	-41.25	2.5
	Non HT20 Beam Forming, 6 to 54 Mbps	3	9	-58.4	-61.5	-59.9		-46.2	-41.25	4.9
	Non HT20 Beam Forming, 6 to 54 Mbps	4	10	-61.9	-64.3	-63.5	-62.5	-46.9	-41.25	5.7
	HT/VHT20, M0 to M7	1	4	-47.6				-43.6	-41.25	2.4
	HT/VHT20, M0 to M7	2	4	-47.6	-50.9			-41.9	-41.25	0.7
	HT/VHT20, M8 to M15	2	4	-47.6	-50.9			-41.9	-41.25	0.7
	HT/VHT20, M0 to M7	3	4	-50.0	-53.2	-51.6		-42.6	-41.25	1.4
	HT/VHT20, M8 to M15	3	4	-50.0	-53.2	-51.6		-42.6	-41.25	1.4
	HT/VHT20, M16 to M23	3	4	-50.0	-53.2	-51.6		-42.6	-41.25	1.4
	HT/VHT20, M0 to M7	4	4	-52.1	-55.4	-53.7	-52.3	-43.2	-41.25	1.9
	HT/VHT20, M8 to M15	4	4	-52.1	-55.4	-53.7	-52.3	-43.2	-41.25	1.9
	HT/VHT20, M16 to M23	4	4	-52.1	-55.4	-53.7	-52.3	-43.2	-41.25	1.9
	<b>HT/VHT20 Beam Forming, M0 to M7</b>	<b>2</b>	<b>7</b>	<b>-50.0</b>	<b>-53.2</b>			<b>-41.3</b>	<b>-41.25</b>	<b>0.1</b>
	HT/VHT20 Beam Forming, M8 to M15	2	4	-47.6	-50.9			-41.9	-41.25	0.7
	HT/VHT20 Beam Forming, M0 to M7	3	9	-54.5	-57.5	-55.8		-42.2	-41.25	0.9
	HT/VHT20 Beam Forming, M8 to M15	3	6	-52.1	-55.4	-53.7		-43.0	-41.25	1.7
	HT/VHT20 Beam Forming, M16 to M23	3	4	-50.0	-53.2	-51.6		-42.6	-41.25	1.4
	HT/VHT20 Beam Forming, M0 to M7	4	10	-60.1	-62.9	-61.7	-60.6	-45.2	-41.25	3.9
	HT/VHT20 Beam Forming, M8 to M15	4	7	-54.5	-57.5	-55.8	-54.4	-42.4	-41.25	1.1
	HT/VHT20 Beam Forming, M16 to M23	4	5	-52.1	-55.4	-53.7	-52.3	-42.0	-41.25	0.7
	HT/VHT20 STBC, M0 to M7	2	4	-47.6	-50.9			-41.9	-41.25	0.7
	HT/VHT20 STBC, M0 to M7	3	4	-50.0	-53.2	-51.6		-42.6	-41.25	1.4
	HT/VHT20 STBC, M0 to M7	4	4	-52.1	-55.4	-53.7	-52.3	-43.2	-41.25	1.9



2462	CCK, 1 to 11 Mbps	1	4	-62.3				-58.3	-41.25	17.1
	CCK, 1 to 11 Mbps	2	4	-62.3	-61.3			-54.8	-41.25	13.5
	CCK, 1 to 11 Mbps	3	4	-62.3	-61.3	-61.8		-53.0	-41.25	11.8
	CCK, 1 to 11 Mbps	4	4	-62.3	-61.3	-61.8	-60.8	-51.5	-41.25	10.2
	Non HT20, 6 to 54 Mbps	1	4	-52.9				-48.9	-41.25	7.7
	Non HT20, 6 to 54 Mbps	2	4	-55.3	-55.3			-48.3	-41.25	7.0
	Non HT20, 6 to 54 Mbps	3	4	-58.9	-58.8	-57.2		-49.5	-41.25	8.2
	Non HT20, 6 to 54 Mbps	4	4	-58.9	-58.8	-57.2	-56.2	-47.6	-41.25	6.4
	Non HT20 Beam Forming, 6 to 54 Mbps	2	7	-58.9	-58.8			-48.8	-41.25	7.6
	Non HT20 Beam Forming, 6 to 54 Mbps	3	9	-64.9	-64.7	-64.3		-51.1	-41.25	9.8
	Non HT20 Beam Forming, 6 to 54 Mbps	4	10	-66.1	-68.4	-65.9	-65.7	-50.4	-41.25	9.1
	HT/VHT20, M0 to M7	1	4	-50.9				-46.9	-41.25	5.7
	HT/VHT20, M0 to M7	2	4	-53.4	-53.8			-46.6	-41.25	5.3
	HT/VHT20, M8 to M15	2	4	-53.4	-53.8			-46.6	-41.25	5.3
	HT/VHT20, M0 to M7	3	4	-55.5	-55.8	-53.9		-46.2	-41.25	5.0
	HT/VHT20, M8 to M15	3	4	-55.5	-55.8	-53.9		-46.2	-41.25	5.0
	HT/VHT20, M16 to M23	3	4	-55.5	-55.8	-53.9		-46.2	-41.25	5.0
	HT/VHT20, M0 to M7	4	4	-59.1	-60.2	-57.9	-56.9	-48.3	-41.25	7.1
	HT/VHT20, M8 to M15	4	4	-59.1	-60.2	-57.9	-56.9	-48.3	-41.25	7.1
	HT/VHT20, M16 to M23	4	4	-59.1	-60.2	-57.9	-56.9	-48.3	-41.25	7.1
	HT/VHT20 Beam Forming, M0 to M7	2	7	-57.3	-57.7			-47.5	-41.25	6.2
	HT/VHT20 Beam Forming, M8 to M15	2	4	-53.4	-53.8			-46.6	-41.25	5.3
	HT/VHT20 Beam Forming, M0 to M7	3	9	-65.1	-65.1	-64.5		-51.3	-41.25	10.1
	HT/VHT20 Beam Forming, M8 to M15	3	6	-59.1	-60.2	-57.9		-48.4	-41.25	7.1
	HT/VHT20 Beam Forming, M16 to M23	3	4	-55.5	-55.8	-53.9		-46.2	-41.25	5.0
	HT/VHT20 Beam Forming, M0 to M7	4	10	-65.9	-68.1	-65.5	-65.4	-50.1	-41.25	8.8
	HT/VHT20 Beam Forming, M8 to M15	4	7	-65.1	-65.1	-64.5	-63.9	-51.6	-41.25	10.4
	HT/VHT20 Beam Forming, M16 to M23	4	5	-62.9	-63.4	-62.2	-61.4	-51.2	-41.25	9.9
	HT/VHT20 STBC, M0 to M7	2	4	-53.4	-53.8			-46.6	-41.25	5.3
	HT/VHT20 STBC, M0 to M7	3	4	-55.5	-55.8	-53.9		-46.2	-41.25	5.0
	HT/VHT20 STBC, M0 to M7	4	4	-59.1	-60.2	-57.9	-56.9	-48.3	-41.25	7.1



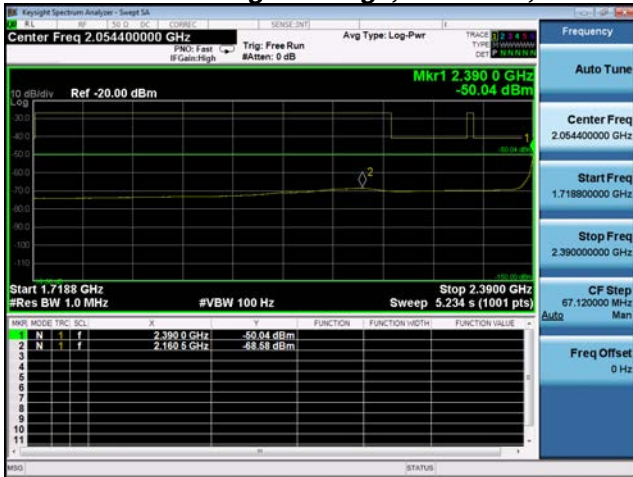
Frequency (MHz)	Mode	Tx Paths	Correlated Antenna Gain (dBi)	Tx 1 Bandedge Level (dBm)	Tx 2 Bandedge Level (dBm)	Tx 3 Bandedge Level (dBm)	Tx 4 Bandedge Level (dBm)	Total Tx Bandedge Level (dBm)	Limit (dBm)	Margin (dB)
2412	CCK, 1 to 11 Mbps	1	4	-50.7				-46.7	-21.25	25.5
	CCK, 1 to 11 Mbps	2	4	-50.7	-51.6			-44.1	-21.25	22.9
	CCK, 1 to 11 Mbps	3	4	-50.7	-51.6	-52.5		-42.8	-21.25	21.5
	CCK, 1 to 11 Mbps	4	4	-50.7	-51.6	-52.5	-51.4	-41.5	-21.25	20.2
	Non HT20, 6 to 54 Mbps	1	4	-27.3				-23.3	-21.25	2.1
	Non HT20, 6 to 54 Mbps	2	4	-34.0	-38.7			-28.7	-21.25	7.5
	Non HT20, 6 to 54 Mbps	3	4	-34.0	-38.7	-36.4		-27.2	-21.25	5.9
	Non HT20, 6 to 54 Mbps	4	4	-34.0	-38.7	-36.4	-35.1	-25.7	-21.25	4.5
	Non HT20 Beam Forming, 6 to 54 Mbps	2	7	-34.0	-38.7			-25.7	-21.25	4.5
	Non HT20 Beam Forming, 6 to 54 Mbps	3	9	-33.5	-36.5	-37.2		-21.8	-21.25	0.6
	Non HT20 Beam Forming, 6 to 54 Mbps	4	10	-37.6	-38.9	-37.2	-39.1	-22.1	-21.25	0.9
	HT/VHT20, M0 to M7	1	4	-31.5				-27.5	-21.25	6.3
	HT/VHT20, M0 to M7	2	4	-31.5	-32.5			-25.0	-21.25	3.7
	HT/VHT20, M8 to M15	2	4	-31.5	-32.5			-25.0	-21.25	3.7
	HT/VHT20, M0 to M7	3	4	-31.6	-34.0	-32.3		-23.8	-21.25	2.5
	HT/VHT20, M8 to M15	3	4	-31.6	-34.0	-32.3		-23.8	-21.25	2.5
	HT/VHT20, M16 to M23	3	4	-31.6	-34.0	-32.3		-23.8	-21.25	2.5
	HT/VHT20, M0 to M7	4	4	-33.1	-35.3	-35.1	-33.7	-24.2	-21.25	2.9
	HT/VHT20, M8 to M15	4	4	-33.1	-35.3	-35.1	-33.7	-24.2	-21.25	2.9
	HT/VHT20, M16 to M23	4	4	-33.1	-35.3	-35.1	-33.7	-24.2	-21.25	2.9
	HT/VHT20 Beam Forming, M0 to M7	2	7	-31.6	-34.0			-22.6	-21.25	1.4
	HT/VHT20 Beam Forming, M8 to M15	2	4	-31.5	-32.5			-25.0	-21.25	3.7
	HT/VHT20 Beam Forming, M0 to M7	3	9	-35.2	-40.7	-35.1		-22.8	-21.25	1.5
	HT/VHT20 Beam Forming, M8 to M15	3	6	-33.1	-35.3	-35.1		-23.8	-21.25	2.6
	HT/VHT20 Beam Forming, M16 to M23	3	4	-31.6	-34.0	-32.3		-23.8	-21.25	2.5
	HT/VHT20 Beam Forming, M0 to M7	4	10	-36.3	-38.5	-38.0	-38.2	-21.6	-21.25	0.4
	HT/VHT20 Beam Forming, M8 to M15	4	7	-35.2	-40.7	-35.1	-34.9	-22.9	-21.25	1.7
	HT/VHT20 Beam Forming, M16 to M23	4	5	-33.1	-35.3	-35.1	-33.7	-23.0	-21.25	1.7
	HT/VHT20 STBC, M0 to M7	2	4	-31.5	-32.5			-25.0	-21.25	3.7
	HT/VHT20 STBC, M0 to M7	3	4	-31.6	-34.0	-32.3		-23.8	-21.25	2.5
	HT/VHT20 STBC, M0 to M7	4	4	-33.1	-35.3	-35.1	-33.7	-24.2	-21.25	2.9



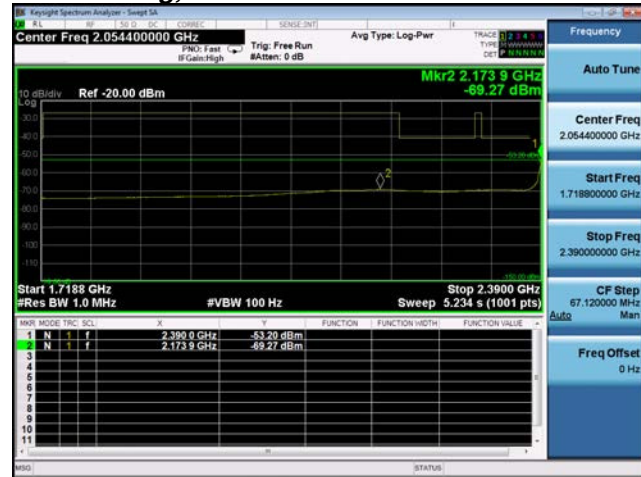
2462	CCK, 1 to 11 Mbps	1	4	-49.7				-45.7	-21.25	24.5
	CCK, 1 to 11 Mbps	2	4	-49.7	-49.6			-42.6	-21.25	21.4
	CCK, 1 to 11 Mbps	3	4	-49.7	-49.6	-49.7		-40.9	-21.25	19.6
	CCK, 1 to 11 Mbps	4	4	-49.7	-49.6	-49.7	-49.4	-39.6	-21.25	18.3
	Non HT20, 6 to 54 Mbps	1	4	-28.4				-24.4	-21.25	3.2
	Non HT20, 6 to 54 Mbps	2	4	-28.4	-29.2			-21.8	-21.25	0.5
	Non HT20, 6 to 54 Mbps	3	4	-32.2	-31.0	-31.1		-22.6	-21.25	1.4
	<b>Non HT20, 6 to 54 Mbps</b>	<b>4</b>	<b>4</b>	<b>-32.2</b>	<b>-31.0</b>	<b>-31.1</b>	<b>-31.3</b>	<b>-21.4</b>	<b>-21.25</b>	<b>0.1</b>
	Non HT20 Beam Forming, 6 to 54 Mbps	2	7	-32.2	-31.0			-21.5	-21.25	0.3
	Non HT20 Beam Forming, 6 to 54 Mbps	3	9	-35.5	-34.7	-35.0		-21.5	-21.25	0.2
	Non HT20 Beam Forming, 6 to 54 Mbps	4	10	-38.7	-38.2	-37.7	-36.9	-21.8	-21.25	0.6
	HT/VHT20, M0 to M7	1	4	-27.2				-23.2	-21.25	2.0
	HT/VHT20, M0 to M7	2	4	-30.2	-29.1			-22.6	-21.25	1.4
	HT/VHT20, M8 to M15	2	4	-30.2	-29.1			-22.6	-21.25	1.4
	HT/VHT20, M0 to M7	3	4	-31.3	-30.5	-30.5		-22.0	-21.25	0.7
	HT/VHT20, M8 to M15	3	4	-31.3	-30.5	-30.5		-22.0	-21.25	0.7
	HT/VHT20, M16 to M23	3	4	-31.3	-30.5	-30.5		-22.0	-21.25	0.7
	HT/VHT20, M0 to M7	4	4	-33.2	-32.0	-32.6	-31.8	-22.3	-21.25	1.1
	HT/VHT20, M8 to M15	4	4	-33.2	-32.0	-32.6	-31.8	-22.3	-21.25	1.1
	HT/VHT20, M16 to M23	4	4	-33.2	-32.0	-32.6	-31.8	-22.3	-21.25	1.1
	HT/VHT20 Beam Forming, M0 to M7	2	7	-31.8	-31.8			-21.8	-21.25	0.5
	HT/VHT20 Beam Forming, M8 to M15	2	4	-30.2	-29.1			-22.6	-21.25	1.4
	HT/VHT20 Beam Forming, M0 to M7	3	9	-36.5	-35.7	-36.0		-22.5	-21.25	1.2
	HT/VHT20 Beam Forming, M8 to M15	3	6	-33.2	-32.0	-32.6		-22.0	-21.25	0.8
	HT/VHT20 Beam Forming, M16 to M23	3	4	-31.3	-30.5	-30.5		-22.0	-21.25	0.7
	HT/VHT20 Beam Forming, M0 to M7	4	10	-39.2	-38.2	-37.8	-37.4	-22.1	-21.25	0.8
	HT/VHT20 Beam Forming, M8 to M15	4	7	-36.5	-35.7	-36.0	-34.2	-22.5	-21.25	1.2
	HT/VHT20 Beam Forming, M16 to M23	4	5	-34.8	-34.5	-33.2	-34.1	-22.9	-21.25	1.6
	HT/VHT20 STBC, M0 to M7	2	4	-30.2	-29.1			-22.6	-21.25	1.4
	HT/VHT20 STBC, M0 to M7	3	4	-31.3	-30.5	-30.5		-22.0	-21.25	0.7
	HT/VHT20 STBC, M0 to M7	4	4	-33.2	-32.0	-32.6	-31.8	-22.3	-21.25	1.1



**Conducted Bandedge Average, 2412 MHz, HT/VHT20 Beam Forming, M0 to M7**

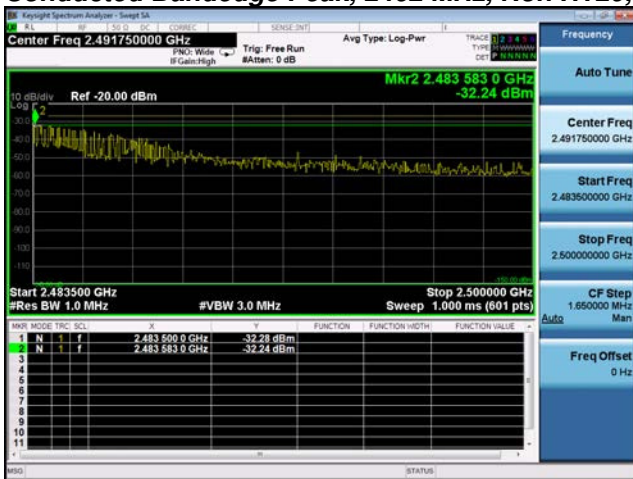


Antenna A

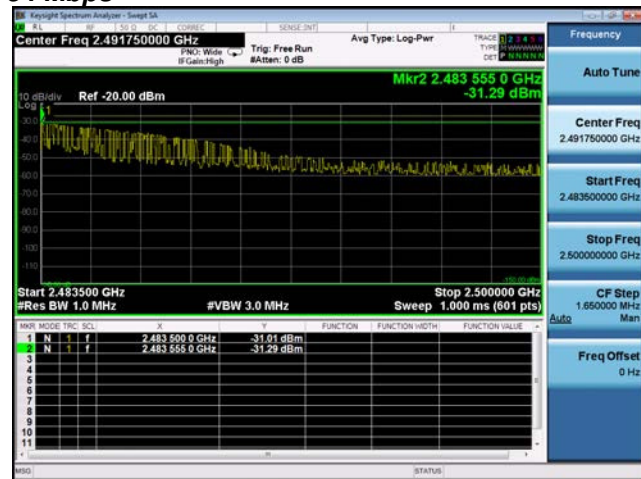


Antenna B

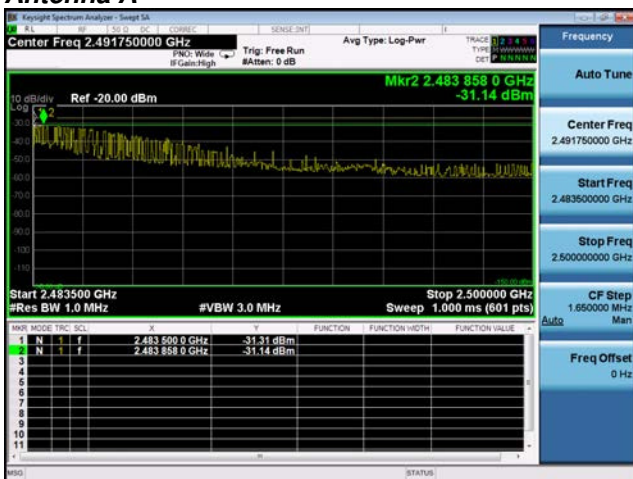
**Conducted Bandedge Peak, 2462 MHz, Non HT20, 6 to 54 Mbps**



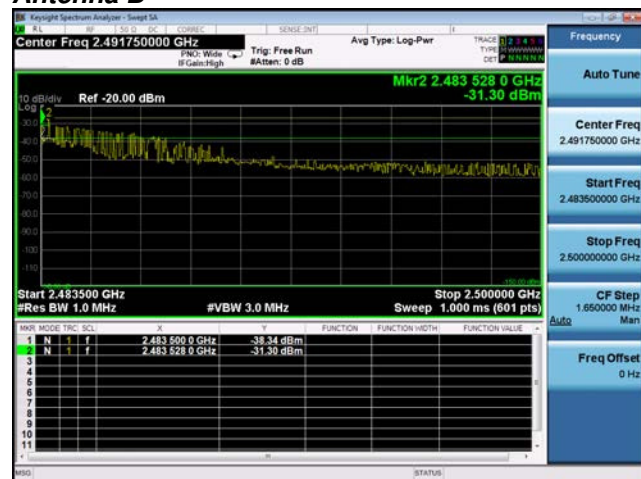
Antenna A



Antenna B



Antenna C



Antenna D





Antenna Gain : 5 dBi

Frequency (MHz)	Mode	Tx Paths	Correlated Antenna Gain (dBi)	Tx 1 Bandedge Level (dBm)	Tx 2 Bandedge Level (dBm)	Tx 3 Bandedge Level (dBm)	Tx 4 Bandedge Level (dBm)	Total Tx Bandedge Level (dBm)	Limit (dBm)	Margin (dB)
2412	CCK, 1 to 11 Mbps	1	5	-61.6				-56.6	-41.25	15.4
	CCK, 1 to 11 Mbps	2	5	-61.6	-62.0			-53.8	-41.25	12.5
	CCK, 1 to 11 Mbps	3	5	-61.6	-62.0	-63.2		-52.4	-41.25	11.2
	CCK, 1 to 11 Mbps	4	5	-61.6	-62.0	-63.2	-62.2	-51.2	-41.25	9.9
	Non HT20, 6 to 54 Mbps	1	5	-50.4				-45.4	-41.25	4.2
	Non HT20, 6 to 54 Mbps	2	5	-52.4	-55.6			-45.7	-41.25	4.5
	Non HT20, 6 to 54 Mbps	3	5	-52.4	-55.6	-54.5		-44.2	-41.25	2.9
	Non HT20, 6 to 54 Mbps	4	5	-52.4	-55.6	-54.5	-52.6	-42.6	-41.25	1.3
	Non HT20 Beam Forming, 6 to 54 Mbps	2	8	-52.4	-55.6			-42.7	-41.25	1.5
	Non HT20 Beam Forming, 6 to 54 Mbps	3	10	-61.9	-64.3	-63.5		-48.5	-41.25	7.3
	Non HT20 Beam Forming, 6 to 54 Mbps	4	11	-63.2	-65.0	-64.7	-63.8	-47.1	-41.25	5.8
	HT/VHT20, M0 to M7	1	5	-47.6				-42.6	-41.25	1.4
	HT/VHT20, M0 to M7	2	5	-50.0	-53.2			-43.3	-41.25	2.1
	HT/VHT20, M8 to M15	2	5	-50.0	-53.2			-43.3	-41.25	2.1
	HT/VHT20, M0 to M7	3	5	-50.0	-53.2	-51.6		-41.6	-41.25	0.4
	HT/VHT20, M8 to M15	3	5	-50.0	-53.2	-51.6		-41.6	-41.25	0.4
	HT/VHT20, M16 to M23	3	5	-50.0	-53.2	-51.6		-41.6	-41.25	0.4
	HT/VHT20, M0 to M7	4	5	-52.1	-55.4	-53.7	-52.3	-42.2	-41.25	0.9
	HT/VHT20, M8 to M15	4	5	-52.1	-55.4	-53.7	-52.3	-42.2	-41.25	0.9
	HT/VHT20, M16 to M23	4	5	-52.1	-55.4	-53.7	-52.3	-42.2	-41.25	0.9
	HT/VHT20 Beam Forming, M0 to M7	2	8	-52.1	-55.4			-42.4	-41.25	1.2
	HT/VHT20 Beam Forming, M8 to M15	2	5	-50.0	-53.2			-43.3	-41.25	2.1
	HT/VHT20 Beam Forming, M0 to M7	3	10	-56.5	-59.3	-58.1		-43.2	-41.25	2.0
	HT/VHT20 Beam Forming, M8 to M15	3	7	-52.1	-55.4	-53.7		-42.0	-41.25	0.7
	HT/VHT20 Beam Forming, M16 to M23	3	5	-50.0	-53.2	-51.6		-41.6	-41.25	0.4
	HT/VHT20 Beam Forming, M0 to M7	4	11	-61.9	-64.3	-63.3	-62.5	-45.9	-41.25	4.6
	<b>HT/VHT20 Beam Forming, M8 to M15</b>	<b>4</b>	<b>8</b>	<b>-54.5</b>	<b>-57.5</b>	<b>-55.8</b>	<b>-54.4</b>	<b>-41.4</b>	<b>-41.25</b>	<b>0.1</b>
	HT/VHT20 Beam Forming, M16 to M23	4	6	-54.5	-57.5	-55.8	-54.4	-43.2	-41.25	1.9
	HT/VHT20 STBC, M0 to M7	2	5	-50.0	-53.2			-43.3	-41.25	2.1
	HT/VHT20 STBC, M0 to M7	3	5	-50.0	-53.2	-51.6		-41.6	-41.25	0.4
	HT/VHT20 STBC, M0 to M7	4	5	-52.1	-55.4	-53.7	-52.3	-42.2	-41.25	0.9



2462	CCK, 1 to 11 Mbps	1	5	-62.3				-57.3	-41.25	16.1
	CCK, 1 to 11 Mbps	2	5	-62.3	-61.3			-53.8	-41.25	12.5
	CCK, 1 to 11 Mbps	3	5	-62.3	-61.3	-61.8		-52.0	-41.25	10.8
	CCK, 1 to 11 Mbps	4	5	-62.3	-61.3	-61.8	-60.8	-50.5	-41.25	9.2
	Non HT20, 6 to 54 Mbps	1	5	-52.9				-47.9	-41.25	6.7
	Non HT20, 6 to 54 Mbps	2	5	-57.2	-57.3			-49.2	-41.25	8.0
	Non HT20, 6 to 54 Mbps	3	5	-58.9	-58.8	-57.2		-48.5	-41.25	7.2
	Non HT20, 6 to 54 Mbps	4	5	-62.8	-63.0	-61.8	-61.1	-51.1	-41.25	9.8
	Non HT20 Beam Forming, 6 to 54 Mbps	2	8	-62.8	-63.0			-51.9	-41.25	10.6
	Non HT20 Beam Forming, 6 to 54 Mbps	3	10	-65.4	-65.2	-65.0		-50.6	-41.25	9.4
	Non HT20 Beam Forming, 6 to 54 Mbps	4	11	-68.6	-68.7	-68.7	-68.5	-51.6	-41.25	10.4
	HT/VHT20, M0 to M7	1	5	-50.9				-45.9	-41.25	4.7
	HT/VHT20, M0 to M7	2	5	-53.4	-53.8			-45.6	-41.25	4.3
	HT/VHT20, M8 to M15	2	5	-53.4	-53.8			-45.6	-41.25	4.3
	HT/VHT20, M0 to M7	3	5	-59.1	-60.2	-57.9		-49.2	-41.25	7.9
	HT/VHT20, M8 to M15	3	5	-59.1	-60.2	-57.9		-49.2	-41.25	7.9
	HT/VHT20, M16 to M23	3	5	-59.1	-60.2	-57.9		-49.2	-41.25	7.9
	HT/VHT20, M0 to M7	4	5	-59.1	-60.2	-57.9	-56.9	-47.3	-41.25	6.1
	HT/VHT20, M8 to M15	4	5	-59.1	-60.2	-57.9	-56.9	-47.3	-41.25	6.1
	HT/VHT20, M16 to M23	4	5	-59.1	-60.2	-57.9	-56.9	-47.3	-41.25	6.1
	HT/VHT20 Beam Forming, M0 to M7	2	8	-59.1	-60.2			-48.6	-41.25	7.4
	HT/VHT20 Beam Forming, M8 to M15	2	5	-53.4	-53.8			-45.6	-41.25	4.3
	HT/VHT20 Beam Forming, M0 to M7	3	10	-65.1	-65.1	-64.5		-50.3	-41.25	9.1
	HT/VHT20 Beam Forming, M8 to M15	3	7	-62.9	-63.4	-62.2		-51.2	-41.25	10.0
	HT/VHT20 Beam Forming, M16 to M23	3	5	-59.1	-60.2	-57.9		-49.2	-41.25	7.9
	HT/VHT20 Beam Forming, M0 to M7	4	11	-68.7	-68.7	-68.7	-68.6	-51.7	-41.25	10.4
	HT/VHT20 Beam Forming, M8 to M15	4	8	-65.1	-65.1	-64.5	-63.9	-50.6	-41.25	9.4
	HT/VHT20 Beam Forming, M16 to M23	4	6	-62.9	-63.4	-62.2	-61.4	-50.2	-41.25	8.9
	HT/VHT20 STBC, M0 to M7	2	5	-53.4	-53.8			-45.6	-41.25	4.3
	HT/VHT20 STBC, M0 to M7	3	5	-59.1	-60.2	-57.9		-49.2	-41.25	7.9
	HT/VHT20 STBC, M0 to M7	4	5	-59.1	-60.2	-57.9	-56.9	-47.3	-41.25	6.1



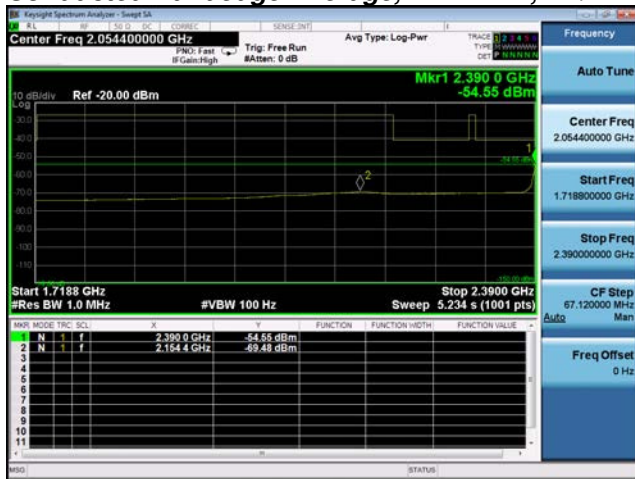
Frequency (MHz)	Mode	Tx Paths	Correlated Antenna Gain (dBi)	Tx 1 Bandedge Level (dBm)	Tx 2 Bandedge Level (dBm)	Tx 3 Bandedge Level (dBm)	Tx 4 Bandedge Level (dBm)	Total Tx Bandedge Level (dBm)	Limit (dBm)	Margin (dB)
2412	CCK, 1 to 11 Mbps	1	5	-50.7				-45.7	-21.25	24.5
	CCK, 1 to 11 Mbps	2	5	-50.7	-51.6			-43.1	-21.25	21.9
	CCK, 1 to 11 Mbps	3	5	-50.7	-51.6	-52.5		-41.8	-21.25	20.5
	CCK, 1 to 11 Mbps	4	5	-50.7	-51.6	-52.5	-51.4	-40.5	-21.25	19.2
	Non HT20, 6 to 54 Mbps	1	5	-27.3				-22.3	-21.25	1.1
	Non HT20, 6 to 54 Mbps	2	5	-34.0	-38.7			-27.7	-21.25	6.5
	Non HT20, 6 to 54 Mbps	3	5	-34.0	-38.7	-36.4		-26.2	-21.25	4.9
	Non HT20, 6 to 54 Mbps	4	5	-34.0	-38.7	-36.4	-35.1	-24.7	-21.25	3.5
	Non HT20 Beam Forming, 6 to 54 Mbps	2	8	-34.0	-38.7			-24.7	-21.25	3.5
	Non HT20 Beam Forming, 6 to 54 Mbps	3	10	-37.6	-38.9	-37.2		-23.3	-21.25	2.0
	Non HT20 Beam Forming, 6 to 54 Mbps	4	11	-39.4	-40.2	-39.4	-40.1	-22.7	-21.25	1.5
	HT/VHT20, M0 to M7	1	5	-31.5				-26.5	-21.25	5.3
	HT/VHT20, M0 to M7	2	5	-31.6	-34.0			-24.6	-21.25	3.4
	HT/VHT20, M8 to M15	2	5	-31.6	-34.0			-24.6	-21.25	3.4
	HT/VHT20, M0 to M7	3	5	-31.6	-34.0	-32.3		-22.8	-21.25	1.5
	HT/VHT20, M8 to M15	3	5	-31.6	-34.0	-32.3		-22.8	-21.25	1.5
	HT/VHT20, M16 to M23	3	5	-31.6	-34.0	-32.3		-22.8	-21.25	1.5
	HT/VHT20, M0 to M7	4	5	-33.1	-35.3	-35.1	-33.7	-23.2	-21.25	1.9
	HT/VHT20, M8 to M15	4	5	-33.1	-35.3	-35.1	-33.7	-23.2	-21.25	1.9
	HT/VHT20, M16 to M23	4	5	-33.1	-35.3	-35.1	-33.7	-23.2	-21.25	1.9
	HT/VHT20 Beam Forming, M0 to M7	2	8	-33.1	-35.3			-23.1	-21.25	1.8
	HT/VHT20 Beam Forming, M8 to M15	2	5	-31.6	-34.0			-24.6	-21.25	3.4
	HT/VHT20 Beam Forming, M0 to M7	3	10	-35.9	-38.8	-38.5		-23.0	-21.25	1.7
	HT/VHT20 Beam Forming, M8 to M15	3	7	-33.1	-35.3	-35.1		-22.8	-21.25	1.6
	HT/VHT20 Beam Forming, M16 to M23	3	5	-31.6	-34.0	-32.3		-22.8	-21.25	1.5
	HT/VHT20 Beam Forming, M0 to M7	4	11	-38.8	-39.8	-38.9	-39.6	-22.2	-21.25	1.0
	HT/VHT20 Beam Forming, M8 to M15	4	8	-35.2	-40.7	-35.1	-34.9	-21.9	-21.25	0.7
	HT/VHT20 Beam Forming, M16 to M23	4	6	-35.2	-40.7	-35.1	-34.9	-23.7	-21.25	2.5
	HT/VHT20 STBC, M0 to M7	2	5	-31.6	-34.0			-24.6	-21.25	3.4
	HT/VHT20 STBC, M0 to M7	3	5	-31.6	-34.0	-32.3		-22.8	-21.25	1.5
	HT/VHT20 STBC, M0 to M7	4	5	-33.1	-35.3	-35.1	-33.7	-23.2	-21.25	1.9



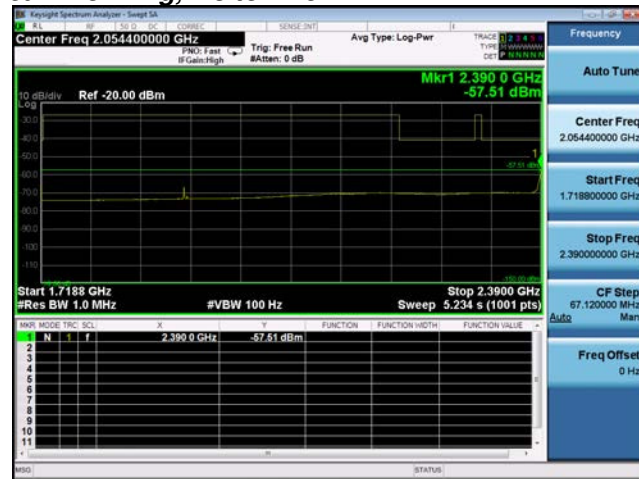
2462	CCK, 1 to 11 Mbps	1	5	-49.7				-44.7	-21.25	23.5
	CCK, 1 to 11 Mbps	2	5	-49.7	-49.6			-41.6	-21.25	20.4
	CCK, 1 to 11 Mbps	3	5	-49.7	-49.6	-49.7		-39.9	-21.25	18.6
	CCK, 1 to 11 Mbps	4	5	-49.7	-49.6	-49.7	-49.4	-38.6	-21.25	17.3
	Non HT20, 6 to 54 Mbps	1	5	-28.4				-23.4	-21.25	2.2
	Non HT20, 6 to 54 Mbps	2	5	-29.2	-30.3			-21.7	-21.25	0.5
	Non HT20, 6 to 54 Mbps	3	5	-32.2	-31.0	-31.1		-21.6	-21.25	0.4
	Non HT20, 6 to 54 Mbps	4	5	-34.7	-32.7	-33.1	-33.0	-22.3	-21.25	1.0
	Non HT20 Beam Forming, 6 to 54 Mbps	2	8	-34.7	-32.7			-22.6	-21.25	1.3
	Non HT20 Beam Forming, 6 to 54 Mbps	3	10	-36.7	-35.9	-35.7		-21.5	-21.25	0.3
	<b>Non HT20 Beam Forming, 6 to 54 Mbps</b>	<b>4</b>	<b>11</b>	<b>-37.9</b>	<b>-39.3</b>	<b>-38.9</b>	<b>-37.3</b>	<b>-21.3</b>	<b>-21.25</b>	<b>0.0</b>
	HT/VHT20, M0 to M7	1	5	-27.2				-22.2	-21.25	0.9
	HT/VHT20, M0 to M7	2	5	-30.2	-29.1			-21.6	-21.25	0.4
	HT/VHT20, M8 to M15	2	5	-30.2	-29.1			-21.6	-21.25	0.4
	HT/VHT20, M0 to M7	3	5	-33.2	-32.0	-32.6		-22.8	-21.25	1.6
	HT/VHT20, M8 to M15	3	5	-33.2	-32.0	-32.6		-22.8	-21.25	1.6
	HT/VHT20, M16 to M23	3	5	-33.2	-32.0	-32.6		-22.8	-21.25	1.6
	HT/VHT20, M0 to M7	4	5	-33.2	-32.0	-32.6	-31.8	-21.3	-21.25	0.1
	HT/VHT20, M8 to M15	4	5	-33.2	-32.0	-32.6	-31.8	-21.3	-21.25	0.1
	HT/VHT20, M16 to M23	4	5	-33.2	-32.0	-32.6	-31.8	-21.3	-21.25	0.1
	HT/VHT20 Beam Forming, M0 to M7	2	8	-33.2	-32.0			-21.5	-21.25	0.3
	HT/VHT20 Beam Forming, M8 to M15	2	5	-30.2	-29.1			-21.6	-21.25	0.4
	HT/VHT20 Beam Forming, M0 to M7	3	10	-36.5	-35.7	-36.0		-21.5	-21.25	0.2
	HT/VHT20 Beam Forming, M8 to M15	3	7	-34.8	-34.5	-33.2		-22.5	-21.25	1.3
	HT/VHT20 Beam Forming, M16 to M23	3	5	-33.2	-32.0	-32.6		-22.8	-21.25	1.6
	HT/VHT20 Beam Forming, M0 to M7	4	11	-38.8	-39.9	-39.8	-38.7	-22.2	-21.25	1.0
	HT/VHT20 Beam Forming, M8 to M15	4	8	-36.5	-35.7	-36.0	-34.2	-21.5	-21.25	0.2
	HT/VHT20 Beam Forming, M16 to M23	4	6	-34.8	-34.5	-33.2	-34.1	-21.9	-21.25	0.6
	HT/VHT20 STBC, M0 to M7	2	5	-30.2	-29.1			-21.6	-21.25	0.4
	HT/VHT20 STBC, M0 to M7	3	5	-33.2	-32.0	-32.6		-22.8	-21.25	1.6
	HT/VHT20 STBC, M0 to M7	4	5	-33.2	-32.0	-32.6	-31.8	-21.3	-21.25	0.1



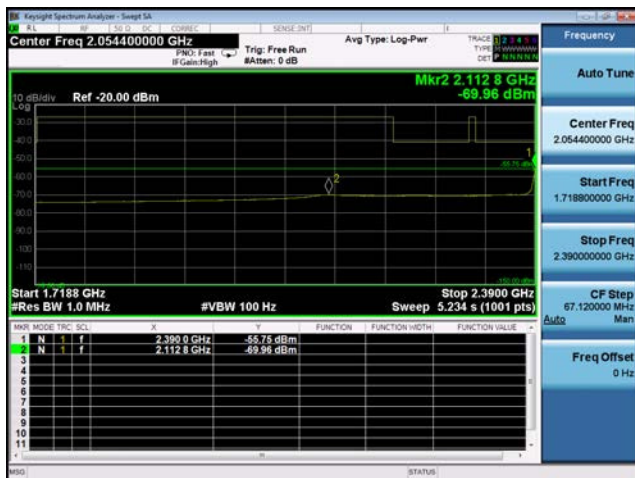
**Conducted Bandedge Average, 2412 MHz, HT/VHT20 Beam Forming, M8 to M15**



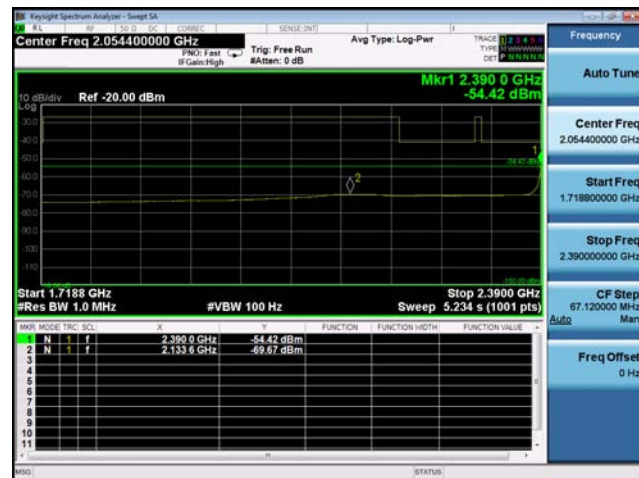
**Antenna A**



**Antenna B**



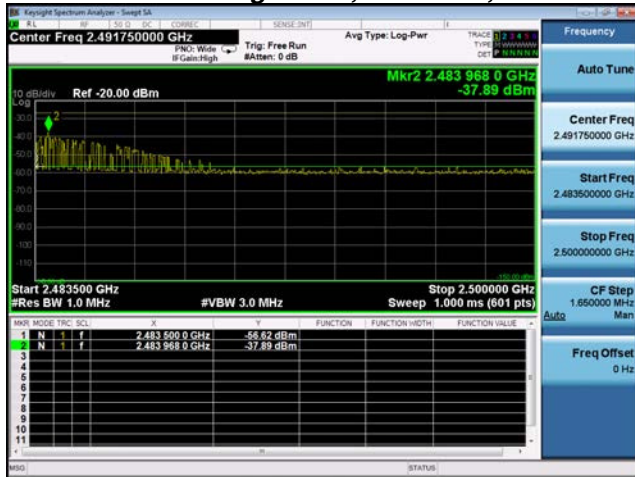
**Antenna C**



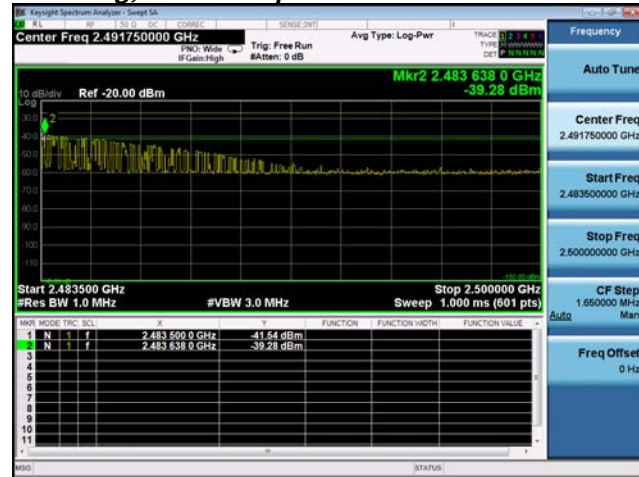
**Antenna D**



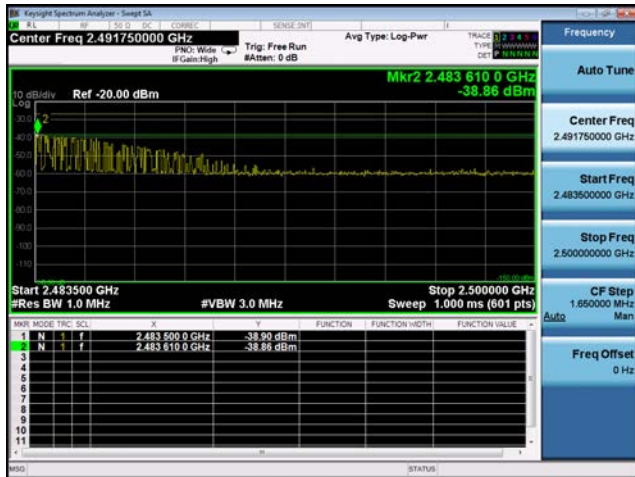
**Conducted Bandedge Peak, 2462 MHz, Non HT20 Beam Forming, 6 to 54 Mbps**



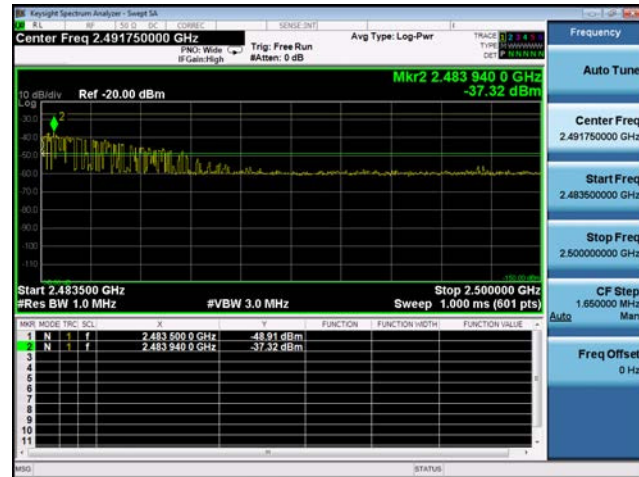
**Antenna A**



**Antenna B**



**Antenna C**



**Antenna D**



Antenna Gain : 6 dBi

Frequency (MHz)	Mode	Tx Paths	Correlated Antenna Gain (dBi)	Tx 1 Bandedge Level (dBm)	Tx 2 Bandedge Level (dBm)	Tx 3 Bandedge Level (dBm)	Tx 4 Bandedge Level (dBm)	Total Tx Bandedge Level (dBm)	Limit (dBm)	Margin (dB)
2412	CCK, 1 to 11 Mbps	1	6	-61.6				-55.6	-41.25	14.4
	CCK, 1 to 11 Mbps	2	6	-61.6	-62.0			-52.8	-41.25	11.5
	CCK, 1 to 11 Mbps	3	6	-61.6	-62.0	-63.2		-51.4	-41.25	10.2
	CCK, 1 to 11 Mbps	4	6	-62.1	-63.8	-63.6	-63.5	-51.2	-41.25	9.9
	Non HT20, 6 to 54 Mbps	1	6	-50.4				-44.4	-41.25	3.2
	Non HT20, 6 to 54 Mbps	2	6	-52.4	-55.6			-44.7	-41.25	3.5
	Non HT20, 6 to 54 Mbps	3	6	-52.4	-55.6	-54.5		-43.2	-41.25	1.9
	Non HT20, 6 to 54 Mbps	4	6	-52.4	-55.6	-54.5	-52.6	-41.6	-41.25	0.3
	Non HT20 Beam Forming, 6 to 54 Mbps	2	9	-52.4	-55.6			-41.7	-41.25	0.5
	Non HT20 Beam Forming, 6 to 54 Mbps	3	11	-61.9	-64.3	-63.5		-47.5	-41.25	6.3
	Non HT20 Beam Forming, 6 to 54 Mbps	4	12	-65.3	-66.3	-66.3	-65.9	-47.9	-41.25	6.7
	HT/VHT20, M0 to M7	1	6	-47.6				-41.6	-41.25	0.4
	HT/VHT20, M0 to M7	2	6	-50.0	-53.2			-42.3	-41.25	1.1
	HT/VHT20, M8 to M15	2	6	-50.0	-53.2			-42.3	-41.25	1.1
	HT/VHT20, M0 to M7	3	6	-52.1	-55.4	-53.7		-42.8	-41.25	1.5
	HT/VHT20, M8 to M15	3	6	-52.1	-55.4	-53.7		-42.8	-41.25	1.5
	HT/VHT20, M16 to M23	3	6	-52.1	-55.4	-53.7		-42.8	-41.25	1.5
	HT/VHT20, M0 to M7	4	6	-54.5	-57.5	-55.8	-54.4	-43.4	-41.25	2.1
	HT/VHT20, M8 to M15	4	6	-54.5	-57.5	-55.8	-54.4	-43.4	-41.25	2.1
	HT/VHT20, M16 to M23	4	6	-54.5	-57.5	-55.8	-54.4	-43.4	-41.25	2.1
	<b>HT/VHT20 Beam Forming, M0 to M7</b>	<b>2</b>	<b>9</b>	<b>-52.1</b>	<b>-55.4</b>			<b>-41.4</b>	<b>-41.25</b>	<b>0.2</b>
	HT/VHT20 Beam Forming, M8 to M15	2	6	-50.0	-53.2			-42.3	-41.25	1.1
	HT/VHT20 Beam Forming, M0 to M7	3	11	-56.5	-59.3	-58.1		-42.2	-41.25	1.0
	HT/VHT20 Beam Forming, M8 to M15	3	8	-54.5	-57.5	-55.8		-43.2	-41.25	1.9
	HT/VHT20 Beam Forming, M16 to M23	3	6	-52.1	-55.4	-53.7		-42.8	-41.25	1.5
	HT/VHT20 Beam Forming, M0 to M7	4	12	-64.6	-65.9	-65.6	-65.1	-47.3	-41.25	6.0
	HT/VHT20 Beam Forming, M8 to M15	4	9	-56.5	-59.3	-58.1	-56.9	-42.5	-41.25	1.3
	HT/VHT20 Beam Forming, M16 to M23	4	7	-54.5	-57.5	-55.8	-54.4	-42.2	-41.25	0.9
	HT/VHT20 STBC, M0 to M7	2	6	-50.0	-53.2			-42.3	-41.25	1.1
	HT/VHT20 STBC, M0 to M7	3	6	-52.1	-55.4	-53.7		-42.8	-41.25	1.5
	HT/VHT20 STBC, M0 to M7	4	6	-54.5	-57.5	-55.8	-54.4	-43.4	-41.25	2.1



2462	CCK, 1 to 11 Mbps	1	6	-62.3				-56.3	-41.25	15.1
	CCK, 1 to 11 Mbps	2	6	-62.3	-61.3			-52.8	-41.25	11.5
	CCK, 1 to 11 Mbps	3	6	-62.3	-61.3	-61.8		-51.0	-41.25	9.8
	CCK, 1 to 11 Mbps	4	6	-62.3	-61.3	-61.8	-60.8	-49.5	-41.25	8.2
	Non HT20, 6 to 54 Mbps	1	6	-52.9				-46.9	-41.25	5.7
	Non HT20, 6 to 54 Mbps	2	6	-58.9	-58.8			-49.8	-41.25	8.6
	Non HT20, 6 to 54 Mbps	3	6	-60.2	-61.8	-59.1		-49.5	-41.25	8.2
	Non HT20, 6 to 54 Mbps	4	6	-62.8	-63.0	-61.8	-61.1	-50.1	-41.25	8.8
	Non HT20 Beam Forming, 6 to 54 Mbps	2	9	-62.8	-63.0			-50.9	-41.25	9.6
	Non HT20 Beam Forming, 6 to 54 Mbps	3	11	-66.1	-68.4	-65.9		-51.1	-41.25	9.8
	Non HT20 Beam Forming, 6 to 54 Mbps	4	12	-68.9	-68.9	-69.1	-69.0	-51.0	-41.25	9.7
	HT/VHT20, M0 to M7	1	6	-53.4				-47.4	-41.25	6.2
	HT/VHT20, M0 to M7	2	6	-55.5	-55.8			-46.6	-41.25	5.4
	HT/VHT20, M8 to M15	2	6	-55.5	-55.8			-46.6	-41.25	5.4
	HT/VHT20, M0 to M7	3	6	-59.1	-60.2	-57.9		-48.2	-41.25	6.9
	HT/VHT20, M8 to M15	3	6	-59.1	-60.2	-57.9		-48.2	-41.25	6.9
	HT/VHT20, M16 to M23	3	6	-59.1	-60.2	-57.9		-48.2	-41.25	6.9
	HT/VHT20, M0 to M7	4	6	-62.9	-63.4	-62.2	-61.4	-50.4	-41.25	9.1
	HT/VHT20, M8 to M15	4	6	-62.9	-63.4	-62.2	-61.4	-50.4	-41.25	9.1
	HT/VHT20, M16 to M23	4	6	-62.9	-63.4	-62.2	-61.4	-50.4	-41.25	9.1
	HT/VHT20 Beam Forming, M0 to M7	2	9	-62.9	-63.4			-51.1	-41.25	9.9
	HT/VHT20 Beam Forming, M8 to M15	2	6	-55.5	-55.8			-46.6	-41.25	5.4
	HT/VHT20 Beam Forming, M0 to M7	3	11	-65.9	-68.1	-65.5		-50.8	-41.25	9.5
	HT/VHT20 Beam Forming, M8 to M15	3	8	-62.9	-63.4	-62.2		-50.2	-41.25	9.0
	HT/VHT20 Beam Forming, M16 to M23	3	6	-59.1	-60.2	-57.9		-48.2	-41.25	6.9
	HT/VHT20 Beam Forming, M0 to M7	4	12	-69.0	-68.8	-68.9	-68.8	-50.9	-41.25	9.6
	HT/VHT20 Beam Forming, M8 to M15	4	9	-65.5	-65.3	-65.1	-64.7	-50.1	-41.25	8.9
	HT/VHT20 Beam Forming, M16 to M23	4	7	-65.1	-65.1	-64.5	-63.9	-51.4	-41.25	10.2
	HT/VHT20 STBC, M0 to M7	2	6	-55.5	-55.8			-46.6	-41.25	5.4
	HT/VHT20 STBC, M0 to M7	3	6	-59.1	-60.2	-57.9		-48.2	-41.25	6.9
	HT/VHT20 STBC, M0 to M7	4	6	-62.9	-63.4	-62.2	-61.4	-50.4	-41.25	9.1





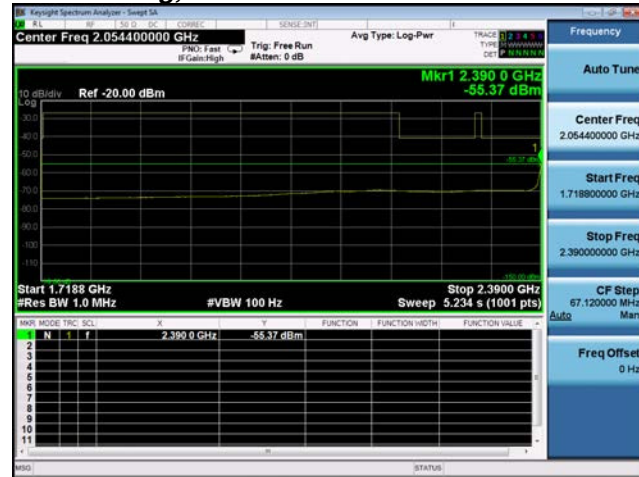
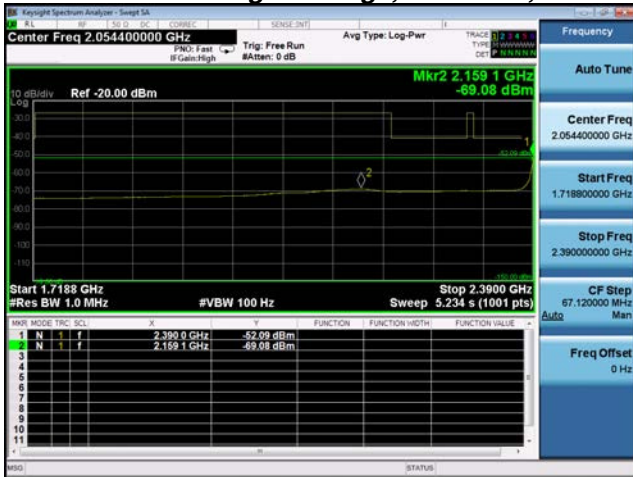
Frequency (MHz)	Mode	Tx Paths	Correlated Antenna Gain (dBi)	Tx 1 Bandedge Level (dBm)	Tx 2 Bandedge Level (dBm)	Tx 3 Bandedge Level (dBm)	Tx 4 Bandedge Level (dBm)	Total Tx Bandedge Level (dBm)	Limit (dBm)	Margin (dB)
2412	CCK, 1 to 11 Mbps	1	6	-50.7				-44.7	-21.25	23.5
	CCK, 1 to 11 Mbps	2	6	-50.7	-51.6			-42.1	-21.25	20.9
	CCK, 1 to 11 Mbps	3	6	-50.7	-51.6	-52.5		-40.8	-21.25	19.5
	CCK, 1 to 11 Mbps	4	6	-52.5	-50.3	-53.2	-52.1	-39.9	-21.25	18.6
	Non HT20, 6 to 54 Mbps	1	6	-27.3				-21.3	-21.25	0.1
	Non HT20, 6 to 54 Mbps	2	6	-34.0	-38.7			-26.7	-21.25	5.5
	Non HT20, 6 to 54 Mbps	3	6	-34.0	-38.7	-36.4		-25.2	-21.25	3.9
	Non HT20, 6 to 54 Mbps	4	6	-34.0	-38.7	-36.4	-35.1	-23.7	-21.25	2.5
	Non HT20 Beam Forming, 6 to 54 Mbps	2	9	-34.0	-38.7			-23.7	-21.25	2.5
	Non HT20 Beam Forming, 6 to 54 Mbps	3	11	-37.6	-38.9	-37.2		-22.3	-21.25	1.0
	Non HT20 Beam Forming, 6 to 54 Mbps	4	12	-41.1	-43.2	-41.9	-36.8	-22.0	-21.25	0.7
	HT/VHT20, M0 to M7	1	6	-31.5				-25.5	-21.25	4.3
	HT/VHT20, M0 to M7	2	6	-31.6	-34.0			-23.6	-21.25	2.4
	HT/VHT20, M8 to M15	2	6	-31.6	-34.0			-23.6	-21.25	2.4
	HT/VHT20, M0 to M7	3	6	-33.1	-35.3	-35.1		-23.6	-21.25	2.4
	HT/VHT20, M8 to M15	3	6	-33.1	-35.3	-35.1		-23.6	-21.25	2.4
	HT/VHT20, M16 to M23	3	6	-33.1	-35.3	-35.1		-23.6	-21.25	2.4
	HT/VHT20, M0 to M7	4	6	-35.2	-40.7	-35.1	-34.9	-23.9	-21.25	2.7
	HT/VHT20, M8 to M15	4	6	-35.2	-40.7	-35.1	-34.9	-23.9	-21.25	2.7
	HT/VHT20, M16 to M23	4	6	-35.2	-40.7	-35.1	-34.9	-23.9	-21.25	2.7
	HT/VHT20 Beam Forming, M0 to M7	2	9	-33.1	-35.3			-22.1	-21.25	0.8
	HT/VHT20 Beam Forming, M8 to M15	2	6	-31.6	-34.0			-23.6	-21.25	2.4
	HT/VHT20 Beam Forming, M0 to M7	3	11	-35.9	-38.8	-38.5		-22.0	-21.25	0.7
	HT/VHT20 Beam Forming, M8 to M15	3	8	-35.2	-40.7	-35.1		-23.8	-21.25	2.5
	HT/VHT20 Beam Forming, M16 to M23	3	6	-33.1	-35.3	-35.1		-23.6	-21.25	2.4
	HT/VHT20 Beam Forming, M0 to M7	4	12	-40.9	-41.7	-41.5	-43.1	-23.7	-21.25	2.5
	HT/VHT20 Beam Forming, M8 to M15	4	9	-35.9	-38.8	-38.5	-36.0	-22.1	-21.25	0.8
	HT/VHT20 Beam Forming, M16 to M23	4	7	-35.2	-40.7	-35.1	-34.9	-22.7	-21.25	1.5
	HT/VHT20 STBC, M0 to M7	2	6	-31.6	-34.0			-23.6	-21.25	2.4
	HT/VHT20 STBC, M0 to M7	3	6	-33.1	-35.3	-35.1		-23.6	-21.25	2.4
	HT/VHT20 STBC, M0 to M7	4	6	-35.2	-40.7	-35.1	-34.9	-23.9	-21.25	2.7



2462	CCK, 1 to 11 Mbps	1	6	-49.7				-43.7	-21.25	22.5
	CCK, 1 to 11 Mbps	2	6	-49.7	-49.6			-40.6	-21.25	19.4
	CCK, 1 to 11 Mbps	3	6	-49.7	-49.6	-49.7		-38.9	-21.25	17.6
	CCK, 1 to 11 Mbps	4	6	-49.7	-49.6	-49.7	-49.4	-37.6	-21.25	16.3
	Non HT20, 6 to 54 Mbps	1	6	-28.4				-22.4	-21.25	1.2
	Non HT20, 6 to 54 Mbps	2	6	-32.2	-31.0			-22.5	-21.25	1.3
	Non HT20, 6 to 54 Mbps	3	6	-33.2	-31.3	-32.2		-21.4	-21.25	0.1
	<b>Non HT20, 6 to 54 Mbps</b>	<b>4</b>	<b>6</b>	<b>-34.7</b>	<b>-32.7</b>	<b>-33.1</b>	<b>-33.0</b>	<b>-21.3</b>	<b>-21.25</b>	<b>0.0</b>
	Non HT20 Beam Forming, 6 to 54 Mbps	2	9	-34.7	-32.7			-21.6	-21.25	0.3
	Non HT20 Beam Forming, 6 to 54 Mbps	3	11	-38.7	-38.2	-37.7		-22.6	-21.25	1.4
	Non HT20 Beam Forming, 6 to 54 Mbps	4	12	-41.1	-41.3	-41.3	-40.5	-23.0	-21.25	1.8
	HT/VHT20, M0 to M7	1	6	-30.2				-24.2	-21.25	3.0
	HT/VHT20, M0 to M7	2	6	-31.3	-30.5			-21.9	-21.25	0.6
	HT/VHT20, M8 to M15	2	6	-31.3	-30.5			-21.9	-21.25	0.6
	HT/VHT20, M0 to M7	3	6	-33.2	-32.0	-32.6		-21.8	-21.25	0.6
	HT/VHT20, M8 to M15	3	6	-33.2	-32.0	-32.6		-21.8	-21.25	0.6
	HT/VHT20, M16 to M23	3	6	-33.2	-32.0	-32.6		-21.8	-21.25	0.6
	HT/VHT20, M0 to M7	4	6	-34.8	-34.5	-33.2	-34.1	-22.1	-21.25	0.8
	HT/VHT20, M8 to M15	4	6	-34.8	-34.5	-33.2	-34.1	-22.1	-21.25	0.8
	HT/VHT20, M16 to M23	4	6	-34.8	-34.5	-33.2	-34.1	-22.1	-21.25	0.8
	HT/VHT20 Beam Forming, M0 to M7	2	9	-34.8	-34.5			-22.6	-21.25	1.4
	HT/VHT20 Beam Forming, M8 to M15	2	6	-31.3	-30.5			-21.9	-21.25	0.6
	HT/VHT20 Beam Forming, M0 to M7	3	11	-39.2	-38.2	-37.8		-22.8	-21.25	1.5
	HT/VHT20 Beam Forming, M8 to M15	3	8	-34.8	-34.5	-33.2		-21.5	-21.25	0.3
	HT/VHT20 Beam Forming, M16 to M23	3	6	-33.2	-32.0	-32.6		-21.8	-21.25	0.6
	HT/VHT20 Beam Forming, M0 to M7	4	12	-41.3	-40.9	-40.9	-40.5	-22.9	-21.25	1.6
	HT/VHT20 Beam Forming, M8 to M15	4	9	-37.3	-37.2	-36.0	-36.6	-21.7	-21.25	0.5
	HT/VHT20 Beam Forming, M16 to M23	4	7	-36.5	-35.7	-36.0	-34.2	-22.3	-21.25	1.0
	HT/VHT20 STBC, M0 to M7	2	6	-31.3	-30.5			-21.9	-21.25	0.6
	HT/VHT20 STBC, M0 to M7	3	6	-33.2	-32.0	-32.6		-21.8	-21.25	0.6
	HT/VHT20 STBC, M0 to M7	4	6	-34.8	-34.5	-33.2	-34.1	-22.1	-21.25	0.8



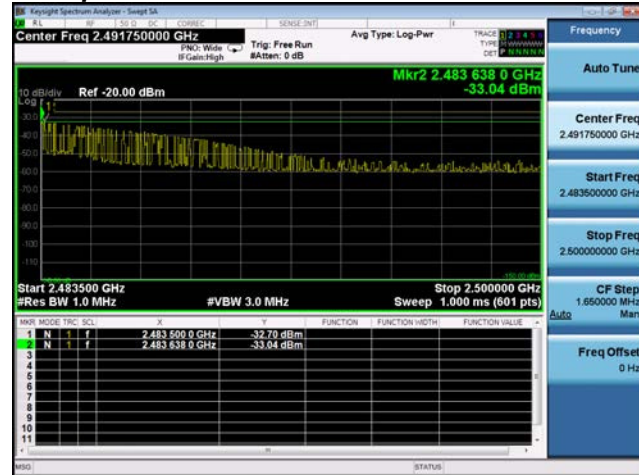
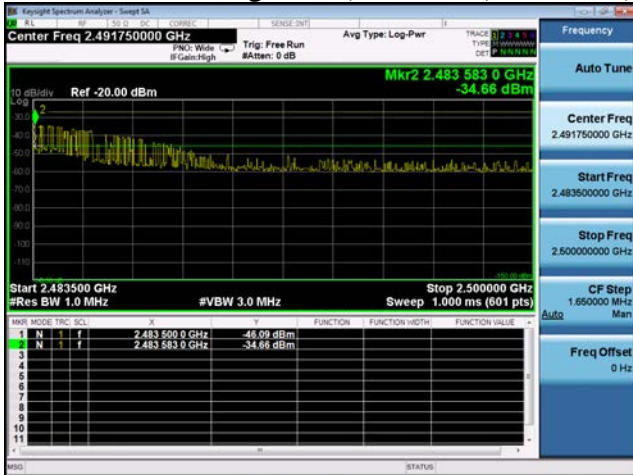
**Conducted Bandedge Average, 2412 MHz, HT/VHT20 Beam Forming, M0 to M7**



**Antenna A**

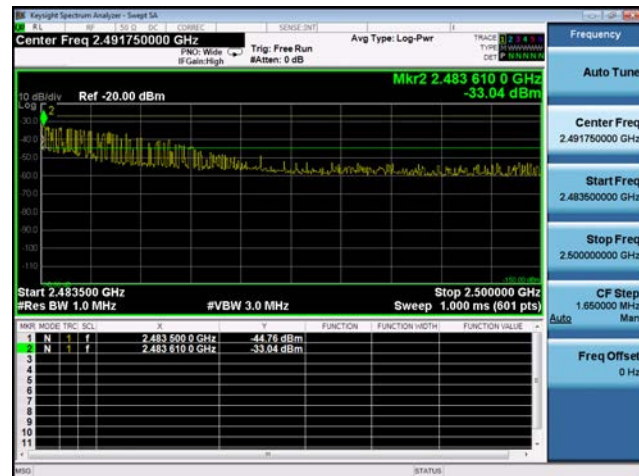
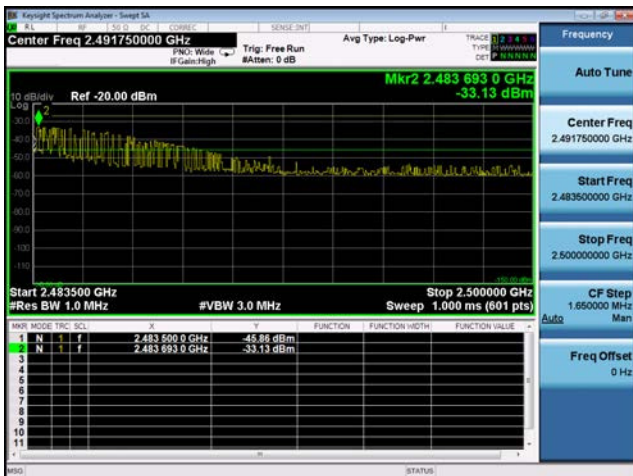
**Antenna B**

**Conducted Bandedge Peak, 2462 MHz, Non HT20, 6 to 54 Mbps**



**Antenna A**

**Antenna B**



**Antenna C**

**Antenna D**



Antenna Gain : 8 dBi

Frequency (MHz)	Mode	Tx Paths	Correlated Antenna Gain (dBi)	Tx 1 Bandedge Level (dBm)	Tx 2 Bandedge Level (dBm)	Tx 3 Bandedge Level (dBm)	Tx 4 Bandedge Level (dBm)	Total Tx Bandedge Level (dBm)	Limit (dBm)	Margin (dB)
2412	CCK, 1 to 11 Mbps	1	8	-61.6				-53.6	-41.25	12.4
	CCK, 1 to 11 Mbps	2	8	-61.6	-62.0			-50.8	-41.25	9.5
	CCK, 1 to 11 Mbps	3	8	-61.6	-62.0	-63.2		-49.4	-41.25	8.2
	CCK, 1 to 11 Mbps	4	8	-61.6	-62.0	-63.2	-62.2	-48.2	-41.25	6.9
	Non HT20, 6 to 54 Mbps	1	8	-52.4				-44.4	-41.25	3.2
	Non HT20, 6 to 54 Mbps	2	8	-52.4	-55.6			-42.7	-41.25	1.5
	Non HT20, 6 to 54 Mbps	3	8	-54.6	-57.5	-56.3		-43.2	-41.25	1.9
	Non HT20, 6 to 54 Mbps	4	8	-58.4	-61.5	-59.9	-58.8	-45.5	-41.25	4.2
	Non HT20 Beam Forming, 6 to 54 Mbps	2	11	-56.6	-59.3			-43.7	-41.25	2.5
	Non HT20 Beam Forming, 6 to 54 Mbps	3	13	-63.2	-65.0	-64.7		-46.7	-41.25	5.4
	Non HT20 Beam Forming, 6 to 54 Mbps	4	14	-65.8	-68.6	-66.4	-66.5	-46.7	-41.25	5.4
	HT/VHT20, M0 to M7	1	8	-50.0				-42.0	-41.25	0.8
	HT/VHT20, M0 to M7	2	8	-52.1	-55.4			-42.4	-41.25	1.2
	HT/VHT20, M8 to M15	2	8	-52.1	-55.4			-42.4	-41.25	1.2
	HT/VHT20, M0 to M7	3	8	-54.5	-57.5	-55.8		-43.0	-41.25	1.7
	HT/VHT20, M8 to M15	3	8	-54.5	-57.5	-55.8		-43.0	-41.25	1.7
	HT/VHT20, M16 to M23	3	8	-54.5	-57.5	-55.8		-43.0	-41.25	1.7
	<b>HT/VHT20, M0 to M7</b>	<b>4</b>	<b>8</b>	<b>-54.5</b>	<b>-57.5</b>	<b>-55.8</b>	<b>-54.4</b>	<b>-41.4</b>	<b>-41.25</b>	<b>0.1</b>
	HT/VHT20, M8 to M15	4	8	-54.5	-57.5	-55.8	-54.4	-41.4	-41.25	0.1
	HT/VHT20, M16 to M23	4	8	-54.5	-57.5	-55.8	-54.4	-41.4	-41.25	0.1
	HT/VHT20 Beam Forming, M0 to M7	2	11	-54.5	-57.5			-41.7	-41.25	0.5
	HT/VHT20 Beam Forming, M8 to M15	2	8	-52.1	-55.4			-42.4	-41.25	1.2
	HT/VHT20 Beam Forming, M0 to M7	3	13	-61.9	-64.3	-63.3		-45.5	-41.25	4.2
	HT/VHT20 Beam Forming, M8 to M15	3	10	-56.5	-59.3	-58.1		-43.2	-41.25	2.0
	HT/VHT20 Beam Forming, M16 to M23	3	8	-54.5	-57.5	-55.8		-43.0	-41.25	1.7
	HT/VHT20 Beam Forming, M0 to M7	4	14	-64.6	-65.9	-65.6	-65.1	-45.3	-41.25	4.0
	HT/VHT20 Beam Forming, M8 to M15	4	11	-61.9	-64.3	-63.3	-62.5	-45.9	-41.25	4.6
	HT/VHT20 Beam Forming, M16 to M23	4	9	-56.5	-59.3	-58.1	-56.9	-42.3	-41.25	1.1
	HT/VHT20 STBC, M0 to M7	2	8	-52.1	-55.4			-42.4	-41.25	1.2
	HT/VHT20 STBC, M0 to M7	3	8	-54.5	-57.5	-55.8		-43.0	-41.25	1.7
	HT/VHT20 STBC, M0 to M7	4	8	-54.5	-57.5	-55.8	-54.4	-41.4	-41.25	0.1



2462	CCK, 1 to 11 Mbps	1	8	-62.3				-54.3	-41.25	13.1
	CCK, 1 to 11 Mbps	2	8	-62.3	-61.3			-50.8	-41.25	9.5
	CCK, 1 to 11 Mbps	3	8	-62.3	-61.3	-61.8		-49.0	-41.25	7.8
	CCK, 1 to 11 Mbps	4	8	-62.3	-61.3	-61.8	-60.8	-47.5	-41.25	6.2
	Non HT20, 6 to 54 Mbps	1	8	-58.9				-50.9	-41.25	9.7
	Non HT20, 6 to 54 Mbps	2	8	-62.8	-63.0			-51.9	-41.25	10.6
	Non HT20, 6 to 54 Mbps	3	8	-64.9	-64.7	-64.3		-51.9	-41.25	10.6
	Non HT20, 6 to 54 Mbps	4	8	-65.4	-65.2	-65.0	-64.7	-51.0	-41.25	9.8
	Non HT20 Beam Forming, 6 to 54 Mbps	2	11	-65.4	-65.2			-51.3	-41.25	10.0
	Non HT20 Beam Forming, 6 to 54 Mbps	3	13	-68.7	-68.7	-69.0		-51.2	-41.25	10.0
	Non HT20 Beam Forming, 6 to 54 Mbps	4	14	-69.2	-69.0	-69.2	-69.1	-49.1	-41.25	7.9
	HT/VHT20, M0 to M7	1	8	-53.4				-45.4	-41.25	4.2
	HT/VHT20, M0 to M7	2	8	-59.1	-60.2			-48.6	-41.25	7.4
	HT/VHT20, M8 to M15	2	8	-59.1	-60.2			-48.6	-41.25	7.4
	HT/VHT20, M0 to M7	3	8	-62.9	-63.4	-62.2		-50.0	-41.25	8.8
	HT/VHT20, M8 to M15	3	8	-62.9	-63.4	-62.2		-50.0	-41.25	8.8
	HT/VHT20, M16 to M23	3	8	-62.9	-63.4	-62.2		-50.0	-41.25	8.8
	HT/VHT20, M0 to M7	4	8	-65.1	-65.1	-64.5	-63.9	-50.6	-41.25	9.4
	HT/VHT20, M8 to M15	4	8	-65.1	-65.1	-64.5	-63.9	-50.6	-41.25	9.4
	HT/VHT20, M16 to M23	4	8	-65.1	-65.1	-64.5	-63.9	-50.6	-41.25	9.4
	HT/VHT20 Beam Forming, M0 to M7	2	11	-65.1	-65.1			-51.1	-41.25	9.8
	HT/VHT20 Beam Forming, M8 to M15	2	8	-59.1	-60.2			-48.6	-41.25	7.4
	HT/VHT20 Beam Forming, M0 to M7	3	13	-68.7	-68.7	-68.7		-51.1	-41.25	9.9
	HT/VHT20 Beam Forming, M8 to M15	3	10	-65.1	-65.1	-64.5		-50.3	-41.25	9.1
	HT/VHT20 Beam Forming, M16 to M23	3	8	-62.9	-63.4	-62.2		-50.0	-41.25	8.8
	HT/VHT20 Beam Forming, M0 to M7	4	14	-69.2	-69.0	-69.1	-69.0	-49.1	-41.25	7.8
	HT/VHT20 Beam Forming, M8 to M15	4	11	-68.7	-68.7	-68.7	-68.6	-51.7	-41.25	10.4
	HT/VHT20 Beam Forming, M16 to M23	4	9	-65.5	-65.3	-65.1	-64.7	-49.9	-41.25	8.7
	HT/VHT20 STBC, M0 to M7	2	8	-59.1	-60.2			-48.6	-41.25	7.4
	HT/VHT20 STBC, M0 to M7	3	8	-62.9	-63.4	-62.2		-50.0	-41.25	8.8
	HT/VHT20 STBC, M0 to M7	4	8	-65.1	-65.1	-64.5	-63.9	-50.6	-41.25	9.4



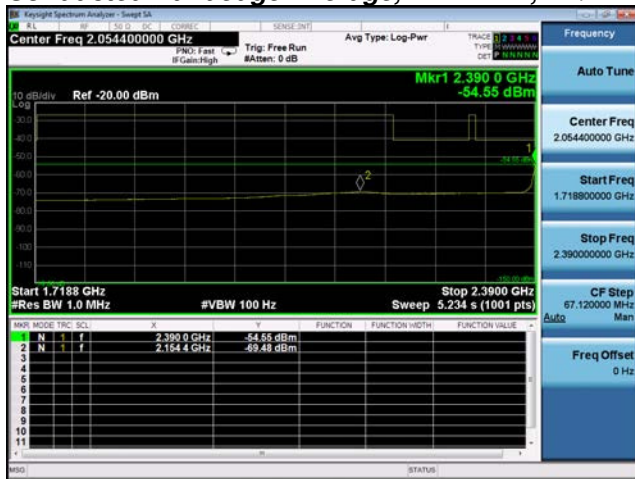
Frequency (MHz)	Mode	Tx Paths	Correlated Antenna Gain (dBi)	Tx 1 Bandedge Level (dBm)	Tx 2 Bandedge Level (dBm)	Tx 3 Bandedge Level (dBm)	Tx 4 Bandedge Level (dBm)	Total Tx Bandedge Level (dBm)	Limit (dBm)	Margin (dB)
2412	CCK, 1 to 11 Mbps	1	8	-50.7				-42.7	-21.25	21.5
	CCK, 1 to 11 Mbps	2	8	-50.7	-51.6			-40.1	-21.25	18.9
	CCK, 1 to 11 Mbps	3	8	-50.7	-51.6	-52.5		-38.8	-21.25	17.5
	CCK, 1 to 11 Mbps	4	8	-50.7	-51.6	-52.5	-51.4	-37.5	-21.25	16.2
	Non HT20, 6 to 54 Mbps	1	8	-34.0				-26.0	-21.25	4.8
	Non HT20, 6 to 54 Mbps	2	8	-34.0	-38.7			-24.7	-21.25	3.5
	Non HT20, 6 to 54 Mbps	3	8	-37.1	-32.2	-37.0		-22.0	-21.25	0.8
	Non HT20, 6 to 54 Mbps	4	8	-33.5	-36.5	-37.2	-36.8	-21.7	-21.25	0.5
	Non HT20 Beam Forming, 6 to 54 Mbps	2	11	-36.3	-35.3			-21.8	-21.25	0.5
	Non HT20 Beam Forming, 6 to 54 Mbps	3	13	-39.4	-40.2	-39.4		-22.1	-21.25	0.8
	Non HT20 Beam Forming, 6 to 54 Mbps	4	14	-41.8	-43.7	-42.3	-43.3	-22.7	-21.25	1.4
	HT/VHT20, M0 to M7	1	8	-31.6				-23.6	-21.25	2.4
	HT/VHT20, M0 to M7	2	8	-33.1	-35.3			-23.1	-21.25	1.8
	HT/VHT20, M8 to M15	2	8	-33.1	-35.3			-23.1	-21.25	1.8
	HT/VHT20, M0 to M7	3	8	-35.2	-40.7	-35.1		-23.6	-21.25	2.3
	HT/VHT20, M8 to M15	3	8	-35.2	-40.7	-35.1		-23.6	-21.25	2.3
	HT/VHT20, M16 to M23	3	8	-35.2	-40.7	-35.1		-23.6	-21.25	2.3
	HT/VHT20, M0 to M7	4	8	-35.2	-40.7	-35.1	-34.9	-21.9	-21.25	0.7
	HT/VHT20, M8 to M15	4	8	-35.2	-40.7	-35.1	-34.9	-21.9	-21.25	0.7
	HT/VHT20, M16 to M23	4	8	-35.2	-40.7	-35.1	-34.9	-21.9	-21.25	0.7
	HT/VHT20 Beam Forming, M0 to M7	2	11	-35.2	-40.7			-23.1	-21.25	1.9
	HT/VHT20 Beam Forming, M8 to M15	2	8	-33.1	-35.3			-23.1	-21.25	1.8
	HT/VHT20 Beam Forming, M0 to M7	3	13	-38.8	-39.8	-38.9		-21.6	-21.25	0.3
	HT/VHT20 Beam Forming, M8 to M15	3	10	-35.9	-38.8	-38.5		-23.0	-21.25	1.7
	HT/VHT20 Beam Forming, M16 to M23	3	8	-35.2	-40.7	-35.1		-23.6	-21.25	2.3
	HT/VHT20 Beam Forming, M0 to M7	4	14	-40.9	-41.7	-41.5	-43.1	-21.7	-21.25	0.5
	HT/VHT20 Beam Forming, M8 to M15	4	11	-38.8	-39.8	-38.9	-39.6	-22.2	-21.25	1.0
	HT/VHT20 Beam Forming, M16 to M23	4	9	-35.9	-38.8	-38.5	-36.0	-21.9	-21.25	0.6
	HT/VHT20 STBC, M0 to M7	2	8	-33.1	-35.3			-23.1	-21.25	1.8
	HT/VHT20 STBC, M0 to M7	3	8	-35.2	-40.7	-35.1		-23.6	-21.25	2.3
	HT/VHT20 STBC, M0 to M7	4	8	-35.2	-40.7	-35.1	-34.9	-21.9	-21.25	0.7



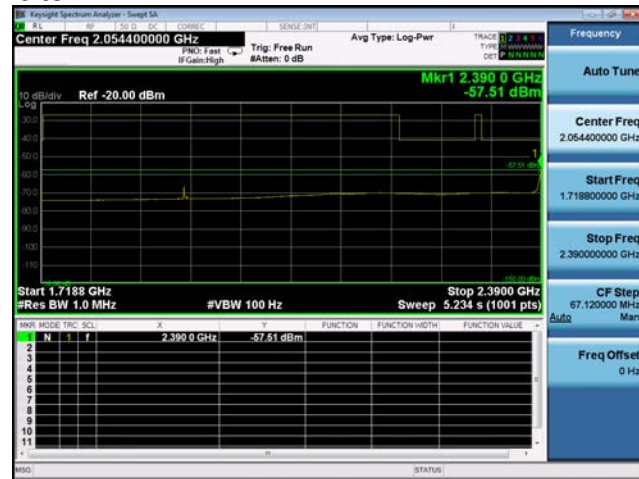
2462	CCK, 1 to 11 Mbps	1	8	-49.7				-41.7	-21.25	20.5
	CCK, 1 to 11 Mbps	2	8	-49.7	-49.6			-38.6	-21.25	17.4
	CCK, 1 to 11 Mbps	3	8	-49.7	-49.6	-49.7		-36.9	-21.25	15.6
	CCK, 1 to 11 Mbps	4	8	-49.7	-49.6	-49.7	-49.4	-35.6	-21.25	14.3
	Non HT20, 6 to 54 Mbps	1	8	-32.2				-24.2	-21.25	3.0
	Non HT20, 6 to 54 Mbps	2	8	-34.7	-32.7			-22.6	-21.25	1.3
	Non HT20, 6 to 54 Mbps	3	8	-35.5	-34.7	-35.0		-22.3	-21.25	1.0
	Non HT20, 6 to 54 Mbps	4	8	-36.7	-35.9	-35.7	-35.8	-22.0	-21.25	0.7
	Non HT20 Beam Forming, 6 to 54 Mbps	2	11	-36.7	-35.9			-22.3	-21.25	1.0
	Non HT20 Beam Forming, 6 to 54 Mbps	3	13	-38.4	-39.7	-39.2		-21.5	-21.25	0.2
	Non HT20 Beam Forming, 6 to 54 Mbps	4	14	-41.8	-41.6	-42.2	-41.9	-21.8	-21.25	0.6
	HT/VHT20, M0 to M7	1	8	-30.2				-22.2	-21.25	0.9
	HT/VHT20, M0 to M7	2	8	-33.2	-32.0			-21.5	-21.25	0.3
	HT/VHT20, M8 to M15	2	8	-33.2	-32.0			-21.5	-21.25	0.3
	<b>HT/VHT20, M0 to M7</b>	<b>3</b>	<b>8</b>	<b>-34.8</b>	<b>-34.5</b>	<b>-33.2</b>		<b>-21.3</b>	<b>-21.25</b>	<b>0.1</b>
	HT/VHT20, M8 to M15	3	8	-34.8	-34.5	-33.2		-21.3	-21.25	0.1
	HT/VHT20, M16 to M23	3	8	-34.8	-34.5	-33.2		-21.3	-21.25	0.1
	HT/VHT20, M0 to M7	4	8	-36.5	-35.7	-36.0	-34.2	-21.5	-21.25	0.2
	HT/VHT20, M8 to M15	4	8	-36.5	-35.7	-36.0	-34.2	-21.5	-21.25	0.2
	HT/VHT20, M16 to M23	4	8	-36.5	-35.7	-36.0	-34.2	-21.5	-21.25	0.2
	HT/VHT20 Beam Forming, M0 to M7	2	11	-36.5	-35.7			-22.1	-21.25	0.8
	HT/VHT20 Beam Forming, M8 to M15	2	8	-33.2	-32.0			-21.5	-21.25	0.3
	HT/VHT20 Beam Forming, M0 to M7	3	13	-38.8	-39.9	-39.8		-21.9	-21.25	0.6
	HT/VHT20 Beam Forming, M8 to M15	3	10	-36.5	-35.7	-36.0		-21.5	-21.25	0.2
	HT/VHT20 Beam Forming, M16 to M23	3	8	-34.8	-34.5	-33.2		-21.3	-21.25	0.1
	HT/VHT20 Beam Forming, M0 to M7	4	14	-42.4	-41.4	-41.7	-42.0	-21.8	-21.25	0.6
	HT/VHT20 Beam Forming, M8 to M15	4	11	-38.8	-39.9	-39.8	-38.7	-22.2	-21.25	1.0
	HT/VHT20 Beam Forming, M16 to M23	4	9	-37.3	-37.2	-36.0	-36.6	-21.5	-21.25	0.3
	HT/VHT20 STBC, M0 to M7	2	8	-33.2	-32.0			-21.5	-21.25	0.3
	HT/VHT20 STBC, M0 to M7	3	8	-34.8	-34.5	-33.2		-21.3	-21.25	0.1
	HT/VHT20 STBC, M0 to M7	4	8	-36.5	-35.7	-36.0	-34.2	-21.5	-21.25	0.2



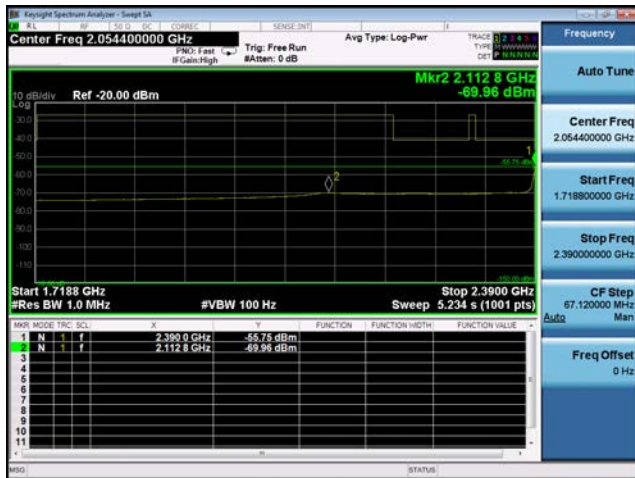
**Conducted Bandedge Average, 2412 MHz, HT/VHT20, M0 to M7**



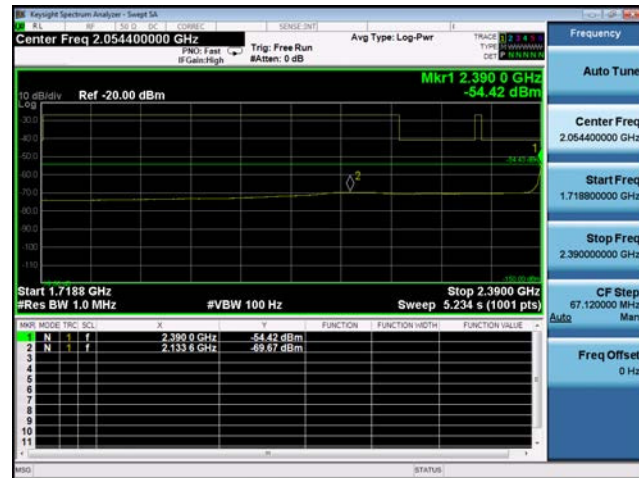
**Antenna A**



**Antenna B**



**Antenna C**

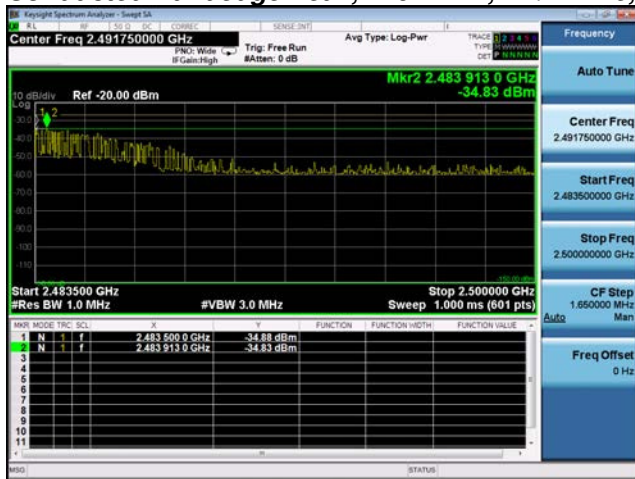


**Antenna D**

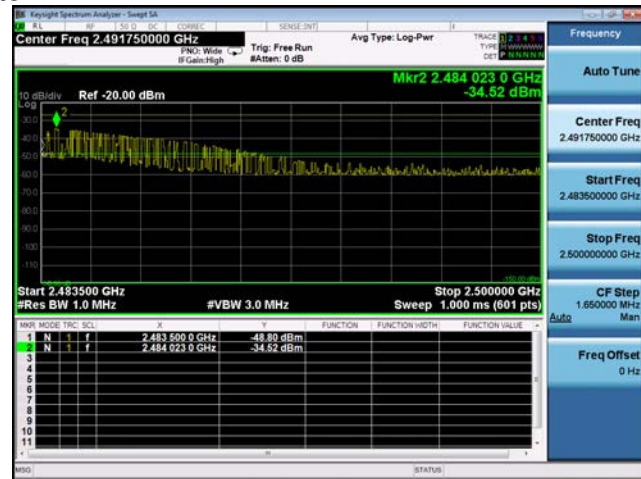




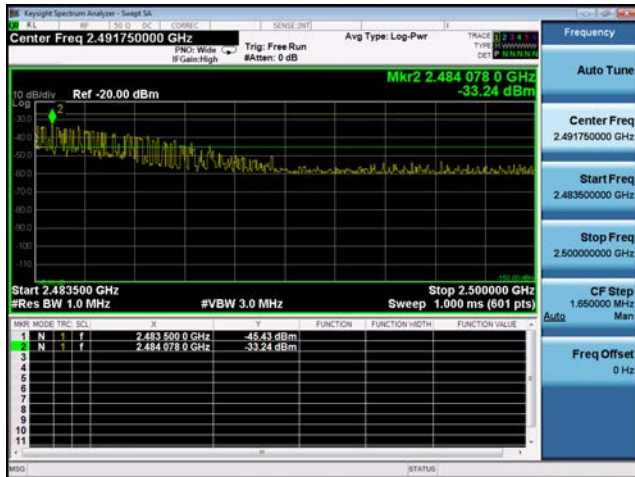
**Conducted Bandedge Peak, 2462 MHz, HT/VHT20, M0 to M7**



**Antenna A**



**Antenna B**



**Antenna C**



Antenna Gain : 13 dBi

Frequency (MHz)	Mode	Tx Paths	Correlated Antenna Gain (dBi)	Tx 1 Bandedge Level (dBm)	Tx 2 Bandedge Level (dBm)	Tx 3 Bandedge Level (dBm)	Tx 4 Bandedge Level (dBm)	Total Tx Bandedge Level (dBm)	Limit (dBm)	Margin (dB)	
2412	CCK, 1 to 11 Mbps	1	13	-61.6				-48.6	-41.25	7.4	
	CCK, 1 to 11 Mbps	2	13	-61.6	-62.0			-45.8	-41.25	4.5	
	CCK, 1 to 11 Mbps	3	13	-61.6	-62.0	-63.2		-44.4	-41.25	3.2	
	CCK, 1 to 11 Mbps	4	13	-61.6	-62.0	-63.2	-62.2	-43.2	-41.25	1.9	
	Non HT20, 6 to 54 Mbps	1	13	-54.6				-41.6	-41.25	0.4	
	Non HT20, 6 to 54 Mbps	2	13	-61.9	-64.3			-46.9	-41.25	5.7	
	Non HT20, 6 to 54 Mbps	3	13	-63.2	-65.0	-64.7		-46.5	-41.25	5.2	
	Non HT20, 6 to 54 Mbps	4	13	-64.5	-65.8	-65.7	-64.9	-46.2	-41.25	4.9	
	Non HT20 Beam Forming, 6 to 54 Mbps	2	13	-61.9	-64.3			-46.9	-41.25	5.7	
	Non HT20 Beam Forming, 6 to 54 Mbps	3	16	-65.8	-68.6	-66.4		-46.0	-41.25	4.8	
	Non HT20 Beam Forming, 6 to 54 Mbps	4	16	-68.6	-69.2	-69.2	-68.8	-46.9	-41.25	5.7	
	<b>HT/VHT20, M0 to M7</b>	<b>1</b>	<b>13</b>	<b>-54.5</b>					<b>-41.5</b>	<b>-41.25</b>	<b>0.3</b>
	HT/VHT20, M0 to M7	2	13	-60.1	-62.9				-45.3	-41.25	4.0
	HT/VHT20, M8 to M15	2	13	-60.1	-62.9				-45.3	-41.25	4.0
	HT/VHT20, M0 to M7	3	13	-61.9	-64.3	-63.3			-45.3	-41.25	4.0
	HT/VHT20, M8 to M15	3	13	-61.9	-64.3	-63.3			-45.3	-41.25	4.0
	HT/VHT20, M16 to M23	3	13	-61.9	-64.3	-63.3			-45.3	-41.25	4.0
	HT/VHT20, M0 to M7	4	13	-64.6	-65.9	-65.6	-65.1		-46.3	-41.25	5.0
	HT/VHT20, M8 to M15	4	13	-64.6	-65.9	-65.6	-65.1		-46.3	-41.25	5.0
	HT/VHT20, M16 to M23	4	13	-64.6	-65.9	-65.6	-65.1		-46.3	-41.25	5.0
	HT/VHT20 Beam Forming, M0 to M7	2	13	-60.1	-62.9				-45.3	-41.25	4.0
	HT/VHT20 Beam Forming, M8 to M15	2	13	-60.1	-62.9				-45.3	-41.25	4.0
	HT/VHT20 Beam Forming, M0 to M7	3	16	-67.6	-68.6	-68.5			-47.4	-41.25	6.2
	HT/VHT20 Beam Forming, M8 to M15	3	13	-61.9	-64.3	-63.3			-45.3	-41.25	4.0
	HT/VHT20 Beam Forming, M16 to M23	3	13	-61.9	-64.3	-63.3			-45.3	-41.25	4.0
	HT/VHT20 Beam Forming, M0 to M7	4	16	-67.6	-68.6	-68.5	-68.2		-46.2	-41.25	4.9
	HT/VHT20 Beam Forming, M8 to M15	4	13	-64.6	-65.9	-65.6	-65.1		-46.3	-41.25	5.0
	HT/VHT20 Beam Forming, M16 to M23	4	13	-64.6	-65.9	-65.6	-65.1		-46.3	-41.25	5.0
	HT/VHT20 STBC, M0 to M7	2	13	-60.1	-62.9				-45.3	-41.25	4.0
	HT/VHT20 STBC, M0 to M7	3	13	-61.9	-64.3	-63.3			-45.3	-41.25	4.0
	HT/VHT20 STBC, M0 to M7	4	13	-64.6	-65.9	-65.6	-65.1		-46.3	-41.25	5.0



2462	CCK, 1 to 11 Mbps	1	13	-62.3				-49.3	-41.25	8.1
	CCK, 1 to 11 Mbps	2	13	-62.3	-61.3			-45.8	-41.25	4.5
	CCK, 1 to 11 Mbps	3	13	-62.3	-61.3	-61.8		-44.0	-41.25	2.8
	CCK, 1 to 11 Mbps	4	13	-62.3	-61.3	-61.8	-60.8	-42.5	-41.25	1.2
	Non HT20, 6 to 54 Mbps	1	13	-62.8				-49.8	-41.25	8.6
	Non HT20, 6 to 54 Mbps	2	13	-66.1	-68.4			-51.1	-41.25	9.8
	Non HT20, 6 to 54 Mbps	3	13	-68.7	-68.7	-69.0		-51.0	-41.25	9.8
	Non HT20, 6 to 54 Mbps	4	13	-68.9	-68.9	-69.1	-69.0	-50.0	-41.25	8.7
	Non HT20 Beam Forming, 6 to 54 Mbps	2	13	-66.1	-68.4			-51.1	-41.25	9.8
	Non HT20 Beam Forming, 6 to 54 Mbps	3	16	-69.3	-69.1	-69.2		-48.4	-41.25	7.2
	Non HT20 Beam Forming, 6 to 54 Mbps	4	16	-69.4	-70.0	-69.3	-69.3	-47.5	-41.25	6.2
	HT/VHT20, M0 to M7	1	13	-62.9				-49.9	-41.25	8.7
	HT/VHT20, M0 to M7	2	13	-65.9	-68.1			-50.9	-41.25	9.6
	HT/VHT20, M8 to M15	2	13	-65.9	-68.1			-50.9	-41.25	9.6
	HT/VHT20, M0 to M7	3	13	-68.7	-68.7	-68.7		-50.9	-41.25	9.7
	HT/VHT20, M8 to M15	3	13	-68.7	-68.7	-68.7		-50.9	-41.25	9.7
	HT/VHT20, M16 to M23	3	13	-68.7	-68.7	-68.7		-50.9	-41.25	9.7
	HT/VHT20, M0 to M7	4	13	-69.0	-68.8	-68.9	-68.8	-49.9	-41.25	8.6
	HT/VHT20, M8 to M15	4	13	-69.0	-68.8	-68.9	-68.8	-49.9	-41.25	8.6
	HT/VHT20, M16 to M23	4	13	-69.0	-68.8	-68.9	-68.8	-49.9	-41.25	8.6
	HT/VHT20 Beam Forming, M0 to M7	2	13	-65.9	-68.1			-50.9	-41.25	9.6
	HT/VHT20 Beam Forming, M8 to M15	2	13	-65.9	-68.1			-50.9	-41.25	9.6
	HT/VHT20 Beam Forming, M0 to M7	3	16	-69.3	-69.0	-69.2		-48.4	-41.25	7.1
	HT/VHT20 Beam Forming, M8 to M15	3	13	-68.7	-68.7	-68.7		-50.9	-41.25	9.7
	HT/VHT20 Beam Forming, M16 to M23	3	13	-68.7	-68.7	-68.7		-50.9	-41.25	9.7
	HT/VHT20 Beam Forming, M0 to M7	4	16	-69.7	-70.0	-70.4	-70.0	-48.0	-41.25	6.7
	HT/VHT20 Beam Forming, M8 to M15	4	13	-69.0	-68.8	-68.9	-68.8	-49.9	-41.25	8.6
	HT/VHT20 Beam Forming, M16 to M23	4	13	-69.0	-68.8	-68.9	-68.8	-49.9	-41.25	8.6
	HT/VHT20 STBC, M0 to M7	2	13	-65.9	-68.1			-50.9	-41.25	9.6
	HT/VHT20 STBC, M0 to M7	3	13	-68.7	-68.7	-68.7		-50.9	-41.25	9.7
	HT/VHT20 STBC, M0 to M7	4	13	-69.0	-68.8	-68.9	-68.8	-49.9	-41.25	8.6



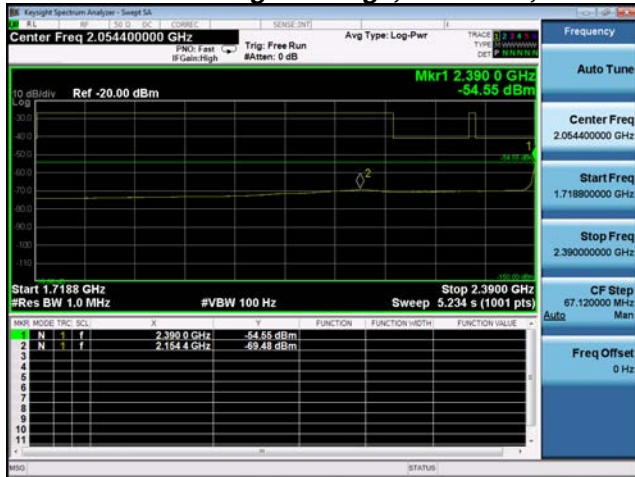
Frequency (MHz)	Mode	Tx Paths	Correlated Antenna Gain (dBi)	Tx 1 Bandedge Level (dBm)	Tx 2 Bandedge Level (dBm)	Tx 3 Bandedge Level (dBm)	Tx 4 Bandedge Level (dBm)	Total Tx Bandedge Level (dBm)	Limit (dBm)	Margin (dB)
2412	CCK, 1 to 11 Mbps	1	13	-50.7				-37.7	-21.25	16.5
	CCK, 1 to 11 Mbps	2	13	-50.7	-51.6			-35.1	-21.25	13.9
	CCK, 1 to 11 Mbps	3	13	-50.7	-51.6	-52.5		-33.8	-21.25	12.5
	CCK, 1 to 11 Mbps	4	13	-50.7	-51.6	-52.5	-51.4	-32.5	-21.25	11.2
	Non HT20, 6 to 54 Mbps	1	13	-37.1				-24.1	-21.25	2.9
	Non HT20, 6 to 54 Mbps	2	13	-37.6	-38.9			-22.2	-21.25	0.9
	Non HT20, 6 to 54 Mbps	3	13	-39.4	-40.2	-39.4		-21.9	-21.25	0.6
	Non HT20, 6 to 54 Mbps	4	13	-39.5	-41.0	-40.7	-40.3	-21.3	-21.25	0.1
	Non HT20 Beam Forming, 6 to 54 Mbps	2	13	-37.6	-38.9			-22.2	-21.25	0.9
	Non HT20 Beam Forming, 6 to 54 Mbps	3	16	-41.8	-43.7	-42.3		-21.8	-21.25	0.5
	Non HT20 Beam Forming, 6 to 54 Mbps	4	16	-43.2	-44.5	-44.3	-44.2	-22.0	-21.25	0.7
	HT/VHT20, M0 to M7	1	13	-35.2				-22.2	-21.25	1.0
	<b>HT/VHT20, M0 to M7</b>	<b>2</b>	<b>13</b>	<b>-36.3</b>	<b>-38.5</b>			<b>-21.3</b>	<b>-21.25</b>	<b>0.0</b>
	HT/VHT20, M8 to M15	2	13	-36.3	-38.5			-21.3	-21.25	0.0
	HT/VHT20, M0 to M7	3	13	-38.8	-39.8	-38.9		-21.4	-21.25	0.1
	HT/VHT20, M8 to M15	3	13	-38.8	-39.8	-38.9		-21.4	-21.25	0.1
	HT/VHT20, M16 to M23	3	13	-38.8	-39.8	-38.9		-21.4	-21.25	0.1
	HT/VHT20, M0 to M7	4	13	-40.9	-41.7	-41.5	-43.1	-22.7	-21.25	1.5
	HT/VHT20, M8 to M15	4	13	-40.9	-41.7	-41.5	-43.1	-22.7	-21.25	1.5
	HT/VHT20, M16 to M23	4	13	-40.9	-41.7	-41.5	-43.1	-22.7	-21.25	1.5
	HT/VHT20 Beam Forming, M0 to M7	2	13	-36.3	-38.5			-21.3	-21.25	0.0
	HT/VHT20 Beam Forming, M8 to M15	2	13	-36.3	-38.5			-21.3	-21.25	0.0
	HT/VHT20 Beam Forming, M0 to M7	3	16	-43.1	-42.2	-44.7		-22.4	-21.25	1.2
	HT/VHT20 Beam Forming, M8 to M15	3	13	-38.8	-39.8	-38.9		-21.4	-21.25	0.1
	HT/VHT20 Beam Forming, M16 to M23	3	13	-38.8	-39.8	-38.9		-21.4	-21.25	0.1
	HT/VHT20 Beam Forming, M0 to M7	4	16	-43.1	-42.2	-44.7	-44.1	-21.4	-21.25	0.1
	HT/VHT20 Beam Forming, M8 to M15	4	13	-40.9	-41.7	-41.5	-43.1	-22.7	-21.25	1.5
	HT/VHT20 Beam Forming, M16 to M23	4	13	-40.9	-41.7	-41.5	-43.1	-22.7	-21.25	1.5
	HT/VHT20 STBC, M0 to M7	2	13	-36.3	-38.5			-21.3	-21.25	0.0
	HT/VHT20 STBC, M0 to M7	3	13	-38.8	-39.8	-38.9		-21.4	-21.25	0.1
	HT/VHT20 STBC, M0 to M7	4	13	-40.9	-41.7	-41.5	-43.1	-22.7	-21.25	1.5



2462	CCK, 1 to 11 Mbps	1	13	-49.7				-36.7	-21.25	15.5
	CCK, 1 to 11 Mbps	2	13	-49.7	-49.6			-33.6	-21.25	12.4
	CCK, 1 to 11 Mbps	3	13	-49.7	-49.6	-49.7		-31.9	-21.25	10.6
	CCK, 1 to 11 Mbps	4	13	-49.7	-49.6	-49.7	-49.4	-30.6	-21.25	9.3
	Non HT20, 6 to 54 Mbps	1	13	-34.7				-21.7	-21.25	0.5
	Non HT20, 6 to 54 Mbps	2	13	-38.7	-38.2			-22.4	-21.25	1.2
	Non HT20, 6 to 54 Mbps	3	13	-38.4	-39.7	-39.2		-21.3	-21.25	0.0
	Non HT20, 6 to 54 Mbps	4	13	-41.1	-41.3	-41.3	-40.5	-22.0	-21.25	0.8
	Non HT20 Beam Forming, 6 to 54 Mbps	2	13	-38.7	-38.2			-22.4	-21.25	1.2
	Non HT20 Beam Forming, 6 to 54 Mbps	3	16	-41.7	-42.8	-43.0		-21.7	-21.25	0.4
	Non HT20 Beam Forming, 6 to 54 Mbps	4	16	-43.9	-42.7	-43.8	-44.1	-21.6	-21.25	0.3
	HT/VHT20, M0 to M7	1	13	-34.8				-21.8	-21.25	0.5
	HT/VHT20, M0 to M7	2	13	-39.2	-38.2			-22.7	-21.25	1.4
	HT/VHT20, M8 to M15	2	13	-39.2	-38.2			-22.7	-21.25	1.4
	HT/VHT20, M0 to M7	3	13	-38.8	-39.9	-39.8		-21.7	-21.25	0.4
	HT/VHT20, M8 to M15	3	13	-38.8	-39.9	-39.8		-21.7	-21.25	0.4
	HT/VHT20, M16 to M23	3	13	-38.8	-39.9	-39.8		-21.7	-21.25	0.4
	HT/VHT20, M0 to M7	4	13	-41.3	-40.9	-40.9	-40.5	-21.9	-21.25	0.6
	HT/VHT20, M8 to M15	4	13	-41.3	-40.9	-40.9	-40.5	-21.9	-21.25	0.6
	HT/VHT20, M16 to M23	4	13	-41.3	-40.9	-40.9	-40.5	-21.9	-21.25	0.6
	HT/VHT20 Beam Forming, M0 to M7	2	13	-39.2	-38.2			-22.7	-21.25	1.4
	HT/VHT20 Beam Forming, M8 to M15	2	13	-39.2	-38.2			-22.7	-21.25	1.4
	HT/VHT20 Beam Forming, M0 to M7	3	16	-42.9	-42.9	-42.8		-22.1	-21.25	0.8
	HT/VHT20 Beam Forming, M8 to M15	3	13	-38.8	-39.9	-39.8		-21.7	-21.25	0.4
	HT/VHT20 Beam Forming, M16 to M23	3	13	-38.8	-39.9	-39.8		-21.7	-21.25	0.4
	HT/VHT20 Beam Forming, M0 to M7	4	16	-46.0	-45.4	-43.5	-44.8	-22.8	-21.25	1.6
	HT/VHT20 Beam Forming, M8 to M15	4	13	-41.3	-40.9	-40.9	-40.5	-21.9	-21.25	0.6
	HT/VHT20 Beam Forming, M16 to M23	4	13	-41.3	-40.9	-40.9	-40.5	-21.9	-21.25	0.6
	HT/VHT20 STBC, M0 to M7	2	13	-39.2	-38.2			-22.7	-21.25	1.4
	HT/VHT20 STBC, M0 to M7	3	13	-38.8	-39.9	-39.8		-21.7	-21.25	0.4
	HT/VHT20 STBC, M0 to M7	4	13	-41.3	-40.9	-40.9	-40.5	-21.9	-21.25	0.6

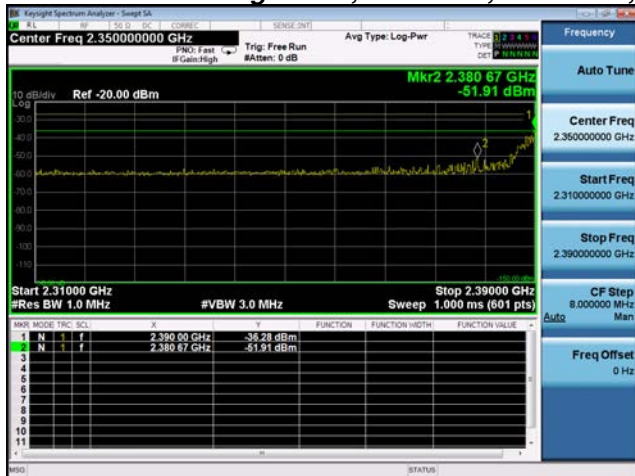


**Conducted Bandedge Average, 2412 MHz, HT/VHT20, M0 to M7**

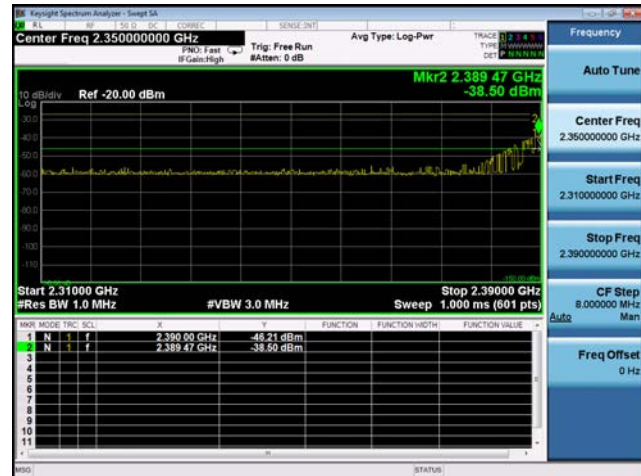


Antenna A

**Conducted Bandedge Peak, 2412 MHz, HT/VHT20, M0 to M7**



Antenna A

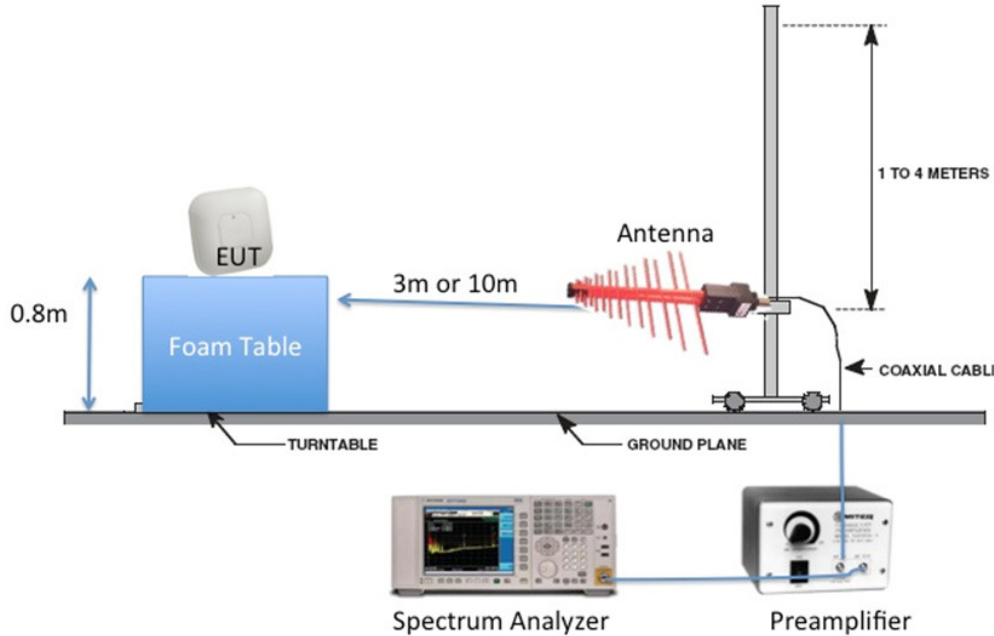


Antenna B

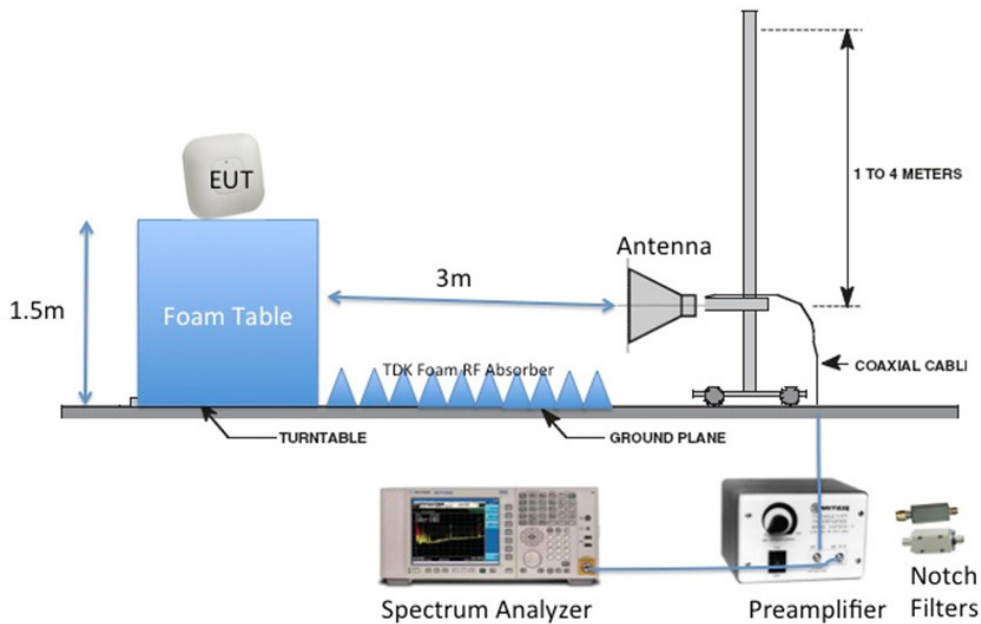
### Appendix B: Emission Test Results

Testing Laboratory: Cisco Systems, Inc., 125 West Tasman Drive, San Jose, CA 95134, USA

#### Radiated Emission Setup Diagram-Below 1G



#### Radiated Emission Setup Diagram-Above 1G





## B.1 Radiated Spurious Emissions

**15.205 / RSS-Gen / LP0002:3.10.1(5)/2.8** Radiated emissions which fall in the restricted bands, as defined in Section 15.205(a) and RSS-Gen 8.10, must also comply with the radiated emission limits specified in Section 15.209(a) (see Section 15.205(c)) and RSS-Gen 8.9.

**Ref.** ANSI C63.10: 2013 section 4.1.4.2.2, 4.1.4.2.3, 6.6.4 & 11.12.2

Using Vasona, configure the spectrum analyzer as shown below (be sure to enter all losses between the transmitter output and the spectrum analyzer). Place the radio in continuous transmit mode.

Span:	1GHz – 18 GHz
Reference Level:	80 dBuV
Attenuation:	10 dB
Sweep Time:	Coupled
Resolution Bandwidth:	1MHz
Video Bandwidth:	3 MHz for peak, 1 KHz for average
Detector:	Peak

Terminate the access Point RF ports with 50 ohm loads.

Maximize Turntable (find worst case table angle), Maximize Antenna (find worst case height)

Save 2 plots:     1) Average plot, Limit= 54dBuV/m @3m  
                       2) Peak plot, Limit = 74dBuV/m @3m

Place a marker at the end of the restricted band closest to the transmit frequency to show compliance. Also measure any emissions in the restricted bands.

This report represents the worst case data for all supported operating modes and antennas. There are no measurable emissions above 18 GHz.

System Number	Description	Samples	System under test	Support equipment
1	EUT	S01	<input checked="" type="checkbox"/>	<input type="checkbox"/>
	Support	S02	<input type="checkbox"/>	<input checked="" type="checkbox"/>

<b>Tested By :</b> Jose Aguirre	<b>Date of testing:</b> 01-Jan-16 - 29-Feb-16
<b>Test Result : PASS</b>	

See Appendix C for list of test equipment



**B.1.A Transmitter Radiated Spurious Emissions-Average Worst Case**

Frequency (MHz)	Mode	Data Rate (Mbps)	Spurious Emission Level (dBuV/m)	Limit (dBuV/m)	Margin (MHz)
2412	HT/VHT20, M0 to M23	M0	50.4	54	3.6
2437	HT/VHT20, M0 to M23	M0	50.3	54	3.7
2462	HT/VHT20, M0 to M23	M0	50.4	54	3.6



### Radiated Spurs, 2412 MHz, All Rates, All Modes, Average



### Radiated Spurs, 2437 MHz, All Rates, All Modes, Average





**Radiated Spurs, 2462 MHz, All Rates, All Modes, Average**



**Radiated Spurs, All Rates, All Modes, 18-26.5GHz Average**





**B.1.P Transmitter Radiated Spurious Emissions-Peak Worst Case**

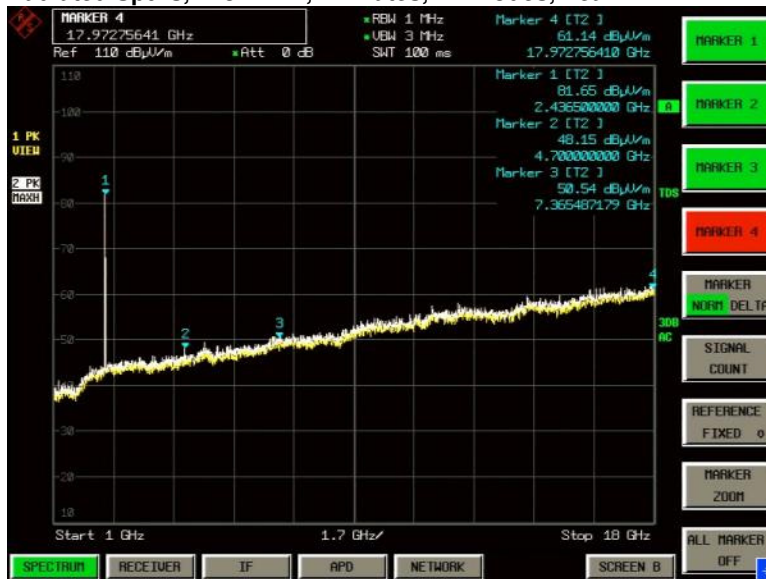
Frequency (MHz)	Mode	Data Rate (Mbps)	Spurious Emission Level (dBuV/m)	Limit (dBuV/m)	Margin (MHz)
2412	HT/VHT20, M0 to M23	M0	<b>60.6</b>	74.0	13.4
2437	HT/VHT20, M0 to M23	M0	<b>61.2</b>	74.0	12.8
2462	HT/VHT20, M0 to M23	M0	<b>62.0</b>	74.0	12.0



**Radiated Spurs, 2412 MHz, All Rates, All Modes, Peak**



**Radiated Spurs, 2437 MHz, All Rates, All Modes, Peak**

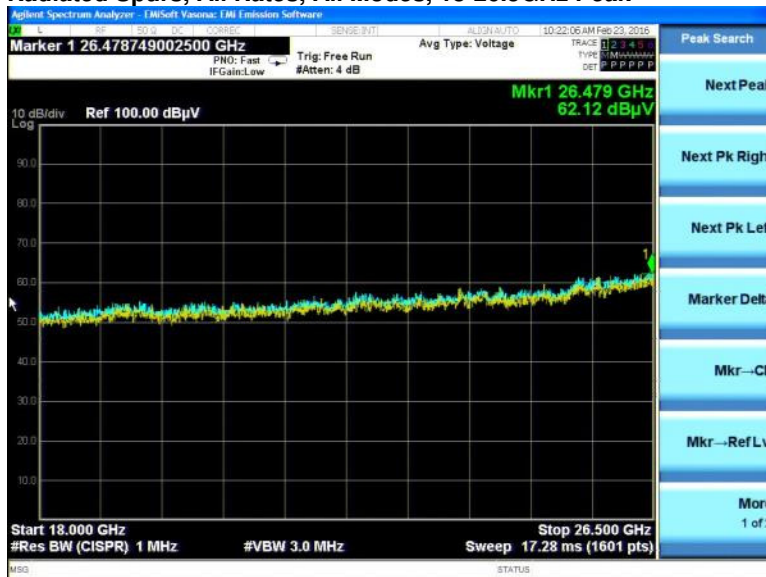




**Radiated Spurs, 2462 MHz, All Rates, All Modes, Peak**



**Radiated Spurs, All Rates, All Modes, 18-26.5GHz Peak**





## B.2 Receiver Spurious Emissions

**RSS-Gen** Receivers are required to comply with the limits of spurious emissions as set out in this section. Receiver emission measurements are to be performed as per the normative test method referenced in Section 3.

Radiated emissions which fall in the restricted bands, as defined in RSS-Gen section 8.10, must also comply with the radiated emission limits specified in RSS-Gen section 8.9.

For emissions at frequencies below 1 GHz, measurements shall be performed using a CISPR quasi-peak detector and the related measurement bandwidth. At frequencies above 1 GHz, measurements shall be performed using a linear average detector with a minimum resolution bandwidth of 1 MHz.

**Ref.** RSS-Gen section 8.9 & 8.10  
ANSI C63.10: 2013 section 4.1.4.2.2, 4.1.4.2.3, 6.6.4 & 11.12.2

Using Vasona, configure the spectrum analyzer as shown below (be sure to enter all losses between the transmitter output and the spectrum analyzer). Place the radio in continuous transmit mode.

Span:	1GHz – 18 GHz
Reference Level:	80 dBuV
Attenuation:	10 dB
Sweep Time:	Coupled
Resolution Bandwidth:	1MHz
Video Bandwidth:	3MHz for Peak, 1 kHz for average
Detector:	Peak

Radiated emission measurements shall be performed with the receiver antenna connected to the receiver antenna terminals.

Maximize Turntable (find worst case table angle), Maximize Antenna (find worst case height)

Save plot: 1) Average Plot (Vertical and Horizontal), Limit= 54dBuV/m @3m  
2) Peak Plot (Vertical and Horizontal), Limit= 74dBuV/m @3m

This report represents the worst case data for all supported operating modes and antennas. There are no measurable emissions above 18 GHz.

System Number	Description	Samples	System under test	Support equipment
1	EUT	S01	<input checked="" type="checkbox"/>	<input type="checkbox"/>
	Support	S02	<input type="checkbox"/>	<input checked="" type="checkbox"/>

<b>Tested By :</b> Jose Aguirre	<b>Date of testing:</b> 01-Jan-16 - 29-Feb-16
<b>Test Result : PASS</b>	

See Appendix C for list of test equipment



## B.2.A Receiver Radiated Spurious Emissions (Average Measurements)

### B.2.A.1 Radiated Receiver Spurs, All rates, All Mode, Average (1-18GHz)



### B.2.P.2 Radiated Receiver Spurs, All rates, All Mode, Average (18-26.5GHz)

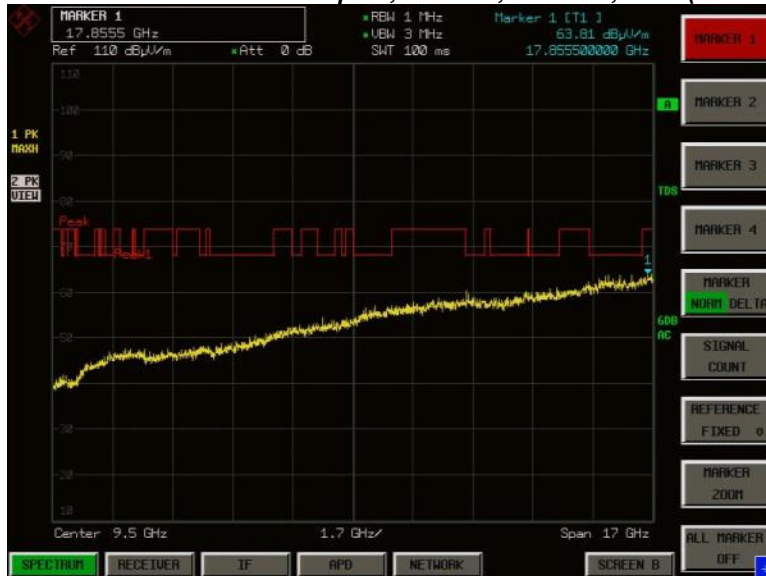






## B.2.P Receiver Radiated Spurious Emissions (Peak Measurements)

### B.2.P.1 Radiated Receiver Spurs, All rates, All Mode, Peak (1-18GHz)



### B.2.P.2 Radiated Receiver Spurs, All rates, All Mode, Peak (18-26.5GHz)





### B.3 Radiated Emissions 30MHz to 1GHz

**15.205 / 15.209 / RSS-Gen / LP0002:3.10.1(5)/2.8** Radiated emissions which fall in the restricted bands, as defined in Section 15.205(a), must also comply with the radiated emission limits specified in Section 15.209(a) (see Section 15.205(c)) and RSS-Gen section 8.9.

**Ref.** ANSI C63.10: 2013 section 6.5

Using Vasona, configure the spectrum analyzer as shown below (be sure to enter all losses between the transmitter output and the spectrum analyzer). Place the radio in continuous transmit mode.

Span:	30MHz – 1GHz
Reference Level:	80 dBuV
Attenuation:	10 dB
Sweep Time:	Coupled
Resolution Bandwidth:	100kHz
Video Bandwidth:	300kHz
Detector:	Peak for Pre-scan, Quasi-Peak

Compliance shall be determined using CISPR quasi-peak detection; however, peak detection is permitted as an alternative to quasi-peak detection.

Terminate the access Point RF ports with 50 ohm loads.

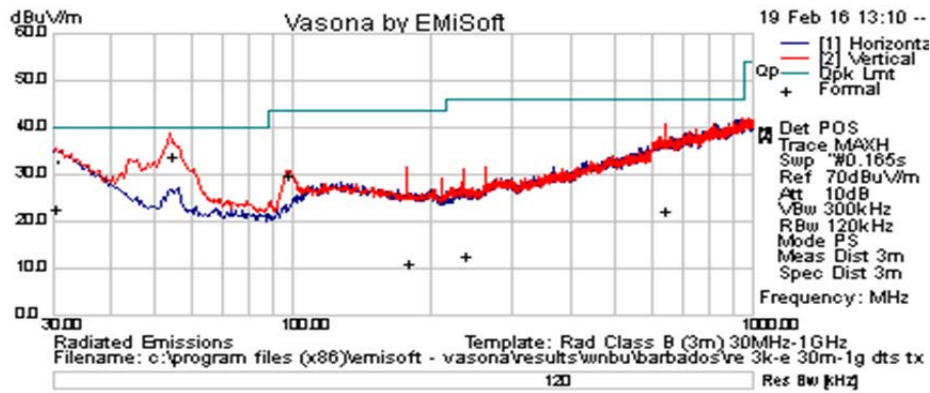
Maximize Turntable (find worst case table angle), Maximize Antenna (find worst case height)

This report represents the worst case data for all supported operating modes and antennas.

System Number	Description	Samples	System under test	Support equipment
1	EUT	S01	<input checked="" type="checkbox"/>	<input type="checkbox"/>
	Support	S02	<input type="checkbox"/>	<input checked="" type="checkbox"/>

<b>Tested By :</b> Jose Aguirre	<b>Date of testing:</b> 01-Jan-16 - 29-Feb-16
<b>Test Result : PASS</b>	

See Appendix C for list of test equipment



### Test Results

Frequency MHz	Raw dBuV	Cable Loss	AF dB	Level dBuV/m	Measurement Type	P ol	Hgt cm	Azt Deg	Limit dBuV/m	Margin dB	Pass /Fail
236.393	-0.03	1.46	11.36	12.78	Quasi Max	V	330	28	46	-33.22	Pass
54.055	25.96	0.7	7.35	34	Quasi Max	V	120	178	40	-6	Pass
97.415	19.7	0.93	9.49	30.11	Quasi Max	V	116	218	43.5	-13.39	Pass
30.485	1.02	0.49	21.27	22.78	Quasi Max	V	113	223	40	-17.22	Pass
177.075	-1.49	1.27	11.36	11.14	Quasi Max	V	375	338	43.5	-32.36	Pass
643.757	0.49	2.39	19.3	22.18	Quasi Max	V	204	360	46	-23.82	Pass



## B.4 AC Conducted Emissions

**FCC 15.207 (a) & RSS-Gen 8.8 / LP0002:2.3** Except when the requirements applicable to a given device state otherwise, for any radio apparatus equipped to operate from the public utility AC power supply, either directly or indirectly (such as with a battery charger), the radio frequency voltage of emissions conducted back onto the AC power lines in the frequency range of 0.15 MHz to 30 MHz shall not exceed the limits shown in the table in these sections. The more stringent limit applies at the frequency range boundaries.

Measurement Procedure  
 Accordance with ANSI C63.10:2013 section 6.2

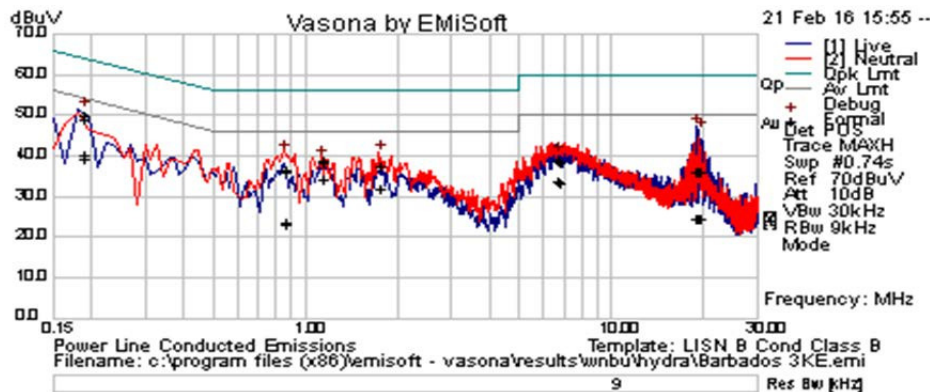
Using Vasona, configure the spectrum analyzer as shown below (be sure to enter all losses between the transmitter output and the spectrum analyzer). Place the radio in continuous transmit mode.

Span: 150 KHz – 30 MHz  
 Attenuation: 10 dB  
 Sweep Time: Coupled  
 Resolution Bandwidth: 9 KHz  
 Video Bandwidth: 30 KHz  
 Detector: Quasi-Peak / Average

System Number	Description	Samples	System under test	Support equipment
1	EUT	S01	<input checked="" type="checkbox"/>	<input type="checkbox"/>
	Support	S02	<input type="checkbox"/>	<input checked="" type="checkbox"/>

<b>Tested By :</b> Jose Aguirre	<b>Date of testing:</b> 01-Jan-16 - 29-Feb-16
<b>Test Result : PASS</b>	


See separate EMC test report for test data.



**Test Results**

Frequency MHz	Raw dBuV	Cable Loss	Factors dB	Level dBuV	Measurement Type	Line	Limit dBuV	Margin dB	Pass /Fail
0.857757	16.19	19.91	0.03	36.14	Quasi Peak	Live	56	-19.86	Pass
0.187244	29.09	20.91	0.06	50.06	Quasi Peak	Live	64.16	-14.1	Pass
19.007406	15.87	20.3	0.2	36.37	Quasi Peak	Live	60	-23.63	Pass
1.755417	17.64	19.9	0.03	37.57	Quasi Peak	Live	56	-18.43	Pass
19.383573	15.92	20.3	0.2	36.42	Quasi Peak	Live	60	-23.58	Pass
6.724028	18.68	20.01	0.07	38.76	Quasi Peak	Live	60	-21.24	Pass
1.131699	18.77	19.9	0.04	38.71	Quasi Peak	Live	56	-17.29	Pass
19.029708	16	20.3	0.2	36.5	Quasi Peak	Neutral	60	-23.5	Pass
0.856911	16.86	19.91	0.03	36.81	Quasi Peak	Neutral	56	-19.19	Pass
19.384527	15.97	20.3	0.2	36.47	Quasi Peak	Neutral	60	-23.53	Pass
0.190178	28.11	20.9	0.06	49.06	Quasi Peak	Neutral	64.03	-14.97	Pass
1.133571	19.28	19.9	0.04	39.22	Quasi Peak	Neutral	56	-16.78	Pass
1.756893	17.73	19.9	0.03	37.66	Quasi Peak	Neutral	56	-18.34	Pass
6.712994	19.08	20.01	0.07	39.16	Quasi Peak	Neutral	60	-20.84	Pass
0.857757	4.02	19.91	0.03	23.97	Average	Live	46	-22.03	Pass
0.187244	19.33	20.91	0.06	40.3	Average	Live	54.16	-13.86	Pass
19.007406	4.14	20.3	0.2	24.65	Average	Live	50	-25.35	Pass
1.755417	12.41	19.9	0.03	32.34	Average	Live	46	-13.66	Pass
19.383573	4.45	20.3	0.2	24.95	Average	Live	50	-25.05	Pass
6.724028	13.39	20.01	0.07	33.47	Average	Live	50	-16.53	Pass
1.131699	14.43	19.9	0.04	34.37	Average	Live	46	-11.63	Pass
19.029708	4.05	20.3	0.2	24.55	Average	Neutral	50	-25.45	Pass
0.856911	3.62	19.91	0.03	23.57	Average	Neutral	46	-22.43	Pass
19.384527	4.22	20.3	0.2	24.72	Average	Neutral	50	-25.28	Pass
0.190178	18.8	20.9	0.06	39.75	Average	Neutral	54.03	-14.28	Pass
1.133571	14.69	19.9	0.04	34.63	Average	Neutral	46	-11.37	Pass
1.756893	12.41	19.9	0.03	32.34	Average	Neutral	46	-13.66	Pass
6.712994	13.86	20.01	0.07	33.94	Average	Neutral	50	-16.06	Pass


**Photographs of setup**



**Title: Conducted Test Setup**

This is a dual band 2.4GHz / 5GHz device. All ports in this test set up photo are connected as all testing is automated. Section 2.6 of this test report given an overview of the different Tx antenna combinations used by this device.

AC Mains Conducted Emissions setup




Radiated Emissions setup 30MHz – 1GHz





Radiated Emissions setup above 1GHz





**Appendix C: List of Test Equipment Used to perform the test**

Equip#	Manufacturer/ Model	Description	Last Cal	Next Due	Test Item
<b>Test Equipment used for Radiated Emissions</b>					
CIS005691	NSP1800-25-S1 Miteq	Broadband Preamplifier (1-18GHz)	25-Jun-15	25-Jun-16	B.1, B.2
CIS008448	NSA 5m Chamber Cisco	NSA 5m Chamber	9-Oct-15	9-Oct-16	B.1, B.2, B.3
CIS021117	UFB311A-0-2484-520520 Micro-Coax	RF Coaxial Cable, to 18GHz, 248.4 in	24-Aug-15	24-Aug-16	B.1, B.2, B.3
CIS034075	RSG 2000 Schaffner	Reference Spectrum Generator, 1-18GHz	Cal Not Required	Cal Not Required	B.1, B.2
CIS035284	3117 ETS-Lindgren	Double Ridged Waveguide Horn Antenna	30-Sep-15	30-Sep-16	B.1, B.2
CIS037236	50CB-015 JFW	GPIB Control Box	Cal Not Required	Cal Not Required	B.1, B.2
CIS040597	Above 1GHz Site Cal Cisco	Above 1GHz Cispr Site Verification	25-Sep-15	25-Sep-16	B.1, B.2
CIS041979	1840 Cisco	18-40GHz EMI Test Head/Verification Fixture	13-Jul-15	13-Jul-16	B.1, B.2
CIS042266	JB1 Sunol Sciences	Combination Antenna	21-Apr-15	21-Apr-16	B.3
CIS044940	ESU40 Rohde & Schwarz	EMI Test Receiver, 20Hz-40GHz	2-Nov-15	2-Nov-16	B.1, B.2, B.3
CIS054230	iBTHP-5-DB9 Newport	5 inch Temp/RH/Press Sensor w/20ft cable	10-Feb-16	10-Feb-17	B.1, B.2, B3
CIS041979	1840 Cisco	18-40GHz EMI Test Head/Verification Fixture	13-Jul-15	13-Jul-16	B.1, B.2
CIS047299	N9030A Agilent Technologies	PXA Signal Analyzer	23-Oct-15	23-Oct-16	B.1, B.2
CIS037236	50CB-015 JFW	GPIB Control Box	Cal Not Required	Cal Not Required	B.1, B.2
CIS034075	RSG 2000 Schaffner	Reference Spectrum Generator, 1-18GHz	Cal Not Required	Cal Not Required	B.1, B.2
CIS049563	Sucoflex 106A Huber + Suhner	N Type Cable 18GHz	24-Aug-15	24-Aug-16	B.1, B.2, B3

<b>Test Equipment used for AC Mains Conducted Emissions</b>					
Equip No	Model Manufacturer	Description	Last Cal	Next Cal	Test Item
CIS002464	FCC-801-M2-16 Fischer Custom Communications	CDN, 2-LINE, 16A	12-Mar-15	12-Mar-16	B.4
CIS049532	H785-150K-50-21378 TTE	High Pass Filter	8-May-15	8-May-16	B.4
CIS020913	FCC-LISN-PA-NEMA-5-15 Fischer Custom Communications	AC Adapter	8-May-15	8-May-16	B.4
CIS007704	FCC-LISN-50/250-50-2-01 Fischer Custom Communications	LISN	8-May-15	8-May-16	B.4
CIS008185	FCC-450B-2.4-N Fischer Custom Communications	Instrumentation Limiter	28-Jul-15	28-Jul-16	B.4
CIS051756	5-T-MB Bird	5W 50 Ohm BNC Termination 4GHz	6-Aug-15	6-Aug-16	B.4
CIS049563	Sucoflex 106A Huber + Suhner	N Type Cable 18GHz	24-Aug-15	24-Aug-16	B.4



CIS021117	UFB311A-0-2484-520520 Micro-Coax	RF Coaxial Cable, to 18GHz, 248.4 in	24-Aug-15	24-Aug-16	B.4
CIS044940	ESU40 Rohde & Schwarz	EMI Test Receiver, 20Hz-40GHz	2-Nov-15	2-Nov-16	B.4
CIS054647	33-605 Stanley	10meter Measuring Tape	Cal not required	Cal not required	B.4
CIS018963	CNE V York	Comparison Noise Emitter, 30 - 1000MHz	Cal not required	Cal not required	B.4

Test Equipment used for RF Conducted Tests					
Equip No	Model Manufacturer	Description	Last Cal	Next Cal	Test Item
CIS050721	N9030A Keysight	PXA Signal Analyzer	13-Apr-15	13-Apr-16	A1 thru A6
CIS054662	SF18-S1S1-36 MegaPhase	SMA 36" cable	24-Sep-15	24-Sep-16	A1 thru A6
CIS054663	F120-S1S1-48 MegaPhase	SMA 48" Cable	25-Sep-15	25-Sep-16	A1 thru A6
CIS054665	RA08-S1S1-24 MegaPhase	SMA 24" Cable	25-Sep-15	25-Sep-16	A1 thru A6
CIS054666	RA08-S1S1-18 MegaPhase	SMA 18" Cable	25-Sep-15	25-Sep-16	A1 thru A6
CIS054667	RA08-S1S1-18 MegaPhase	SMA 18" Cable	25-Sep-15	25-Sep-16	A1 thru A6
CIS054668	RA08-S1S1-18 MegaPhase	SMA 18" Cable	25-Sep-15	25-Sep-16	A1 thru A6
CIS054669	RA08-S1S1-18 MegaPhase	SMA 18" Cable	25-Sep-15	25-Sep-16	A1 thru A6
CIS054670	RA08-S1S1-12 MegaPhase	SMA 12" Cable	25-Sep-15	25-Sep-16	A1 thru A6
CIS054671	RA08-S1S1-12 MegaPhase	SMA 12" Cable	25-Sep-15	25-Sep-16	A1 thru A6
CIS054672	RA08-S1S1-12 MegaPhase	SMA 12" Cable	25-Sep-15	25-Sep-16	A1 thru A6
CIS054673	RA08-S1S1-12 MegaPhase	SMA 12" Cable	25-Sep-15	25-Sep-16	A1 thru A6
CIS054674	RA08-S1S1-12 MegaPhase	SMA 12" Cable	25-Sep-15	25-Sep-16	A1 thru A6
CIS054675	RA08-S1S1-12 MegaPhase	SMA 12" Cable	25-Sep-15	25-Sep-16	A1 thru A6
CIS054677	RA08-S1S1-12 MegaPhase	SMA 12" Cable	25-Sep-15	25-Sep-16	A1 thru A6
CIS054678	RA08-S1S1-12 MegaPhase	SMA 12" Cable	25-Sep-15	25-Sep-16	A1 thru A6
CIS054686	NI PXI-2796 National Instruments	Plug-in switch module	6-Oct-15	6-Oct-16	A1 thru A6
CIS055094	PXI-1042 National Instruments	Chassis	Cal Not Required	Cal Not Required	A1 thru A6
CIS055117	RFLT2WDC40G RF Lambda	2 Way 40GHz Splitter	11-Nov-15	11-Nov-16	A1 thru A6
CIS055166	RFLT4WDC40GK RF Lambda	4 Way Power Divider 40GHz	23-Nov-15	23-Nov-16	A1 thru A6
CIS054656	BRC50705-02 Micro-Tronics	Band Reject Filter	24-Sep-15	24-Sep-16	A1 thru A6
CIS054655	BRC50704-02 Micro-Tronics	Notch Filter, SB:5.470-5.725GHz, to 12GHz	24-Sep-15	24-Sep-16	A1 thru A6



CIS054654	BRC50703-02 Micro-Tronics	Notch Filter, SB:5.150-5.350GHz, to 11GHz	24-Sep-15	24-Sep-16	A1 thru A6
CIS054653	BRM50702-02 Micro-Tronics	Notch Filter, SB:2.400-2.500GHz, to 18GHz	24-Sep-15	24-Sep-16	A1 thru A6
CIS054637	BWS30-W2/ Aeroflex	SMA 30dB Attenuator	02-June-15	02-June-16	A1 thru A6
CIS054636	BWS20-W2/ Aeroflex	20dB SMA Attenuator	02-June-15	02-June-16	A1 thru A6



## Appendix E: Abbreviation Key and Definitions

The following table defines abbreviations used within this test report.

Abbreviation	Description	Abbreviation	Description
EMC	Electro Magnetic Compatibility	°F	Degrees Fahrenheit
EMI	Electro Magnetic Interference	°C	Degrees Celsius
EUT	Equipment Under Test	Temp	Temperature
ITE	Information Technology Equipment	S/N	Serial Number
TAP	Test Assessment Schedule	Qty	Quantity
ESD	Electro Static Discharge	emf	Electromotive force
EFT	Electric Fast Transient	RMS	Root mean square
EDCS	Engineering Document Control System	Qp	Quasi Peak
Config	Configuration	Av	Average
CIS#	Cisco Number (unique identification number for Cisco test equipment)	Pk	Peak
Cal	Calibration	kHz	Kilohertz (1x10 <sup>3</sup> )
EN	European Norm	MHz	MegaHertz (1x10 <sup>6</sup> )
IEC	International Electro technical Commission	GHz	Gigahertz (1x10 <sup>9</sup> )
CISPR	International Special Committee on Radio Interference	H	Horizontal
CDN	Coupling/Decoupling Network	V	Vertical
LISN	Line Impedance Stabilization Network	dB	decibel
PE	Protective Earth	V	Volt
GND	Ground	kV	Kilovolt (1x10 <sup>3</sup> )
L1	Line 1	μV	Microvolt (1x10 <sup>-6</sup> )
L2	Line2	A	Amp
L3	Line 3	μA	Micro Amp (1x10 <sup>-6</sup> )
DC	Direct Current	mS	Milli Second (1x10 <sup>-3</sup> )
RAW	Uncorrected measurement value, as indicated by the measuring device	μS	Micro Second (1x10 <sup>-6</sup> )
RF	Radio Frequency	μS	Micro Second (1x10 <sup>-6</sup> )
SLCE	Signal Line Conducted Emissions	m	Meter
Meas dist	Measurement distance	Spec dist	Specification distance
N/A or NA	Not Applicable	SL	Signal Line (or Telecom Line)
P	Power Line	L	Live Line
N	Neutral Line	R	Return
S	Supply	AC	Alternating Current



**End**