



Test Report

**AIR-AP3802E-B-K9
AIR-AP3802E-UXK9
AIR-AP2802E-B-K9
AIR-AP2802E-UXK9**

Cisco Aironet 802.11ac Dual Band Access Points

FCC ID: LDK102099

5470-5725 MHz

Against the following Specifications:

CFR47 Part 15.407

Cisco Systems

170 West Tasman Drive
San Jose, CA 95134

	
Author: Jose Aguirre Tested By	Approved By: Jim Nicholson Title: Technical Leader, Engineering Revision: 3

This report replaces any previously entered test report under EDCS –**1552000**. This test report has been electronically authorized and archived using the CISCO Engineering Document Control system.



This test report has been electronically authorized and archived using the CISCO Engineering Document Control system.

SECTION 1: OVERVIEW	3
SECTION 2: ASSESSMENT INFORMATION	4
2.1 GENERAL	4
2.2 DATE OF TESTING.....	6
2.3 REPORT ISSUE DATE	6
2.4 TESTING FACILITIES	6
2.5 EQUIPMENT ASSESSED (EUT).....	6
2.6 EUT DESCRIPTION.....	7
SECTION 3: RESULT SUMMARY.....	10
3.1 RESULTS SUMMARY TABLE	10
SECTION 4: SAMPLE DETAILS.....	12
APPENDIX A: EMISSION TEST RESULTS	13
CONDUCTED TEST SETUP DIAGRAM.....	13
TARGET MAXIMUM CHANNEL POWER	13
A.1 99% AND 26DB BANDWIDTH.....	14
A.2 MAXIMUM CONDUCTED OUTPUT POWER/ POWER SPECTRAL DENSITY	28
A.3 CONDUCTED SPURIOUS EMISSIONS	48
A.4 CONDUCTED BANDEDGE	68
APPENDIX B: EMISSION TEST RESULTS.....	77
RADIATED EMISSION SETUP DIAGRAM-BELOW 1G	77
RADIATED EMISSION SETUP DIAGRAM-ABOVE 1G	77
B.1 RADIATED SPURIOUS EMISSIONS.....	78
B.2 RADIATED EMISSIONS 30MHZ TO 1GHZ.....	93
B.3 AC CONDUCTED EMISSIONS.....	95
APPENDIX C: LIST OF TEST EQUIPMENT USED TO PERFORM THE TEST.....	101
APPENDIX E: ABBREVIATION KEY AND DEFINITIONS	103



Section 1: Overview

The samples were assessed against the tests detailed in section 3 under the requirements of the following specifications:

Specifications:
CFR47 Part 15.407

Measurements were made in accordance with

- ANSI C63.10:2013
- KDB 789033 D02 General UNII Test Procedures New Rules v01r01
- KDB 662911 D01 Multiple Transmitter Output v02r01



Section2: Assessment Information

2.1 General

This report contains an assessment of an apparatus against Electromagnetic Compatibility Standards based upon tests carried out on the samples submitted. The testing was performed by and for the use of Cisco systems Inc:

With regard to this assessment, the following points should be noted:

- a) The results contained in this report relate only to the items tested and were obtained in the period between the date of the initial assessment and the date of issue of the report. Manufactured products will not necessarily give identical results due to production and measurement tolerances.
- b) The apparatus was set up and exercised using the configuration and modes of operation defined in this report only.
- c) Where relevant, the apparatus was only assessed using the susceptibility criteria defined in this report and the Test Assessment Plan (TAP).
- d) All testing was performed under the following environmental conditions:

Temperature	15°C to 35°C (54°F to 95°F)
Atmospheric Pressure	860mbar to 1060mbar (25.4" to 31.3")
Humidity	10% to 75*%
- e) All AC testing was performed at one or more of the following supply voltages:
110V 60 Hz (+/-20%)

Units of Measurement

The units of measurements defined in the appendices are reported in specific terms, which are test dependent. Where radiated measurements are concerned these are defined at a particular distance. Basic voltage measurements are defined in units of [dBuV]

As an example, the basic calculation for all measurements is as follows:

$$\text{Emission level [dBuV]} = \text{Indicated voltage level [dBuV]} + \text{Cable Loss [dB]} + \text{Other correction factors [dB]}$$

The combinations of correction factors are dependent upon the exact test configurations [see test equipment lists for further details] and may include:-

Antenna Factors, Pre Amplifier Gain, LISN Loss, Pulse Limiter Loss and Filter Insertion Loss

Note: to convert the results from dBuV/m to uV/m use the following formula:-

$$\text{Level in uV/m} = \text{Common Antilogarithm} [(X \text{ dBuV/m})/20] = Y \text{ uV/m}$$



Measurement Uncertainty Values

voltage and power measurements	± 2 dB
conducted EIRP measurements	± 1.4 dB
radiated measurements	± 3.2 dB
frequency measurements	$\pm 2.4 \cdot 10^{-7}$
temperature measurements	$\pm 0.54^{\circ}$
humidity measurements	$\pm 2.3\%$
DC and low frequency measurements	$\pm 2.5\%$

Where relevant measurement uncertainty levels have been estimated for tests performed on the apparatus. This uncertainty represents an expanded uncertainty expressed at approximately the 95% confidence level using a coverage factor of $k=2$.

Radiated emissions (expanded uncertainty, confidence interval 95%)

30 MHz - 300 MHz	+/- 3.8 dB
300 MHz - 1000 MHz	+/- 4.3 dB
1 GHz - 10 GHz	+/- 4.0 dB
10 GHz - 18GHz	+/- 8.2 dB
18GHz - 26.5GHz	+/- 4.1 dB
26.5GHz - 40GHz	+/- 3.9 dB

Conducted emissions (expanded uncertainty, confidence interval 95%)

30 MHz – 40GHz	+/- 0.38 dB
----------------	-------------

A product is considered to comply with a requirement if the nominal measured value is below the limit line. The product is considered to not be in compliance in case the nominal measured value is above the limit line.

This report must not be reproduced except in full, without written approval of Cisco Systems.

**2.2 Date of testing**

01-Jan-16 - 03-Mar-16

2.3 Report Issue Date

03-March-2016

Cisco uses an electronic system to issue, store and control the revision of test reports. This system is called the Engineering Document Control System (EDCS). The actual report issue date is embedded into the original file on EDCS. Any copies of this report, either electronic or paper, that are not on EDCS must be considered uncontrolled.

2.4 Testing facilities

This assessment was performed by:

Testing Laboratory

Cisco Systems, Inc.,
125 West Tasman Drive
San Jose, CA 95134, USA

Registration Numbers for Industry Canada

Cisco System Site	Address	Site Identifier
Building P, 10m Chamber	125 West Tasman Dr San Jose, CA 95134	Company #: 2461N-2
Building P, 5m Chamber	125 West Tasman Dr San Jose, CA 95134	Company #: 2461N-1
Building I, 5m Chamber	285 W. Tasman Drive San Jose, California 95134	Company #: 2461M-1

Test Engineers

Jose Aguirre

2.5 Equipment Assessed (EUT)

AIR-AP3802E-B-K9



2.6 EUT Description

The Cisco Aironet 802.11ac Radio supports the following modes of operation. The modes are further defined in the radio Theory of Operation. The modes included in this report represent the worst case data for all modes.

- 802.11n/ac - Non HT20, One Antenna, 6 to 54 Mbps
- 802.11n/ac - Non HT20, Two Antennas, 6 to 54 Mbps
- 802.11n/ac - Non HT20, Three Antennas, 6 to 54 Mbps
- 802.11n/ac - Non HT20, Four Antennas, 6 to 54 Mbps

- 802.11n/ac - Non HT20 Beam Forming, Two Antennas, 6 to 54 Mbps
- 802.11n/ac - Non HT20 Beam Forming, Three Antennas, 6 to 54 Mbps
- 802.11n/ac - Non HT20 Beam Forming, Four Antennas, 6 to 54 Mbps

- 802.11n/ac - HT/VHT20, One Antenna, M0 to M7
- 802.11n/ac - HT/VHT20, Two Antennas, M0 to M7
- 802.11n/ac - HT/VHT20, Two Antennas, M8 to M15
- 802.11n/ac - HT/VHT20, Three Antennas, M0 to M7
- 802.11n/ac - HT/VHT20, Three Antennas, M8 to M15
- 802.11n/ac - HT/VHT20, Three Antennas, M16 to M23
- 802.11n/ac - HT/VHT20, Four Antennas, M0 to M7
- 802.11n/ac - HT/VHT20, Four Antennas, M8 to M15
- 802.11n/ac - HT/VHT20, Four Antennas, M16 to M23

- 802.11n/ac - HT/VHT20 Beam Forming, Two Antennas, M0 to M7
- 802.11n/ac - HT/VHT20 Beam Forming, Two Antennas, M8 to M15
- 802.11n/ac - HT/VHT20 Beam Forming, Three Antennas, M0 to M7
- 802.11n/ac - HT/VHT20 Beam Forming, Three Antennas, M8 to M15
- 802.11n/ac - HT/VHT20 Beam Forming, Three Antennas, M16 to M23
- 802.11n/ac - HT/VHT20 Beam Forming, Four Antennas, M0 to M7
- 802.11n/ac - HT/VHT20 Beam Forming, Four Antennas, M8 to M15
- 802.11n/ac - HT/VHT20 Beam Forming, Four Antennas, M16 to M23

- 802.11n/ac - HT/VHT20 STBC, Two Antennas, M0 to M7
- 802.11n/ac - HT/VHT20 STBC, Three Antennas, M0 to M7
- 802.11n/ac - HT/VHT20 STBC, Four Antennas, M0 to M7

- 802.11n/ac - Non HT40 Duplicate, One Antenna, 6 to 54 Mbps
- 802.11n/ac - Non HT40 Duplicate, Two Antennas, 6 to 54 Mbps
- 802.11n/ac - Non HT40 Duplicate, Three Antennas, 6 to 54 Mbps
- 802.11n/ac - Non HT40 Duplicate, Four Antennas, 6 to 54 Mbps

- 802.11n/ac - HT/VHT40, One Antenna, M0 to M7
- 802.11n/ac - HT/VHT40, Two Antennas, M0 to M7
- 802.11n/ac - HT/VHT40, Two Antennas, M8 to M15
- 802.11n/ac - HT/VHT40, Three Antennas, M0 to M7
- 802.11n/ac - HT/VHT40, Three Antennas, M8 to M15
- 802.11n/ac - HT/VHT40, Three Antennas, M16 to M23
- 802.11n/ac - HT/VHT40, Four Antennas, M0 to M7
- 802.11n/ac - HT/VHT40, Four Antennas, M8 to M15
- 802.11n/ac - HT/VHT40, Four Antennas, M16 to M23



802.11n/ac - HT/VHT40 Beam Forming, Two Antennas, M0 to M7
802.11n/ac - HT/VHT40 Beam Forming, Two Antennas, M8 to M15
802.11n/ac - HT/VHT40 Beam Forming, Three Antennas, M0 to M7
802.11n/ac - HT/VHT40 Beam Forming, Three Antennas, M8 to M15
802.11n/ac - HT/VHT40 Beam Forming, Three Antennas, M16 to M23
802.11n/ac - HT/VHT40 Beam Forming, Four Antennas, M0 to M7
802.11n/ac - HT/VHT40 Beam Forming, Four Antennas, M8 to M15
802.11n/ac - HT/VHT40 Beam Forming, Four Antennas, M16 to M23

802.11n/ac - HT/VHT40 STBC, Two Antennas, M0 to M7
802.11n/ac - HT/VHT40 STBC, Three Antennas, M0 to M7
802.11n/ac - HT/VHT40 STBC, Four Antennas, M0 to M7

802.11n/ac - Non HT80 Duplicate, One Antenna, 6 to 54 Mbps
802.11n/ac - Non HT80 Duplicate, Two Antennas, 6 to 54 Mbps
802.11n/ac - Non HT80 Duplicate, Three Antennas, 6 to 54 Mbps
802.11n/ac - Non HT80 Duplicate, Four Antennas, 6 to 54 Mbps

802.11ac - VHT80, One Antenna, M0.1 to M9.1
802.11ac - VHT80, Two Antennas, M0.1 to M9.1
802.11ac - VHT80, Two Antennas, M0.2 to M9.2
802.11ac - VHT80, Three Antennas, M0.1 to M9.1
802.11ac - VHT80, Three Antennas, M0.2 to M9.2
802.11ac - VHT80, Three Antennas, M0.3 to M9.3
802.11ac - VHT80, Four Antennas, M0.1 to M9.1
802.11ac - VHT80, Four Antennas, M0.2 to M9.2
802.11ac - VHT80, Four Antennas, M0.3 to M9.3

802.11ac - VHT80 Beam Forming, Two Antennas, M0.1 to M9.1
802.11ac - VHT80 Beam Forming, Two Antennas, M0.2 to M9.2
802.11ac - VHT80 Beam Forming, Three Antennas, M0.1 to M9.1
802.11ac - VHT80 Beam Forming, Three Antennas, M0.2 to M9.2
802.11ac - VHT80 Beam Forming, Three Antennas, M0.3 to M9.3
802.11ac - VHT80 Beam Forming, Four Antennas, M0.1 to M9.1
802.11ac - VHT80 Beam Forming, Four Antennas, M0.2 to M9.2
802.11ac - VHT80 Beam Forming, Four Antennas, M0.3 to M9.3

802.11ac - VHT80 STBC, Two Antennas, M0.1 to M9.1
802.11ac - VHT80 STBC, Three Antennas, M0.1 to M9.1
802.11ac - VHT80 STBC, Four Antennas, M0.1 to M9.1

802.11n/ac - Non HT160, One Antenna, 6 to 54 Mbps
802.11n/ac - Non HT160, Two Antennas, 6 to 54 Mbps
802.11n/ac - Non HT160, Three Antennas, 6 to 54 Mbps
802.11n/ac - Non HT160, Four Antennas, 6 to 54 Mbps

802.11ac - VHT160, One Antenna, M0.1 to M9.1
802.11ac - VHT160, Two Antennas, M0.1 to M9.1
802.11ac - VHT160, Two Antennas, M0.2 to M9.2
802.11ac - VHT160, Three Antennas, M0.1 to M9.1
802.11ac - VHT160, Three Antennas, M0.2 to M9.2
802.11ac - VHT160, Three Antennas, M0.3 to M9.3
802.11ac - VHT160, Four Antennas, M0.1 to M9.1
802.11ac - VHT160, Four Antennas, M0.2 to M9.2
802.11ac - VHT160, Four Antennas, M0.3 to M9.3
802.11ac - VHT160 Beam Forming, Two Antennas, M0.1 to M9.1
802.11ac - VHT160 Beam Forming, Two Antennas, M0.2 to M9.2
802.11ac - VHT160 Beam Forming, Three Antennas, M0.1 to M9.1
802.11ac - VHT160 Beam Forming, Three Antennas, M0.2 to M9.2



802.11ac - VHT160 Beam Forming, Three Antennas, M0.3 to M9.3
 802.11ac - VHT160 Beam Forming, Four Antennas, M0.1 to M9.1
 802.11ac - VHT160 Beam Forming, Four Antennas, M0.2 to M9.2
 802.11ac - VHT160 Beam Forming, Four Antennas, M0.3 to M9.3

802.11ac - VHT160 STBC, Two Antennas, M0.1 to M9.1
 802.11ac - VHT160 STBC, Three Antennas, M0.1 to M9.1
 802.11ac - VHT160 STBC, Four Antennas, M0.1 to M9.1

The following antennas are supported by this product series.
 The data included in this report represent the worst case data for all antennas.

Frequency	Part Number	Antenna Type	Antenna Gain (dBi)	Model
5 GHz	AIR-ANT5140V-R	MIMO 3-Element Omni	4	3800E
	AIR-ANT5140NV-R	MIMO Wall-Mount Omni Antenna	4	3800E
	AIR-ANT5145V-R	Diversity Omni-directional	4.5	3800E
	AIR-ANT5160NP-R	MIMO 3-Element Patch	6	3800E
2.4 / 5 GHz	AIR-ANT2451V-R	Omni	2 / 3	3800E
	AIR-ANT2451NV-R	Omni	3 / 4	3800E
	AIR-ANT2524DB-R	Dual-resonant black dipole	2 / 4	2800E/3800E
	AIR-ANT2524DW-R	Dual-resonant white dipole	2 / 4	2800E/3800E
	AIR-ANT2524DG-R	Dual-resonant gray dipole	2 / 4	2800E/3800E
	AIR-ANT2524V4C-R	Dual-resonant ceiling mount omni (4-pack)	2 / 4	2800E/3800E
	AIR-ANT2535SDW-R	Dual-resonant "stubby" monopole	3 / 5	2800E/3800E
	AIR-ANT2544V4M-R	Dual-resonant omni (4-pack)	4 / 4	2800E/3800E
	AIR-ANT2566P4W-R	Dual-resonant "directional" antenna (4-pack)	6 / 6	2800E/3800E
	AIR-ANT25-LOC-02	Directional HL / Directional WiFi	4 / 4	2800E/3800E
	AIR-ANT25-LOC-03	Linear HL / Omni WiFi	1 / 3	2800E/3800E
	AIR-ANT25-LOC-04	Omni HL / Omni WiFi	1 / 3	2800E/3800E



Section 3: Result Summary

3.1 Results Summary Table

Conducted emissions

Basic Standard	Technical Requirements / Details	Result
FCC 15.407	<p>99% & 26 dB Bandwidth: The 99% occupied bandwidth is the frequency bandwidth such that, below its lower and above its upper frequency limits, the mean powers are each equal to 0.5% of the total mean power of the given emission. There is no limit for 99% OBW.</p> <p>The 26 dB emission is the width of the emission that is constrained by the frequencies associated with the two outermost amplitude points (upper and lower frequencies) that are attenuated by 26 dB relative to the maximum level measured in the fundamental emission.</p>	Pass
FCC 15.407	<p>Output Power: 15.407 (2) For the 5.25-5.35 GHz and 5.47-5.725 GHz bands, the maximum conducted output power over the frequency bands of operation shall not exceed the lesser of 250 mW or 11 dBm + 10 log B, where B is the 26 dB emission bandwidth in megahertz. In addition, the maximum power spectral density shall not exceed 11 dBm in any 1 megahertz band. If transmitting antennas of directional gain greater than 6 dBi are used, both the maximum conducted output power and the maximum power spectral density shall be reduced by the amount in dB that the directional gain of the antenna exceeds 6 dBi.</p>	Pass
FCC 15.407	<p>Power Spectral Density: 15.407 The maximum power spectral density shall not exceed 17 dBm in any 1 megahertz band. If transmitting antennas of directional gain greater than 6 dBi are used, both the maximum conducted output power and the maximum power spectral density shall be reduced by the amount in dB that the directional gain of the antenna exceeds 6 dBi.</p>	Pass
FCC 15.407	<p>Conducted Spurious Emissions / Band-Edge: 15.407 (3) For transmitters operating in the 5.47-5.725 GHz band: All emissions outside of the 5.47-5.725 GHz band shall not exceed an e.i.r.p. of -27 dBm/MHz.</p>	Pass
FCC 15.407 FCC 15.209 FCC 15.205	<p>Restricted band: Unwanted emissions falling within the restricted bands, as defined in FCC 15.205 (a) must also comply with the radiated emission limits specified in FCC 15.209 (a).</p>	Pass

**Radiated Emissions (General requirements)**

Basic Standard	Technical Requirements / Details	Result
FCC 15.209 FCC 15.205	TX Spurious Emissions: Except as provided elsewhere in this subpart, the emissions from an intentional radiator shall not exceed the field strength levels specified in the filed strength limits table in this section.	Pass
FCC 15.207	AC conducted Emissions: Except when the requirements applicable to a given device state otherwise, for any radio apparatus equipped to operate from the public utility AC power supply, either directly or indirectly (such as with a battery charger), the radio frequency voltage of emissions conducted back onto the AC power lines in the frequency range of 0.15 MHz to 30 MHz shall not exceed the limits shown in the table in these sections. The more stringent limit applies at the frequency range boundaries.	Pass

* MPE calculation is recorded in a separate report



Section 4: Sample Details

Note: Each sample was evaluated to ensure that its condition was suitable to be used as a test sample prior to the commencement of testing.

4.1 Sample Details

Sample No.	Equipment Details	Manufacturer	Hardware Rev.	Firmware Rev.	Software Rev.	Serial Number
S01	AIR-AP3802E-B-K9	Cisco Systems	01	Linux ver 3.14.33	U-boot	FOC1945132D
S02*	PWR-CUBE-B 341-100460-001	Delta	A0	NA	NA	Engineering sample

(*) S02 are support equipment Power supplies for EUT S01

4.2 System Details

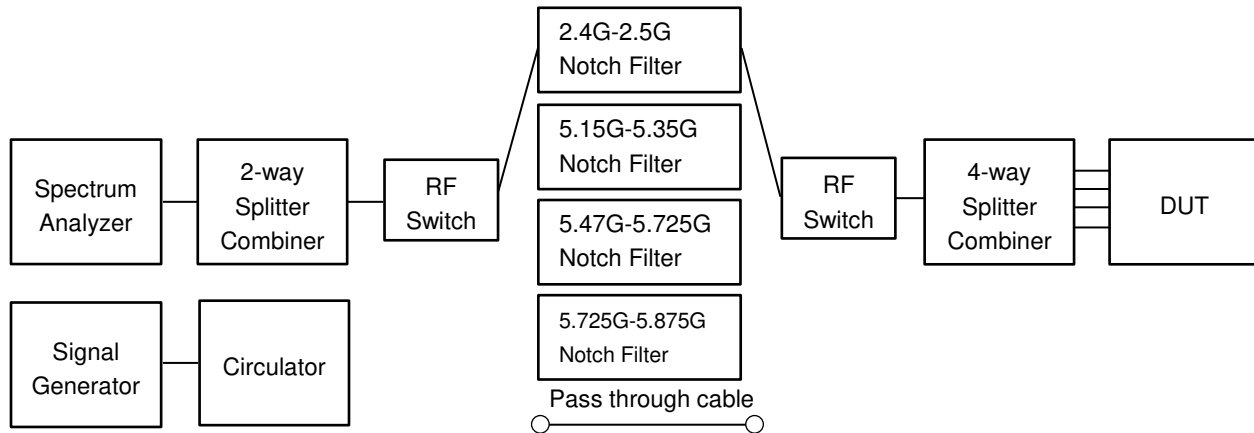
System #	Description	Samples
1	AIR-AP3802E-B-K9	S01
2	PWR-CUBE-B	S02

4.3 Mode of Operation Details

Mode#	Description	Comments
1	Continuous Transmitting	Continuous Transmitting $\geq 98\%$ duty cycle

All measurements were made in accordance with

- ANSI C63.10:2013
- KDB 789033 D02 General UNII Test Procedures New Rules v01r01
- KDB 662911 D01 Multiple Transmitter Output v02r01

Appendix A: Emission Test Results**Conducted Test Setup Diagram****Target Maximum Channel Power**

The following table details the maximum supported Total Channel Power for all operating modes.

Operating Mode	Maximum Channel Power (dBm)		
	Frequency (MHz)		
	5570		
Non HT160, 6 to 54 Mbps	17		
VHT160, M0 to M9, M0 to M9 1-0ss	19		
VHT160 Beam Forming, M0 to M9, M0 to M9 1-0ss	19		
VHT160 STBC, M0.1 to M9.1	19		
	5500	5560	5720
Non HT20, 6 to 54 Mbps	18	18	19
Non HT20 Beam Forming, 6 to 54 Mbps	17	18	17
HT/VHT20, M0 to M23, M0 to M9 1-0ss	21	21	21
HT/VHT20 Beam Forming, M0 to M23, M0 to M9 1-0ss	21	21	20
HT/VHT20 STBC, M0 to M7	21	20	20
	5510	5670	5710
Non HT40, 6 to 54 Mbps	11	21	20
HT/VHT40, M0 to M23, M0 to M9 1-0ss	16	23	22
HT/VHT40 Beam Forming, M0 to M23, M0 to M9 1-0ss	16	22	22
HT/VHT40 STBC, M0 to M7	16	22	22
	5530	5690	
Non HT80, 6 to 54 Mbps	17	21	
VHT80, M0 to M9, M0 to M9 1-0ss	19	22	
VHT80 Beam Forming, M0 to M9, M0 to M9 1-0ss	19	22	
VHT80 STBC, M0.1 to M9.1	19	22	

A.1 99% and 26dB Bandwidth

FCC 15.407 The 99% occupied bandwidth is the frequency bandwidth such that, below its lower and above its upper frequency limits, the mean powers are each equal to 0.5% of the total mean power of the given emission. There is no limit for 99% OBW.

The 26 dB emission is the width of the emission that is constrained by the frequencies associated with the two outermost amplitude points (upper and lower frequencies) that are attenuated by 26 dB relative to the maximum level measured in the fundamental emission.

KDB 644545 D03 v01 section D1b

Band-crossing emissions: For an emission that crosses the boundary between two adjacent U-NII bands, the boundary frequency between the bands serves as one edge for defining the portion of the EBW that falls within a particular U-NII band. However, the -26 dB points are measured relative to the highest point on the contiguous segment—regardless of which band contains that highest point (Figure4).

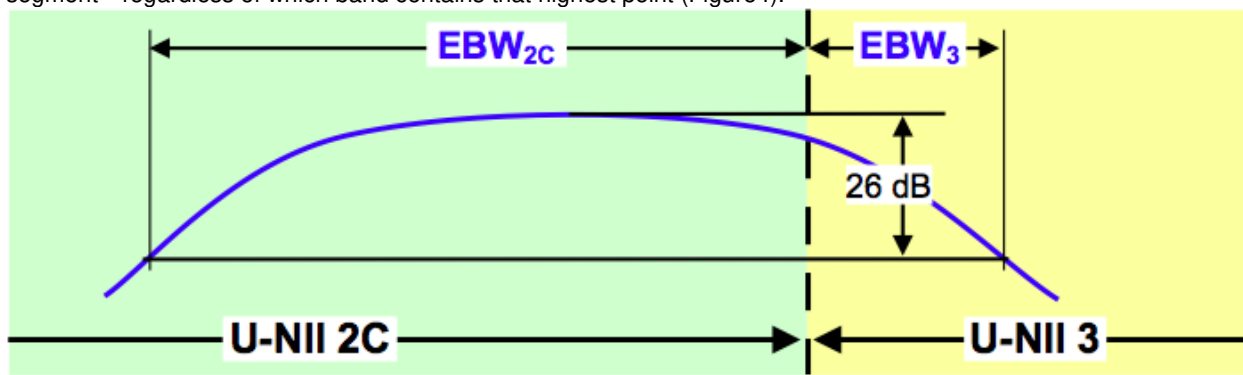


Figure 4. Emission Bandwidth (EBW) within a Band for Band-Crossing Signals

Test Procedure

Ref. ANSI C63.10: 2013 Section 6.9.3
 KDB 644545 D03 v01
 KDB 789033 D02 General UNII Test Procedures New Rules v01r01
 KDB 662911 v02r01

99% BW and EBW (-26dB)

Test Procedure

1. Set the radio in the continuous transmitting mode.
2. Allow the trace to stabilize.
3. Setting the x-dB bandwidth mode to -26dB and OBW power function to 99% within the measurement set up function.
4. Select the automatic OBW measurement function of an instrument to perform bandwidth measurement.
5. Capture graphs and record pertinent measurement data.

Ref. ANSI C63.10: 2013 Section 6.9.3

99% BW and EBW (-26dB)

Test parameters

X dB BW = -26dB (using the OBW function of the spectrum analyzer)
 OBW = 99% (using the OBW function of the spectrum analyzer)
 Span = 1.5 x to 5.0 times OBW
 RBW = approx. 1% to 5% of the OBW
 VBW ≥ 3 x RBW



Detector = Peak or where practical sample shall be used
Trace = Max. Hold

System Number	Description	Samples	System under test	Support equipment
1	EUT	S01	<input checked="" type="checkbox"/>	<input type="checkbox"/>
	Support	S02	<input type="checkbox"/>	<input checked="" type="checkbox"/>

Tested By : Jose Aguirre	Date of testing: 01-Jan-16 - 03-Mar-16
Test Result : PASS	

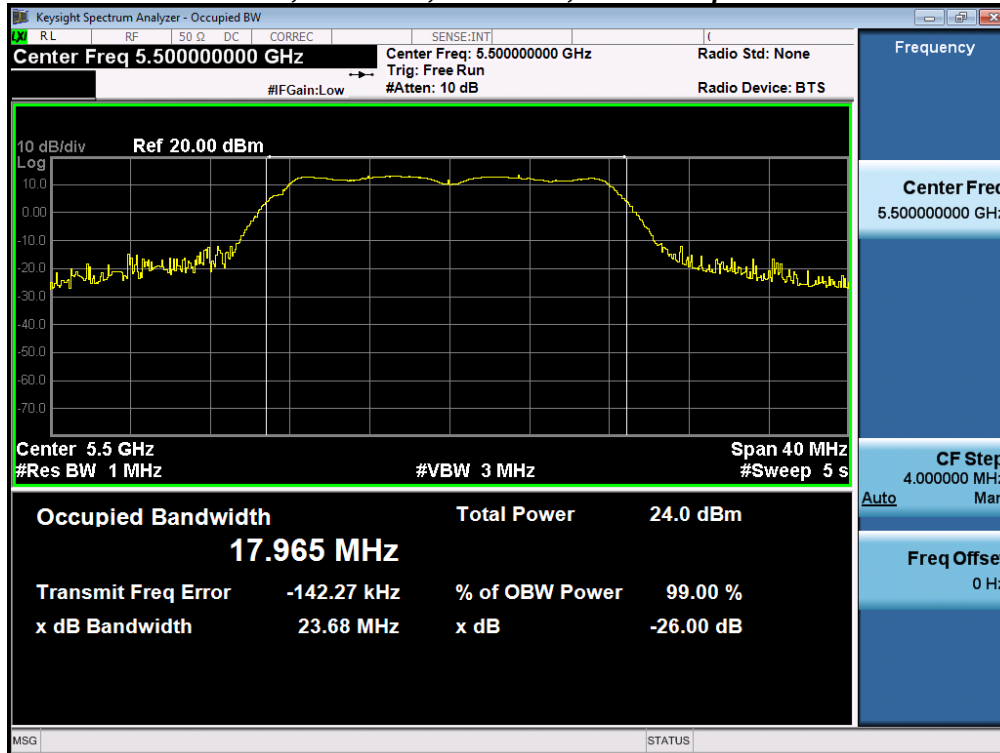
See Appendix C for list of test equipment



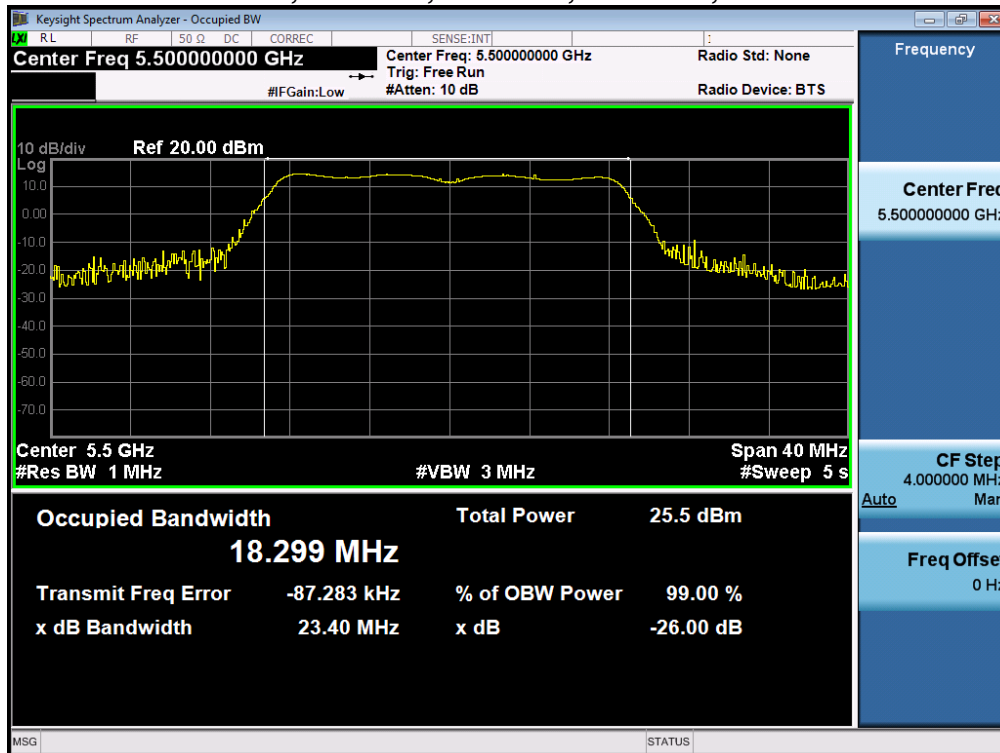
Frequency (MHz)	Mode	Data Rate (Mbps)	26dB BW (MHz)	99% BW (MHz)
5500	Non HT20, 6 to 54 Mbps	6	23.7	18.0
	HT/VHT20, M0 to M23, M0 to M9 1-0ss	m0	23.4	18.3
5510	Non HT40, 6 to 54 Mbps	6	52.5	37.0
	HT/VHT40, M0 to M23, M0 to M9 1-0ss	m0	43.6	36.7
5530	Non HT80, 6 to 54 Mbps	6	88.2	76.6
	VHT80, M0 to M9, M0 to M9 1-0ss	m0x1	85.3	76.8
5570	Non HT160, 6 to 54 Mbps	6	164.8	155.8
	VHT160, M0 to M9, M0 to M9 1-0ss	m0x1	164.6	155.6
5560	Non HT20, 6 to 54 Mbps	6	24.7	18.0
	HT/VHT20, M0 to M23, M0 to M9 1-0ss	m0	23.6	18.3
5660	Non HT20, 6 to 54 Mbps	6	25.6	18.0
	HT/VHT20, M0 to M23, M0 to M9 1-0ss	m0	23.2	18.3
5670	Non HT40, 6 to 54 Mbps	6	66.4	37.7
	HT/VHT40, M0 to M23, M0 to M9 1-0ss	m0	45.1	36.6
5690	Non HT80, 6 to 54 Mbps	6	103.5	76.9
	VHT80, M0 to M9, M0 to M9 1-0ss	m0x1	83.5	76.7
5700	Non HT20, 6 to 54 Mbps	6	24.1	18.0
	HT/VHT20, M0 to M23, M0 to M9 1-0ss	m0	22.7	18.3
5710	Non HT40, 6 to 54 Mbps	6	74.8	37.9
	HT/VHT40, M0 to M23, M0 to M9 1-0ss	m0	43.7	36.7
5720	Non HT20, 6 to 54 Mbps	6	22.7	18.0
	HT/VHT20, M0 to M23, M0 to M9 1-0ss	m0	26.6	18.3



26dB / 99% Bandwidth, 5500 MHz, Non HT20, 6 to 54 Mbps

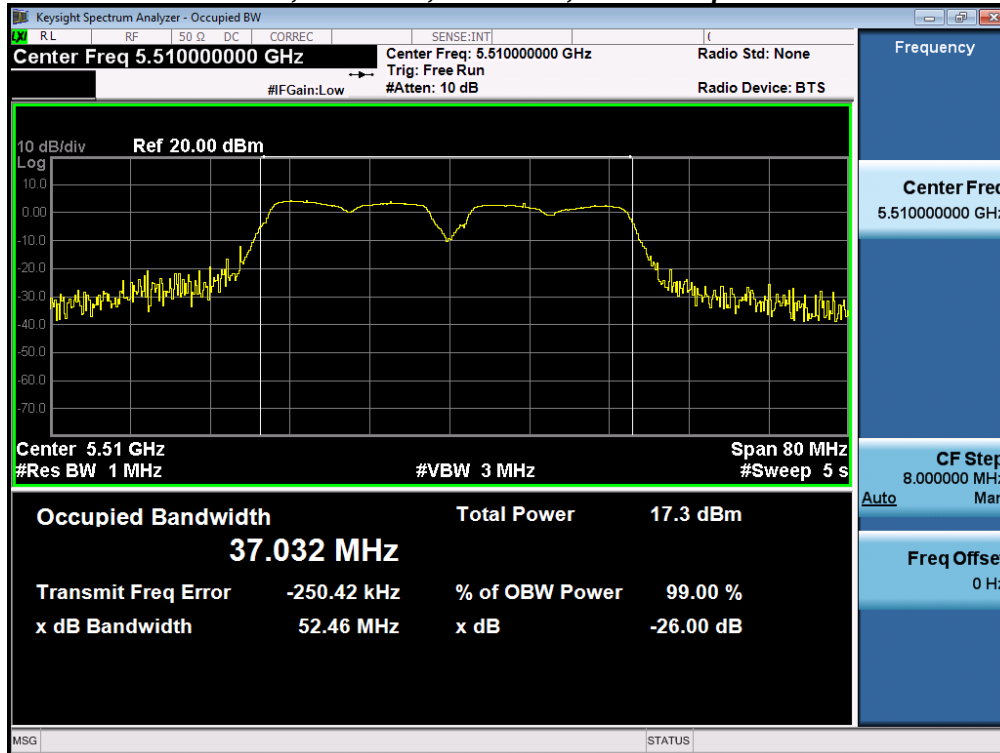


26dB / 99% Bandwidth, 5500 MHz, HT/VHT20, M0 to M23, M0 to M9 1-0ss

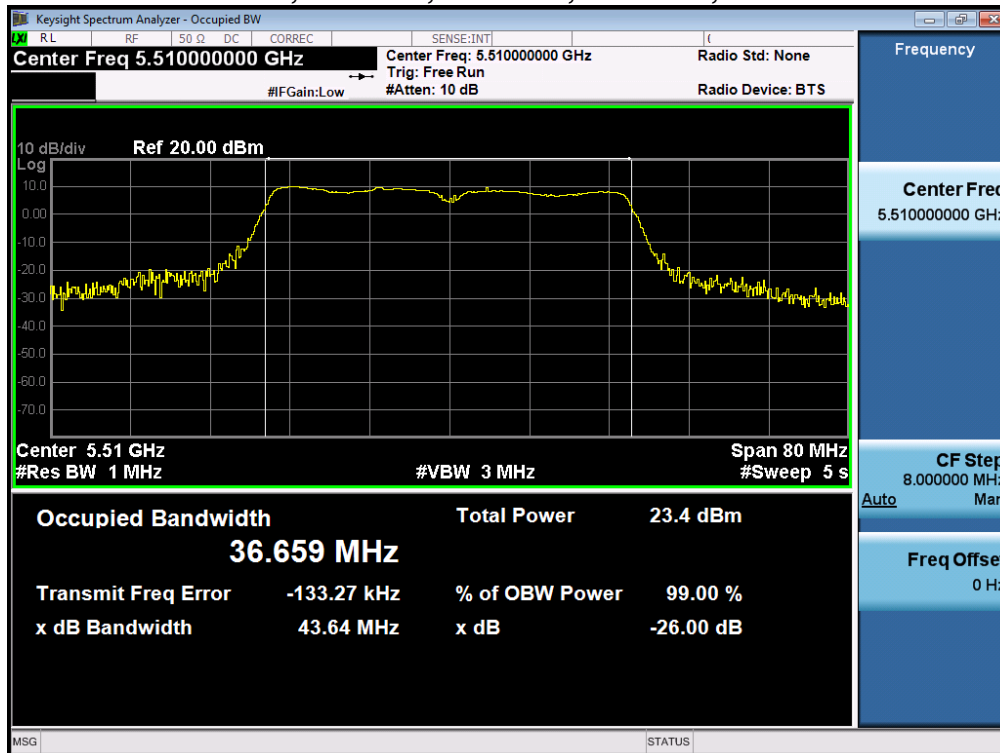




26dB / 99% Bandwidth, 5510 MHz, Non HT40, 6 to 54 Mbps

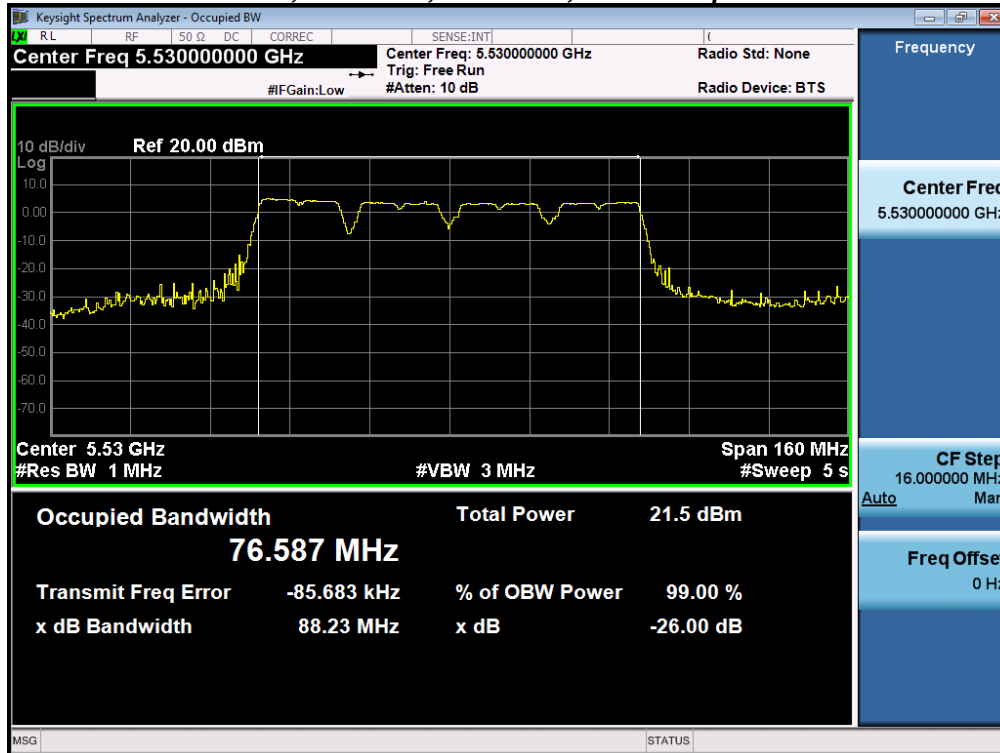


26dB / 99% Bandwidth, 5510 MHz, HT/VHT40, M0 to M23, M0 to M9 1-0ss

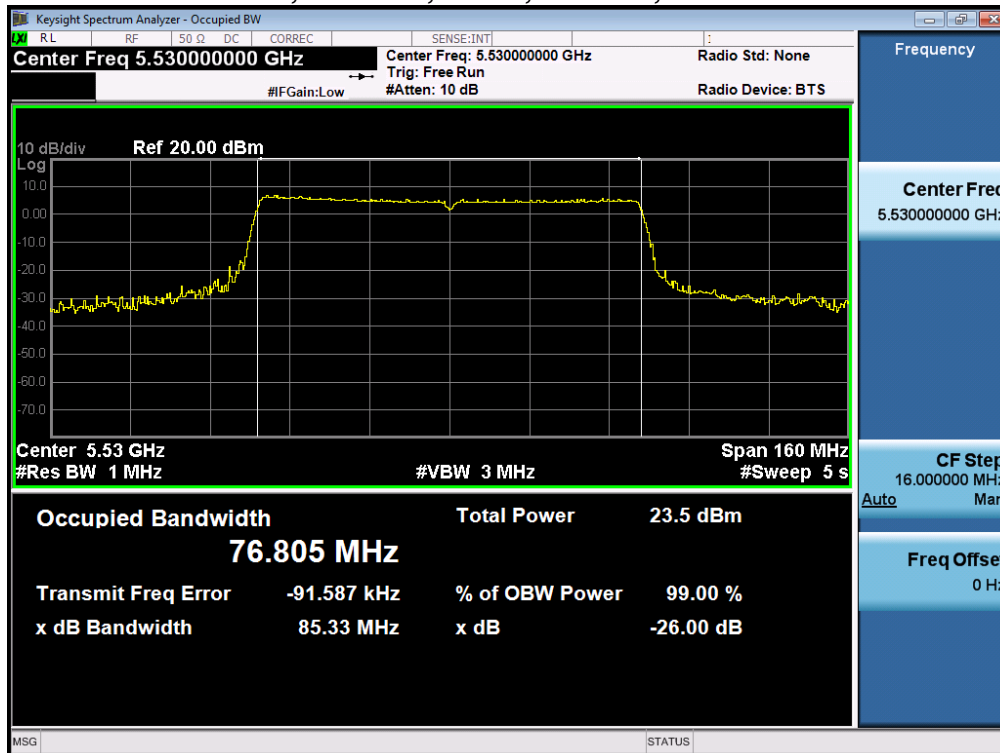




26dB / 99% Bandwidth, 5530 MHz, Non HT80, 6 to 54 Mbps

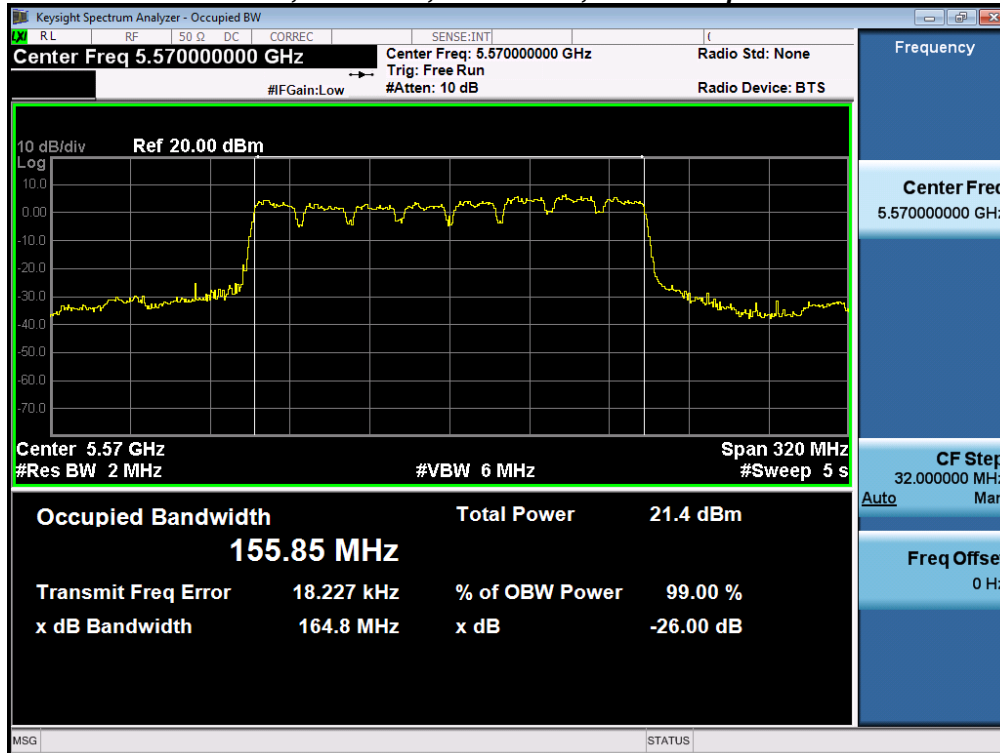


26dB / 99% Bandwidth, 5530 MHz, VHT80, M0 to M9, M0 to M9 1-0ss

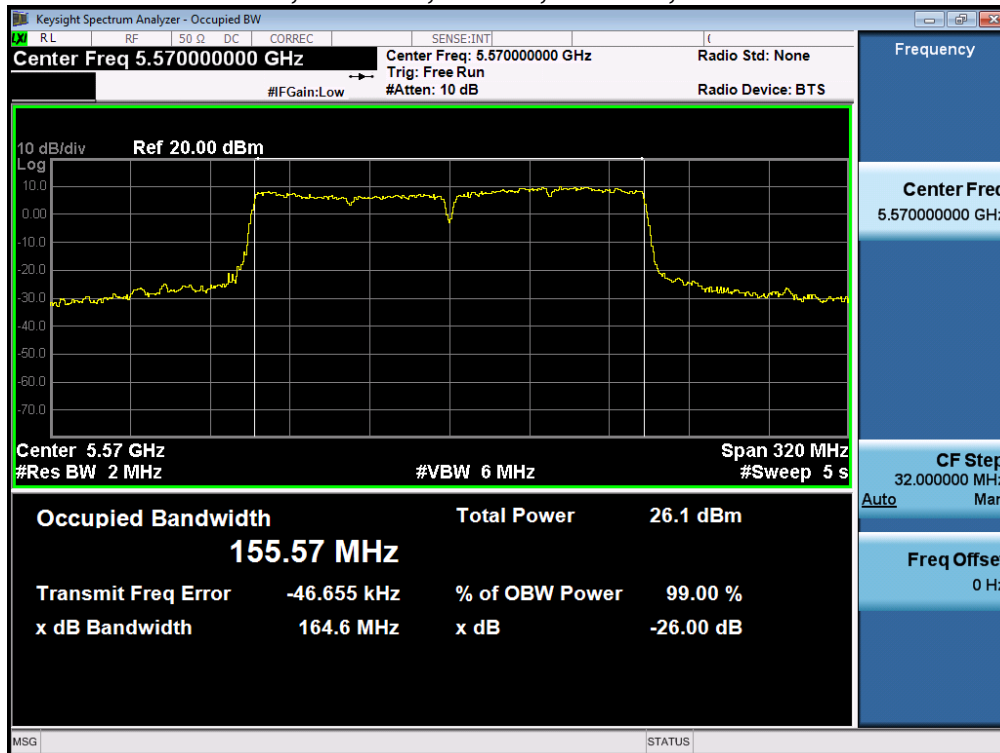




26dB / 99% Bandwidth, 5570 MHz, Non HT160, 6 to 54 Mbps

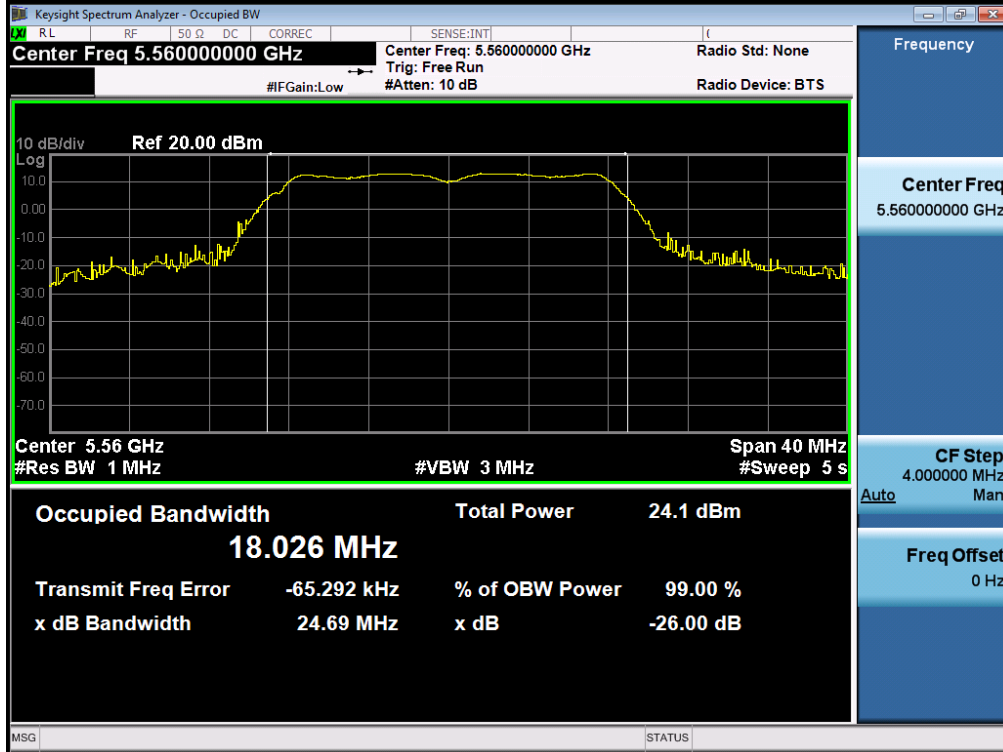


26dB / 99% Bandwidth, 5570 MHz, VHT160, M0 to M9, M0 to M9 1-0ss

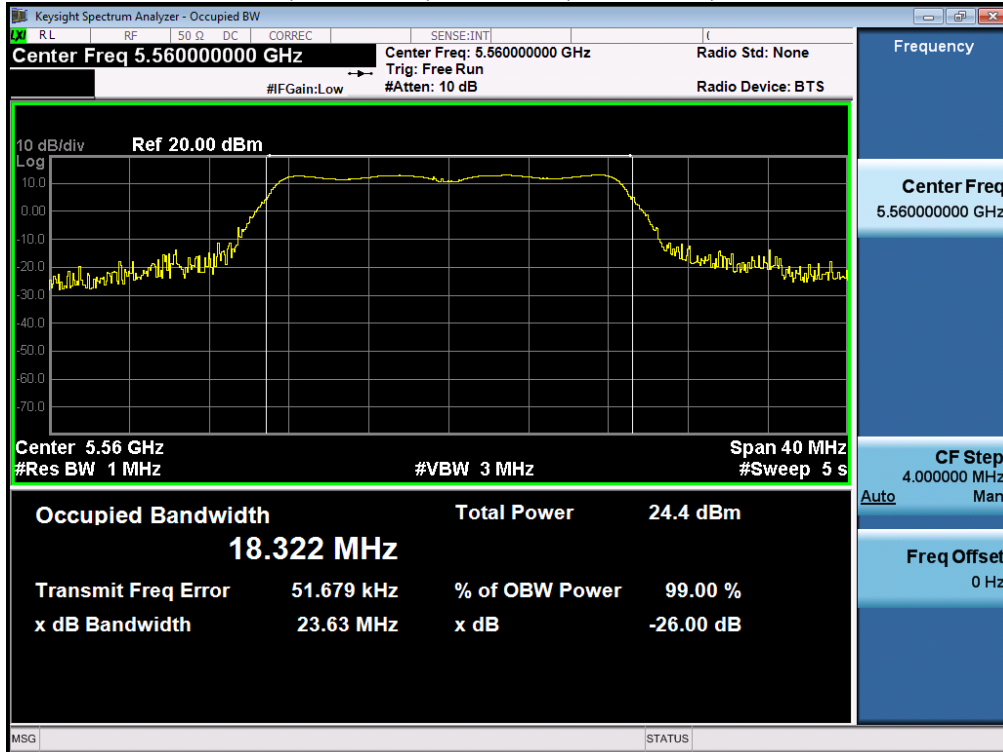




26dB / 99% Bandwidth, 5560 MHz, Non HT20, 6 to 54 Mbps

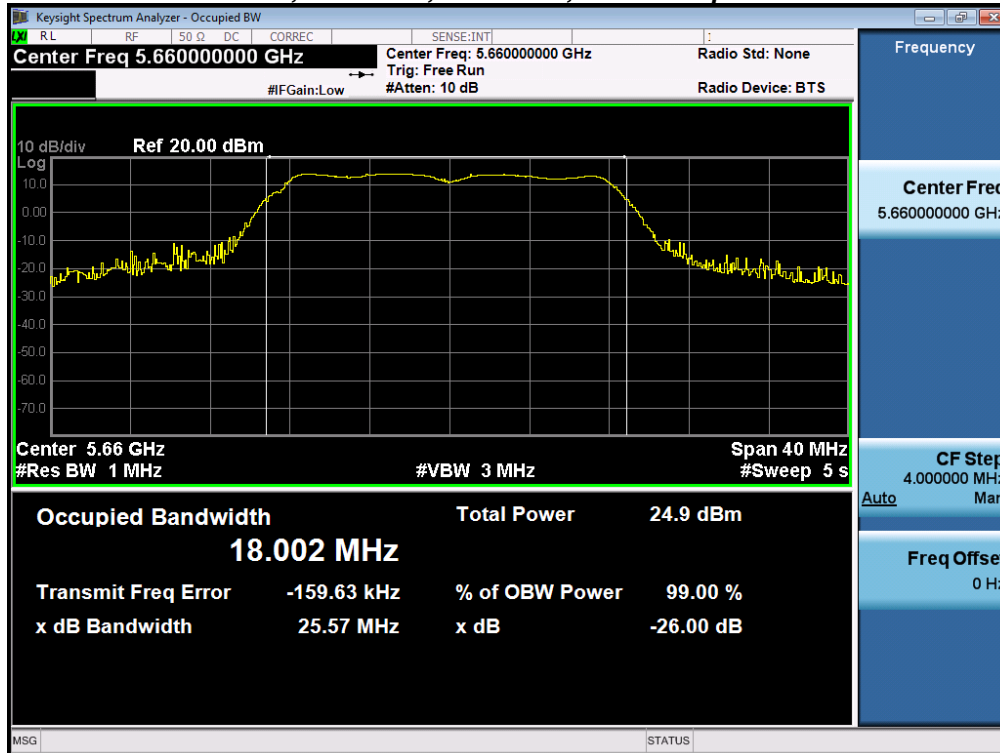


26dB / 99% Bandwidth, 5560 MHz, HT/VHT20, M0 to M23, M0 to M9 1-0ss

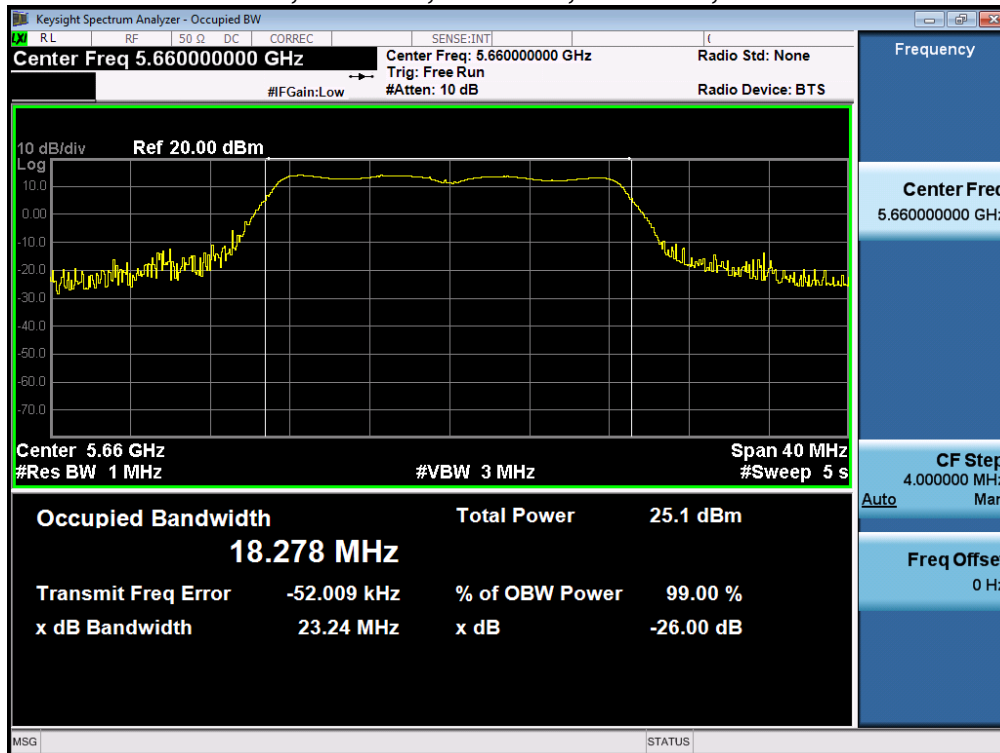




26dB / 99% Bandwidth, 5660 MHz, Non HT20, 6 to 54 Mbps

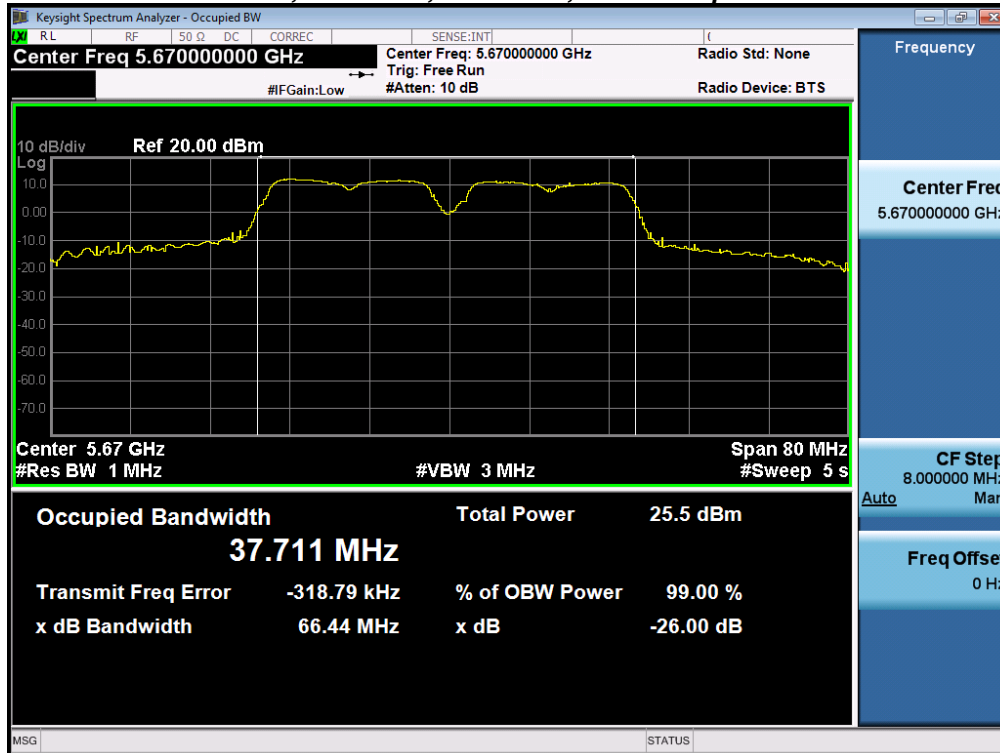


26dB / 99% Bandwidth, 5660 MHz, HT/VHT20, M0 to M23, M0 to M9 1-0ss

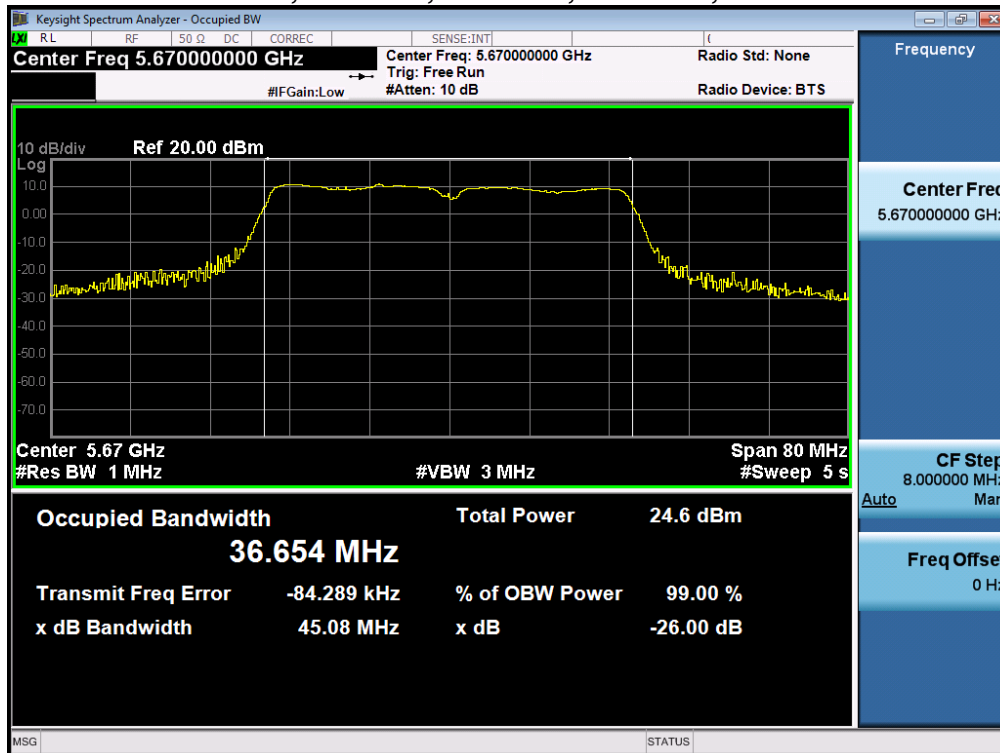




26dB / 99% Bandwidth, 5670 MHz, Non HT40, 6 to 54 Mbps

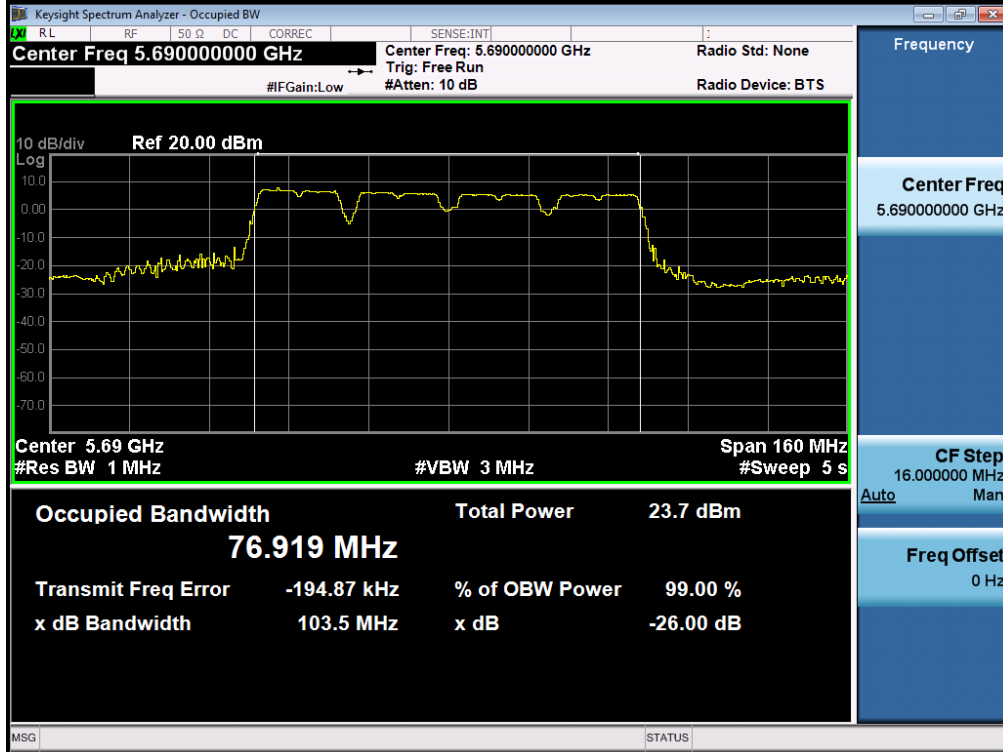


26dB / 99% Bandwidth, 5670 MHz, HT/VHT40, M0 to M23, M0 to M9 1-0ss

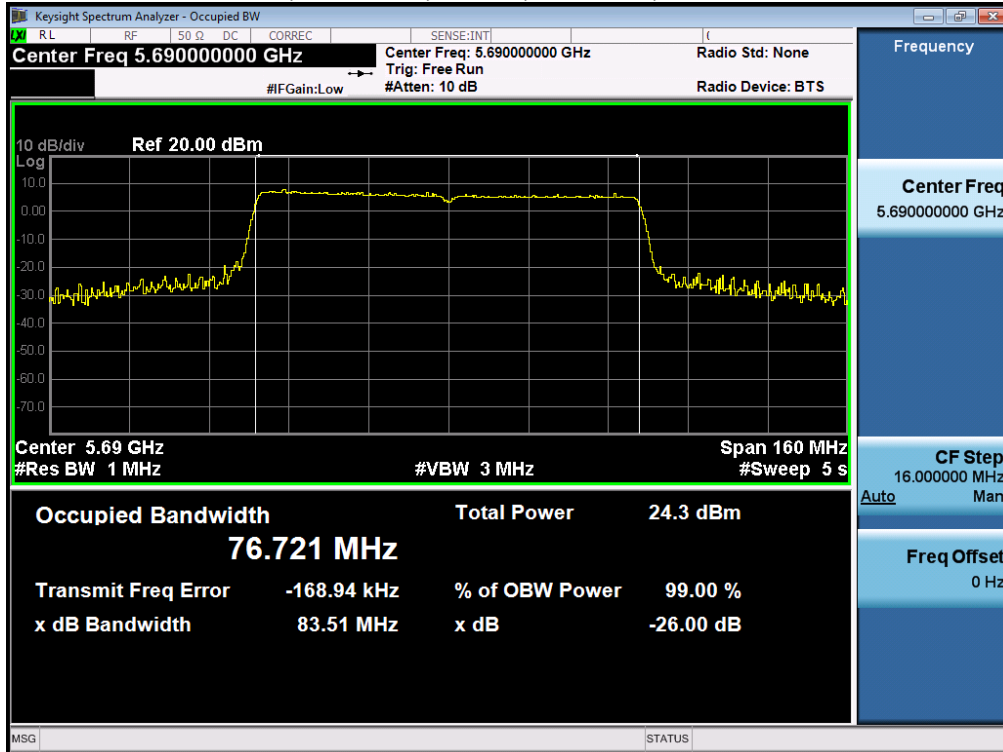




26dB / 99% Bandwidth, 5690 MHz, Non HT80, 6 to 54 Mbps

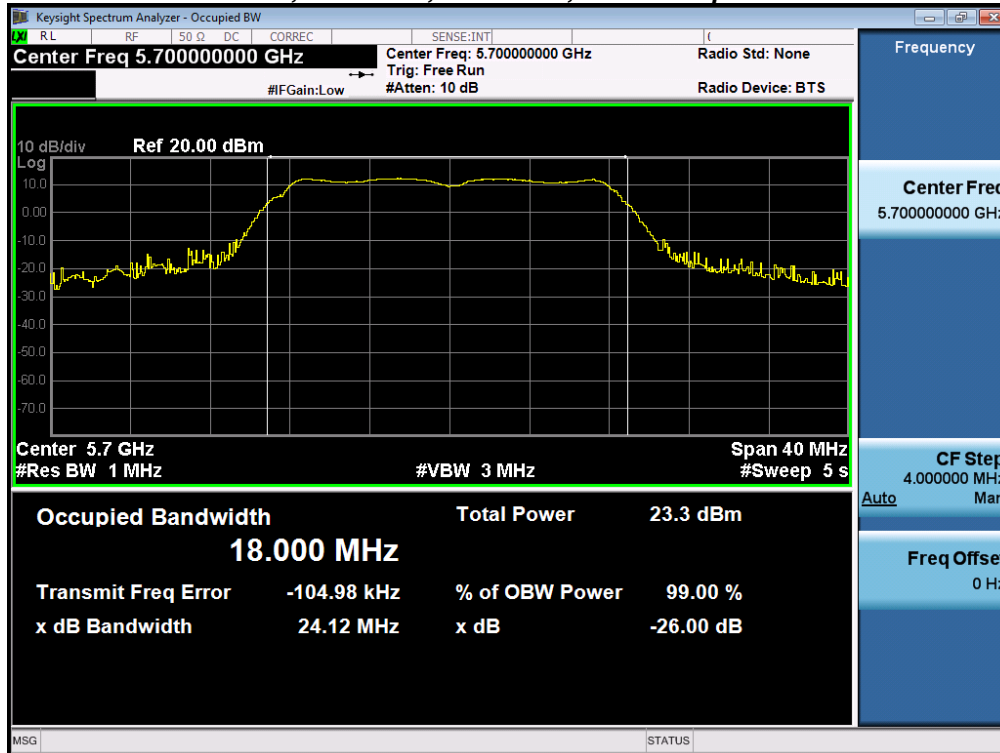


26dB / 99% Bandwidth, 5690 MHz, VHT80, M0 to M9, M0 to M9 1-0ss

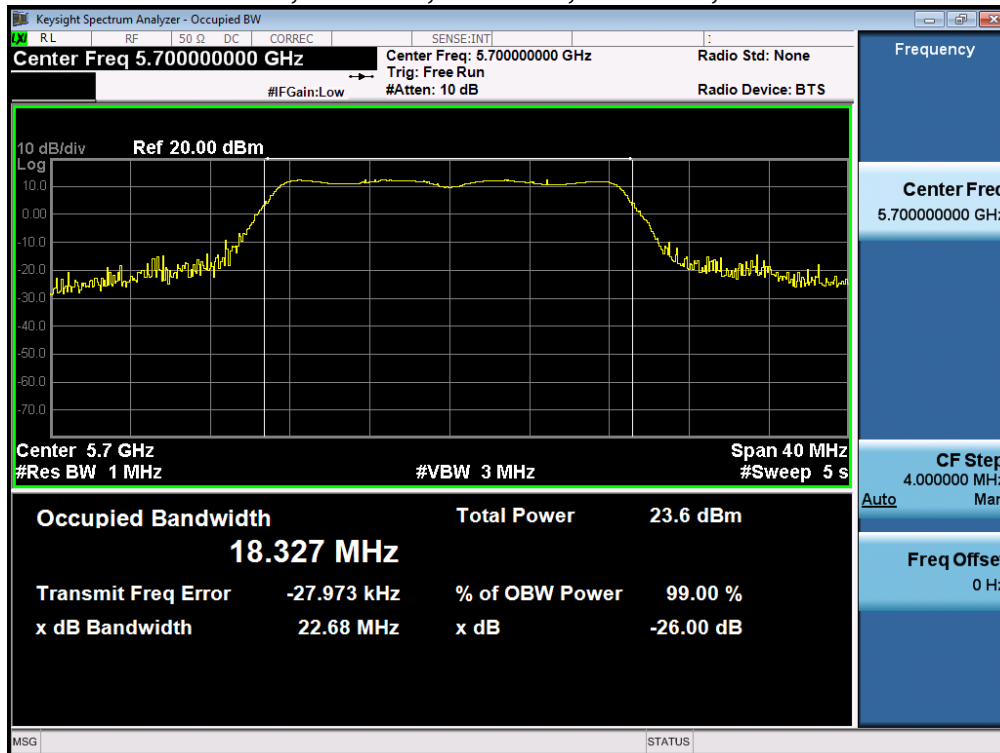




26dB / 99% Bandwidth, 5700 MHz, Non HT20, 6 to 54 Mbps

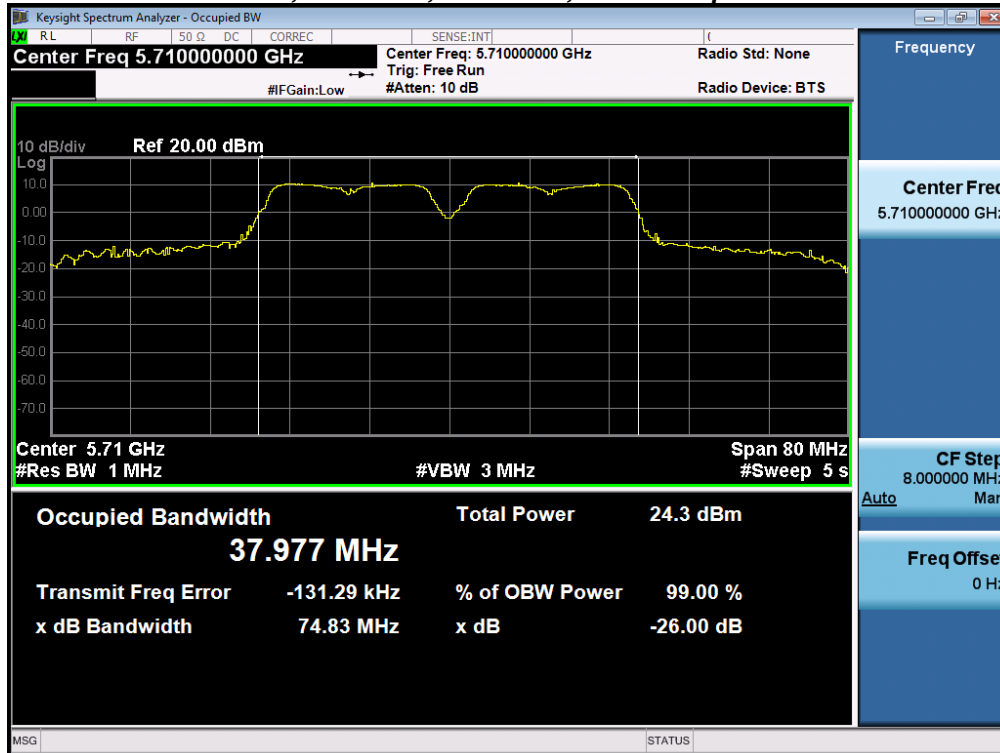


26dB / 99% Bandwidth, 5700 MHz, HT/VHT20, M0 to M23, M0 to M9 1-0ss

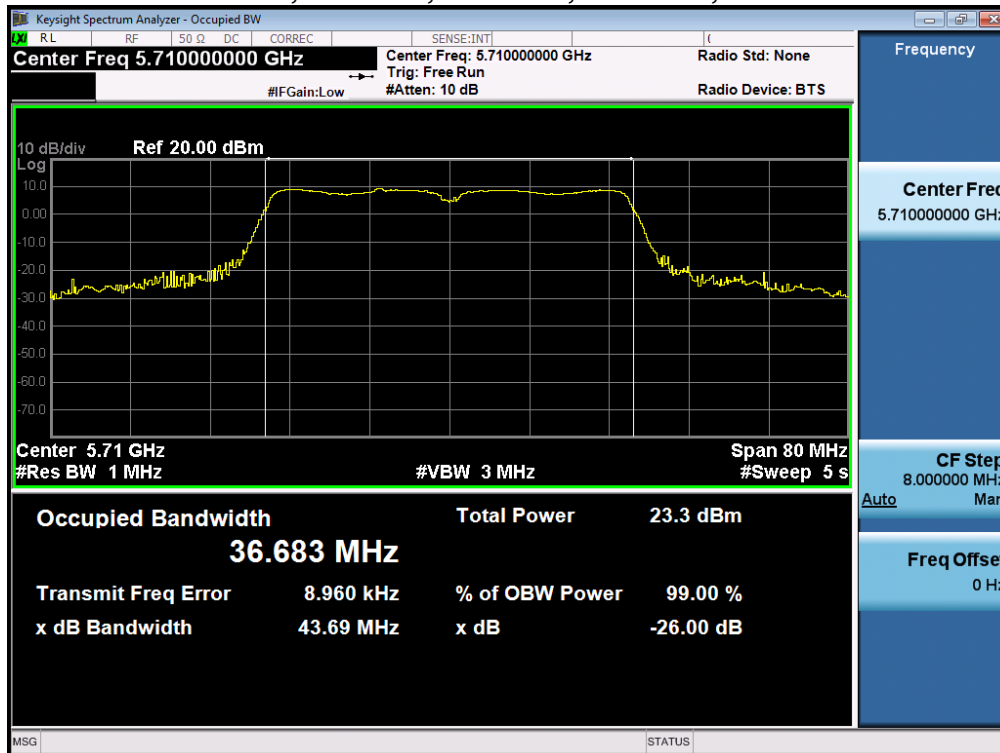




26dB / 99% Bandwidth, 5710 MHz, Non HT40, 6 to 54 Mbps

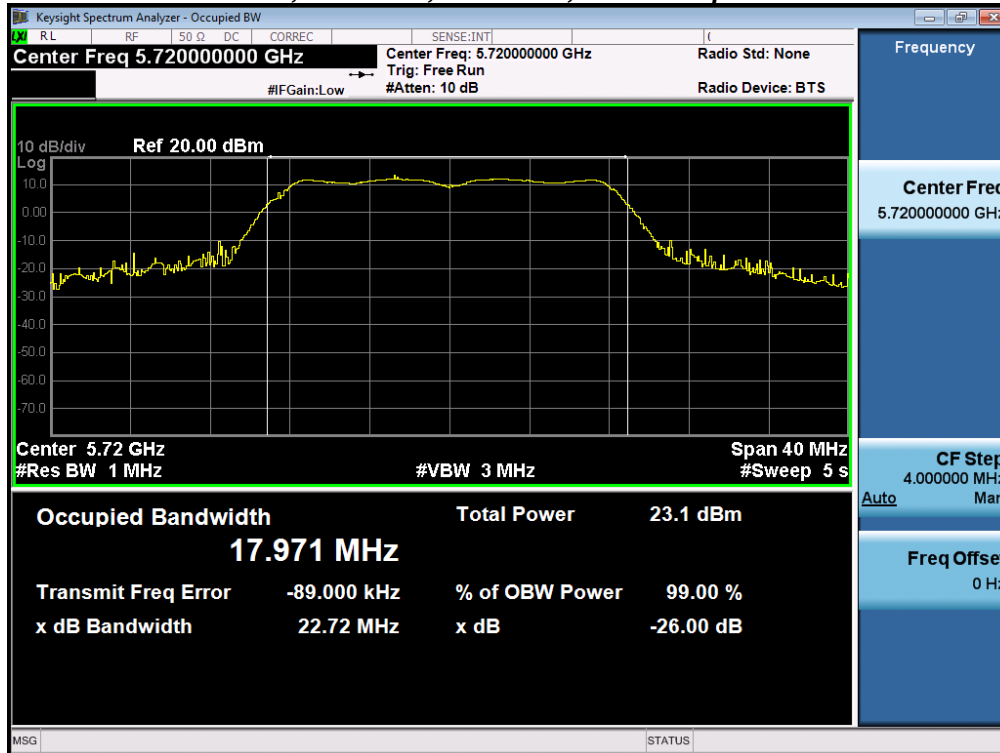


26dB / 99% Bandwidth, 5710 MHz, HT/VHT40, M0 to M23, M0 to M9 1-0ss

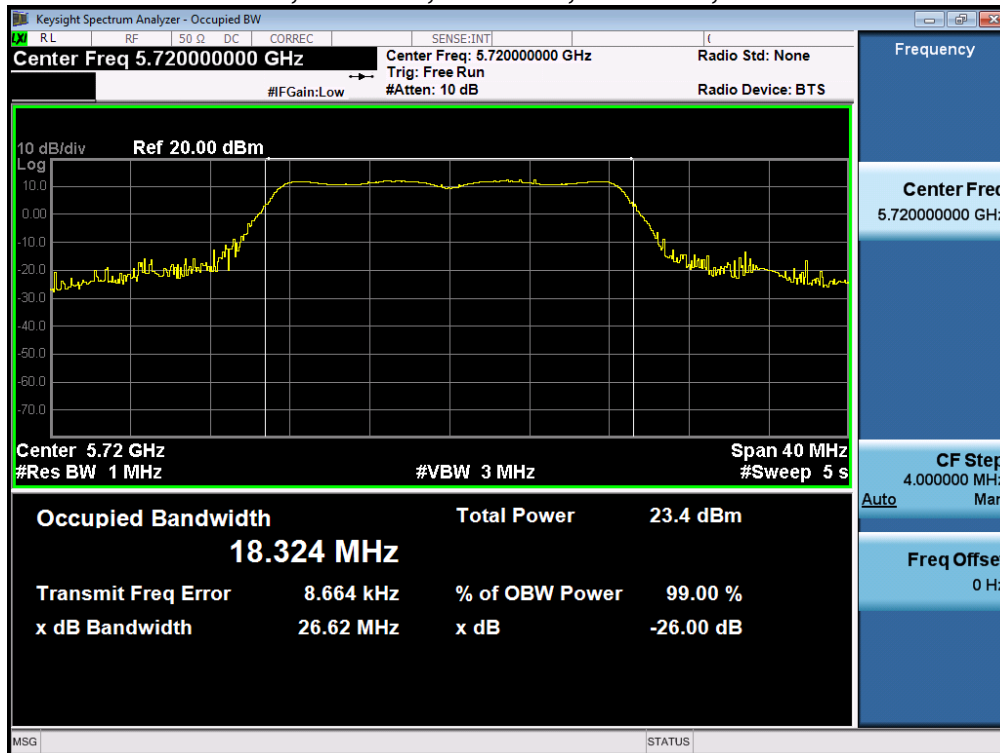




26dB / 99% Bandwidth, 5720 MHz, Non HT20, 6 to 54 Mbps



26dB / 99% Bandwidth, 5720 MHz, HT/VHT20, M0 to M23, M0 to M9 1-0ss



A.2 Maximum Conducted Output Power/ Power Spectral Density

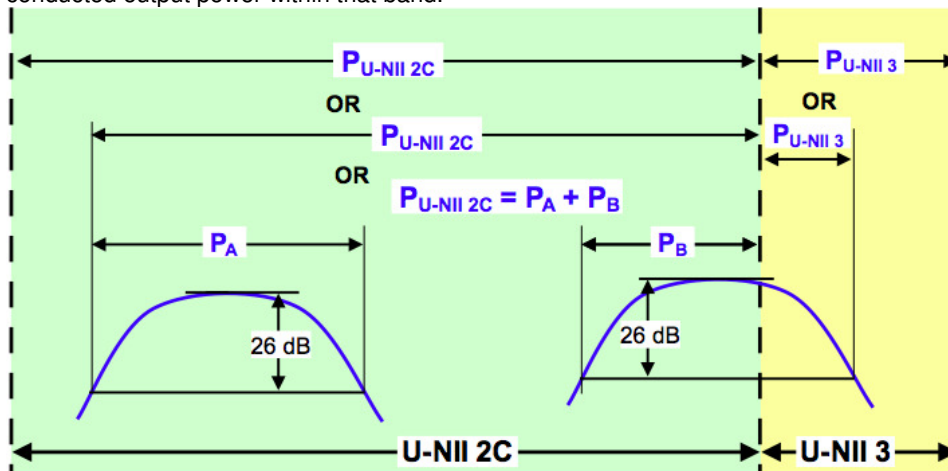
15.407 (2) For the 5.25-5.35 GHz and 5.47-5.725 GHz bands, the maximum conducted output power over the frequency bands of operation shall not exceed the lesser of 250 mW or $11 \text{ dBm} + 10 \log B$, where B is the 26 dB emission bandwidth in megahertz. In addition, the maximum power spectral density shall not exceed 11 dBm in any 1 megahertz band. If transmitting antennas of directional gain greater than 6 dBi are used, both the maximum conducted output power and the maximum power spectral density shall be reduced by the amount in dB that the directional gain of the antenna exceeds 6 dBi.

15.407 a (3) For the band 5.725-5.85 GHz, the maximum conducted output power over the frequency band of operation shall not exceed 1 W. If transmitting antennas of directional gain greater than 6 dBi are used, both the maximum conducted output power and the maximum power spectral density shall be reduced by the amount in dB that the directional gain of the antenna exceeds 6 dBi. However, fixed point-to-point U-NII devices operating in this band may employ transmitting antennas with directional gain greater than 6 dBi without any corresponding reduction in transmitter conducted power. Fixed, point-to-point operations exclude the use of point-to-multipoint systems, omnidirectional applications, and multiple collocated transmitters transmitting the same information. The operator of the U-NII device, or if the equipment is professionally installed, the installer, is responsible for ensuring that systems employing high gain directional antennas are used exclusively for fixed, point-to-point operations.

The power spectral density shall not exceed 30 dBm in any 500 kHz band. If transmitting antennas of directional gain greater than 6 dBi are used, both the maximum conducted output power and the power spectral density shall be reduced by the amount in dB that the directional gain of the antenna exceeds 6 dBi.

KDB 644545 D03 (section F.2.b.ii)

When measuring the portion of the maximum conducted output power within a single U-NII band, the power shall be integrated across only the portion of the EBW that falls within that band. That is, if an EBW extends across the boundary between two adjacent bands, the boundary frequency between the bands serves as one edge of the frequency range to be integrated. Integration across an entire U-NII band without regard to 26 dB points is also acceptable for determining conducted output power within that band.



Conducted output power within a U-NII band: Integrate over the band, or integrate over a span including the 26 dB EBWs of transmission segments within the band, or integrate over 26 dB EBW of each transmission segment in the band and sum.

Figure 5. Conducted Output Power Measurement Examples

The “measure-and-sum technique” is used for measuring in-band transmit power of a device. In the measure-and-sum approach, the conducted emission level is measured at each antenna port. The measured results at the various antenna ports are then summed mathematically to determine the total emission level from the device. Summing is performed in linear power units. (ANSI C63.10: 2013, section 14.3.2.2)

Test Procedure



Ref. KDB 789033 D02 General UNII Test Procedures New Rules v01r01
ANSI C63.10: 2013
KDB 644545 D03 v01

Output Power
Test Procedure
<ol style="list-style-type: none"> 1. Set the radio in the continuous transmitting mode at full power 2. Compute power by integrating the spectrum across the EBW (or alternatively entire 99% OBW) of the signal using the instrument's band power measurement function. The integration shall be performed using the spectrum analyzer band-power measurement function with band limits set equal to the EBW or the OBW band edges. 3. Capture graphs and record pertinent measurement data.

Ref. KDB 789033 D02 General UNII Test Procedures New Rules v01r01
ANSI C63.10: 2013 section 12.3.2.2 Method SA-1

Output Power
Test parameters
Span = >1.5 times the OBW RBW = 1MHz VBW ≥ 3 x RBW Sweep = Auto couple Detector = sample Trace = Trace Average 100

The "measure-and-sum technique" is used for measuring in-band transmit power of a device. In the measure-and-sum approach, the conducted emission level is measured at each antenna port. The measured results at the various antenna ports are then summed mathematically to determine the total emission level from the device. Summing is performed in linear power units. (See ANSI C63.10 section 14.3.2.2)

Power Spectral Density (UNII 2C band)	Power Spectral Density (UNII 3 band)
Test parameters	Test parameters
ANSI C63.10: 2013 , sec12.3.2.2 Method SA-1	KDB 789033 D02 v01r01 section F.5
Span = >1.5 times the OBW RBW = 1MHz VBW ≥ 3 x RBW Sweep = Auto couple Detector = Sample Trace = Trace Average 100 Marker = Peak Search	Span = >1.5 times the OBW RBW = 500 kHz. VBW ≥ 3 x RBW Sweep = 10s Detector = Peak Trace = Single Sweep Marker = Peak Search

The "Measure and add 10 log(N) dB technique", where N is the number of outputs, is used for measuring in-band Power Spectral Density. With this technique, spectrum measurements are performed at each output of the device, and the quantity 10 log(4) (or 6dB) is added to the worst case spectrum value before comparing to the emission limit. (ANSI C63.10 2013 section 14.3.2.3)

System Number	Description	Samples	System under test	Support equipment
1	EUT	S01	<input checked="" type="checkbox"/>	<input type="checkbox"/>
	Support	S02	<input type="checkbox"/>	<input checked="" type="checkbox"/>

Tested By : Jose Aguirre	Date of testing: 01-Jan-16 - 03-Mar-16
Test Result : PASS	

See Appendix C for list of test equipment



Frequency (MHz)	Mode	Tx Paths	Correlated Antenna Gain (dBi)	Tx 1 Max Power (dBm)	Tx 2 Max Power (dBm)	Tx 3 Max Power (dBm)	Tx 4 Max Power (dBm)	Total Tx Channel Power (dBm)	Limit (dBm)	Margin (dB)
5500	Non HT20, 6 to 54 Mbps	1	6	16.0				16.0	23.6	7.6
	Non HT20, 6 to 54 Mbps	2	6	14.6	14.9			17.8	23.6	5.8
	Non HT20, 6 to 54 Mbps	3	6	11.5	11.8	10.6		16.1	23.6	7.5
	Non HT20, 6 to 54 Mbps	4	6	9.6	9.9	8.6	8.2	15.2	23.6	8.4
	Non HT20 Beam Forming, 6 to 54 Mbps	2	9	13.4	13.7			16.6	20.6	4.0
	Non HT20 Beam Forming, 6 to 54 Mbps	3	11	9.6	9.9	8.6		14.2	18.8	4.6
	Non HT20 Beam Forming, 6 to 54 Mbps	4	12	7.5	7.8	6.6	6.0	13.1	17.6	4.5
	HT/VHT20, M0 to M7	1	6	17.4				17.4	23.6	6.2
	HT/VHT20, M0 to M7	2	6	14.8	15.2			18.0	23.6	5.6
	HT/VHT20, M8 to M15	2	6	17.4	17.6			20.5	23.6	3.1
	HT/VHT20, M0 to M7	3	6	11.7	12.0	10.8		16.3	23.6	7.3
	HT/VHT20, M8 to M15	3	6	14.8	15.2	14.0		19.5	23.6	4.1
	HT/VHT20, M16 to M23	3	6	16.1	16.4	15.2		20.7	23.6	2.9
	HT/VHT20, M0 to M7	4	6	9.9	10.0	8.8	8.4	15.3	23.6	8.3
	HT/VHT20, M8 to M15	4	6	12.7	13.0	11.7	11.3	18.3	23.6	5.3
	HT/VHT20, M16 to M23	4	6	14.8	15.2	14.0	13.4	20.4	23.6	3.2
	HT/VHT20 Beam Forming, M0 to M7	2	9	13.6	13.9			16.8	20.6	3.8
	HT/VHT20 Beam Forming, M8 to M15	2	6	17.4	17.6			20.5	23.6	3.1
	HT/VHT20 Beam Forming, M0 to M7	3	11	10.8	11.0	9.8		15.3	18.8	3.5
	HT/VHT20 Beam Forming, M8 to M15	3	8	13.6	13.9	12.7		18.2	21.8	3.6
	HT/VHT20 Beam Forming, M16 to M23	3	6	16.1	16.4	15.2		20.7	23.6	2.9
	HT/VHT20 Beam Forming, M0 to M7	4	12	7.7	8.1	6.7	6.2	13.3	17.6	4.3
	HT/VHT20 Beam Forming, M8 to M15	4	9	11.7	12.0	10.8	10.3	17.3	20.6	3.3
	HT/VHT20 Beam Forming, M16 to M23	4	7	13.6	13.9	12.7	12.2	19.2	22.4	3.2
	HT/VHT20 STBC, M0 to M7	2	6	17.4	17.6			20.5	23.6	3.1
	HT/VHT20 STBC, M0 to M7	3	6	14.8	15.2	14.0		19.5	23.6	4.1
	HT/VHT20 STBC, M0 to M7	4	6	12.7	13.0	11.7	11.3	18.3	23.6	5.3
5510	Non HT40, 6 to 54 Mbps	1	6	9.3				9.3	24.0	14.7
	Non HT40, 6 to 54 Mbps	2	6	8.1	8.6			11.4	24.0	12.6
	Non HT40, 6 to 54 Mbps	3	6	5.2	5.7	5.2		10.1	24.0	13.9
	Non HT40, 6 to 54 Mbps	4	6	4.3	4.7	4.1	3.5	10.2	24.0	13.8
	HT/VHT40, M0 to M7	1	6	15.3				15.3	24.0	8.7
	HT/VHT40, M0 to M7	2	6	11.0	11.4			14.2	24.0	9.8



	HT/VHT40, M8 to M15	2	6	11.0	11.4			14.2	24.0	9.8
	HT/VHT40, M0 to M7	3	6	11.0	11.4	10.9		15.9	24.0	8.1
	HT/VHT40, M8 to M15	3	6	11.0	11.4	10.9		15.9	24.0	8.1
	HT/VHT40, M16 to M23	3	6	11.0	11.4	10.9		15.9	24.0	8.1
	HT/VHT40, M0 to M7	4	6	10.0	10.5	10.0	9.1	15.9	24.0	8.1
	HT/VHT40, M8 to M15	4	6	10.0	10.5	10.0	9.1	15.9	24.0	8.1
	HT/VHT40, M16 to M23	4	6	10.0	10.5	10.0	9.1	15.9	24.0	8.1
	HT/VHT40 Beam Forming, M0 to M7	2	9	10.0	10.5			13.3	21.0	7.7
	HT/VHT40 Beam Forming, M8 to M15	2	6	11.0	11.4			14.2	24.0	9.8
	HT/VHT40 Beam Forming, M0 to M7	3	11	6.0	6.4	5.8		10.8	19.2	8.4
	HT/VHT40 Beam Forming, M8 to M15	3	8	9.1	9.5	8.9		13.9	22.2	8.3
	HT/VHT40 Beam Forming, M16 to M23	3	6	11.0	11.4	10.9		15.9	24.0	8.1
	HT/VHT40 Beam Forming, M0 to M7	4	12	4.0	4.5	3.9	3.2	9.9	18.0	8.1
	HT/VHT40 Beam Forming, M8 to M15	4	9	6.0	6.4	5.8	5.2	11.9	21.0	9.1
	HT/VHT40 Beam Forming, M16 to M23	4	7	9.1	9.5	8.9	8.2	15.0	22.8	7.8
	HT/VHT40 STBC, M0 to M7	2	6	11.0	11.4			14.2	24.0	9.8
	HT/VHT40 STBC, M0 to M7	3	6	11.0	11.4	10.9		15.9	24.0	8.1
	HT/VHT40 STBC, M0 to M7	4	6	10.0	10.5	10.0	9.1	15.9	24.0	8.1
5530	Non HT80, 6 to 54 Mbps	1	6	13.4				13.4	24.0	10.6
	Non HT80, 6 to 54 Mbps	2	6	13.4	13.7			16.6	24.0	7.4
	Non HT80, 6 to 54 Mbps	3	6	10.2	10.4	10.3		15.1	24.0	8.9
	Non HT80, 6 to 54 Mbps	4	6	10.2	10.4	10.3	9.9	16.2	24.0	7.8
	VHT80, M0.1 to M9.1	1	6	15.1				15.1	24.0	8.9
	VHT80, M0.1 to M9.1	2	6	15.1	15.3			18.2	24.0	5.8
	VHT80, M0.2 to M9.2	2	6	15.1	15.3			18.2	24.0	5.8
	VHT80, M0.1 to M9.1	3	6	13.9	14.2	14.0		18.8	24.0	5.2
	VHT80, M0.2 to M9.2	3	6	13.9	14.2	14.0		18.8	24.0	5.2
	VHT80, M0.3 to M9.3	3	6	13.9	14.2	14.0		18.8	24.0	5.2
	VHT80, M0.1 to M9.1	4	6	12.7	13.0	13.0	12.5	18.8	24.0	5.2
	VHT80, M0.2 to M9.2	4	6	12.7	13.0	13.0	12.5	18.8	24.0	5.2
	VHT80, M0.3 to M9.3	4	6	12.7	13.0	13.0	12.5	18.8	24.0	5.2
	VHT80 Beam Forming, M0.1 to M9.1	2	6	15.1	15.3			18.2	24.0	5.8
	VHT80 Beam Forming, M0.2 to M9.2	2	6	15.1	15.3			18.2	24.0	5.8
	VHT80 Beam Forming, M0.1 to M9.1	3	6	13.9	14.2	14.0		18.8	24.0	5.2
	VHT80 Beam Forming, M0.2 to M9.2	3	6	13.9	14.2	14.0		18.8	24.0	5.2
	VHT80 Beam Forming, M0.3 to M9.3	3	6	13.9	14.2	14.0		18.8	24.0	5.2
	VHT80 Beam Forming, M0.1 to M9.1	4	6	11.7	12.0	12.0	11.6	17.8	24.0	6.2
	VHT80 Beam Forming, M0.2 to M9.2	4	6	12.7	13.0	13.0	12.5	18.8	24.0	5.2
VHT80 Beam Forming, M0.3 to M9.3	4	6	12.7	13.0	13.0	12.5	18.8	24.0	5.2	
VHT80 STBC, M0.1 to M9.1	2	6	15.1	15.3			18.2	24.0	5.8	



	VHT80 STBC, M0.1 to M9.1	3	6	13.9	14.2	14.0		18.8	24.0	5.2
	VHT80 STBC, M0.1 to M9.1	4	6	12.7	13.0	13.0	12.5	18.8	24.0	5.2
5570	Non HT160, 6 to 54 Mbps	1	6	12.1				12.1	24.0	11.9
	Non HT160, 6 to 54 Mbps	2	6	11.2	11.6			14.4	24.0	9.6
	Non HT160, 6 to 54 Mbps	3	6	11.2	11.6	11.0		16.0	24.0	8.0
	Non HT160, 6 to 54 Mbps	4	6	11.2	11.6	11.0	11.1	17.3	24.0	6.7
	VHT160, M0.1 to M9.1	1	6	16.0				16.0	24.0	8.0
	VHT160, M0.1 to M9.1	2	6	14.8	15.2			18.0	24.0	6.0
	VHT160, M0.2 to M9.2	2	6	14.8	15.2			18.0	24.0	6.0
	VHT160, M0.1 to M9.1	3	6	12.7	13.2	12.7		17.6	24.0	6.4
	VHT160, M0.2 to M9.2	3	6	12.7	13.2	12.7		17.6	24.0	6.4
	VHT160, M0.3 to M9.3	3	6	12.7	13.2	12.7		17.6	24.0	6.4
	VHT160, M0.1 to M9.1	4	6	12.7	13.2	12.7	12.8	18.9	24.0	5.1
	VHT160, M0.2 to M9.2	4	6	12.7	13.2	12.7	12.8	18.9	24.0	5.1
	VHT160, M0.3 to M9.3	4	6	12.7	13.2	12.7	12.8	18.9	24.0	5.1
	VHT160 Beam Forming, M0.1 to M9.1	2	6	14.8	15.2			18.0	24.0	6.0
	VHT160 Beam Forming, M0.2 to M9.2	2	6	14.8	15.2			18.0	24.0	6.0
	VHT160 Beam Forming, M0.1 to M9.1	3	6	12.7	13.2	12.7		17.6	24.0	6.4
	VHT160 Beam Forming, M0.2 to M9.2	3	6	12.7	13.2	12.7		17.6	24.0	6.4
	VHT160 Beam Forming, M0.3 to M9.3	3	6	12.7	13.2	12.7		17.6	24.0	6.4
	VHT160 Beam Forming, M0.1 to M9.1	4	6	12.7	13.2	12.7	12.8	18.9	24.0	5.1
	VHT160 Beam Forming, M0.2 to M9.2	4	6	12.7	13.2	12.7	12.8	18.9	24.0	5.1
	VHT160 Beam Forming, M0.3 to M9.3	4	6	12.7	13.2	12.7	12.8	18.9	24.0	5.1
VHT160 STBC, M0.1 to M9.1	2	6	14.8	15.2			18.0	24.0	6.0	
VHT160 STBC, M0.1 to M9.1	3	6	12.7	13.2	12.7		17.6	24.0	6.4	
VHT160 STBC, M0.1 to M9.1	4	6	12.7	13.2	12.7	12.8	18.9	24.0	5.1	
5560	Non HT20, 6 to 54 Mbps	1	6	16.2				16.2	23.6	7.4
	Non HT20, 6 to 54 Mbps	2	6	15.1	15.3			18.2	23.6	5.4
	Non HT20, 6 to 54 Mbps	3	6	11.7	12.0	12.2		16.7	23.6	6.9
	Non HT20, 6 to 54 Mbps	4	6	8.8	9.1	9.2	9.7	15.2	23.6	8.4
	Non HT20 Beam Forming, 6 to 54 Mbps	2	9	15.1	15.3			18.2	20.6	2.4
	Non HT20 Beam Forming, 6 to 54 Mbps	3	11	11.7	12.0	12.2		16.7	18.8	2.1
	Non HT20 Beam Forming, 6 to 54 Mbps	4	12	8.8	9.1	9.2	9.7	15.2	17.6	2.4
	HT/VHT20, M0 to M7	1	6	16.4				16.4	23.6	7.2
	HT/VHT20, M0 to M7	2	6	15.3	15.5			18.4	23.6	5.2
	HT/VHT20, M8 to M15	2	6	16.4	16.7			19.6	23.6	4.0
	HT/VHT20, M0 to M7	3	6	10.9	11.3	11.4		16.0	23.6	7.6
	HT/VHT20, M8 to M15	3	6	14.0	14.4	14.6		19.1	23.6	4.5
	HT/VHT20, M16 to M23	3	6	16.4	16.7	16.9		21.4	23.6	2.2



	HT/VHT20, M0 to M7	4	6	9.0	9.3	9.4	9.8	15.4	23.6	8.2
	HT/VHT20, M8 to M15	4	6	11.9	12.2	12.3	12.9	18.4	23.6	5.2
	HT/VHT20, M16 to M23	4	6	14.0	14.4	14.6	14.9	20.5	23.6	3.1
	HT/VHT20 Beam Forming, M0 to M7	2	9	15.3	15.5			18.4	20.6	2.2
	HT/VHT20 Beam Forming, M8 to M15	2	6	16.4	16.7			19.6	23.6	4.0
	HT/VHT20 Beam Forming, M0 to M7	3	11	10.9	11.3	11.4		16.0	18.8	2.8
	HT/VHT20 Beam Forming, M8 to M15	3	8	14.0	14.4	14.6		19.1	21.8	2.7
	HT/VHT20 Beam Forming, M16 to M23	3	6	16.4	16.7	16.9		21.4	23.6	2.2
	HT/VHT20 Beam Forming, M0 to M7	4	12	9.0	9.3	9.4	9.8	15.4	17.6	2.2
	HT/VHT20 Beam Forming, M8 to M15	4	9	11.9	12.2	12.3	12.9	18.4	20.6	2.2
	HT/VHT20 Beam Forming, M16 to M23	4	7	14.0	14.4	14.6	14.9	20.5	22.4	1.9
	HT/VHT20 STBC, M0 to M7	2	6	16.4	16.7			19.6	23.6	4.0
	HT/VHT20 STBC, M0 to M7	3	6	14.0	14.4	14.6		19.1	23.6	4.5
	HT/VHT20 STBC, M0 to M7	4	6	11.9	12.2	12.3	12.9	18.4	23.6	5.2
5660	Non HT20, 6 to 54 Mbps	1	6	17.1				17.1	23.6	6.5
	Non HT20, 6 to 54 Mbps	2	6	14.8	15.4			18.1	23.6	5.5
	Non HT20, 6 to 54 Mbps	3	6	10.8	11.3	11.4		15.9	23.5	7.6
	Non HT20, 6 to 54 Mbps	4	6	8.7	9.2	9.3	8.6	15.0	23.6	8.6
	Non HT20 Beam Forming, 6 to 54 Mbps	2	9	14.8	15.4			18.1	20.6	2.5
	Non HT20 Beam Forming, 6 to 54 Mbps	3	11	10.8	11.3	11.4		15.9	18.7	2.8
	Non HT20 Beam Forming, 6 to 54 Mbps	4	12	8.7	9.2	9.3	8.6	15.0	17.6	2.6
	HT/VHT20, M0 to M7	1	6	17.3				17.3	23.6	6.3
	HT/VHT20, M0 to M7	2	6	14.9	15.5			18.2	23.6	5.4
	HT/VHT20, M8 to M15	2	6	17.3	17.7			20.5	23.6	3.1
	HT/VHT20, M0 to M7	3	6	10.9	11.4	11.5		16.0	23.6	7.6
	HT/VHT20, M8 to M15	3	6	13.7	14.3	14.3		18.9	23.6	4.7
	HT/VHT20, M16 to M23	3	6	16.1	16.6	16.7		21.2	23.6	2.4
	HT/VHT20, M0 to M7	4	6	8.8	9.3	9.4	8.7	15.1	23.6	8.5
	HT/VHT20, M8 to M15	4	6	11.8	12.3	12.5	11.7	18.1	23.6	5.5
	HT/VHT20, M16 to M23	4	6	13.7	14.3	14.3	13.5	20.0	23.6	3.6
	HT/VHT20 Beam Forming, M0 to M7	2	9	14.9	15.5			18.2	20.6	2.4
	HT/VHT20 Beam Forming, M8 to M15	2	6	17.3	17.7			20.5	23.6	3.1
	HT/VHT20 Beam Forming, M0 to M7	3	11	10.9	11.4	11.5		16.0	18.8	2.8
	HT/VHT20 Beam Forming, M8 to M15	3	8	13.7	14.3	14.3		18.9	21.8	2.9
	HT/VHT20 Beam Forming, M16 to M23	3	6	16.1	16.6	16.7		21.2	23.6	2.4
	HT/VHT20 Beam Forming, M0 to M7	4	12	8.8	9.3	9.4	8.7	15.1	17.6	2.5
	HT/VHT20 Beam Forming, M8 to M15	4	9	11.8	12.3	12.5	11.7	18.1	20.6	2.5
	HT/VHT20 Beam Forming, M16 to M23	4	7	13.7	14.3	14.3	13.5	20.0	22.4	2.4
	HT/VHT20 STBC, M0 to M7	2	6	17.3	17.7			20.5	23.6	3.1
HT/VHT20 STBC, M0 to M7	3	6	13.7	14.3	14.3		18.9	23.6	4.7	



	HT/VHT20 STBC, M0 to M7	4	6	11.8	12.3	12.5	11.7	18.1	23.6	5.5
5670	Non HT40, 6 to 54 Mbps	1	6	17.7				17.7	24.0	6.3
	Non HT40, 6 to 54 Mbps	2	6	17.7	18.1			20.9	24.0	3.1
	Non HT40, 6 to 54 Mbps	3	6	13.1	13.7	14.0		18.4	24.0	5.6
	Non HT40, 6 to 54 Mbps	4	6	11.4	12.0	12.4	11.8	17.9	24.0	6.1
	HT/VHT40, M0 to M7	1	6	16.6				16.6	24.0	7.4
	HT/VHT40, M0 to M7	2	6	16.6	17.0			19.8	24.0	4.2
	HT/VHT40, M8 to M15	2	6	16.6	17.0			19.8	24.0	4.2
	HT/VHT40, M0 to M7	3	6	14.2	14.8	15.1		19.5	24.0	4.5
	HT/VHT40, M8 to M15	3	6	16.6	17.0	17.3		21.7	24.0	2.3
	HT/VHT40, M16 to M23	3	6	16.6	17.0	17.3		21.7	24.0	2.3
	HT/VHT40, M0 to M7	4	6	11.1	11.9	12.1	11.6	17.7	24.0	6.3
	HT/VHT40, M8 to M15	4	6	14.2	14.8	15.1	14.6	20.7	24.0	3.3
	HT/VHT40, M16 to M23	4	6	16.6	17.0	17.3	16.8	23.0	24.0	1.0
	HT/VHT40 Beam Forming, M0 to M7	2	9	16.6	17.0			19.8	21.0	1.2
	HT/VHT40 Beam Forming, M8 to M15	2	6	16.6	17.0			19.8	24.0	4.2
	HT/VHT40 Beam Forming, M0 to M7	3	11	13.1	13.8	14.0		18.4	19.2	0.8
	HT/VHT40 Beam Forming, M8 to M15	3	8	16.6	17.0	17.3		21.7	22.2	0.5
	HT/VHT40 Beam Forming, M16 to M23	3	6	16.6	17.0	17.3		21.7	24.0	2.3
	HT/VHT40 Beam Forming, M0 to M7	4	12	11.1	11.9	12.1	11.6	17.7	18.0	0.3
	HT/VHT40 Beam Forming, M8 to M15	4	9	14.2	14.8	15.1	14.6	20.7	21.0	0.3
HT/VHT40 Beam Forming, M16 to M23	4	7	15.4	15.8	16.1	16.9	22.1	22.8	0.7	
HT/VHT40 STBC, M0 to M7	2	6	16.6	17.0			19.8	24.0	4.2	
HT/VHT40 STBC, M0 to M7	3	6	16.6	17.0	17.3		21.7	24.0	2.3	
HT/VHT40 STBC, M0 to M7	4	6	14.2	14.8	15.1	14.6	20.7	24.0	3.3	
5690	Non HT80, 6 to 54 Mbps	1	6	15.7				15.7	24.0	8.3
	Non HT80, 6 to 54 Mbps	2	6	15.7	16.2			19.0	24.0	5.0
	Non HT80, 6 to 54 Mbps	3	6	15.7	16.2	16.1		20.8	24.0	3.2
	Non HT80, 6 to 54 Mbps	4	6	14.6	15.0	15.0	15.0	20.9	24.0	3.1
	VHT80, M0.1 to M9.1	1	6	15.9				15.9	24.0	8.1
	VHT80, M0.1 to M9.1	2	6	15.9	16.4			19.2	24.0	4.8
	VHT80, M0.2 to M9.2	2	6	15.9	16.4			19.2	24.0	4.8
	VHT80, M0.1 to M9.1	3	6	15.9	16.4	16.3		21.0	24.0	3.0
	VHT80, M0.2 to M9.2	3	6	15.9	16.4	16.3		21.0	24.0	3.0
	VHT80, M0.3 to M9.3	3	6	15.9	16.4	16.3		21.0	24.0	3.0
	VHT80, M0.1 to M9.1	4	6	15.9	16.4	16.3	16.7	22.4	24.0	1.6
	VHT80, M0.2 to M9.2	4	6	15.9	16.4	16.3	16.7	22.4	24.0	1.6
	VHT80, M0.3 to M9.3	4	6	15.9	16.4	16.3	16.7	22.4	24.0	1.6
	VHT80 Beam Forming, M0.1 to M9.1	2	6	15.9	16.4			19.2	24.0	4.8



	VHT80 Beam Forming, M0.2 to M9.2	2	6	15.9	16.4			19.2	24.0	4.8
	VHT80 Beam Forming, M0.1 to M9.1	3	6	13.7	14.2	14.1		18.8	24.0	5.2
	VHT80 Beam Forming, M0.2 to M9.2	3	6	15.9	16.4	16.3		21.0	24.0	3.0
	VHT80 Beam Forming, M0.3 to M9.3	3	6	15.9	16.4	16.3		21.0	24.0	3.0
	VHT80 Beam Forming, M0.1 to M9.1	4	6	11.6	12.1	12.1	12.5	18.1	24.0	5.9
	VHT80 Beam Forming, M0.2 to M9.2	4	6	14.8	15.3	15.2	15.6	21.3	24.0	2.7
	VHT80 Beam Forming, M0.3 to M9.3	4	6	15.9	16.4	16.3	16.7	22.4	24.0	1.6
	VHT80 STBC, M0.1 to M9.1	2	6	15.9	16.4			19.2	24.0	4.8
	VHT80 STBC, M0.1 to M9.1	3	6	15.9	16.4	16.3		21.0	24.0	3.0
	VHT80 STBC, M0.1 to M9.1	4	6	15.9	16.4	16.3	16.7	22.4	24.0	1.6
5700	Non HT20, 6 to 54 Mbps	1	6	15.4				15.4	23.6	8.2
	Non HT20, 6 to 54 Mbps	2	6	15.4	15.8			18.6	23.6	5.0
	Non HT20, 6 to 54 Mbps	3	6	11.0	11.5	11.2		16.0	23.6	7.6
	Non HT20, 6 to 54 Mbps	4	6	8.0	8.5	8.1	9.4	14.6	23.6	9.0
	Non HT20 Beam Forming, 6 to 54 Mbps	2	9	15.4	15.8			18.6	20.6	2.0
	Non HT20 Beam Forming, 6 to 54 Mbps	3	11	11.0	11.5	11.2		16.0	18.8	2.8
	Non HT20 Beam Forming, 6 to 54 Mbps	4	12	8.0	8.5	8.1	9.4	14.6	17.6	3.0
	HT/VHT20, M0 to M7	1	6	15.6				15.6	23.6	8.0
	HT/VHT20, M0 to M7	2	6	15.6	16.0			18.8	23.6	4.8
	HT/VHT20, M8 to M15	2	6	15.6	16.0			18.8	23.6	4.8
	HT/VHT20, M0 to M7	3	6	11.2	11.8	11.4		16.2	23.6	7.4
	HT/VHT20, M8 to M15	3	6	14.5	14.9	14.6		19.4	23.6	4.2
	HT/VHT20, M16 to M23	3	6	15.6	16.0	15.7		20.5	23.6	3.1
	HT/VHT20, M0 to M7	4	6	8.3	8.7	8.3	9.5	14.7	23.6	8.9
	HT/VHT20, M8 to M15	4	6	11.2	11.8	11.4	12.8	17.9	23.6	5.7
	HT/VHT20, M16 to M23	4	6	13.3	13.9	13.6	14.9	20.0	23.6	3.6
	HT/VHT20 Beam Forming, M0 to M7	2	9	15.6	16.0			18.8	20.6	1.8
	HT/VHT20 Beam Forming, M8 to M15	2	6	15.6	16.0			18.8	23.6	4.8
	HT/VHT20 Beam Forming, M0 to M7	3	11	11.2	11.8	11.4		16.2	18.8	2.6
	HT/VHT20 Beam Forming, M8 to M15	3	8	14.5	14.9	14.6		19.4	21.8	2.4
	HT/VHT20 Beam Forming, M16 to M23	3	6	15.6	16.0	15.7		20.5	23.6	3.1
	HT/VHT20 Beam Forming, M0 to M7	4	12	8.3	8.7	8.3	9.5	14.7	17.6	2.9
	HT/VHT20 Beam Forming, M8 to M15	4	9	11.2	11.8	11.4	12.8	17.9	20.6	2.7
	HT/VHT20 Beam Forming, M16 to M23	4	7	13.3	13.9	13.6	14.9	20.0	22.4	2.4
	HT/VHT20 STBC, M0 to M7	2	6	15.6	16.0			18.8	23.6	4.8
	HT/VHT20 STBC, M0 to M7	3	6	14.5	14.9	14.6		19.4	23.6	4.2
	HT/VHT20 STBC, M0 to M7	4	6	11.2	11.8	11.4	12.8	17.9	23.6	5.7



5710	Non HT40, 6 to 54 Mbps	1	6	16.3				16.3	24.0	7.7
	Non HT40, 6 to 54 Mbps	2	6	16.3	16.7			19.5	24.0	4.5
	Non HT40, 6 to 54 Mbps	3	6	14.1	14.6	14.1		19.0	24.0	5.0
	Non HT40, 6 to 54 Mbps	4	6	11.1	11.8	11.3	12.9	17.9	24.0	6.1
	HT/VHT40, M0 to M7	1	6	15.2				15.2	24.0	8.8
	HT/VHT40, M0 to M7	2	6	15.2	15.7			18.5	24.0	5.5
	HT/VHT40, M8 to M15	2	6	15.2	15.7			18.5	24.0	5.5
	HT/VHT40, M0 to M7	3	6	14.1	14.5	14.0		19.0	24.0	5.0
	HT/VHT40, M8 to M15	3	6	15.2	15.7	15.1		20.1	24.0	3.9
	HT/VHT40, M16 to M23	3	6	15.2	15.7	15.1		20.1	24.0	3.9
	HT/VHT40, M0 to M7	4	6	11.7	12.5	12.0	13.6	18.5	24.0	5.5
	HT/VHT40, M8 to M15	4	6	14.1	14.5	14.0	17.1	21.1	24.0	2.9
	HT/VHT40, M16 to M23	4	6	15.2	15.7	15.1	17.0	21.8	24.0	2.2
	HT/VHT40 Beam Forming, M0 to M7	2	9	15.2	15.7			18.5	21.0	2.5
	HT/VHT40 Beam Forming, M8 to M15	2	6	15.2	15.7			18.5	24.0	5.5
	HT/VHT40 Beam Forming, M0 to M7	3	11	12.9	13.5	13.0		17.9	19.2	1.3
	HT/VHT40 Beam Forming, M8 to M15	3	8	15.2	15.7	15.1		20.1	22.2	2.1
	HT/VHT40 Beam Forming, M16 to M23	3	6	15.2	15.7	15.1		20.1	24.0	3.9
	HT/VHT40 Beam Forming, M0 to M7	4	12	10.8	11.6	11.1	12.6	17.6	18.0	0.4
	HT/VHT40 Beam Forming, M8 to M15	4	9	14.1	14.6	14.0	15.9	20.7	21.0	0.3
	HT/VHT40 Beam Forming, M16 to M23	4	7	15.2	15.7	15.1	17.0	21.8	22.8	1.0
HT/VHT40 STBC, M0 to M7	2	6	15.2	15.7			18.5	24.0	5.5	
HT/VHT40 STBC, M0 to M7	3	6	15.2	15.7	15.1		20.1	24.0	3.9	
HT/VHT40 STBC, M0 to M7	4	6	14.1	14.5	14.0	17.1	21.1	24.0	2.9	
5720	Non HT20, 6 to 54 Mbps	1	6	15.2				15.2	23.6	8.4
	Non HT20, 6 to 54 Mbps	2	6	14.1	14.7			17.4	23.6	6.2
	Non HT20, 6 to 54 Mbps	3	6	11.8	12.4	11.4		16.7	23.6	6.9
	Non HT20, 6 to 54 Mbps	4	6	9.0	9.6	8.6	10.5	15.5	23.6	8.1
	Non HT20 Beam Forming, 6 to 54 Mbps	2	9	14.1	14.7			17.4	20.6	3.2
	Non HT20 Beam Forming, 6 to 54 Mbps	3	11	11.8	12.4	11.4		16.7	18.8	2.1
	Non HT20 Beam Forming, 6 to 54 Mbps	4	12	9.0	9.6	8.6	10.5	15.5	17.6	2.1
	HT/VHT20, M0 to M7	1	6	15.3				15.3	23.6	8.3
	HT/VHT20, M0 to M7	2	6	15.3	16.0			18.7	23.6	4.9
	HT/VHT20, M8 to M15	2	6	15.3	16.0			18.7	23.6	4.9
	HT/VHT20, M0 to M7	3	6	12.0	12.6	11.5		16.8	23.6	6.8
	HT/VHT20, M8 to M15	3	6	14.2	14.8	13.9		19.1	23.6	4.5
	HT/VHT20, M16 to M23	3	6	15.3	16.0	15.0		20.2	23.6	3.4
	HT/VHT20, M0 to M7	4	6	9.2	9.8	8.7	10.6	15.7	23.6	7.9
	HT/VHT20, M8 to M15	4	6	12.0	12.6	11.5	13.8	18.6	23.6	5.0
HT/VHT20, M16 to M23	4	6	13.1	13.7	12.8	14.9	19.7	23.6	3.9	



HT/VHT20 Beam Forming, M0 to M7	2	9	15.3	16.0			18.7	20.6	1.9
HT/VHT20 Beam Forming, M8 to M15	2	6	15.3	16.0			18.7	23.6	4.9
HT/VHT20 Beam Forming, M0 to M7	3	11	12.0	12.6	11.5		16.8	18.8	2.0
HT/VHT20 Beam Forming, M8 to M15	3	8	14.2	14.8	13.9		19.1	21.8	2.7
HT/VHT20 Beam Forming, M16 to M23	3	6	15.3	16.0	15.0		20.2	23.6	3.4
HT/VHT20 Beam Forming, M0 to M7	4	12	9.2	9.8	8.7	10.6	15.7	17.6	1.9
HT/VHT20 Beam Forming, M8 to M15	4	9	12.0	12.6	11.5	13.8	18.6	20.6	2.0
HT/VHT20 Beam Forming, M16 to M23	4	7	13.1	13.7	12.8	14.9	19.7	22.4	2.7
HT/VHT20 STBC, M0 to M7	2	6	15.3	16.0			18.7	23.6	4.9
HT/VHT20 STBC, M0 to M7	3	6	14.2	14.8	13.9		19.1	23.6	4.5
HT/VHT20 STBC, M0 to M7	4	6	12.0	12.6	11.5	13.8	18.6	23.6	5.0



Frequency (MHz)	Mode	Tx Paths	Correlated Antenna Gain (dBi)	Tx 1 PSD (dBm/MHz)	Tx 2 PSD (dBm/MHz)	Tx 3 PSD (dBm/MHz)	Tx 4 PSD (dBm/MHz)	Total PSD (dBm/MHz)	Limit (dBm/MHz)	Margin (dB)
5500	Non HT20, 6 to 54 Mbps	1	6	5.5				5.5	11.0	5.5
	Non HT20, 6 to 54 Mbps	2	9	4.1	4.3			7.2	8.0	0.8
	Non HT20, 6 to 54 Mbps	3	11	1.4	1.4	0.1		5.8	6.0	0.2
	Non HT20, 6 to 54 Mbps	4	12	-0.7	-0.5	-1.8	-2.3	4.8	5.0	0.2
	Non HT20 Beam Forming, 6 to 54 Mbps	2	9	3.0	3.3			6.2	8.0	1.8
	Non HT20 Beam Forming, 6 to 54 Mbps	3	11	-0.7	-0.5	-1.8		3.8	6.0	2.2
	Non HT20 Beam Forming, 6 to 54 Mbps	4	12	-2.9	-2.7	-4.0	-4.6	2.5	5.0	2.5
	HT/VHT20, M0 to M7	1	6	7.1				7.1	11.0	3.9
	HT/VHT20, M0 to M7	2	9	4.0	4.5			7.3	8.0	0.7
	HT/VHT20, M8 to M15	2	6	7.1	7.5			10.3	11.0	0.7
	HT/VHT20, M0 to M7	3	11	1.2	1.6	-0.1		5.7	6.0	0.3
	HT/VHT20, M8 to M15	3	8	4.0	4.5	3.4		8.8	9.0	0.2
	HT/VHT20, M16 to M23	3	6	5.6	5.8	4.3		10.1	11.0	0.9
	HT/VHT20, M0 to M7	4	12	-0.8	-0.4	-1.8	-2.2	4.8	5.0	0.2
	HT/VHT20, M8 to M15	4	9	2.0	2.9	1.0	0.8	7.8	8.0	0.2
	HT/VHT20, M16 to M23	4	7	4.0	4.5	3.4	2.5	9.7	10.0	0.3
	HT/VHT20 Beam Forming, M0 to M7	2	9	2.8	3.2			6.0	8.0	2.0
	HT/VHT20 Beam Forming, M8 to M15	2	6	7.1	7.5			10.3	11.0	0.7
	HT/VHT20 Beam Forming, M0 to M7	3	11	-0.8	-0.4	-1.8		3.8	6.0	2.2
	HT/VHT20 Beam Forming, M8 to M15	3	8	2.8	3.2	2.3		7.6	9.0	1.4
	HT/VHT20 Beam Forming, M16 to M23	3	6	5.6	5.8	4.3		10.1	11.0	0.9
	HT/VHT20 Beam Forming, M0 to M7	4	12	-2.8	-2.5	-4.0	-4.5	2.6	5.0	2.4
	HT/VHT20 Beam Forming, M8 to M15	4	9	1.2	1.6	-0.1	-0.5	6.7	8.0	1.3
	HT/VHT20 Beam Forming, M16 to M23	4	7	2.8	3.2	2.3	1.3	8.5	10.0	1.5
	HT/VHT20 STBC, M0 to M7	2	6	7.1	7.5			10.3	11.0	0.7
	HT/VHT20 STBC, M0 to M7	3	8	4.0	4.5	3.4		8.8	9.0	0.2
	HT/VHT20 STBC, M0 to M7	4	9	2.0	2.9	1.0	0.8	7.8	8.0	0.2
	5510	Non HT40, 6 to 54 Mbps	1	6	-3.5				-3.5	11.0
Non HT40, 6 to 54 Mbps		2	9	-4.7	-4.4			-1.5	8.0	9.5
Non HT40, 6 to 54 Mbps		3	11	-7.7	-7.2	-8.4		-3.0	6.0	9.0
Non HT40, 6 to 54 Mbps		4	12	-8.4	-7.8	-9.3	-9.9	-2.8	5.0	7.8
HT/VHT40, M0 to M7		1	6	2.2				2.2	11.0	8.8
HT/VHT40, M0 to M7		2	9	-2.1	-1.7			1.1	8.0	6.9



	HT/VHT40, M8 to M15	2	6	-2.1	-1.7			1.1	11.0	9.9
	HT/VHT40, M0 to M7	3	11	-2.1	-1.7	-3.0		2.5	6.0	3.5
	HT/VHT40, M8 to M15	3	8	-2.1	-1.7	-3.0		2.5	9.0	6.5
	HT/VHT40, M16 to M23	3	6	-2.1	-1.7	-3.0		2.5	11.0	8.5
	HT/VHT40, M0 to M7	4	12	-3.1	-2.7	-3.7	-4.5	2.6	5.0	2.4
	HT/VHT40, M8 to M15	4	9	-3.1	-2.7	-3.7	-4.5	2.6	8.0	5.4
	HT/VHT40, M16 to M23	4	7	-3.1	-2.7	-3.7	-4.5	2.6	10.0	7.4
	HT/VHT40 Beam Forming, M0 to M7	2	9	-3.1	-2.7			0.1	8.0	7.9
	HT/VHT40 Beam Forming, M8 to M15	2	6	-2.1	-1.7			1.1	11.0	9.9
	HT/VHT40 Beam Forming, M0 to M7	3	11	-7.0	-6.9	-7.8		-2.4	6.0	8.4
	HT/VHT40 Beam Forming, M8 to M15	3	8	-3.9	-3.8	-4.9		0.6	9.0	8.4
	HT/VHT40 Beam Forming, M16 to M23	3	6	-2.1	-1.7	-3.0		2.5	11.0	8.5
	HT/VHT40 Beam Forming, M0 to M7	4	12	-9.2	-8.5	-9.8	-10.5	-3.4	5.0	8.4
	HT/VHT40 Beam Forming, M8 to M15	4	9	-7.0	-6.9	-7.8	-8.3	-1.4	8.0	9.4
	HT/VHT40 Beam Forming, M16 to M23	4	7	-3.1	-2.7	-3.7	-4.5	2.6	10.0	7.4
	HT/VHT40 STBC, M0 to M7	2	6	-2.1	-1.7			1.1	11.0	9.9
	HT/VHT40 STBC, M0 to M7	3	8	-2.1	-1.7	-3.0		2.5	9.0	6.5
	HT/VHT40 STBC, M0 to M7	4	9	-3.1	-2.7	-3.7	-4.5	2.6	8.0	5.4
5530	Non HT80, 6 to 54 Mbps	1	6	-2.7				-2.7	11.0	13.7
	Non HT80, 6 to 54 Mbps	2	9	-2.7	-2.9			0.2	8.0	7.8
	Non HT80, 6 to 54 Mbps	3	11	-6.1	-5.4	-6.4		-1.2	6.0	7.2
	Non HT80, 6 to 54 Mbps	4	12	-6.1	-5.4	-6.4	-6.1	0.0	5.0	5.0
	VHT80, M0 to M9 1ss	1	6	-1.8				-1.8	11.0	12.8
	VHT80, M0 to M9 1ss	2	9	-1.8	-1.4			1.4	8.0	6.6
	VHT80, M0 to M9 2ss	2	6	-1.8	-1.4			1.4	11.0	9.6
	VHT80, M0 to M9 1ss	3	11	-2.8	-2.6	-2.9		2.0	6.0	4.0
	VHT80, M0 to M9 2ss	3	8	-2.8	-2.6	-2.9		2.0	9.0	7.0
	VHT80, M0 to M9 3ss	3	6	-2.8	-2.6	-2.9		2.0	11.0	9.0
	VHT80, M0 to M9 1ss	4	12	-4.2	-3.4	-4.2	-3.9	2.1	5.0	2.9
	VHT80, M0 to M9 2ss	4	9	-4.2	-3.4	-4.2	-3.9	2.1	8.0	5.9
	VHT80, M0 to M9 3ss	4	7	-4.2	-3.4	-4.2	-3.9	2.1	10.0	7.9
	VHT80 Beam Forming, M0 to M9 1ss	2	9	-4.2	-3.4			-0.8	8.0	8.8
	VHT80 Beam Forming, M0 to M9 2ss	2	6	-1.8	-1.4			1.4	11.0	9.6
	VHT80 Beam Forming, M0 to M9 1ss	3	11	-6.8	-6.8	-7.1		-2.1	6.0	8.1
	VHT80 Beam Forming, M0 to M9 2ss	3	8	-4.2	-3.4	-4.2		0.9	9.0	8.1
	VHT80 Beam Forming, M0 to M9 3ss	3	6	-2.8	-2.6	-2.9		2.0	11.0	9.0
	VHT80 Beam Forming, M0 to M9 1ss	4	12	-7.9	-7.7	-8.1	-7.8	-1.9	5.0	6.9
	VHT80 Beam Forming, M0 to M9 2ss	4	9	-5.3	-5.7	-6.1	-6.2	0.2	8.0	7.8
VHT80 Beam Forming, M0 to M9 3ss	4	7	-4.2	-3.4	-4.2	-3.9	2.1	10.0	7.9	
VHT80 STBC, M0 to M9 1ss	2	6	-1.8	-1.4			1.4	11.0	9.6	



	VHT80 STBC, M0 to M9 1ss	3	6	-2.8	-2.6	-2.9		2.0	11.0	9.0
	VHT80 STBC, M0 to M9 1ss	4	6	-4.2	-3.4	-4.2	-3.9	2.1	11.0	8.9
5570	Non HT160, 6 to 54 Mbps	1	6	-6.5				-6.5	11.0	17.5
	Non HT160, 6 to 54 Mbps	2	9	-7.4	-6.7			-4.0	8.0	12.0
	Non HT160, 6 to 54 Mbps	3	11	-7.4	-6.7	-8.2		-2.6	6.0	8.6
	Non HT160, 6 to 54 Mbps	4	12	-7.4	-6.7	-8.2	-7.9	-1.5	5.0	6.5
	VHT160, M0 to M9 1ss	1	6	-2.6				-2.6	11.0	13.6
	VHT160, M0 to M9 1ss	2	9	-4.1	-3.7			-0.9	8.0	8.9
	VHT160, M0 to M9 2ss	2	6	-4.1	-3.7			-0.9	11.0	11.9
	VHT160, M0 to M9 1ss	3	11	-6.5	-6.0	-6.9		-1.7	6.0	7.7
	VHT160, M0 to M9 2ss	3	8	-6.5	-6.0	-6.9		-1.7	9.0	10.7
	VHT160, M0 to M9 3ss	3	6	-6.5	-6.0	-6.9		-1.7	11.0	12.7
	VHT160, M0 to M9 1ss	4	12	-6.5	-6.0	-6.9	-6.4	-0.4	5.0	5.4
	VHT160, M0 to M9 2ss	4	9	-6.5	-6.0	-6.9	-6.4	-0.4	8.0	8.4
	VHT160, M0 to M9 3ss	4	7	-6.5	-6.0	-6.9	-6.4	-0.4	10.0	10.4
	VHT160 Beam Forming, M0 to M9 1ss	2	9	-7.1	-6.7			-3.9	8.0	11.9
	VHT160 Beam Forming, M0 to M9 2ss	2	6	-4.1	-3.7			-0.9	11.0	11.9
	VHT160 Beam Forming, M0 to M9 1ss	3	11	-9.0	-8.8	-9.9		-4.4	6.0	10.4
	VHT160 Beam Forming, M0 to M9 2ss	3	8	-7.1	-6.7	-8.0		-2.5	9.0	11.5
	VHT160 Beam Forming, M0 to M9 3ss	3	6	-6.5	-6.0	-6.9		-1.7	11.0	12.7
	VHT160 Beam Forming, M0 to M9 1ss	4	12	-9.0	-8.8	-9.9	-9.3	-3.2	5.0	8.2
	VHT160 Beam Forming, M0 to M9 2ss	4	9	-8.5	-7.6	-8.8	-8.3	-2.3	8.0	10.3
	VHT160 Beam Forming, M0 to M9 3ss	4	7	-7.1	-6.7	-8.0	-7.6	-1.3	10.0	11.3
VHT160 STBC, M0 to M9 1ss	2	6	-4.1	-3.7			-0.9	11.0	11.9	
VHT160 STBC, M0 to M9 1ss	3	6	-6.5	-6.0	-6.9		-1.7	11.0	12.7	
VHT160 STBC, M0 to M9 1ss	4	6	-6.5	-6.0	-6.9	-6.4	-0.4	11.0	11.4	
5560	Non HT20, 6 to 54 Mbps	1	6	5.8				5.8	11.0	5.2
	Non HT20, 6 to 54 Mbps	2	9	4.8	4.8			7.8	8.0	0.2
	Non HT20, 6 to 54 Mbps	3	11	0.4	0.6	0.5		5.3	6.0	0.7
	Non HT20, 6 to 54 Mbps	4	12	-1.5	-1.3	-1.5	-0.8	4.8	5.0	0.2
	Non HT20 Beam Forming, 6 to 54 Mbps	2	9	4.8	4.8			7.8	8.0	0.2
	Non HT20 Beam Forming, 6 to 54 Mbps	3	11	0.4	0.6	0.5		5.3	6.0	0.7
	Non HT20 Beam Forming, 6 to 54 Mbps	4	12	-1.5	-1.3	-1.5	-0.8	4.8	5.0	0.2
	HT/VHT20, M0 to M7	1	6	5.6				5.6	11.0	5.4
	HT/VHT20, M0 to M7	2	9	5.0	4.8			7.9	8.0	0.1
	HT/VHT20, M8 to M15	2	6	5.6	6.0			8.8	11.0	2.2
	HT/VHT20, M0 to M7	3	11	0.1	0.8	0.5		5.2	6.0	0.8
	HT/VHT20, M8 to M15	3	8	3.3	3.5	3.7		8.3	9.0	0.7
	HT/VHT20, M16 to M23	3	6	5.6	6.0	6.1		10.7	11.0	0.3



	HT/VHT20, M0 to M7	4	12	-1.5	-1.6	-1.4	-0.2	4.9	5.0	0.1
	HT/VHT20, M8 to M15	4	9	1.2	1.6	1.6	2.1	7.7	8.0	0.3
	HT/VHT20, M16 to M23	4	7	3.3	3.5	3.7	4.3	9.7	10.0	0.3
	HT/VHT20 Beam Forming, M0 to M7	2	9	5.0	4.8			7.9	8.0	0.1
	HT/VHT20 Beam Forming, M8 to M15	2	6	5.6	6.0			8.8	11.0	2.2
	HT/VHT20 Beam Forming, M0 to M7	3	11	0.1	0.8	0.5		5.2	6.0	0.8
	HT/VHT20 Beam Forming, M8 to M15	3	8	3.3	3.5	3.7		8.3	9.0	0.7
	HT/VHT20 Beam Forming, M16 to M23	3	6	5.6	6.0	6.1		10.7	11.0	0.3
	HT/VHT20 Beam Forming, M0 to M7	4	12	-1.5	-1.6	-1.4	-0.2	4.9	5.0	0.1
	HT/VHT20 Beam Forming, M8 to M15	4	9	1.2	1.6	1.6	2.1	7.7	8.0	0.3
	HT/VHT20 Beam Forming, M16 to M23	4	7	3.3	3.5	3.7	4.3	9.7	10.0	0.3
	HT/VHT20 STBC, M0 to M7	2	6	5.6	6.0			8.8	11.0	2.2
	HT/VHT20 STBC, M0 to M7	3	8	3.3	3.5	3.7		8.3	9.0	0.7
	HT/VHT20 STBC, M0 to M7	4	9	1.2	1.6	1.6	2.1	7.7	8.0	0.3
5660	Non HT20, 6 to 54 Mbps	1	6	6.8				6.8	11.0	4.2
	Non HT20, 6 to 54 Mbps	2	9	4.5	4.9			7.7	8.0	0.3
	Non HT20, 6 to 54 Mbps	3	11	0.3	0.7	0.6		5.3	6.0	0.7
	Non HT20, 6 to 54 Mbps	4	12	-1.7	-1.4	-1.5	-1.8	4.4	5.0	0.6
	Non HT20 Beam Forming, 6 to 54 Mbps	2	9	4.5	4.9			7.7	8.0	0.3
	Non HT20 Beam Forming, 6 to 54 Mbps	3	11	0.3	0.7	0.6		5.3	6.0	0.7
	Non HT20 Beam Forming, 6 to 54 Mbps	4	12	-1.7	-1.4	-1.5	-1.8	4.4	5.0	0.6
	HT/VHT20, M0 to M7	1	6	6.5				6.5	11.0	4.5
	HT/VHT20, M0 to M7	2	9	4.3	4.7			7.5	8.0	0.5
	HT/VHT20, M8 to M15	2	6	6.5	7.0			9.8	11.0	1.2
	HT/VHT20, M0 to M7	3	11	0.6	0.9	0.8		5.5	6.0	0.5
	HT/VHT20, M8 to M15	3	8	3.1	3.6	3.6		8.2	9.0	0.8
	HT/VHT20, M16 to M23	3	6	5.3	5.8	5.8		10.4	11.0	0.6
	HT/VHT20, M0 to M7	4	12	-2.0	-0.9	-1.4	-2.1	4.4	5.0	0.6
	HT/VHT20, M8 to M15	4	9	1.5	1.8	1.7	1.0	7.5	8.0	0.5
	HT/VHT20, M16 to M23	4	7	3.1	3.6	3.6	2.8	9.3	10.0	0.7
	HT/VHT20 Beam Forming, M0 to M7	2	9	4.3	4.7			7.5	8.0	0.5
	HT/VHT20 Beam Forming, M8 to M15	2	6	6.5	7.0			9.8	11.0	1.2
	HT/VHT20 Beam Forming, M0 to M7	3	11	0.6	0.9	0.8		5.5	6.0	0.5
	HT/VHT20 Beam Forming, M8 to M15	3	8	3.1	3.6	3.6		8.2	9.0	0.8
	HT/VHT20 Beam Forming, M16 to M23	3	6	5.3	5.8	5.8		10.4	11.0	0.6
	HT/VHT20 Beam Forming, M0 to M7	4	12	-2.0	-0.9	-1.4	-2.1	4.4	5.0	0.6
	HT/VHT20 Beam Forming, M8 to M15	4	9	1.5	1.8	1.7	1.0	7.5	8.0	0.5
	HT/VHT20 Beam Forming, M16 to M23	4	7	3.1	3.6	3.6	2.8	9.3	10.0	0.7
HT/VHT20 STBC, M0 to M7	2	6	6.5	7.0			9.8	11.0	1.2	
HT/VHT20 STBC, M0 to M7	3	8	3.1	3.6	3.6		8.2	9.0	0.8	



	HT/VHT20 STBC, M0 to M7	4	9	1.5	1.8	1.7	1.0	7.5	8.0	0.5
5670	Non HT40, 6 to 54 Mbps	1	6	4.8				4.8	11.0	6.2
	Non HT40, 6 to 54 Mbps	2	9	4.8	4.9			7.9	8.0	0.1
	Non HT40, 6 to 54 Mbps	3	11	0.1	0.6	0.8		5.3	6.0	0.7
	Non HT40, 6 to 54 Mbps	4	12	-2.0	-1.1	-0.3	-1.8	4.8	5.0	0.2
	HT/VHT40, M0 to M7	1	6	3.7				3.7	11.0	7.3
	HT/VHT40, M0 to M7	2	9	3.7	3.9			6.8	8.0	1.2
	HT/VHT40, M8 to M15	2	6	3.7	3.9			6.8	11.0	4.2
	HT/VHT40, M0 to M7	3	11	-0.4	0.6	0.6		5.1	6.0	0.9
	HT/VHT40, M8 to M15	3	8	3.7	3.9	3.9		8.6	9.0	0.4
	HT/VHT40, M16 to M23	3	6	3.7	3.9	3.9		8.6	11.0	2.4
	HT/VHT40, M0 to M7	4	12	-2.0	-1.4	-1.3	-2.1	4.3	5.0	0.7
	HT/VHT40, M8 to M15	4	9	1.0	1.5	1.7	0.9	7.3	8.0	0.7
	HT/VHT40, M16 to M23	4	7	3.7	3.9	3.9	3.3	9.7	10.0	0.3
	HT/VHT40 Beam Forming, M0 to M7	2	9	3.7	3.9			6.8	8.0	1.2
	HT/VHT40 Beam Forming, M8 to M15	2	6	3.7	3.9			6.8	11.0	4.2
	HT/VHT40 Beam Forming, M0 to M7	3	11	-0.4	0.6	0.6		5.1	6.0	0.9
	HT/VHT40 Beam Forming, M8 to M15	3	8	3.7	3.9	3.9		8.6	9.0	0.4
	HT/VHT40 Beam Forming, M16 to M23	3	6	3.7	3.9	3.9		8.6	11.0	2.4
	HT/VHT40 Beam Forming, M0 to M7	4	12	-2.0	-1.4	-1.3	-2.1	4.3	5.0	0.7
	HT/VHT40 Beam Forming, M8 to M15	4	9	1.0	1.5	1.7	0.9	7.3	8.0	0.7
HT/VHT40 Beam Forming, M16 to M23	4	7	3.7	3.9	3.9	3.3	9.7	10.0	0.3	
HT/VHT40 STBC, M0 to M7	2	6	3.7	3.9			6.8	11.0	4.2	
HT/VHT40 STBC, M0 to M7	3	8	3.7	3.9	3.9		8.6	9.0	0.4	
HT/VHT40 STBC, M0 to M7	4	9	1.0	1.5	1.7	0.9	7.3	8.0	0.7	
5690	Non HT80, 6 to 54 Mbps	1	6	-0.8				-0.8	11.0	11.8
	Non HT80, 6 to 54 Mbps	2	9	-0.8	-0.1			2.6	8.0	5.4
	Non HT80, 6 to 54 Mbps	3	11	-0.8	-0.1	0.2		4.6	6.0	1.4
	Non HT80, 6 to 54 Mbps	4	12	-1.5	-1.0	-0.8	-2.0	4.7	5.0	0.3
	VHT80, M0 to M9 1ss	1	6	-0.5				-0.5	11.0	11.5
	VHT80, M0 to M9 1ss	2	9	-0.5	-0.3			2.6	8.0	5.4
	VHT80, M0 to M9 2ss	2	6	-0.5	-0.3			2.6	11.0	8.4
	VHT80, M0 to M9 1ss	3	11	-0.5	-0.3	-0.3		4.4	6.0	1.6
	VHT80, M0 to M9 2ss	3	8	-0.5	-0.3	-0.3		4.4	9.0	4.6
	VHT80, M0 to M9 3ss	3	6	-0.5	-0.3	-0.3		4.4	11.0	6.6
	VHT80, M0 to M9 1ss	4	12	-1.8	-1.5	-1.4	-0.8	4.7	5.0	0.3
	VHT80, M0 to M9 2ss	4	9	-0.5	-0.3	-0.3	-0.7	5.6	8.0	2.4
	VHT80, M0 to M9 3ss	4	7	-0.5	-0.3	-0.3	-0.7	5.6	10.0	4.4
	VHT80 Beam Forming, M0 to M9 1ss	2	9	-0.5	-0.3			2.6	8.0	5.4



	VHT80 Beam Forming, M0 to M9 2ss	2	6	-0.5	-0.3			2.6	11.0	8.4
	VHT80 Beam Forming, M0 to M9 1ss	3	11	-2.9	-2.6	-2.1		2.3	6.0	3.7
	VHT80 Beam Forming, M0 to M9 2ss	3	8	-0.5	-0.3	-0.3		4.4	9.0	4.6
	VHT80 Beam Forming, M0 to M9 3ss	3	6	-0.5	-0.3	-0.3		4.4	11.0	6.6
	VHT80 Beam Forming, M0 to M9 1ss	4	12	-6.1	-5.4	-5.5	-6.3	0.2	5.0	4.8
	VHT80 Beam Forming, M0 to M9 2ss	4	9	-2.9	-2.6	-2.1	-3.0	3.4	8.0	4.6
	VHT80 Beam Forming, M0 to M9 3ss	4	7	-0.5	-0.3	-0.3	-0.7	5.6	10.0	4.4
	VHT80 STBC, M0 to M9 1ss	2	6	-0.5	-0.3			2.6	11.0	8.4
	VHT80 STBC, M0 to M9 1ss	3	6	-0.5	-0.3	-0.3		4.4	11.0	6.6
	VHT80 STBC, M0 to M9 1ss	4	6	-0.5	-0.3	-0.3	-0.7	5.6	11.0	5.4
5700	Non HT20, 6 to 54 Mbps	1	6	4.7				4.7	11.0	6.3
	Non HT20, 6 to 54 Mbps	2	9	4.7	5.1			7.9	8.0	0.1
	Non HT20, 6 to 54 Mbps	3	11	0.2	1.1	0.6		5.4	6.0	0.6
	Non HT20, 6 to 54 Mbps	4	12	-2.7	-2.2	-2.3	-1.1	4.0	5.0	1.0
	Non HT20 Beam Forming, 6 to 54 Mbps	2	9	4.7	5.1			7.9	8.0	0.1
	Non HT20 Beam Forming, 6 to 54 Mbps	3	11	0.2	1.1	0.6		5.4	6.0	0.6
	Non HT20 Beam Forming, 6 to 54 Mbps	4	12	-2.7	-2.2	-2.3	-1.1	4.0	5.0	1.0
	HT/VHT20, M0 to M7	1	6	4.6				4.6	11.0	6.4
	HT/VHT20, M0 to M7	2	9	4.6	5.1			7.9	8.0	0.1
	HT/VHT20, M8 to M15	2	6	4.6	5.1			7.9	11.0	3.1
	HT/VHT20, M0 to M7	3	11	0.2	1.0	0.7		5.4	6.0	0.6
	HT/VHT20, M8 to M15	3	8	3.7	4.0	4.0		8.7	9.0	0.3
	HT/VHT20, M16 to M23	3	6	4.6	5.1	5.3		9.8	11.0	1.2
	HT/VHT20, M0 to M7	4	12	-2.4	-2.1	-2.0	-1.4	4.1	5.0	0.9
	HT/VHT20, M8 to M15	4	9	0.2	1.0	0.7	1.7	7.0	8.0	1.0
	HT/VHT20, M16 to M23	4	7	2.8	3.1	3.0	3.9	9.2	10.0	0.8
	HT/VHT20 Beam Forming, M0 to M7	2	9	4.6	5.1			7.9	8.0	0.1
	HT/VHT20 Beam Forming, M8 to M15	2	6	4.6	5.1			7.9	11.0	3.1
	HT/VHT20 Beam Forming, M0 to M7	3	11	0.2	1.0	0.7		5.4	6.0	0.6
	HT/VHT20 Beam Forming, M8 to M15	3	8	3.7	4.0	4.0		8.7	9.0	0.3
	HT/VHT20 Beam Forming, M16 to M23	3	6	4.6	5.1	5.3		9.8	11.0	1.2
	HT/VHT20 Beam Forming, M0 to M7	4	12	-2.4	-2.1	-2.0	-1.4	4.1	5.0	0.9
	HT/VHT20 Beam Forming, M8 to M15	4	9	0.2	1.0	0.7	1.7	7.0	8.0	1.0
	HT/VHT20 Beam Forming, M16 to M23	4	7	2.8	3.1	3.0	3.9	9.2	10.0	0.8
	HT/VHT20 STBC, M0 to M7	2	6	4.6	5.1			7.9	11.0	3.1
	HT/VHT20 STBC, M0 to M7	3	8	3.7	4.0	4.0		8.7	9.0	0.3
	HT/VHT20 STBC, M0 to M7	4	9	0.2	1.0	0.7	1.7	7.0	8.0	1.0



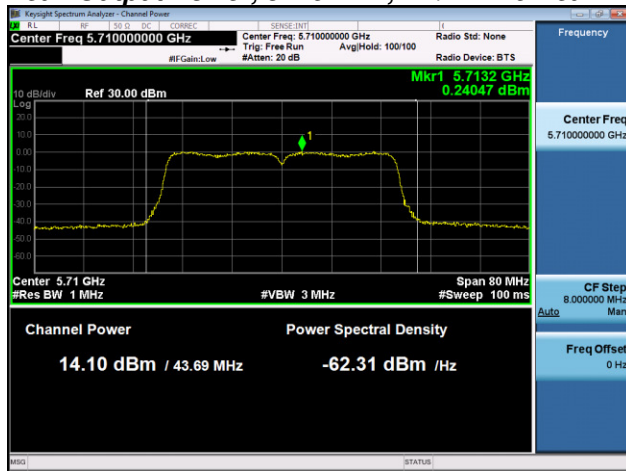
5710	Non HT40, 6 to 54 Mbps	1	6	2.9				2.9	11.0	8.1
	Non HT40, 6 to 54 Mbps	2	9	2.9	3.0			6.0	8.0	2.0
	Non HT40, 6 to 54 Mbps	3	11	0.9	1.1	1.4		5.9	6.0	0.1
	Non HT40, 6 to 54 Mbps	4	12	-2.3	-1.7	-2.0	-0.7	4.4	5.0	0.6
	HT/VHT40, M0 to M7	1	6	1.3				1.3	11.0	9.7
	HT/VHT40, M0 to M7	2	9	1.3	1.9			4.6	8.0	3.4
	HT/VHT40, M8 to M15	2	6	1.3	1.9			4.6	11.0	6.4
	HT/VHT40, M0 to M7	3	11	0.2	1.3	0.6		5.5	6.0	0.5
	HT/VHT40, M8 to M15	3	8	1.3	1.9	1.8		6.4	9.0	2.6
	HT/VHT40, M16 to M23	3	6	1.3	1.9	1.8		6.4	11.0	4.6
	HT/VHT40, M0 to M7	4	12	-2.2	-1.3	-1.5	-0.3	4.7	5.0	0.3
	HT/VHT40, M8 to M15	4	9	0.2	1.3	0.6	3.2	7.5	8.0	0.5
	HT/VHT40, M16 to M23	4	7	1.3	1.9	1.8	3.2	8.1	10.0	1.9
	HT/VHT40 Beam Forming, M0 to M7	2	9	1.3	1.9			4.6	8.0	3.4
	HT/VHT40 Beam Forming, M8 to M15	2	6	1.3	1.9			4.6	11.0	6.4
	HT/VHT40 Beam Forming, M0 to M7	3	11	-0.7	-0.3	-0.6		4.2	6.0	1.8
	HT/VHT40 Beam Forming, M8 to M15	3	8	1.3	1.9	1.8		6.4	9.0	2.6
	HT/VHT40 Beam Forming, M16 to M23	3	6	1.3	1.9	1.8		6.4	11.0	4.6
	HT/VHT40 Beam Forming, M0 to M7	4	12	-2.9	-2.2	-2.2	-1.2	3.9	5.0	1.1
	HT/VHT40 Beam Forming, M8 to M15	4	9	0.2	0.8	0.4	2.0	6.9	8.0	1.1
	HT/VHT40 Beam Forming, M16 to M23	4	7	1.3	1.9	1.8	3.2	8.1	10.0	1.9
	HT/VHT40 STBC, M0 to M7	2	6	1.3	1.9			4.6	11.0	6.4
	HT/VHT40 STBC, M0 to M7	3	8	1.3	1.9	1.8		6.4	9.0	2.6
HT/VHT40 STBC, M0 to M7	4	9	0.2	1.3	0.6	3.2	7.5	8.0	0.5	
5720	Non HT20, 6 to 54 Mbps	1	6	4.5				4.5	11.0	6.5
	Non HT20, 6 to 54 Mbps	2	9	3.4	4.1			6.8	8.0	1.2
	Non HT20, 6 to 54 Mbps	3	11	0.6	1.0	0.1		5.4	6.0	0.6
	Non HT20, 6 to 54 Mbps	4	12	-1.7	-0.7	-2.0	-0.2	4.9	5.0	0.1
	Non HT20 Beam Forming, 6 to 54 Mbps	2	9	3.4	4.1			6.8	8.0	1.2
	Non HT20 Beam Forming, 6 to 54 Mbps	3	11	0.6	1.0	0.1		5.4	6.0	0.6
	Non HT20 Beam Forming, 6 to 54 Mbps	4	12	-1.7	-0.7	-2.0	-0.2	4.9	5.0	0.1
	HT/VHT20, M0 to M7	1	6	4.4				4.4	11.0	6.6
	HT/VHT20, M0 to M7	2	9	4.4	5.3			7.9	8.0	0.1
	HT/VHT20, M8 to M15	2	6	4.4	5.3			7.9	11.0	3.1
	HT/VHT20, M0 to M7	3	11	1.3	1.5	0.5		5.9	6.0	0.1
	HT/VHT20, M8 to M15	3	8	3.6	3.9	3.0		8.3	9.0	0.7
	HT/VHT20, M16 to M23	3	6	4.4	5.3	4.2		9.4	11.0	1.6
	HT/VHT20, M0 to M7	4	12	-1.8	-0.9	-2.2	0.1	4.9	5.0	0.1
HT/VHT20, M8 to M15	4	9	1.3	1.5	0.5	3.0	7.7	8.0	0.3	
HT/VHT20, M16 to M23	4	7	2.2	3.1	2.2	4.1	9.0	10.0	1.0	



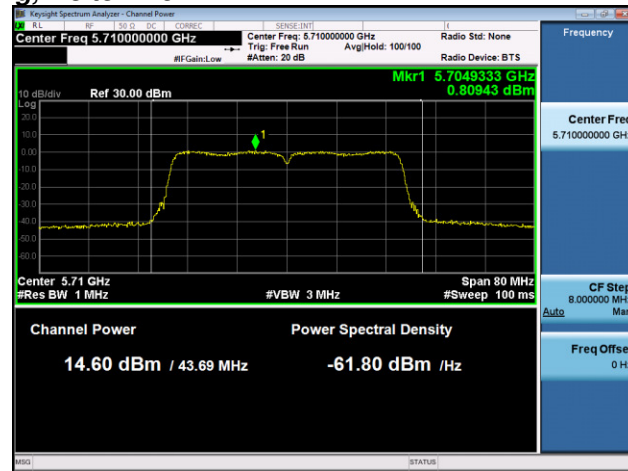
HT/VHT20 Beam Forming, M0 to M7	2	9	4.4	5.3			7.9	8.0	0.1
HT/VHT20 Beam Forming, M8 to M15	2	6	4.4	5.3			7.9	11.0	3.1
HT/VHT20 Beam Forming, M0 to M7	3	11	1.3	1.5	0.5		5.9	6.0	0.1
HT/VHT20 Beam Forming, M8 to M15	3	8	3.6	3.9	3.0		8.3	9.0	0.7
HT/VHT20 Beam Forming, M16 to M23	3	6	4.4	5.3	4.2		9.4	11.0	1.6
HT/VHT20 Beam Forming, M0 to M7	4	12	-1.8	-0.9	-2.2	0.1	4.9	5.0	0.1
HT/VHT20 Beam Forming, M8 to M15	4	9	1.3	1.5	0.5	3.0	7.7	8.0	0.3
HT/VHT20 Beam Forming, M16 to M23	4	7	2.2	3.1	2.2	4.1	9.0	10.0	1.0
HT/VHT20 STBC, M0 to M7	2	6	4.4	5.3			7.9	11.0	3.1
HT/VHT20 STBC, M0 to M7	3	8	3.6	3.9	3.0		8.3	9.0	0.7
HT/VHT20 STBC, M0 to M7	4	9	1.3	1.5	0.5	3.0	7.7	8.0	0.3



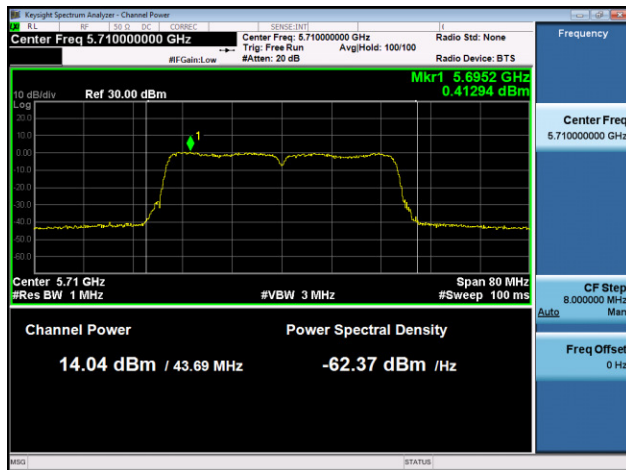
Peak Output Power, 5710 MHz, HT/VHT40 Beam Forming, M8 to M15



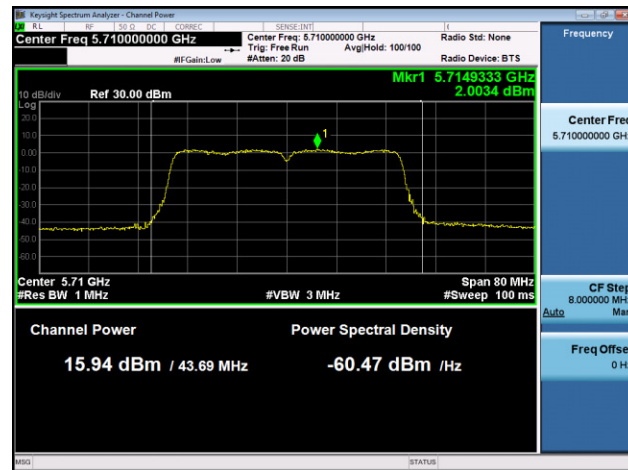
Antenna A



Antenna B



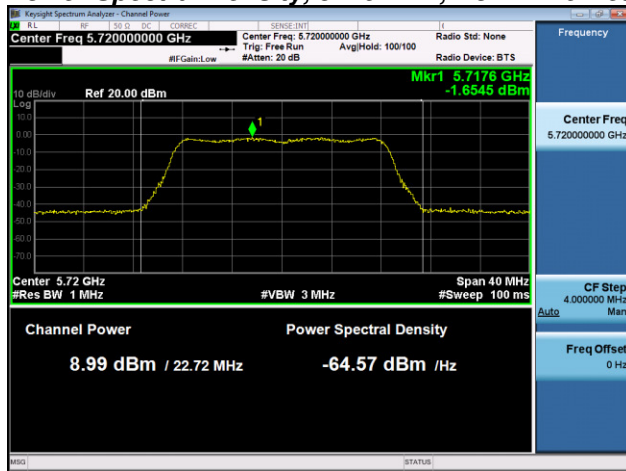
Antenna C



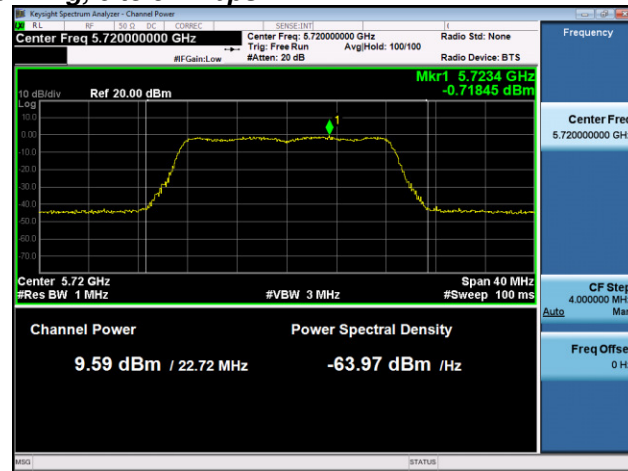
Antenna D



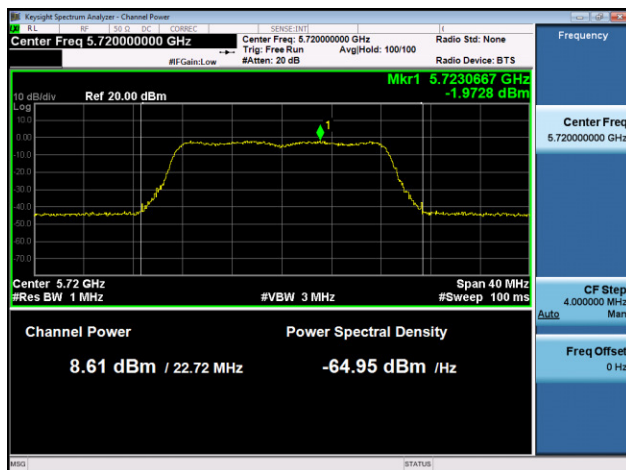
Power Spectral Density, 5720 MHz, Non HT20 Beam Forming, 6 to 54 Mbps



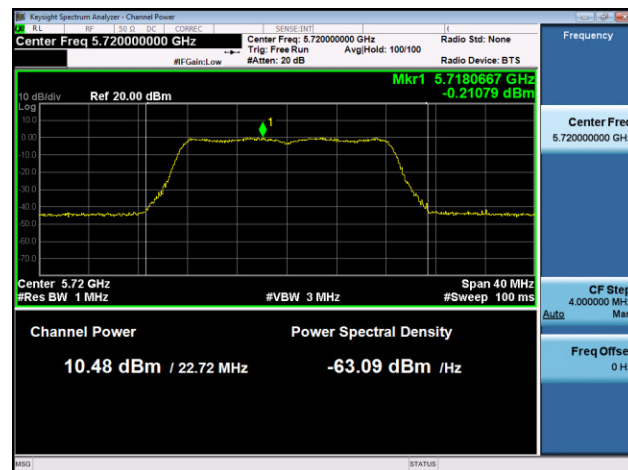
Antenna A



Antenna B



Antenna C



Antenna D



A.3 Conducted Spurious Emissions

15.407 (b) *Undesirable emission limits.* Except as shown in paragraph (b) (7) of this section, the maximum emissions outside of the frequency bands of operation shall be attenuated in accordance with the following limits:

- (3) For transmitters operating in the 5.47-5.725 GHz band: All emissions outside of the 5.47-5.725 GHz band shall not exceed an e.i.r.p. of -27 dBm/MHz..
- (6) Unwanted emissions below 1 GHz must comply with the general field strength limits set forth in §15.209.
- (7) The provisions of §15.205 apply to intentional radiators operating under this section.

Test Procedure

Ref. KDB 789033 D02 General UNII Test Procedures New Rules v01r01

ANSI C63.10: 2013

Conducted Spurious Emissions
Test Procedure
<ol style="list-style-type: none"> 1. Connect the antenna port(s) to the spectrum analyzer input. 2. Place the radio in continuous transmit mode. Use the procedures in KDB 789033 D02 General UNII Test Procedures New Rules v01 to substitute conducted measurements in place of radiated measurements. 3. Configure Spectrum analyzer as per test parameters below (be sure to enter all losses between the transmitter output and the spectrum analyzer). 4. Record the marker waveform peak to spur difference. Also measure any emissions in the restricted bands. 5. The "measure-and-sum technique" is used for measuring in-band transmit power of a device. In the measure-and-sum approach, the conducted emission level is measured at each antenna port. The measured results at the various antenna ports are then summed mathematically to determine the total emission level from the device. Summing is performed in linear power units. The worst case output is recorded. 6. Capture graphs and record pertinent measurement data.

Ref. KDB 789033 D02 General UNII Test Procedures New Rules v01r01 ANSI C63.10: 2013 section 12.7.7.3 (average) & 12.7.6 (peak)

Conducted Spurious Emissions
Test parameters
Span = 30MHz to 18GHz / 18GHz to 40GHz RBW = 1 MHz VBW $\geq 3 \times$ RBW for Peak, 1kHz for Average Sweep = Auto couple Detector = Peak Trace = Max Hold.

System Number	Description	Samples	System under test	Support equipment
1	EUT	S01	<input checked="" type="checkbox"/>	<input type="checkbox"/>
	Support	S02	<input type="checkbox"/>	<input checked="" type="checkbox"/>

Tested By : Jose Aguirre	Date of testing: 01-Jan-16 - 03-Mar-16
Test Result : PASS	

See Appendix C for list of test equipment



Frequency (MHz)	Mode	Tx Paths	Correlated Antenna Gain (dBi)	Tx 1 Spur Power (dBm)	Tx 2 Spur Power (dBm)	Tx 3 Spur Power (dBm)	Tx 4 Spur Power (dBm)	Total Conducted Spur (dBm)	Limit (dBm)	Margin (dB)
5500	Non HT20, 6 to 54 Mbps	1	6	-66.6				-60.6	-41.25	19.4
	Non HT20, 6 to 54 Mbps	2	6	-66.6	-69.3			-58.7	-41.25	17.5
	Non HT20, 6 to 54 Mbps	3	6	-66.6	-69.3	-57.6		-50.8	-41.25	9.6
	Non HT20, 6 to 54 Mbps	4	6	-66.6	-69.3	-57.6	-58.8	-48.7	-41.25	7.4
	Non HT20 Beam Forming, 6 to 54 Mbps	2	9	-66.6	-69.3			-55.7	-41.25	14.5
	Non HT20 Beam Forming, 6 to 54 Mbps	3	11	-66.6	-69.3	-57.6		-46.0	-41.25	4.8
	Non HT20 Beam Forming, 6 to 54 Mbps	4	12	-66.6	-69.3	-57.6	-58.8	-42.7	-41.25	1.4
	HT/VHT20, M0 to M7	1	6	-69.2				-63.2	-41.25	22.0
	HT/VHT20, M0 to M7	2	6	-69.2	-69.1			-60.1	-41.25	18.9
	HT/VHT20, M8 to M15	2	6	-69.2	-69.1			-60.1	-41.25	18.9
	HT/VHT20, M0 to M7	3	6	-69.2	-69.1	-66.6		-57.4	-41.25	16.1
	HT/VHT20, M8 to M15	3	6	-69.2	-69.1	-66.6		-57.4	-41.25	16.1
	HT/VHT20, M16 to M23	3	6	-69.2	-69.1	-66.6		-57.4	-41.25	16.1
	HT/VHT20, M0 to M7	4	6	-69.2	-69.1	-66.6	-59.9	-52.3	-41.25	11.0
	HT/VHT20, M8 to M15	4	6	-69.2	-69.1	-66.6	-59.9	-52.3	-41.25	11.0
	HT/VHT20, M16 to M23	4	6	-69.2	-69.1	-66.6	-59.9	-52.3	-41.25	11.0
	HT/VHT20 Beam Forming, M0 to M7	2	9	-69.2	-69.1			-57.1	-41.25	15.9
	HT/VHT20 Beam Forming, M8 to M15	2	6	-69.2	-69.1			-60.1	-41.25	18.9
	HT/VHT20 Beam Forming, M0 to M7	3	11	-69.2	-69.1	-66.6		-52.6	-41.25	11.3
	HT/VHT20 Beam Forming, M8 to M15	3	8	-69.2	-69.1	-66.6		-55.6	-41.25	14.3
	HT/VHT20 Beam Forming, M16 to M23	3	6	-69.2	-69.1	-66.6		-57.4	-41.25	16.1
	HT/VHT20 Beam Forming, M0 to M7	4	12	-69.2	-69.1	-66.6	-59.9	-46.3	-41.25	5.0
	HT/VHT20 Beam Forming, M8 to M15	4	9	-69.2	-69.1	-66.6	-59.9	-49.3	-41.25	8.0
	HT/VHT20 Beam Forming, M16 to M23	4	7	-69.2	-69.1	-66.6	-59.9	-51.1	-41.25	9.8
	HT/VHT20 STBC, M0 to M7	2	6	-69.2	-69.1			-60.1	-41.25	18.9
	HT/VHT20 STBC, M0 to M7	3	6	-69.2	-69.1	-66.6		-57.4	-41.25	16.1
	HT/VHT20 STBC, M0 to M7	4	6	-69.2	-69.1	-66.6	-59.9	-52.3	-41.25	11.0
5510	Non HT40, 6 to 54 Mbps	1	6	-55.3				-49.3	-41.25	8.1
	Non HT40, 6 to 54 Mbps	2	6	-55.3	-56.5			-46.8	-41.25	5.6
	Non HT40, 6 to 54 Mbps	3	6	-55.3	-56.5	-57.5		-45.6	-41.25	4.3
	Non HT40, 6 to 54 Mbps	4	6	-55.3	-56.5	-57.5	-69.1	-45.5	-41.25	4.2
	HT/VHT40, M0 to M7	1	6	-66.8				-60.8	-41.25	19.6
	HT/VHT40, M0 to M7	2	6	-66.8	-69.2			-58.8	-41.25	17.6



	HT/VHT40, M8 to M15	2	6	-66.8	-69.2			-58.8	-41.25	17.6
	HT/VHT40, M0 to M7	3	6	-66.8	-69.2	-69.3		-57.5	-41.25	16.3
	HT/VHT40, M8 to M15	3	6	-66.8	-69.2	-69.3		-57.5	-41.25	16.3
	HT/VHT40, M16 to M23	3	6	-66.8	-69.2	-69.3		-57.5	-41.25	16.3
	HT/VHT40, M0 to M7	4	6	-66.8	-69.2	-69.3	-59.2	-51.8	-41.25	10.6
	HT/VHT40, M8 to M15	4	6	-66.8	-69.2	-69.3	-59.2	-51.8	-41.25	10.6
	HT/VHT40, M16 to M23	4	6	-66.8	-69.2	-69.3	-59.2	-51.8	-41.25	10.6
	HT/VHT40 Beam Forming, M0 to M7	2	9	-66.8	-69.2			-55.8	-41.25	14.6
	HT/VHT40 Beam Forming, M8 to M15	2	6	-66.8	-69.2			-58.8	-41.25	17.6
	HT/VHT40 Beam Forming, M0 to M7	3	11	-66.8	-69.2	-69.3		-52.7	-41.25	11.5
	HT/VHT40 Beam Forming, M8 to M15	3	8	-66.8	-69.2	-69.3		-55.7	-41.25	14.5
	HT/VHT40 Beam Forming, M16 to M23	3	6	-66.8	-69.2	-69.3		-57.5	-41.25	16.3
	HT/VHT40 Beam Forming, M0 to M7	4	12	-66.8	-69.2	-69.3	-59.2	-45.8	-41.25	4.6
	HT/VHT40 Beam Forming, M8 to M15	4	9	-66.8	-69.2	-69.3	-59.2	-48.8	-41.25	7.6
	HT/VHT40 Beam Forming, M16 to M23	4	7	-66.8	-69.2	-69.3	-59.2	-50.6	-41.25	9.4
	HT/VHT40 STBC, M0 to M7	2	6	-66.8	-69.2			-58.8	-41.25	17.6
	HT/VHT40 STBC, M0 to M7	3	6	-66.8	-69.2	-69.3		-57.5	-41.25	16.3
	HT/VHT40 STBC, M0 to M7	4	6	-66.8	-69.2	-69.3	-59.2	-51.8	-41.25	10.6
5530	Non HT80, 6 to 54 Mbps	1	6	-69.3				-63.3	-41.25	22.1
	Non HT80, 6 to 54 Mbps	2	6	-69.3	-69.3			-60.3	-41.25	19.0
	Non HT80, 6 to 54 Mbps	3	6	-69.3	-69.3	-69.4		-58.6	-41.25	17.3
	Non HT80, 6 to 54 Mbps	4	6	-69.3	-69.3	-69.4	-69.2	-57.3	-41.25	16.0
	VHT80, M0.1 to M9.1	1	6	-69.2				-63.2	-41.25	22.0
	VHT80, M0.1 to M9.1	2	6	-69.2	-66.7			-58.8	-41.25	17.5
	VHT80, M0.2 to M9.2	2	6	-69.2	-66.7			-58.8	-41.25	17.5
	VHT80, M0.1 to M9.1	3	6	-69.2	-66.7	-58.1		-51.3	-41.25	10.0
	VHT80, M0.2 to M9.2	3	6	-69.2	-66.7	-58.1		-51.3	-41.25	10.0
	VHT80, M0.3 to M9.3	3	6	-69.2	-66.7	-58.1		-51.3	-41.25	10.0
	VHT80, M0.1 to M9.1	4	6	-69.2	-66.7	-58.1	-59.6	-49.3	-41.25	8.0
	VHT80, M0.2 to M9.2	4	6	-69.2	-66.7	-58.1	-59.6	-49.3	-41.25	8.0
	VHT80, M0.3 to M9.3	4	6	-69.2	-66.7	-58.1	-59.6	-49.3	-41.25	8.0
	VHT80 Beam Forming, M0.1 to M9.1	2	6	-69.2	-66.7			-58.8	-41.25	17.5
	VHT80 Beam Forming, M0.2 to M9.2	2	6	-69.2	-66.7			-58.8	-41.25	17.5
	VHT80 Beam Forming, M0.1 to M9.1	3	6	-69.2	-66.7	-58.1		-51.3	-41.25	10.0
	VHT80 Beam Forming, M0.2 to M9.2	3	6	-69.2	-66.7	-58.1		-51.3	-41.25	10.0
	VHT80 Beam Forming, M0.3 to M9.3	3	6	-69.2	-66.7	-58.1		-51.3	-41.25	10.0
	VHT80 Beam Forming, M0.1 to M9.1	4	6	-69.2	-66.7	-58.1	-59.6	-49.3	-41.25	8.0
	VHT80 Beam Forming, M0.2 to M9.2	4	6	-69.2	-66.7	-58.1	-59.6	-49.3	-41.25	8.0
VHT80 Beam Forming, M0.3 to M9.3	4	6	-69.2	-66.7	-58.1	-59.6	-49.3	-41.25	8.0	
VHT80 STBC, M0.1 to M9.1	2	6	-69.2	-66.7			-58.8	-41.25	17.5	



	VHT80 STBC, M0.1 to M9.1	3	6	-69.2	-66.7	-58.1		-51.3	-41.25	10.0
	VHT80 STBC, M0.1 to M9.1	4	6	-69.2	-66.7	-58.1	-59.6	-49.3	-41.25	8.0
5570	Non HT160, 6 to 54 Mbps	1	6	-69.4				-63.4	-41.25	22.2
	Non HT160, 6 to 54 Mbps	2	6	-69.4	-69.2			-60.3	-41.25	19.0
	Non HT160, 6 to 54 Mbps	3	6	-69.4	-69.2	-69.3		-58.5	-41.25	17.3
	Non HT160, 6 to 54 Mbps	4	6	-69.4	-69.2	-69.3	-69.1	-57.2	-41.25	16.0
	VHT160, M0.1 to M9.1	1	6	-69.4				-63.4	-41.25	22.2
	VHT160, M0.1 to M9.1	2	6	-69.4	-69.4			-60.4	-41.25	19.1
	VHT160, M0.2 to M9.2	2	6	-69.4	-69.4			-60.4	-41.25	19.1
	VHT160, M0.1 to M9.1	3	6	-69.4	-69.4	-69.0		-58.5	-41.25	17.2
	VHT160, M0.2 to M9.2	3	6	-69.4	-69.4	-69.0		-58.5	-41.25	17.2
	VHT160, M0.3 to M9.3	3	6	-69.4	-69.4	-69.0		-58.5	-41.25	17.2
	VHT160, M0.1 to M9.1	4	6	-69.4	-69.4	-69.0	-69.4	-57.3	-41.25	16.0
	VHT160, M0.2 to M9.2	4	6	-69.4	-69.4	-69.0	-69.4	-57.3	-41.25	16.0
	VHT160, M0.3 to M9.3	4	6	-69.4	-69.4	-69.0	-69.4	-57.3	-41.25	16.0
	VHT160 Beam Forming, M0.1 to M9.1	2	6	-69.4	-69.4			-60.4	-41.25	19.1
	VHT160 Beam Forming, M0.2 to M9.2	2	6	-69.4	-69.4			-60.4	-41.25	19.1
	VHT160 Beam Forming, M0.1 to M9.1	3	6	-69.4	-69.4	-69.0		-58.5	-41.25	17.2
	VHT160 Beam Forming, M0.2 to M9.2	3	6	-69.4	-69.4	-69.0		-58.5	-41.25	17.2
	VHT160 Beam Forming, M0.3 to M9.3	3	6	-69.4	-69.4	-69.0		-58.5	-41.25	17.2
	VHT160 Beam Forming, M0.1 to M9.1	4	6	-69.4	-69.4	-69.0	-69.4	-57.3	-41.25	16.0
	VHT160 Beam Forming, M0.2 to M9.2	4	6	-69.4	-69.4	-69.0	-69.4	-57.3	-41.25	16.0
VHT160 Beam Forming, M0.3 to M9.3	4	6	-69.4	-69.4	-69.0	-69.4	-57.3	-41.25	16.0	
VHT160 STBC, M0.1 to M9.1	2	6	-69.4	-69.4			-60.4	-41.25	19.1	
VHT160 STBC, M0.1 to M9.1	3	6	-69.4	-69.4	-69.0		-58.5	-41.25	17.2	
VHT160 STBC, M0.1 to M9.1	4	6	-69.4	-69.4	-69.0	-69.4	-57.3	-41.25	16.0	
5560	Non HT20, 6 to 54 Mbps	1	6	-69.5				-63.5	-41.25	22.3
	Non HT20, 6 to 54 Mbps	2	6	-69.5	-69.4			-60.4	-41.25	19.2
	Non HT20, 6 to 54 Mbps	3	6	-69.5	-69.4	-69.5		-58.7	-41.25	17.4
	Non HT20, 6 to 54 Mbps	4	6	-69.5	-69.4	-69.5	-59.8	-52.6	-41.25	11.3
	Non HT20 Beam Forming, 6 to 54 Mbps	2	9	-69.5	-69.4			-57.4	-41.25	16.2
	Non HT20 Beam Forming, 6 to 54 Mbps	3	11	-69.5	-69.4	-69.5		-53.9	-41.25	12.6
	Non HT20 Beam Forming, 6 to 54 Mbps	4	12	-69.5	-69.4	-69.5	-59.8	-46.6	-41.25	5.3
	HT/VHT20, M0 to M7	1	6	-69.4				-63.4	-41.25	22.2
	HT/VHT20, M0 to M7	2	6	-69.4	-69.5			-60.4	-41.25	19.2
	HT/VHT20, M8 to M15	2	6	-69.4	-69.5			-60.4	-41.25	19.2
	HT/VHT20, M0 to M7	3	6	-69.4	-69.5	-69.3		-58.6	-41.25	17.4
	HT/VHT20, M8 to M15	3	6	-69.4	-69.5	-69.3		-58.6	-41.25	17.4
	HT/VHT20, M16 to M23	3	6	-69.4	-69.5	-69.3		-58.6	-41.25	17.4



	HT/VHT20, M0 to M7	4	6	-69.4	-69.5	-69.3	-59.7	-52.5	-41.25	11.2
	HT/VHT20, M8 to M15	4	6	-69.4	-69.5	-69.3	-59.7	-52.5	-41.25	11.2
	HT/VHT20, M16 to M23	4	6	-69.4	-69.5	-69.3	-59.7	-52.5	-41.25	11.2
	HT/VHT20 Beam Forming, M0 to M7	2	9	-69.4	-69.5			-57.4	-41.25	16.2
	HT/VHT20 Beam Forming, M8 to M15	2	6	-69.4	-69.5			-60.4	-41.25	19.2
	HT/VHT20 Beam Forming, M0 to M7	3	11	-69.4	-69.5	-69.3		-53.8	-41.25	12.6
	HT/VHT20 Beam Forming, M8 to M15	3	8	-69.4	-69.5	-69.3		-56.8	-41.25	15.6
	HT/VHT20 Beam Forming, M16 to M23	3	6	-69.4	-69.5	-69.3		-58.6	-41.25	17.4
	HT/VHT20 Beam Forming, M0 to M7	4	12	-69.4	-69.5	-69.3	-59.7	-46.5	-41.25	5.2
	HT/VHT20 Beam Forming, M8 to M15	4	9	-69.4	-69.5	-69.3	-59.7	-49.5	-41.25	8.2
	HT/VHT20 Beam Forming, M16 to M23	4	7	-69.4	-69.5	-69.3	-59.7	-51.3	-41.25	10.0
	HT/VHT20 STBC, M0 to M7	2	6	-69.4	-69.5			-60.4	-41.25	19.2
	HT/VHT20 STBC, M0 to M7	3	6	-69.4	-69.5	-69.3		-58.6	-41.25	17.4
	HT/VHT20 STBC, M0 to M7	4	6	-69.4	-69.5	-69.3	-59.7	-52.5	-41.25	11.2
5660	Non HT20, 6 to 54 Mbps	1	6	-69.5				-63.5	-41.25	22.3
	Non HT20, 6 to 54 Mbps	2	6	-69.5	-69.4			-60.4	-41.25	19.2
	Non HT20, 6 to 54 Mbps	3	6	-69.5	-69.4	-69.3		-58.6	-41.25	17.4
	Non HT20, 6 to 54 Mbps	4	6	-69.5	-69.4	-69.3	-60.0	-52.7	-41.25	11.5
	Non HT20 Beam Forming, 6 to 54 Mbps	2	9	-69.5	-69.4			-57.4	-41.25	16.2
	Non HT20 Beam Forming, 6 to 54 Mbps	3	11	-69.5	-69.4	-69.3		-53.8	-41.25	12.6
	Non HT20 Beam Forming, 6 to 54 Mbps	4	12	-69.5	-69.4	-69.3	-60.0	-46.7	-41.25	5.5
	HT/VHT20, M0 to M7	1	6	-69.5				-63.5	-41.25	22.3
	HT/VHT20, M0 to M7	2	6	-69.5	-69.6			-60.5	-41.25	19.3
	HT/VHT20, M8 to M15	2	6	-69.5	-69.6			-60.5	-41.25	19.3
	HT/VHT20, M0 to M7	3	6	-69.5	-69.6	-69.4		-58.7	-41.25	17.5
	HT/VHT20, M8 to M15	3	6	-69.5	-69.6	-69.4		-58.7	-41.25	17.5
	HT/VHT20, M16 to M23	3	6	-69.5	-69.6	-69.4		-58.7	-41.25	17.5
	HT/VHT20, M0 to M7	4	6	-69.5	-69.6	-69.4	-60.3	-53.0	-41.25	11.7
	HT/VHT20, M8 to M15	4	6	-69.5	-69.6	-69.4	-60.3	-53.0	-41.25	11.7
	HT/VHT20, M16 to M23	4	6	-69.5	-69.6	-69.4	-60.3	-53.0	-41.25	11.7
	HT/VHT20 Beam Forming, M0 to M7	2	9	-69.5	-69.6			-57.5	-41.25	16.3
	HT/VHT20 Beam Forming, M8 to M15	2	6	-69.5	-69.6			-60.5	-41.25	19.3
	HT/VHT20 Beam Forming, M0 to M7	3	11	-69.5	-69.6	-69.4		-53.9	-41.25	12.7
	HT/VHT20 Beam Forming, M8 to M15	3	8	-69.5	-69.6	-69.4		-56.9	-41.25	15.7
	HT/VHT20 Beam Forming, M16 to M23	3	6	-69.5	-69.6	-69.4		-58.7	-41.25	17.5
	HT/VHT20 Beam Forming, M0 to M7	4	12	-69.5	-69.6	-69.4	-60.3	-47.0	-41.25	5.7
	HT/VHT20 Beam Forming, M8 to M15	4	9	-69.5	-69.6	-69.4	-60.3	-50.0	-41.25	8.7
	HT/VHT20 Beam Forming, M16 to M23	4	7	-69.5	-69.6	-69.4	-60.3	-51.8	-41.25	10.5
	HT/VHT20 STBC, M0 to M7	2	6	-69.5	-69.6			-60.5	-41.25	19.3
	HT/VHT20 STBC, M0 to M7	3	6	-69.5	-69.6	-69.4		-58.7	-41.25	17.5