



Dynamic Frequency Selection (DFS) Test Report

AIR-AP1832I-x-K9

(x=A,B)

Cisco Aironet 802.11ac Dual Band Access Points

FCC ID: LDK102098

IC: 2461B-102098

5250-5350, 5470-5725 MHz

Against the following Specifications:

CFR47 Part 15.407

RSS247

Cisco Systems

170 West Tasman Drive

San Jose, CA 95134

A handwritten signature in black ink that reads "Jose L. Aguirre".

Author: Jose Aguirre

Tested By: Jose Aguirre

A handwritten signature in blue ink that reads "Jim Nicholson".

Approved By: Jim Nicholson

Title: Technical Leader, Engineering

Revision: 3

This report replaces any previously entered test report under EDCS – **11507942**. This test report has been electronically authorized and archived using the CISCO Engineering Document Control system.



This test report has been electronically authorized and archived using the CISCO Engineering Document Control system.

SECTION 1: OVERVIEW	3
SECTION 2: ASSESSMENT INFORMATION	4
2.1 GENERAL	4
2.2 DATE OF TESTING	6
2.3 REPORT ISSUE DATE	6
2.4 TESTING FACILITIES	6
2.5 EQUIPMENT ASSESSED (EUT)	6
SECTION 3: RESULT SUMMARY	7
3.1 RESULTS SUMMARY TABLE	7
SECTION 4: SAMPLE DETAILS	8
4.1 SAMPLE DETAILS	8
4.2 SYSTEM DETAILS	8
4.3 MODE OF OPERATION DETAILS	8
APPENDIX A: DYNAMIC FREQUENCY SELECTION (DFS)	9
A.1 UNII DEVICE DESCRIPTION	9
A.2 DFS DETECTION THRESHOLDS	10
A.3 RADAR TEST WAVEFORMS	11
APPENDIX B: DYNAMIC FREQUENCY SELECTION / TEST RESULTS	15
B.1 TEST PROCEDURE/RESULTS	21
B.2 UNII DETECTION BANDWIDTH	23
B.3 INITIAL CHANNEL AVAILABILITY CHECK TIME	56
B.4 RADAR BURST AT THE BEGINNING OF THE CHANNEL AVAILABILITY CHECK TIME	57
B.5 RADAR BURST AT THE END OF THE CHANNEL AVAILABILITY CHECK TIME	58
B.6 IN-SERVICE MONITORING FOR CHANNEL MOVE TIME, CHANNEL CLOSING TRANSMISSION TIME AND NON-OCCUPANCY PERIOD	59
B.7 STATISTICAL PERFORMANCE CHECK	62
APPENDIX C: LIST OF TEST EQUIPMENT USED TO PERFORM THE TEST	135



Section 1: Overview

The samples were assessed against the tests detailed in section 3 under the requirements of the following specifications:

Specifications:
CFR47 Part 15.407 RSS-247

RSS-247 section A9.3a allows the use of applicable FCC KDBs

Measurements were made in accordance with

- KDB 905462 D02 UNII DFS Compliance Procedures New Rules v02



Section 2: Assessment Information

2.1 General

This report contains an assessment of an apparatus against Electromagnetic Compatibility Standards based upon tests carried out on the samples submitted. The testing was performed by and for the use of Cisco systems Inc:

With regard to this assessment, the following points should be noted:

- a) The results contained in this report relate only to the items tested and were obtained in the period between the date of the initial assessment and the date of issue of the report. Manufactured products will not necessarily give identical results due to production and measurement tolerances.
- b) The apparatus was set up and exercised using the configuration and modes of operation defined in this report only.
- c) Where relevant, the apparatus was only assessed using the susceptibility criteria defined in this report and the Test Assessment Plan (TAP).
- d) All testing was performed under the following environmental conditions:

Temperature	15°C to 35°C (54°F to 95°F)
Atmospheric Pressure	860mbar to 1060mbar (25.4" to 31.3")
Humidity	10% to 75*%
- e) All AC testing was performed at one or more of the following supply voltages:
110V 60 Hz (+/-20%)

Units of Measurement

The units of measurements defined in the appendices are reported in specific terms, which are test dependent. Where radiated measurements are concerned these are defined at a particular distance. Basic voltage measurements are defined in units of [dBuV]

As an example, the basic calculation for all measurements is as follows:

$$\text{Emission level [dBuV]} = \text{Indicated voltage level [dBuV]} + \text{Cable Loss [dB]} + \text{Other correction factors [dB]}$$

The combinations of correction factors are dependent upon the exact test configurations [see test equipment lists for further details] and may include:-

Antenna Factors, Pre Amplifier Gain, LISN Loss, Pulse Limiter Loss and Filter Insertion Loss..

Note: to convert the results from dBuV/m to uV/m use the following formula:-

$$\text{Level in uV/m} = \text{Common Antilogarithm} [(X \text{ dBuV/m})/20] = Y \text{ uV/m}$$

Measurement Uncertainty Values

voltage and power measurements	± 2 dB
conducted EIRP measurements	± 1.4 dB
radiated measurements	± 3.2 dB
frequency measurements	$\pm 2.4 \cdot 10^{-7}$
temperature measurements	$\pm 0.54^\circ$
humidity measurements	$\pm 2.3\%$
DC and low frequency measurements	$\pm 2.5\%$

Where relevant measurement uncertainty levels have been estimated for tests performed on the apparatus. This uncertainty represents an expanded uncertainty expressed at approximately the 95% confidence level using a coverage factor of $k=2$.

Radiated emissions (expanded uncertainty, confidence interval 95%)

30 MHz - 300 MHz	+/- 3.8 dB
300 MHz - 1000 MHz	+/- 4.3 dB
1 GHz - 10 GHz	+/- 4.0 dB
10 GHz - 18GHz	+/- 8.2 dB
18GHz - 26.5GHz	+/- 4.1 dB
26.5GHz - 40GHz	+/- 3.9 dB

Conducted emissions (expanded uncertainty, confidence interval 95%)

30 MHz – 40GHz	+/- 0.38 dB
----------------	-------------

A product is considered to comply with a requirement if the nominal measured value is below the limit line. The product is considered to not be in compliance in case the nominal measured value is above the limit line.

This report must not be reproduced except in full, without written approval of Cisco Systems.

**2.2 Date of testing**

10-Oct-16 - 12-Oct-16

2.3 Report Issue Date

30-Nov-16

Cisco uses an electronic system to issue, store and control the revision of test reports. This system is called the Engineering Document Control System (EDCS). The actual report issue date is embedded into the original file on EDCS. Any copies of this report, either electronic or paper, that are not on EDCS must be considered uncontrolled.

2.4 Testing facilities

This assessment was performed by:

Testing Laboratory

Cisco Systems, Inc.,
125 West Tasman Drive
San Jose, CA 95134, USA

Registration Numbers for Industry Canada

Cisco System Site	Address	Site Identifier
Building P, 10m Chamber	125 West Tasman Dr San Jose, CA 95134	Company #: 2461N-2
Building P, 5m Chamber	125 West Tasman Dr San Jose, CA 95134	Company #: 2461N-1
Building I, 5m Chamber	285 W. Tasman Drive San Jose, California 95134	Company #: 2461M-1

Test Engineers

Jose Aguirre

2.5 Equipment Assessed (EUT)

AIR-AP1832I-B-K9

**Section 3: Result Summary****3.1 Results Summary Table****Conducted emissions**

Basic Standard	Technical Requirements / Details	Result
FCC 15.407 RSS-247	Dynamic Frequency Selection (DFS) Detection Threshold	Pass
FCC 15.407 RSS-247	Channel Availability Check Time	Pass
FCC 15.407 RSS-247	Channel Move Time	Pass
FCC 15.407 RSS-247	Channel Closing Time	Pass
FCC 15.407 RSS-247	Non-Occupancy Period	Pass
FCC 15.407 RSS-247	U-NII Detection Bandwidth	Pass



Section 4: Sample Details

Note: Each sample was evaluated to ensure that its condition was suitable to be used as a test sample prior to the commencement of testing.

4.1 Sample Details

Sample No.	Equipment Details	Manufacturer	Hardware Rev.	Firmware Rev.	Software Rev.	Serial Number
S01	AIR-AP1832I-B-K9	Cisco Systems	P2	Uboot 8.4.1.10	AP1G4	KWC2017000I
S02	AIR-PWR-C	Meanwell	A0	NA	NA	EB46E93226
S03	AIR-CAP3702E-B-K9	Cisco Systems	01	Uboot 2012.07	Linux ver 3.14.33	FCW19448XKK

4.2 System Details

System Number	Description	Samples	System under test	Support equipment
1	AIR-AP1832I-B-K9	S01	<input checked="" type="checkbox"/>	<input type="checkbox"/>
	Support Power Supply	S02	<input type="checkbox"/>	<input checked="" type="checkbox"/>
	Support Client Equipment	S03	<input type="checkbox"/>	<input checked="" type="checkbox"/>

4.3 Mode of Operation Details

Mode#	Description	Comments
1	Continuous Transmitting	Continuous Transmitting

All measurements were made in accordance with

- KDB 905462 D02 UNII DFS Compliance Procedures New Rules v02



Appendix A: Dynamic Frequency Selection (DFS)

15.407: U-NII devices operating in the 5.25-5.35 GHz band and the 5.47-5.725 GHz band shall employ a TPC mechanism. The U-NII device is required to have the capability to operate at least 6 dB below the mean EIRP value of 30 dBm. A TPC mechanism is not required for systems with an e.i.r.p. of less than 500 mW.

U-NII devices operating in the 5.25-5.35 GHz and 5.47-5.725 GHz bands shall employ a DFS radar detection mechanism to detect the presence of radar systems and to avoid co-channel operation with radar systems.

A.1 UNII Device Description

1. The Cisco Aironet 802.11ac Module operates in the following bands:
 - a. 5150-5250 MHz
 - b. 5250-5350 MHz
 - c. 5470-5725 MHz
 - d. 5725-5850 MHz
2. The maximum EIRP of the 5GHz equipment is 23 dBm, and the minimum possible EIRP is 14 dBm.

Below are the available 50 ohm antenna assemblies and their corresponding gains. 0dBi gain was used to set the -63 dBm threshold level (-64dBm +1 dB) during calibration of the test setup.

Frequency	Part Number	Antenna Type	Antenna Gain (dBi)
5GHz	Internal	omnidirectional	5

3. System testing was performed with the designated MPEG test file that streams full motion video at 30 frames per second from the Master to the Client IP based system.
4. The Master requires 81 seconds to complete its power-on cycle.
5. Information regarding the parameters of the detected Radar Waveforms is not available to the end user.
6. For the 5250-5350 MHz and 5470-5725 MHz bands, the Master device provides, on aggregate, uniform loading of the spectrum across all devices by selecting an operating channel among the available channels using a random algorithm.

A.2 DFS Detection Thresholds

1. Interference Threshold values, Master or Client incorporating In-Service Monitoring

Maximum Transmit Power	Value (See Notes 1, 2, and 3)
EIRP \geq 200 milliwatt	-64 dBm
EIRP < 200 milliwatt and power spectral density < 10 dBm/MHz	-62 dBm
EIRP < 200 milliwatt that do not meet the power spectral density requirement	-64 dBm
<p>Note 1: This is the level at the input of the receiver assuming a 0 dBi receive antenna.</p> <p>Note 2: Throughout these test procedures an additional 1 dB has been added to the amplitude of the test transmission waveforms to account for variations in measurement equipment. This will ensure that the test signal is at or above the detection threshold level to trigger a DFS response.</p> <p>Note 3: EIRP is based on the highest antenna gain. For MIMO devices refer to KDB Publication 662911 D01 v02r01.</p>	

2. DFS Response requirement values

Parameter	Value
<i>Non-occupancy period</i>	Minimum 30 minutes
<i>Channel Availability Check Time</i>	60 seconds
<i>Channel Move Time</i>	10 seconds See Note 1.
<i>Channel Closing Transmission Time</i>	200 milliseconds + an aggregate of 60 milliseconds over remaining 10 second period. See Notes 1 and 2.
<i>U-NII Detection Bandwidth</i>	Minimum 100% of the U-NII 99% transmission power bandwidth. See Note 3.
<p>Note 1: <i>Channel Move Time</i> and the <i>Channel Closing Transmission Time</i> should be performed with Radar Type 0. The measurement timing begins at the end of the Radar Type 0 burst.</p> <p>Note 2: The <i>Channel Closing Transmission Time</i> is comprised of 200 milliseconds starting at the beginning of the <i>Channel Move Time</i> plus any additional intermittent control signals required to facilitate a <i>Channel</i> move (an aggregate of 60 milliseconds) during the remainder of the 10 second period. The aggregate duration of control signals will not count quiet periods in between transmissions.</p> <p>Note 3: During the <i>U-NII Detection Bandwidth</i> detection test, radar type 0 should be used. For each frequency step the minimum percentage of detection is 90 percent. Measurements are performed with no data traffic.</p>	

A.3 Radar Test Waveforms

This section provides the parameters for required test waveforms, minimum percentage of successful detections, and the minimum number of trials that must be used for determining DFS conformance. Step intervals of 0.1 microsecond for Pulse Width, 1 microsecond for PRI, 1 MHz for chirp width and 1 for the number of pulses will be utilized for the random determination of specific test waveforms.

1. Short Pulse Radar Test Waveforms

Radar Type	Pulse Width (μsec)	PRI (μsec)	Number of Pulses	Minimum Percentage of Successful Detection	Minimum Numbers of Trials
0	1	1428	18	See Note 1	See Note 1
1	1	Test A: 15 unique PRI values randomly selected from the list of 23 PRI values in Table 5a	Roundup $\left\{ \begin{array}{l} \left(\frac{1}{360} \right) \cdot \\ \left(\frac{19 \cdot 10^6}{\text{PRI}_{\mu\text{sec}}} \right) \end{array} \right\}$	60%	30
		Test B: 15 unique PRI values randomly selected within the range of 518-3066 μsec , with a minimum increment of 1 μsec , excluding PRI values selected in Test A			
2	1-5	150-230	23-29	60%	30
3	6-10	200-500	16-18	60%	30
4	11-20	200-500	12-16	60%	30
Aggregate (Radar Types 1-4)				80%	120
Note 1: Short Pulse Radar Type 0 shall only be used for the channel availability and detection bandwidth tests. It should be noted that any of the radar test waveforms 0 – 4 can be used for the channel availability and detection bandwidth tests.					

A minimum of 30 unique waveforms are required for each of the Short Pulse Radar Types 2 through 4. If more than 30 waveforms are used for Short Pulse Radar Types 2 through 4, then each additional waveform must also be unique and not repeated from the previous waveforms. If more than 30 waveforms are used for Short Pulse Radar Type 1, then each additional waveform is generated with Test B and must also be unique and not repeated from the previous waveforms in Tests A or B.



For example if in Short Pulse Radar Type 1 Test B a PRI of 3066 μ sec is selected, the number of pulses would be $\text{Roundup}\left\{\left(\frac{1}{360}\right) \cdot \left(\frac{19 \cdot 10^6}{3066}\right)\right\} = \text{Roundup}\{17.2\} = 18$

Table 5a – Pulse Repetition Intervals Values for Test A

Pulse Repetition Frequency Number	Pulse Repetition Frequency (Pulses Per Second)	Pulse Repetition Interval (Microseconds)
1	1930.5	518
2	1858.7	538
3	1792.1	558
4	1730.1	578
5	1672.2	598
6	1618.1	618
7	1567.4	638
8	1519.8	658
9	1474.9	678
10	1432.7	698
11	1392.8	718
12	1355.0	738
13	1319.3	758
14	1285.3	778
15	1253.1	798
16	1222.5	818
17	1193.3	838
18	1165.6	858
19	1139.0	878
20	1113.6	898
21	1089.3	918
22	1066.1	938
23	326.2	3066

The aggregate is the average of the percentage of successful detections of Short Pulse Radar Types 1-4. For example, the following table indicates how to compute the aggregate of percentage of successful detections.

Radar Type	Number of Trials	Number of Successful Detections	Minimum Percentage of Successful Detection
1	35	29	82.9%
2	30	18	60%
3	30	27	90%
4	50	44	88%
Aggregate (82.9% + 60% + 90% + 88%)/4 = 80.2%			

2. Long Pulse Radar Test Waveform

Radar Type	Pulse Width (μ sec)	Chirp Width (MHz)	PRI (μ sec)	Number of Pulses per Burst	Number of Bursts	Minimum Percentage of Successful Detection	Minimum Trials
5	50-100	5-20	1000- 2000	1-3	8-20	80%	30

The parameters for this waveform are randomly chosen. Thirty unique waveforms are required for the Long Pulse radar test signal. If more than 30 waveforms are used for the Long Pulse radar test signal, then each additional waveform must also be unique and not repeated from the previous waveforms.

Each waveform is defined as follows:

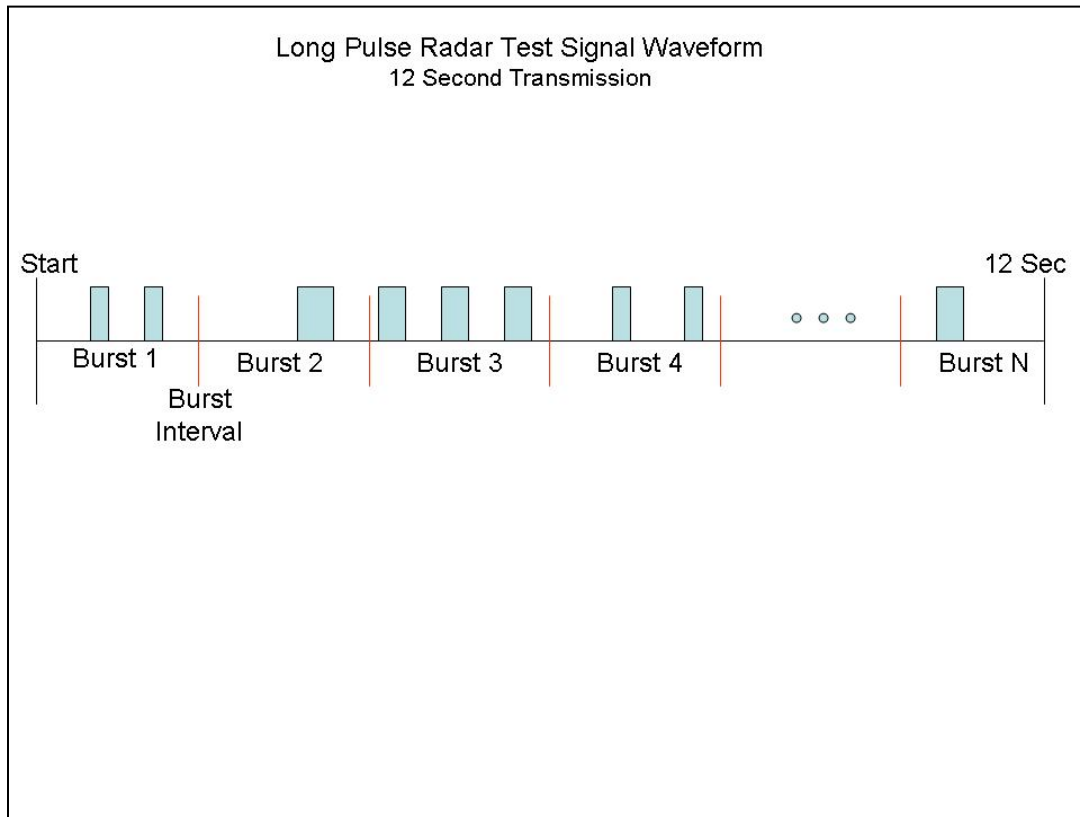
- 1) The transmission period for the Long Pulse Radar test signal is 12 seconds.
- 2) There are a total of 8 to 20 Bursts in the 12 second period, with the number of Bursts being randomly chosen. This number is Burst_Count.
- 3) Each Burst consists of 1 to 3 pulses, with the number of pulses being randomly chosen. Each Burst within the 12 second sequence may have a different number of pulses.
- 4) The pulse width is between 50 and 100 microseconds, with the pulse width being randomly chosen. Each pulse within a Burst will have the same pulse width. Pulses in different Bursts may have different pulse widths.
- 5) Each pulse has a linear FM chirp between 5 and 20 MHz, with the chirp width being randomly chosen. Each pulse within a transmission period will have the same chirp width. Pulses in different Bursts may have different chirp widths. The chirp is centered on the pulse. For example, with a radar frequency of 5300 MHz and a 20 MHz chirped signal, the chirp starts at 5290 MHz and ends at 5310 MHz.
- 6) If more than one pulse is present in a Burst, the time between the pulses will be between 1000 and 2000 microseconds, with the time being randomly chosen. If three pulses are present in a Burst, the time between the first and second pulses is chosen independently of the time between the second and third pulses.
- 7) The 12 second transmission period is divided into even intervals. The number of intervals is equal to Burst_Count. Each interval is of length $(12,000,000 / \text{Burst_Count})$ microseconds. Each interval contains one Burst. The start time for the Burst, relative to the beginning of the interval, is between 1 and $[(12,000,000 / \text{Burst_Count}) - (\text{Total Burst Length}) + (\text{One Random PRI Interval})]$ microseconds, with the start time being randomly chosen. The step interval for the start time is 1 microsecond. The start time for each Burst is chosen randomly.

A representative example of a Long Pulse radar test waveform:

- 1) The total test signal length is 12 seconds.
- 2) 8 Bursts are randomly generated for the Burst_Count.
- 3) Burst 1 has 2 randomly generated pulses.
- 4) The pulse width (for both pulses) is randomly selected to be 75 microseconds.
- 5) The PRI is randomly selected to be at 1213 microseconds.
- 6) Bursts 2 through 8 are generated using steps 3 – 5.
- 7) Each Burst is contained in even intervals of 1,500,000 microseconds. The starting location for Pulse 1, Burst 1 is randomly generated (1 to 1,500,000 minus the total Burst 1 length + 1 random PRI interval) at the 325,001 microsecond step. Bursts 2 through 8 randomly fall in successive 1,500,000 microsecond intervals (i.e. Burst 2 falls in the 1,500,001 – 3,000,000 microsecond range).



Graphical Representation of a Long Pulse radar Test Waveform



3. Long Pulse Radar Test Waveform

Radars Type	Pulse Width (μsec)	PRI (μsec)	Pulses per Hop	Hopping Rate (kHz)	Hopping Sequence Length (msec)	Minimum Percentage of Successful Detection	Minimum Trials
6	1	333	9	.333	300	70%	30

For the Frequency Hopping Radar Type, the same *Burst* parameters are used for each waveform. The hopping sequence is different for each waveform and a 100-length segment is selected¹ from the hopping sequence defined by the following algorithm:

The first frequency in a hopping sequence is selected randomly from the group of 475 integer frequencies from 5250 – 5724 MHz. Next, the frequency that was just chosen is removed from the group and a frequency is randomly selected from the remaining 474 frequencies in the group. This process continues until all 475 frequencies are chosen for the set. For selection of a random frequency, the frequencies remaining within the group are always treated as equally likely.

**Appendix B: Dynamic Frequency Selection / Test Results****Standards Reference:**

FCC 15.407 / RSS-247

Test Procedure

Ref. KDB 905462 D02 UNII DFS Compliance Procedures New Rules v02

Test parameters
Span = 0 Hz RBW \geq 3 MHz VBW \geq 3 MHz Detector = Peak Trace = Single Sweep

System Number	Description	Samples	System under test	Support equipment
1		S01	<input checked="" type="checkbox"/>	<input type="checkbox"/>
	Support Power Supply	S02	<input type="checkbox"/>	<input checked="" type="checkbox"/>
	Support Client Equipment	S03	<input type="checkbox"/>	<input checked="" type="checkbox"/>

Tested By :

Jose Aguirre

Date of testing:

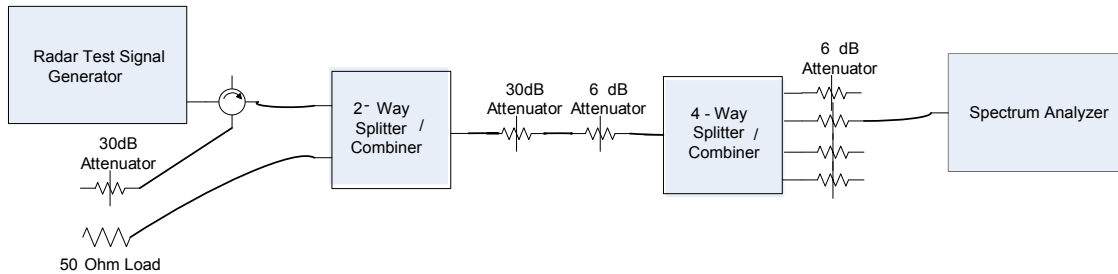
10-Oct-16 - 12-Oct-16

Test Result : PASS

See Appendix C for list of test equipment

The following equipment setup was used to calibrate the conducted Radar Waveform. A spectrum analyzer was used to establish the test signal level for each radar type. During this process there were no transmissions by either the Master or Client Device. The spectrum analyzer was switched to the zero span (Time Domain) mode at the frequency of the Radar Waveform generator. Peak detection was utilized. The spectrum analyzer resolution bandwidth (RBW) and video bandwidth (VBW) were set to 3 MHz.

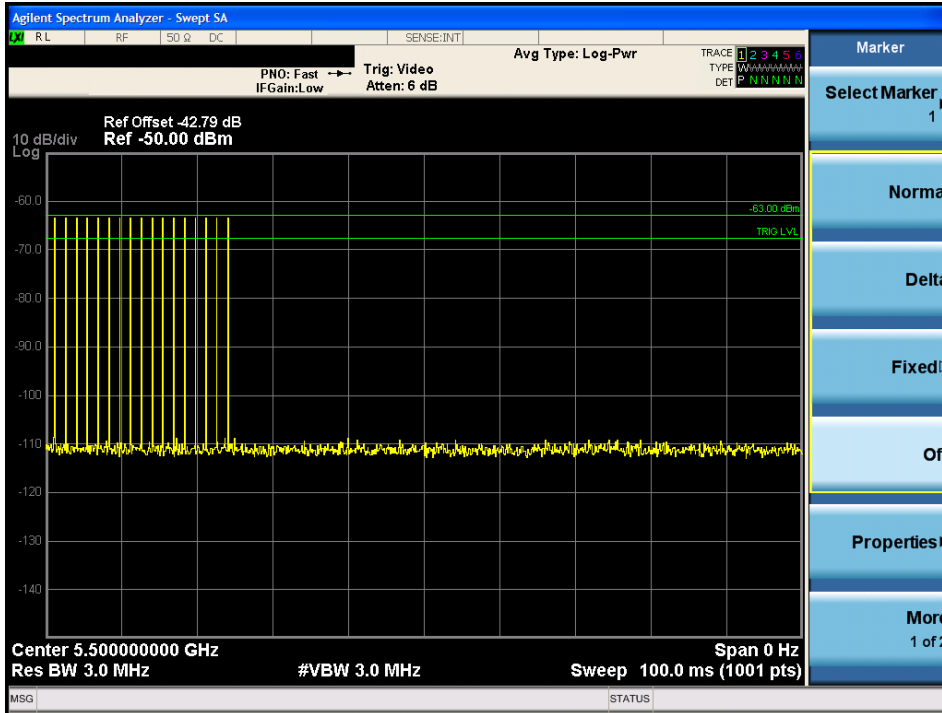
The signal generator amplitude was set so that the power level measured at the spectrum analyzer was -63dBm.



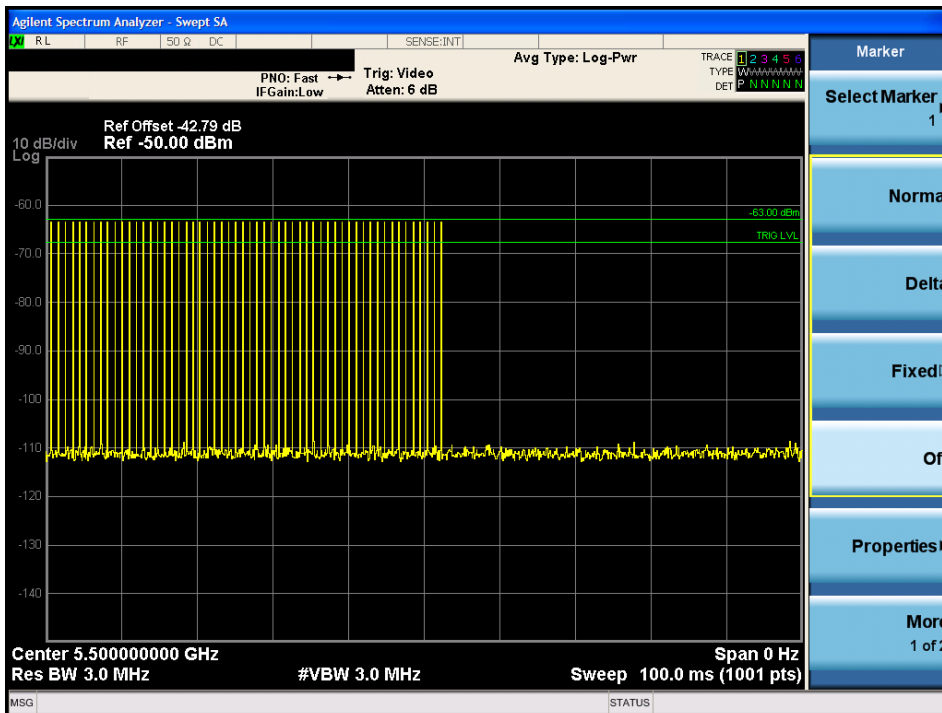
Conducted Calibration Setup



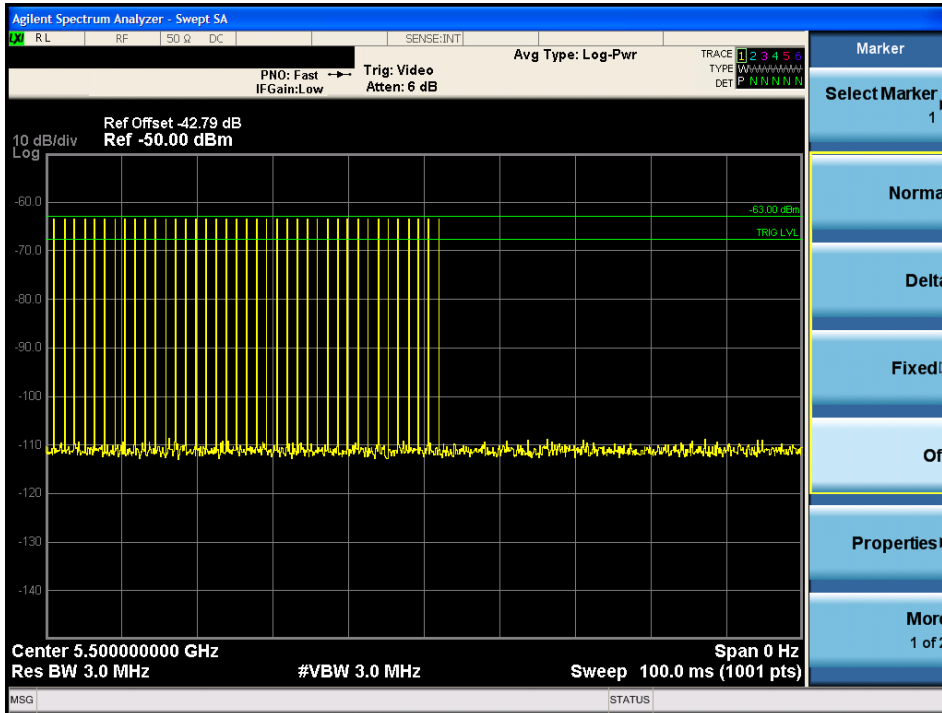
Following are the calibration plots for each of the required radar waveforms.



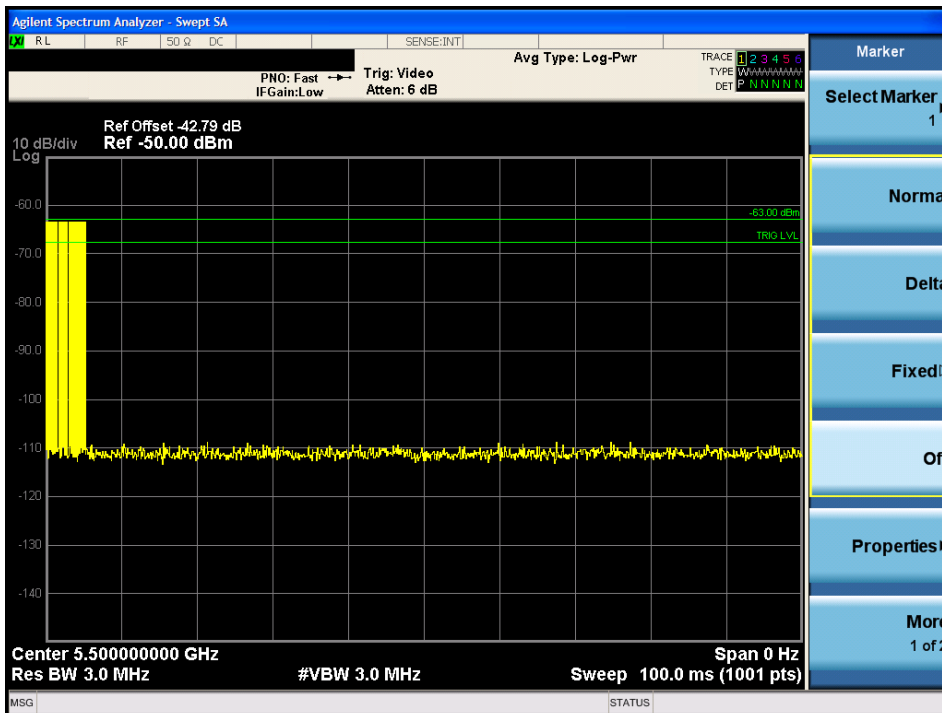
USA Bin 0 Radar Calibration



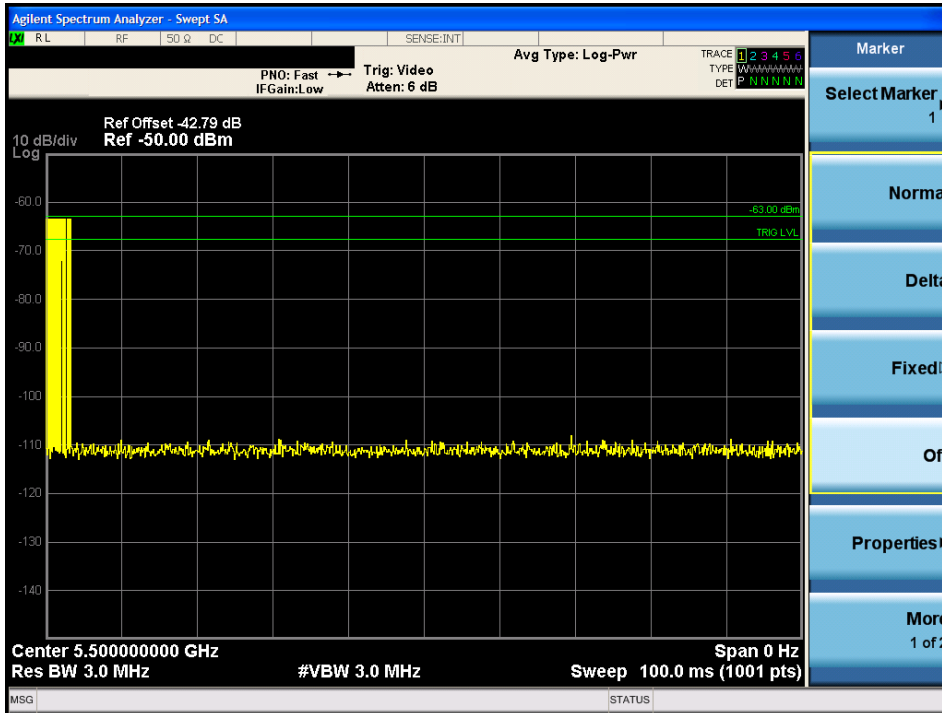
USA Bin 1A Radar Calibration



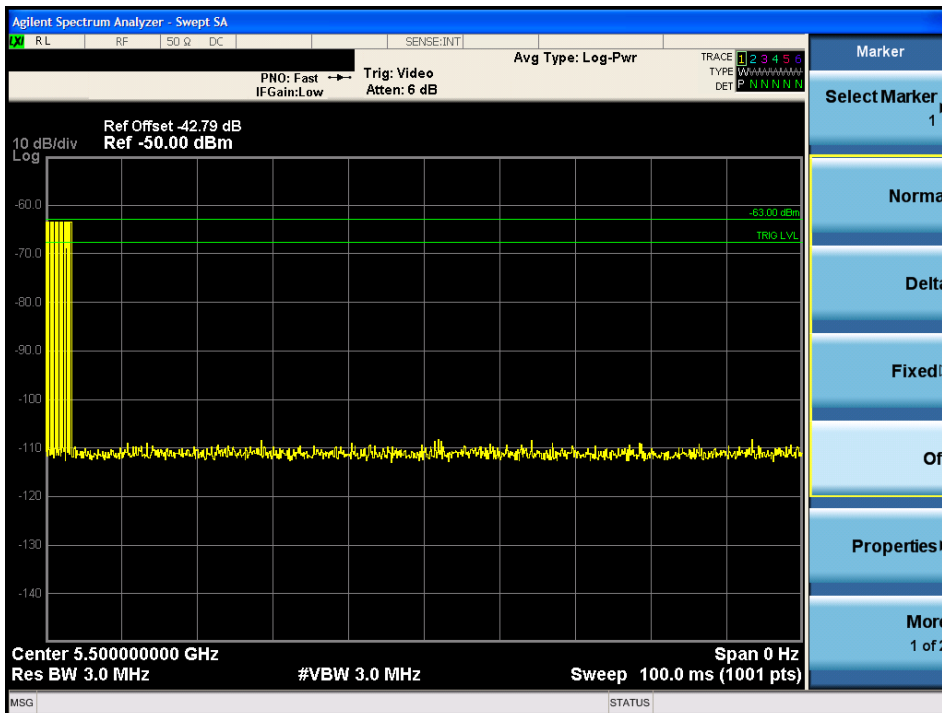
USA Bin 1B Radar Calibration



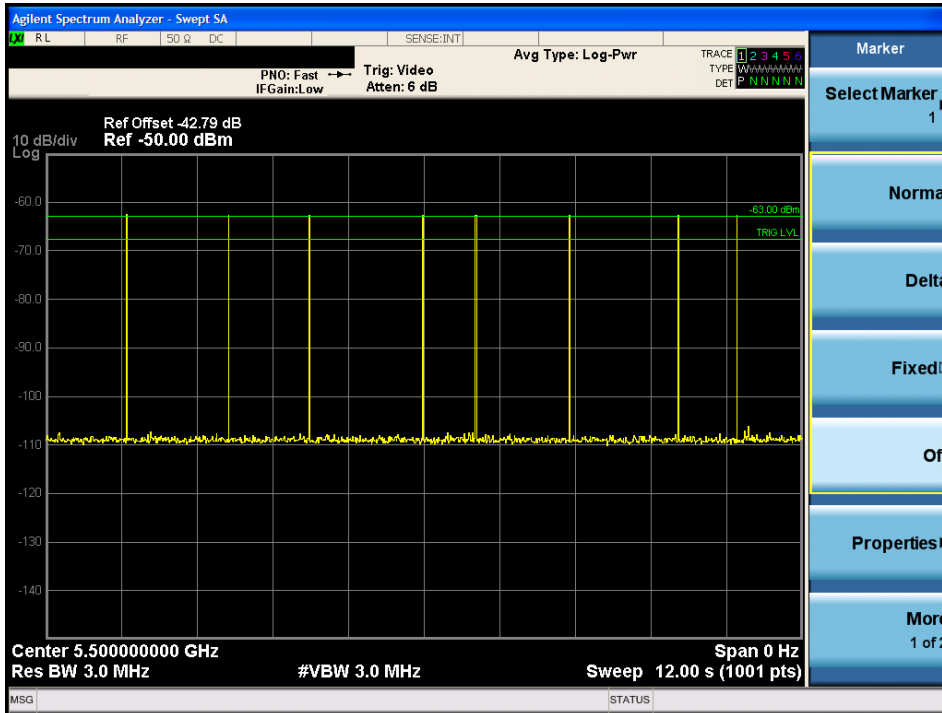
USA Bin 2 Radar Calibration



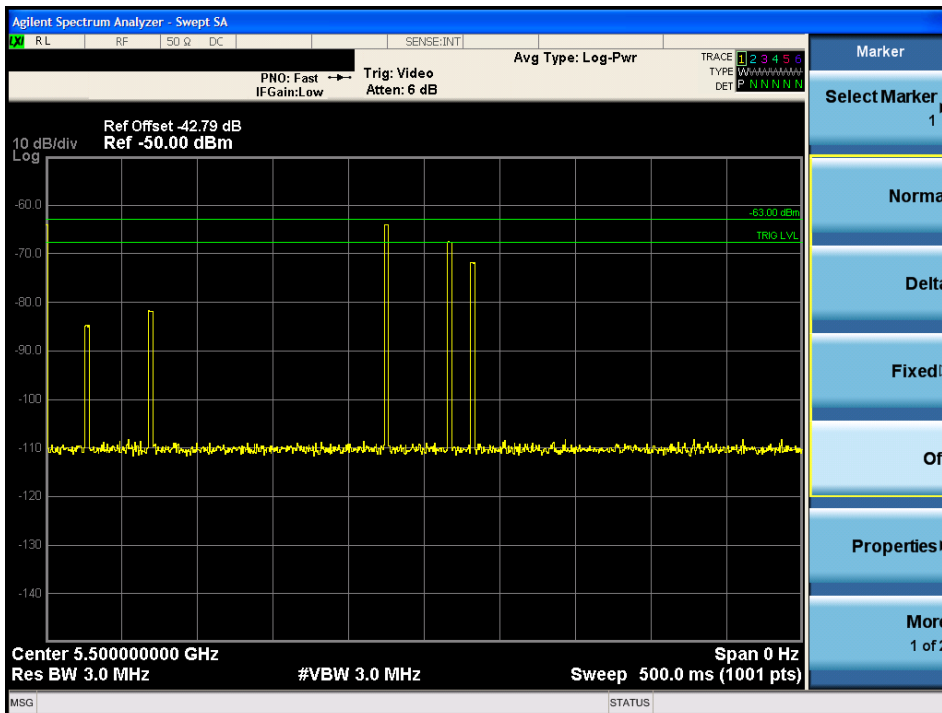
USA Bin 3 Radar Calibration



USA Bin 4 Radar Calibration



USA Bin 5 Radar Calibration

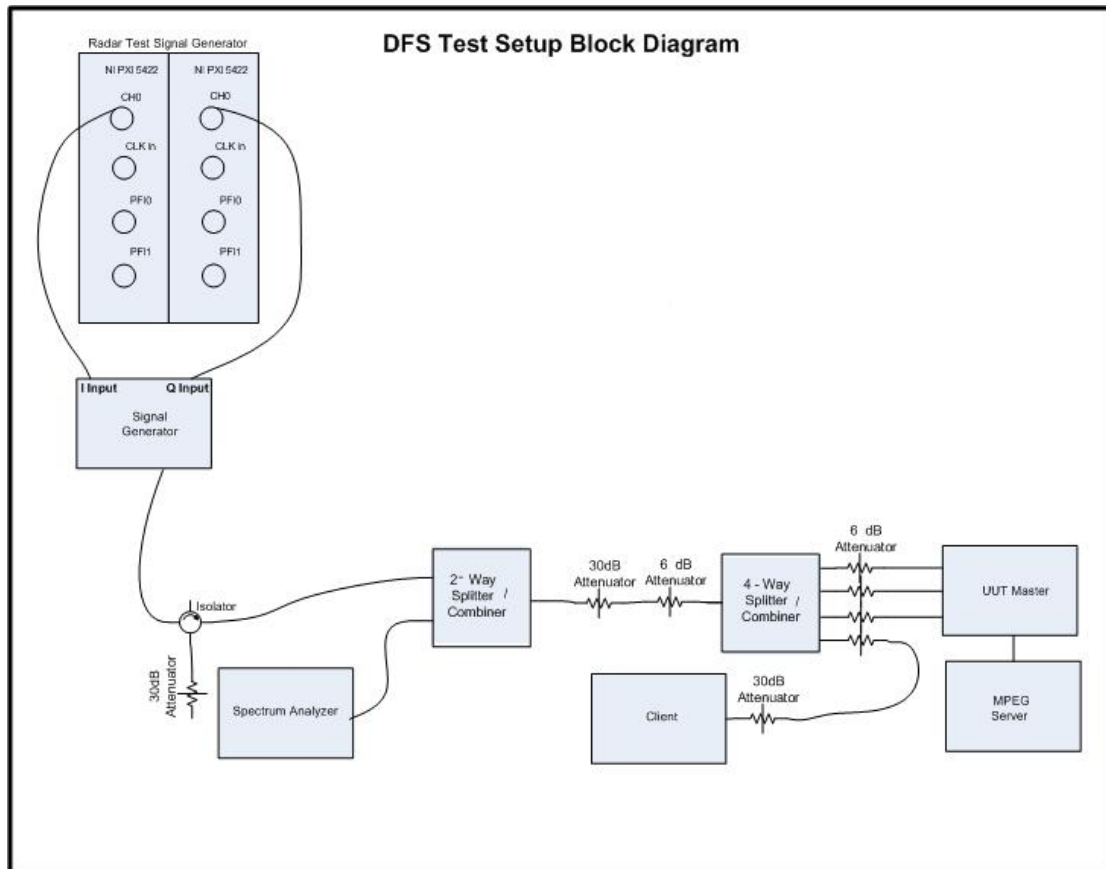


USA Frequency Hopping Radar Calibration

B.1 Test Procedure/Results

A spectrum analyzer is used as a monitor to verify that the UUT has vacated the Channel within the (Channel Closing Transmission Time and Channel Move Time) and does not transmit on a Channel during the Non-Occupancy Period after the detection and Channel move. It is also used to monitor UUT transmissions during the Channel Availability Check Time.

Following is the test setup used to generate the Radar Waveforms, and for all DFS tests described herein.



Conducted Setup: Radar Test Waveforms are injected into the Master



Title: DFS Setup

B.2 UNII Detection Bandwidth

Test Procedure

Ref. KDB 905462 D02 UNII section 7.8.1

All UNII 20 MHz channels for this device have identical Channel bandwidths, all 40 MHz channels have identical Channel bandwidths, and all 80 MHz channels have identical Channel bandwidths. Therefore, all DFS testing was done at 5500 MHz. The 99% channel bandwidth for 20MHz signals is 18 MHz, the the 99% channel bandwidth for 40MHz signals is 36 MHz, and the 99% channel bandwidth for 80MHz signals is 76. (See the 26dB BW section of the RF report for further measurement details).

The generating equipment is configured as shown in the Conducted Test Setup above. A single *Burst* of the desired radar profile is produced at 5500MHz at a -63dBm level. The UUT is set up as a standalone device (no associated Client and no traffic).

A single radar Burst is generated for a minimum of 10 trials, and the response of the UUT is noted. The UUT must detect the Radar Waveform 90% or more of the time.

The radar frequency is increased in 1 MHz steps, repeating the above test sequence, until the detection rate falls below 90%. The highest frequency at which detection is greater than or equal to 90% is denoted as F_H .

The radar frequency is decreased in 1 MHz steps, repeating the above test sequence, until the detection rate falls below 90%. The lowest frequency at which detection is greater than or equal to 90% is denoted as F_L .

The U-NII Detection Bandwidth is calculated as follows:

$$\text{U-NII Detection Bandwidth} = F_H - F_L$$

The U-NII Detection Bandwidth must be at least 100% of the UUT transmitter 99% power bandwidth (18 MHz for 20MHz signals, 36 MHz for 40 MHz signals, and 76 MHz for 80 MHz signals); otherwise, the UUT does not comply with DFS requirements.

For the chirped Bin 5 radar, the U-NII Detection Bandwidth must be at least 80% of the UUT transmitter 99% power bandwidth (14 MHz for 20MHz signals, 28 MHz for 40 MHz signals, and 60 MHz for 80 MHz signals); otherwise, the UUT does not comply with DFS requirements.



Radars Frequency	DFS Detection Trials (1=Detection, Blank= No Detection)										Detection Rate (%)	Detection Bandwidth (MHz)	Limit (MHz)
	1	2	3	4	5	6	7	8	9	10			
5490	1	1	1	1	1	1	1	1	1	1	100	20	17
5491	1	1	1	1	1	1	1	1	1	1	100		
5492	1	1	1	1	1	1	1	1	1	1	100		
5493	1	1	1	1	1	1	1	1	1	1	100		
5494	1	1	1	1	1	1	1	1	1	1	100		
5495	1	1	1	1	1	1	1	1	1	1	100		
5496	1	1	1	1	1	1	1	1	1	1	100		
5497	1	1	1	1	1	1	1	1	1	1	100		
5498	1	1	1	1	1	1	1	1	1	1	100		
5499	1	1	1	1	1	1	1	1	1	1	100		
5500	1	1	1	1	1	1	1	1	1	1	100		
5501	1	1	1	1	1	1	1	1	1	1	100		
5502	1	1	1	1	1	1	1	1	1	1	100		
5503	1	1	1	1	1	1	1	1	1	1	100		
5504	1	1	1	1	1	1	1	1	1	1	100		
5505	1	1	1	1	1	1	1	1	1	1	100		
5506	1	1	1	1	1	1	1	1	1	1	100		
5507	1	1	1	1	1	1	1	1	1	1	100		
5508	1	1	1	1	1	1	1	1	1	1	100		
5509	1	1	1	1	1	1	1	1	1	1	100		
5510	1	1	1	1	1	1	1	0	1	1	90		

USA Bin 0 Radar



Radars Frequency	DFS Detection Trials (1=Detection, Blank= No Detection)										Detection Rate (%)	Detection Bandwidth (MHz)	Limit (MHz)
	1	2	3	4	5	6	7	8	9	10			
5490	1	1	1	1	1	1	1	1	1	1	100	20	17
5491	1	1	1	1	1	1	1	1	1	1	100		
5492	1	1	1	1	1	1	1	1	1	1	100		
5493	1	1	1	1	1	1	1	1	1	1	100		
5494	1	1	1	1	1	1	1	1	1	1	100		
5495	1	1	1	1	1	1	1	1	1	1	100		
5496	1	1	1	1	1	1	1	1	1	1	100		
5497	1	1	1	1	1	1	1	1	1	1	100		
5498	1	1	1	1	1	1	1	1	1	1	100		
5499	1	1	1	1	1	1	1	1	1	1	100		
5500	1	1	1	1	1	1	1	1	1	1	100		
5501	1	1	1	1	1	1	1	1	1	1	100		
5502	1	1	1	1	1	1	1	1	1	1	100		
5503	1	1	1	1	1	1	1	1	1	1	100		
5504	1	1	1	1	1	1	1	1	1	1	100		
5505	1	1	1	1	1	1	1	1	1	1	100		
5506	1	1	1	1	1	1	1	1	1	1	100		
5507	1	1	1	1	1	1	1	1	1	1	100		
5508	1	1	1	1	1	1	1	1	1	1	100		
5509	1	1	1	1	1	1	1	1	1	1	100		
5510	0	1	1	1	1	1	1	1	1	1	90		

USA Bin 1A Radar



Radars Frequency	DFS Detection Trials (1=Detection, Blank= No Detection)										Detection Rate (%)	Detection Bandwidth (MHz)	Limit (MHz)
	1	2	3	4	5	6	7	8	9	10			
5490	1	1	1	1	1	1	1	1	1	1	100	18	17
5491	1	1	1	1	1	1	1	1	1	1	100		
5492	1	1	1	1	1	1	1	1	1	1	100		
5493	1	1	1	1	1	1	1	1	1	1	100		
5494	1	1	1	1	1	1	1	1	1	1	100		
5495	1	1	1	1	1	1	1	1	1	1	100		
5496	1	1	1	1	1	1	1	1	1	1	100		
5497	1	1	1	1	1	1	1	1	1	1	100		
5498	1	1	1	1	1	1	1	1	1	1	100		
5499	1	1	1	1	1	1	1	1	1	1	100		
5500	1	1	1	1	1	1	1	1	1	1	100		
5501	1	1	1	1	1	1	1	1	1	1	100		
5502	1	1	1	1	1	1	1	1	1	1	100		
5503	1	1	1	1	1	1	1	1	1	1	100		
5504	1	1	1	1	1	1	1	1	1	1	100		
5505	1	1	1	1	1	1	1	1	1	1	100		
5506	1	1	1	1	1	1	1	1	1	1	100		
5507	1	1	1	1	1	1	1	1	1	1	100		
5508	1	1	1	1	1	1	1	1	1	1	100		
5509	1	1	1	1	1	1	1	1	1	1	100		
5510	1	0	1	1	0	1	1	1	1	0	70		

USA Bin 1B Radar



Radars Frequency	DFS Detection Trials (1=Detection, Blank= No Detection)										Detection Rate (%)	Detection Bandwidth (MHz)	Limit (MHz)
	1	2	3	4	5	6	7	8	9	10			
5490	1	1	1	1	1	1	1	1	1	1	100	18	17
5491	1	1	1	1	1	1	1	1	1	1	100		
5492	1	1	1	1	1	1	1	1	1	1	100		
5493	1	1	1	1	1	1	1	1	1	1	100		
5494	1	1	1	1	1	1	1	1	1	1	100		
5495	1	1	1	1	1	1	1	1	1	1	100		
5496	1	1	1	1	1	1	1	1	1	1	100		
5497	1	1	1	1	1	1	1	1	1	1	100		
5498	1	1	1	1	1	1	1	1	1	1	100		
5499	1	1	1	1	1	1	1	1	1	1	100		
5500	1	1	1	1	1	1	1	1	1	1	100		
5501	1	1	1	1	1	1	1	1	1	1	100		
5502	1	1	1	1	1	1	1	1	1	1	100		
5503	1	1	1	1	1	1	1	1	1	1	100		
5504	1	1	1	1	1	1	1	1	1	1	100		
5505	1	1	1	1	1	1	1	1	1	1	100		
5506	1	1	1	1	1	1	1	1	1	1	100		
5507	1	1	1	1	1	1	1	1	1	1	100		
5508	1	1	1	1	1	1	1	1	1	1	100		
5509	1	1	1	1	1	1	1	1	1	1	100		
5510	1	1	1	0	1	1	1	0	1	1	80		

USA Bin 2 Radar



Radars Frequency	DFS Detection Trials (1=Detection, Blank= No Detection)										Detection Rate (%)	Detection Bandwidth (MHz)	Limit (MHz)
	1	2	3	4	5	6	7	8	9	10			
5490	1	1	1	1	1	1	1	1	1	1	100	20	17
5491	1	1	1	1	1	1	1	1	1	1	100		
5492	1	1	1	1	1	1	1	1	1	1	100		
5493	1	1	1	1	1	1	1	1	1	1	100		
5494	1	1	1	1	1	1	1	1	1	1	100		
5495	1	1	1	1	1	1	1	1	1	1	100		
5496	1	1	1	1	1	1	1	1	1	1	100		
5497	1	1	1	1	1	1	1	1	1	1	100		
5498	1	1	1	1	1	1	1	1	1	1	100		
5499	1	1	1	1	1	1	1	1	1	1	100		
5500	1	1	1	1	1	1	1	1	1	1	100		
5501	1	1	1	1	1	1	1	1	1	1	100		
5502	1	1	1	1	1	1	1	1	1	1	100		
5503	1	1	1	1	1	1	1	1	1	1	100		
5504	1	1	1	1	1	1	1	1	1	1	100		
5505	1	1	1	1	1	1	1	1	1	1	100		
5506	1	1	1	1	1	1	1	1	1	1	100		
5507	1	1	1	1	1	1	1	1	1	1	100		
5508	1	1	1	1	1	1	1	1	1	1	100		
5509	1	1	1	1	1	1	1	1	1	1	100		
5510	1	1	1	1	1	0	1	1	1	1	90		

USA Bin 3 Radar



Radars Frequency	DFS Detection Trials (1=Detection, Blank= No Detection)										Detection Rate (%)	Detection Bandwidth (MHz)	Limit (MHz)
	1	2	3	4	5	6	7	8	9	10			
5490	1	1	1	1	1	1	1	1	1	1	100	20	17
5491	1	1	1	1	1	1	1	1	1	1	100		
5492	1	1	1	1	1	1	1	1	1	1	100		
5493	1	1	1	1	1	1	1	1	1	1	100		
5494	1	1	1	1	1	1	1	1	1	1	100		
5495	1	1	1	1	1	1	1	1	1	1	100		
5496	1	1	1	1	1	1	1	1	1	1	100		
5497	1	1	1	1	1	1	1	1	1	1	100		
5498	1	1	1	1	1	1	1	1	1	1	100		
5499	1	1	1	1	1	1	1	1	1	1	100		
5500	1	1	1	1	1	1	1	1	1	1	100		
5501	1	1	1	1	1	1	1	1	1	1	100		
5502	1	1	1	1	1	1	1	1	1	1	100		
5503	1	1	1	1	1	1	1	1	1	1	100		
5504	1	1	1	1	1	1	1	1	1	1	100		
5505	1	1	1	1	1	1	1	1	1	1	100		
5506	1	1	1	1	1	1	1	1	1	1	100		
5507	1	1	1	1	1	1	1	1	1	1	100		
5508	1	1	1	1	1	1	1	1	1	1	100		
5509	1	1	1	1	1	1	1	1	1	1	100		
5510	1	1	1	1	1	1	1	1	1	1	100		

USA Bin 4 Radar



Radar Frequency	DFS Detection Trials (1=Detection, Blank= No Detection)										Detection Rate (%)	Detection Bandwidth (MHz)	Limit (MHz)
	1	2	3	4	5	6	7	8	9	10			
5493.5	1	1	1	1	1	1	1	1	1	1	100	20	17
5493.5	1	1	1	1	1	1	1	1	1	1	100		
5493.5	1	1	1	1	1	1	1	1	1	1	100		
5493.5	1	1	1	1	1	1	1	1	1	1	100		
5493.9	1	1	1	1	1	1	1	1	1	1	100		
5494.7	1	1	1	1	1	1	1	1	1	1	100		
5495.9	1	1	1	1	1	1	1	1	1	1	100		
5496.7	1	1	1	1	1	1	1	1	1	1	100		
5497.9	1	1	1	1	1	1	1	1	1	1	100		
5498.7	1	1	1	1	1	0	1	1	1	1	90		
5500	1	1	1	1	1	1	1	1	1	1	100		
5501.3	1	1	1	1	1	1	1	1	1	1	100		
5502.1	1	1	1	1	1	1	1	1	1	1	100		
5503.3	1	1	1	1	1	1	1	1	1	1	100		
5504.1	1	1	1	1	1	1	1	1	1	1	100		
5505.3	1	1	1	1	1	1	1	1	1	1	100		
5506.1	1	1	1	1	1	1	1	1	1	1	100		
5506.5	1	1	1	1	1	1	1	1	1	1	100		
5506.5	1	1	1	1	1	1	1	1	1	1	100		
5506.5	1	1	1	1	1	1	1	1	1	1	100		
5506.5	1	1	1	1	1	1	1	1	1	1	100		

USA Bin 5 Radar



Radars Frequency	DFS Detection Trials (1=Detection, Blank= No Detection)										Detection Rate (%)	Detection Bandwidth (MHz)	Limit (MHz)
	1	2	3	4	5	6	7	8	9	10			
5490	1	1	1	1	1	1	1	1	1	1	100	20	17
5491	1	1	1	1	1	1	1	1	1	1	100		
5492	1	1	1	1	1	1	1	1	1	1	100		
5493	1	1	1	1	1	1	1	1	1	1	100		
5494	1	1	1	1	1	1	1	1	1	1	100		
5495	1	1	1	1	1	1	1	1	1	1	100		
5496	1	1	1	1	1	1	1	1	1	1	100		
5497	1	1	1	1	1	1	1	1	1	1	100		
5498	1	1	1	1	1	1	1	1	1	1	100		
5499	1	1	1	1	1	1	1	1	1	1	100		
5500	1	1	1	1	1	1	1	1	1	1	100		
5501	1	1	1	1	1	1	1	1	1	1	100		
5502	1	1	1	1	1	1	1	1	1	1	100		
5503	1	1	1	1	1	1	1	1	1	1	100		
5504	1	1	1	1	1	1	1	1	1	1	100		
5505	1	1	1	1	1	1	1	1	1	1	100		
5506	1	1	1	1	1	1	1	1	1	1	100		
5507	1	1	1	1	1	1	1	1	1	1	100		
5508	1	1	1	1	1	1	1	1	1	1	100		
5509	1	1	1	1	1	1	1	1	1	1	100		
5510	1	1	1	1	1	1	1	1	1	1	100		

USA Frequency Hopping Radar



Radars Frequency	DFS Detection Trials (1=Detection, Blank= No Detection)										Detection Rate (%)	Detection Bandwidth (MHz)	Limit (MHz)
	1	2	3	4	5	6	7	8	9	10			
5490	1	1	1	1	1	1	1	1	1	1	100	40	36
5491	1	1	1	1	1	1	1	1	1	1	100		
5492	1	1	1	1	1	1	1	1	1	1	100		
5493	1	1	1	1	1	1	1	1	1	1	100		
5494	1	1	1	1	1	1	1	1	1	1	100		
5495	1	1	1	1	1	1	1	1	1	1	100		
5496	1	1	1	1	1	1	1	1	1	1	100		
5497	1	1	1	1	1	1	1	1	1	1	100		
5498	1	1	1	1	1	1	1	1	1	1	100		
5499	1	1	1	1	1	1	1	1	1	1	100		
5500	1	1	1	1	1	1	1	1	1	1	100		
5501	1	1	1	1	1	1	1	1	1	1	100		
5502	1	1	1	1	1	1	1	1	1	1	100		
5503	1	1	1	1	1	1	1	1	1	1	100		
5504	1	1	1	1	1	1	1	1	1	1	100		
5505	1	1	1	1	1	1	1	1	1	1	100		
5506	1	1	1	1	1	1	1	1	1	1	100		
5507	1	1	1	1	1	1	1	1	1	1	100		
5508	1	1	1	1	1	1	1	1	1	1	100		
5509	1	1	1	1	1	1	1	1	1	1	100		
5510	1	1	1	1	1	1	1	1	1	1	100		
5511	1	1	1	1	1	1	1	1	1	1	100		
5512	1	1	1	1	1	1	1	1	1	1	100		
5513	1	1	1	1	1	1	1	1	1	1	100		
5514	1	1	1	1	1	1	1	1	1	1	100		
5515	1	1	1	1	1	1	1	1	1	1	100		
5516	1	1	1	1	1	1	1	1	1	1	100		
5517	1	1	1	1	1	1	1	1	1	1	100		
5518	1	1	1	1	1	1	1	1	1	1	100		
5519	1	1	1	1	1	1	1	1	1	1	100		
5520	1	1	1	1	1	1	1	1	1	1	100		
5521	1	1	1	1	1	1	1	1	1	1	100		
5522	1	1	1	1	1	1	1	1	1	1	100		
5523	1	1	1	1	1	1	1	1	1	1	100		
5524	1	1	1	1	1	1	1	1	1	1	100		
5525	1	1	1	1	1	1	1	1	1	1	100		
5526	1	1	1	1	1	1	1	1	1	1	100		
5527	1	1	1	1	1	1	1	1	1	1	100		
5528	1	1	1	1	1	1	1	1	1	1	100		
5529	1	1	1	1	1	1	1	1	1	1	100		
5530	1	1	1	1	1	1	1	1	1	1	100		

USA Bin 0 Radar



Radars Frequency	DFS Detection Trials (1=Detection, Blank= No Detection)										Detection Rate (%)	Detection Bandwidth (MHz)	Limit (MHz)
	1	2	3	4	5	6	7	8	9	10			
5490	1	1	1	1	1	1	1	1	1	1	100	40	36
5491	1	1	1	1	1	1	1	1	1	1	100		
5492	1	1	1	1	1	1	1	1	1	1	100		
5493	1	1	1	1	1	1	1	1	1	1	100		
5494	1	1	1	1	1	1	1	1	1	1	100		
5495	1	1	1	1	1	1	1	1	1	1	100		
5496	1	1	1	1	1	1	1	1	1	1	100		
5497	1	1	1	1	1	1	1	1	1	1	100		
5498	1	1	1	1	1	1	1	1	1	1	100		
5499	1	1	1	1	1	1	1	1	1	1	100		
5500	1	1	1	1	1	1	1	1	1	1	100		
5501	1	1	1	1	1	1	1	1	1	1	100		
5502	1	1	1	1	1	1	1	1	1	1	100		
5503	1	1	1	1	1	1	1	1	1	1	100		
5504	1	1	1	1	1	1	1	1	1	1	100		
5505	1	1	1	1	1	1	1	1	1	1	100		
5506	1	1	1	1	1	1	1	1	1	1	100		
5507	1	1	1	1	1	1	1	1	1	1	100		
5508	1	1	1	1	1	1	1	1	1	1	100		
5509	1	1	1	1	1	1	1	1	1	1	100		
5510	1	1	1	1	1	1	1	1	1	1	100		
5511	1	1	1	1	1	1	1	1	1	1	100		
5512	1	1	1	1	1	1	1	1	1	1	100		
5513	1	1	1	1	1	1	1	1	1	1	100		
5514	1	1	1	1	1	1	1	1	1	1	100		
5515	1	1	1	1	1	1	1	1	1	1	100		
5516	1	1	1	1	1	1	1	1	1	1	100		
5517	1	1	1	1	1	1	1	1	1	1	100		
5518	1	1	1	1	1	1	1	1	1	1	100		
5519	1	1	1	1	1	1	1	1	1	1	100		
5520	1	1	1	1	1	1	1	1	1	1	100		
5521	1	1	1	1	1	1	1	1	1	1	100		
5522	1	1	1	1	1	1	1	1	1	1	100		
5523	1	1	1	1	1	1	1	1	1	1	100		
5524	1	1	1	1	1	1	1	1	1	1	100		
5525	1	1	1	1	1	1	1	1	1	1	100		
5526	1	1	1	1	1	1	1	1	1	1	100		
5527	1	1	1	1	1	1	1	1	1	1	100		
5528	1	1	1	1	1	1	1	1	1	1	100		
5529	1	1	1	1	1	1	1	1	1	1	100		
5530	1	1	1	1	1	1	1	1	1	1	100		

USA Bin 1A Radar



Radars Frequency	DFS Detection Trials (1=Detection, Blank= No Detection)										Detection Rate (%)	Detection Bandwidth (MHz)	Limit (MHz)
	1	2	3	4	5	6	7	8	9	10			
5490	1	1	1	1	1	1	1	1	1	1	100	40	36
5491	1	1	1	1	1	1	1	1	1	1	100		
5492	1	1	1	1	1	1	1	1	1	1	100		
5493	1	1	1	1	1	1	1	1	1	1	100		
5494	1	1	1	1	1	1	1	1	1	1	100		
5495	1	1	1	1	1	1	1	1	1	1	100		
5496	1	1	1	1	1	1	1	1	1	1	100		
5497	1	1	1	1	1	1	1	1	1	1	100		
5498	1	1	1	1	1	1	1	1	1	1	100		
5499	1	1	1	1	1	1	1	1	1	1	100		
5500	1	1	1	1	1	1	1	1	1	1	100		
5501	1	1	1	1	1	1	1	1	1	1	100		
5502	1	1	1	1	1	1	1	1	1	1	100		
5503	1	1	1	1	1	1	1	1	1	1	100		
5504	1	1	1	1	1	1	1	1	1	1	100		
5505	1	1	1	1	1	1	1	1	1	1	100		
5506	1	1	1	1	1	1	1	1	1	1	100		
5507	1	1	1	1	1	1	1	1	1	1	100		
5508	1	1	1	1	1	1	1	1	1	1	100		
5509	1	1	1	1	1	1	1	1	1	1	100		
5510	1	1	1	1	1	1	1	1	1	1	100		
5511	1	1	1	1	1	1	1	1	1	1	100		
5512	1	1	1	1	1	1	1	1	1	1	100		
5513	1	1	1	1	1	1	1	1	1	1	100		
5514	1	1	1	1	1	1	1	1	1	1	100		
5515	1	1	1	1	1	1	1	1	1	1	100		
5516	1	1	1	1	1	1	1	1	1	1	100		
5517	1	1	1	1	1	1	1	1	1	1	100		
5518	1	1	1	1	1	1	1	1	1	1	100		
5519	1	1	1	1	1	1	1	1	1	1	100		
5520	1	1	1	1	1	1	1	1	1	1	100		
5521	1	1	1	1	1	1	1	1	1	1	100		
5522	1	1	1	1	1	1	1	1	1	1	100		
5523	1	1	1	1	1	1	1	1	1	1	100		
5524	1	1	1	1	1	1	1	1	1	1	100		
5525	1	1	1	1	1	1	1	1	1	1	100		
5526	1	1	1	1	1	1	1	1	1	1	100		
5527	1	1	1	1	1	1	1	1	1	1	100		
5528	1	1	1	1	1	1	1	1	1	1	100		
5529	1	1	1	1	1	1	1	1	1	1	100		
5530	1	1	1	1	1	1	1	1	1	1	100		

USA Bin 1B Radar



Radars Frequency	DFS Detection Trials (1=Detection, Blank= No Detection)										Detection Rate (%)	Detection Bandwidth (MHz)	Limit (MHz)
	1	2	3	4	5	6	7	8	9	10			
5490	1	1	1	1	1	1	1	1	1	1	100	40	36
5491	1	1	1	1	1	1	1	1	1	1	100		
5492	1	1	1	1	1	1	1	1	1	1	100		
5493	1	1	1	1	1	1	1	1	1	1	100		
5494	1	1	1	1	1	1	1	1	1	1	100		
5495	1	1	1	1	1	1	1	1	1	1	100		
5496	1	1	1	1	1	1	1	1	1	1	100		
5497	1	1	1	1	1	1	1	1	1	1	100		
5498	1	1	1	1	1	1	1	1	1	1	100		
5499	1	1	1	1	1	1	1	1	1	1	100		
5500	1	1	1	1	1	1	1	1	1	1	100		
5501	1	1	1	1	1	1	1	1	1	1	100		
5502	1	1	1	1	1	1	1	1	1	1	100		
5503	1	1	1	1	1	1	1	1	1	1	100		
5504	1	1	1	1	1	1	1	1	1	1	100		
5505	1	1	1	1	1	1	1	1	1	1	100		
5506	1	1	1	1	1	1	1	1	1	1	100		
5507	1	1	1	1	1	1	1	1	1	1	100		
5508	1	1	1	1	1	1	1	1	1	1	100		
5509	1	1	1	1	1	1	1	1	1	1	100		
5510	1	1	1	1	1	1	1	1	1	1	100		
5511	1	1	1	1	1	1	1	1	1	1	100		
5512	1	1	1	1	1	1	1	1	1	1	100		
5513	1	1	1	1	1	1	1	1	1	1	100		
5514	1	1	1	1	1	1	1	1	1	1	100		
5515	1	1	1	1	1	1	1	1	1	1	100		
5516	1	1	1	1	1	1	1	1	1	1	100		
5517	1	1	1	1	1	1	1	1	1	1	100		
5518	1	1	1	1	1	1	1	1	1	1	100		
5519	1	1	1	1	1	1	1	1	1	1	100		
5520	1	1	1	1	1	1	1	1	1	1	100		
5521	1	1	1	1	1	1	1	1	1	1	100		
5522	1	1	1	1	1	1	1	1	1	1	100		
5523	1	1	1	1	1	1	1	1	1	1	100		
5524	1	1	1	1	1	1	1	1	1	1	100		
5525	1	1	1	1	1	1	1	1	1	1	100		
5526	1	1	1	1	1	1	1	1	1	1	100		
5527	1	1	1	1	1	1	1	1	1	1	100		
5528	1	1	1	1	1	1	1	1	1	1	100		
5529	1	1	1	1	1	1	1	1	1	1	100		
5530	1	1	1	1	1	1	1	1	1	1	100		

USA Bin 2 Radar



Radars Frequency	DFS Detection Trials (1=Detection, Blank= No Detection)										Detection Rate (%)	Detection Bandwidth (MHz)	Limit (MHz)
	1	2	3	4	5	6	7	8	9	10			
5490	1	1	1	1	1	1	1	1	1	1	100	40	36
5491	1	1	1	1	1	1	1	1	1	1	100		
5492	1	1	1	1	1	1	1	1	1	1	100		
5493	1	1	1	1	1	1	1	1	1	1	100		
5494	1	1	1	1	1	1	1	1	1	1	100		
5495	1	1	1	1	1	1	1	1	1	1	100		
5496	1	1	1	1	1	1	1	1	1	1	100		
5497	1	1	1	1	1	1	1	1	1	1	100		
5498	1	1	1	1	1	1	1	1	1	1	100		
5499	1	1	1	1	1	1	1	1	1	1	100		
5500	1	1	1	1	1	1	1	1	1	1	100		
5501	1	1	1	1	1	1	1	1	1	1	100		
5502	1	1	1	1	1	1	1	1	1	1	100		
5503	1	1	1	1	1	1	1	1	1	1	100		
5504	1	1	1	1	1	1	1	1	1	1	100		
5505	1	1	1	1	1	1	1	1	1	1	100		
5506	1	1	1	1	1	1	1	1	1	1	100		
5507	1	1	1	1	1	1	1	1	1	1	100		
5508	1	1	1	1	1	1	1	1	1	1	100		
5509	1	1	1	1	1	1	1	1	1	1	100		
5510	1	1	1	1	1	1	1	1	1	1	100		
5511	1	1	1	1	1	1	1	1	1	1	100		
5512	1	1	1	1	1	1	1	1	1	1	100		
5513	1	1	1	1	1	1	1	1	1	1	100		
5514	1	1	1	1	1	1	1	1	1	1	100		
5515	1	1	1	1	1	1	1	1	1	1	100		
5516	1	1	1	1	1	1	1	1	1	1	100		
5517	1	1	1	1	1	1	1	1	1	1	100		
5518	1	1	1	1	1	1	1	1	1	1	100		
5519	1	1	1	1	1	1	1	1	1	1	100		
5520	1	1	1	1	1	1	1	1	1	1	100		
5521	1	1	1	1	1	1	1	1	1	1	100		
5522	1	1	1	1	1	1	1	1	1	1	100		
5523	1	1	1	1	1	1	1	1	1	1	100		
5524	1	1	1	1	1	1	1	1	1	1	100		
5525	1	1	1	1	1	1	1	1	1	1	100		
5526	1	1	1	1	1	1	1	1	1	1	100		
5527	1	1	1	1	1	1	1	1	1	1	100		
5528	1	1	1	1	1	1	1	1	1	1	100		
5529	1	1	1	1	1	1	1	1	1	1	100		
5530	1	1	1	1	1	1	1	1	1	1	100		

USA Bin 3 Radar



Radars Frequency	DFS Detection Trials (1=Detection, Blank= No Detection)										Detection Rate (%)	Detection Bandwidth (MHz)	Limit (MHz)
	1	2	3	4	5	6	7	8	9	10			
5490	1	1	1	1	1	1	1	1	1	1	100	40	36
5491	1	1	1	1	1	1	1	1	1	1	100		
5492	1	1	1	1	1	1	1	1	1	1	100		
5493	1	1	1	1	1	1	1	1	1	1	100		
5494	1	1	1	1	1	1	1	1	1	1	100		
5495	1	1	1	1	1	1	1	1	1	1	100		
5496	1	1	1	1	1	1	1	1	1	1	100		
5497	1	1	1	1	1	1	1	1	1	1	100		
5498	1	1	1	1	1	1	1	1	1	1	100		
5499	1	1	1	1	1	1	1	1	1	1	100		
5500	1	1	1	1	1	1	1	1	1	1	100		
5501	1	1	1	1	1	1	1	1	1	1	100		
5502	1	1	1	1	1	1	1	1	1	1	100		
5503	1	1	1	1	1	1	1	1	1	1	100		
5504	1	1	1	1	1	1	1	1	1	1	100		
5505	1	1	1	1	1	1	1	1	1	1	100		
5506	1	1	1	1	1	1	1	1	1	1	100		
5507	1	1	1	1	1	1	1	1	1	1	100		
5508	1	1	1	1	1	1	1	1	1	1	100		
5509	1	1	1	1	1	1	1	1	1	1	100		
5510	1	1	1	1	1	1	1	1	1	1	100		
5511	1	1	1	1	1	1	1	1	1	1	100		
5512	1	1	1	1	1	1	1	1	1	1	100		
5513	1	1	1	1	1	1	1	1	1	1	100		
5514	1	1	1	1	1	1	1	1	1	1	100		
5515	1	1	1	1	1	1	1	1	1	1	100		
5516	1	1	1	1	1	1	1	1	1	1	100		
5517	1	1	1	1	1	1	1	1	1	1	100		
5518	1	1	1	1	1	1	1	1	1	1	100		
5519	1	1	1	1	1	1	1	1	1	1	100		
5520	1	1	1	1	1	1	1	1	1	1	100		
5521	1	1	1	1	1	1	1	1	1	1	100		
5522	1	1	1	1	1	1	1	1	1	1	100		
5523	1	1	1	1	1	1	1	1	1	1	100		
5524	1	1	1	1	1	1	1	1	1	1	100		
5525	1	1	1	1	1	1	1	1	1	1	100		
5526	1	1	1	1	1	1	1	1	1	1	100		
5527	1	1	1	1	1	1	1	1	1	1	100		
5528	1	1	1	1	1	1	1	1	1	1	100		
5529	1	1	1	1	1	1	1	1	1	1	100		
5530	1	1	1	1	1	1	1	1	1	1	100		

USA Bin 4 Radar



Radar Frequency	DFS Detection Trials (1=Detection, Blank= No Detection)										Detection Rate (%)	Detection Bandwidth (MHz)	Limit (MHz)
	1	2	3	4	5	6	7	8	9	10			
5494	1	1	1	1	1	1	1	1	1	1	100	40	36
5494	1	1	1	1	1	1	1	1	1	1	100		
5494	1	1	1	1	1	1	1	1	1	1	100		
5494	1	1	1	1	1	1	1	1	1	1	100		
5494	1	1	1	1	1	1	1	1	1	1	100		
5494.8	1	1	1	1	1	1	1	1	1	1	100		
5496	1	1	1	1	1	1	1	1	1	1	100		
5496.8	1	1	1	1	1	1	1	1	1	1	100		
5498	1	1	1	1	1	1	1	1	1	1	100		
5498.8	1	1	1	0	1	1	1	1	1	1	90		
5500	1	1	1	1	1	1	1	1	1	1	100		
5501	1	1	1	1	1	1	1	1	1	1	100		
5502	1	1	1	1	1	1	1	1	1	1	100		
5503	1	1	1	1	1	1	1	1	1	1	100		
5504	1	1	1	1	1	1	1	1	1	1	100		
5505	1	1	1	1	1	1	1	1	1	1	100		
5506	1	1	1	1	1	1	1	1	1	1	100		
5507	1	1	1	1	1	1	1	1	1	1	100		
5508	1	1	1	1	1	1	1	1	1	1	100		
5509	1	1	1	1	1	1	1	1	1	1	100		
5510	1	1	1	1	1	1	1	1	1	1	100		
5511	1	1	1	1	1	1	1	1	1	1	100		
5512	1	1	1	1	1	1	1	1	1	1	100		
5513	1	1	1	1	1	1	1	1	1	1	100		
5514	1	1	1	1	1	1	1	1	1	1	100		
5515	1	1	1	1	1	1	1	1	1	1	100		
5516	1	1	1	1	1	1	1	1	1	1	100		
5517	1	1	1	1	1	1	1	1	1	1	100		
5518	1	1	1	1	1	1	1	1	1	1	100		
5519	1	1	1	1	1	1	1	1	1	1	100		
5520	1	1	1	1	1	1	1	1	1	1	100		
5521.2	1	1	1	1	1	1	1	1	1	1	100		
5522	1	1	1	1	1	1	1	1	1	1	100		
5523.2	1	1	1	1	1	1	1	1	1	1	100		
5524	1	1	1	1	1	1	1	1	1	1	100		
5525.2	1	1	1	1	1	1	1	1	1	1	100		
5526	1	1	1	1	1	1	1	1	1	1	100		
5526	1	1	1	1	1	1	1	1	1	1	100		
5526	1	1	1	1	1	1	1	1	1	1	100		
5526	1	1	1	1	1	1	1	1	1	1	100		
5526	1	1	1	1	1	1	1	1	1	1	100		
5526	1	1	1	1	1	1	1	1	1	1	100		

USA Bin 5 Radar



Radars Frequency	DFS Detection Trials (1=Detection, Blank= No Detection)										Detection Rate (%)	Detection Bandwidth (MHz)	Limit (MHz)
	1	2	3	4	5	6	7	8	9	10			
5490	1	1	1	1	1	1	1	1	1	1	100	40	36
5491	1	1	1	1	1	1	1	1	1	1	100		
5492	1	1	1	1	1	1	1	1	1	1	100		
5493	1	1	1	1	1	1	1	1	1	1	100		
5494	1	1	1	1	1	1	1	1	1	1	100		
5495	1	1	1	1	1	1	1	1	1	1	100		
5496	1	1	1	1	1	1	1	1	1	1	100		
5497	1	1	1	1	1	1	1	1	1	1	100		
5498	1	1	1	1	1	1	1	1	1	1	100		
5499	1	1	1	1	1	1	1	1	1	1	100		
5500	1	1	1	1	1	1	1	1	1	1	100		
5501	1	1	1	1	1	1	1	1	1	1	100		
5502	1	1	1	1	1	1	1	1	1	1	100		
5503	1	1	1	1	1	1	1	1	1	1	100		
5504	1	1	1	1	1	1	1	1	1	1	100		
5505	1	1	1	1	1	1	1	1	1	1	100		
5506	1	1	1	1	1	1	1	1	1	1	100		
5507	1	1	1	1	1	1	1	1	1	1	100		
5508	1	1	1	1	1	1	1	1	1	1	100		
5509	1	1	1	1	1	1	1	1	1	1	100		
5510	1	1	1	1	1	1	1	1	1	1	100		
5511	1	1	1	1	1	1	1	1	1	1	100		
5512	1	1	1	1	1	1	1	1	1	1	100		
5513	1	1	1	1	1	1	1	1	1	1	100		
5514	1	1	1	1	1	1	1	1	1	1	100		
5515	1	1	1	1	1	1	1	1	1	1	100		
5516	1	1	1	1	1	1	1	1	1	1	100		
5517	1	1	1	1	1	1	1	1	1	1	100		
5518	1	1	1	1	1	1	1	1	1	1	100		
5519	1	1	1	1	1	1	1	1	1	1	100		
5520	1	1	1	1	1	1	1	1	1	1	100		
5521	1	1	1	1	1	1	1	1	1	1	100		
5522	1	1	1	1	1	1	1	1	1	1	100		
5523	1	1	1	1	1	1	1	1	1	1	100		
5524	1	1	1	1	1	1	1	1	1	1	100		
5525	1	1	1	1	1	1	1	1	1	1	100		
5526	1	1	1	1	1	1	1	1	1	1	100		
5527	1	1	1	1	1	1	1	1	1	1	100		
5528	1	1	1	1	1	1	1	1	1	1	100		
5529	1	1	1	1	1	1	1	1	1	1	100		
5530	1	1	1	1	1	1	1	1	1	1	100		

USA Frequency Hopping Radar



Radars Frequency	DFS Detection Trials (1=Detection, Blank= No Detection)										Detection Rate (%)	Detection Bandwidth (MHz)	Limit (MHz)
	1	2	3	4	5	6	7	8	9	10			
5490	1	1	1	1	1	1	1	1	1	1	100	80	75
5491	1	1	1	1	1	1	1	1	1	1	100		
5492	1	1	1	1	1	1	1	1	1	1	100		
5493	1	1	1	1	1	1	1	1	1	1	100		
5494	1	1	1	1	1	1	1	1	1	1	100		
5495	1	1	1	1	1	1	1	1	1	1	100		
5496	1	1	1	1	1	1	1	1	1	1	100		
5497	1	1	1	1	1	1	1	1	1	1	100		
5498	1	1	1	1	1	1	1	1	1	1	100		
5499	1	1	1	1	1	1	1	1	1	1	100		
5500	1	1	1	1	1	1	1	1	1	1	100		
5501	1	1	1	1	1	1	1	1	1	1	100		
5502	1	1	1	1	1	1	1	1	1	1	100		
5503	1	1	1	1	1	1	1	1	1	1	100		
5504	1	1	1	1	1	1	1	1	1	1	100		
5505	1	1	1	1	1	1	1	1	1	1	100		
5506	1	1	1	1	1	1	1	1	1	1	100		
5507	1	1	1	1	1	1	1	1	1	1	100		
5508	1	1	1	1	1	1	1	1	1	1	100		
5509	1	1	1	1	1	1	1	1	1	1	100		
5510	1	1	1	1	1	1	1	1	1	1	100		
5511	1	1	1	1	1	1	1	1	1	1	100		
5512	1	1	1	1	1	1	1	1	1	1	100		
5513	1	1	1	1	1	1	1	1	1	1	100		
5514	1	1	1	1	1	1	1	1	1	1	100		
5515	1	1	1	1	1	1	1	1	1	1	100		
5516	1	1	1	1	1	1	1	1	1	1	100		
5517	1	1	1	1	1	1	1	1	1	1	100		
5518	1	1	1	1	1	1	1	1	1	1	100		
5519	1	1	1	1	1	1	1	1	1	1	100		
5520	1	1	1	1	1	1	1	1	1	1	100		
5521	1	1	1	1	1	1	1	1	1	1	100		
5522	1	1	1	1	1	1	1	1	1	1	100		
5523	1	1	1	1	1	1	1	1	1	1	100		
5524	1	1	1	1	1	1	1	1	1	1	100		
5525	1	1	1	1	1	1	1	1	1	1	100		
5526	1	1	1	1	1	1	1	1	1	1	100		
5527	1	1	1	1	1	1	1	1	1	1	100		
5528	1	1	1	1	1	1	1	1	1	1	100		
5529	1	1	1	1	1	1	1	1	1	1	100		

USA Bin 0 Radar



Radars Frequency	DFS Detection Trials (1=Detection, Blank= No Detection)										Detection Rate (%)	Detection Bandwidth (MHz)	Limit (MHz)
	1	2	3	4	5	6	7	8	9	10			
5530	1	1	1	1	1	1	1	1	1	1	100	80	75
5531	1	1	1	1	1	1	1	1	1	1	100		
5532	1	1	1	1	1	1	1	1	1	1	100		
5533	1	1	1	1	1	1	1	1	1	1	100		
5534	1	1	1	1	1	1	1	1	1	1	100		
5535	1	1	1	1	1	1	1	1	1	1	100		
5536	1	1	1	1	1	1	1	1	1	1	100		
5537	1	1	1	1	1	1	1	1	1	1	100		
5538	1	1	1	1	1	1	1	1	1	1	100		
5539	1	1	1	1	1	1	1	1	1	1	100		
5540	1	1	1	1	1	1	1	1	1	1	100		
5541	1	1	1	1	1	1	1	1	1	1	100		
5542	1	1	1	1	1	1	1	1	1	1	100		
5543	1	1	1	1	1	1	1	1	1	1	100		
5544	1	1	1	1	1	1	1	1	1	1	100		
5545	1	1	1	1	1	1	1	1	1	1	100		
5546	1	1	1	1	1	1	1	1	1	1	100		
5547	1	1	1	1	1	1	1	1	1	1	100		
5548	1	1	1	1	1	1	1	1	1	1	100		
5549	1	1	1	1	1	1	1	1	1	1	100		
5550	1	1	1	1	1	1	1	1	1	1	100		
5551	1	1	1	1	1	1	1	1	1	1	100		
5552	1	1	1	1	1	1	1	1	1	1	100		
5553	1	1	1	1	1	1	1	1	1	1	100		
5554	1	1	1	1	1	1	1	1	1	1	100		
5555	1	1	1	1	1	1	1	1	1	1	100		
5556	1	1	1	1	1	1	1	1	1	1	100		
5557	1	1	1	1	1	1	1	1	1	1	100		
5558	1	1	1	1	1	1	1	1	1	1	100		
5559	1	1	1	1	1	1	1	1	1	1	100		
5560	1	1	1	1	1	1	1	1	1	1	100		
5561	1	1	1	1	1	1	1	1	1	1	100		
5562	1	1	1	1	1	1	1	1	1	1	100		
5563	1	1	1	1	1	1	1	1	1	1	100		
5564	1	1	1	1	1	1	1	1	1	1	100		
5565	1	1	1	1	1	1	1	1	1	1	100		
5566	1	1	1	1	1	1	1	1	1	1	100		
5567	1	1	1	1	1	1	1	1	1	1	100		
5568	1	1	1	1	1	1	1	1	1	1	100		
5569	1	1	1	1	1	1	1	1	1	1	100		
5570	1	1	1	1	1	1	1	1	1	1	100		

USA Bin 0 Radar (cont)



Radar Frequency	DFS Detection Trials (1=Detection, Blank= No Detection)										Detection Rate (%)	Detection Bandwidth (MHz)	Limit (MHz)
	1	2	3	4	5	6	7	8	9	10			
5490	1	1	1	1	1	1	1	1	1	1	100	80	75
5491	1	1	1	1	1	1	1	1	1	1	100		
5492	1	1	1	1	1	1	1	1	1	1	100		
5493	1	1	1	1	1	1	1	1	1	1	100		
5494	1	1	1	1	1	1	1	1	1	1	100		
5495	1	1	1	1	1	1	1	1	1	1	100		
5496	1	1	1	1	1	1	1	1	1	1	100		
5497	1	1	1	1	1	1	1	1	1	1	100		
5498	1	1	1	1	1	1	1	1	1	1	100		
5499	1	1	1	1	1	1	1	1	1	1	100		
5500	1	1	1	1	1	1	1	1	1	1	100		
5501	1	1	1	1	1	1	1	1	1	1	100		
5502	1	1	1	1	1	1	1	1	1	1	100		
5503	1	1	1	1	1	1	1	1	1	1	100		
5504	1	1	1	1	1	1	1	1	1	1	100		
5505	1	1	1	1	1	1	1	1	1	1	100		
5506	1	1	1	1	1	1	1	1	1	1	100		
5507	1	1	1	1	1	1	1	1	1	1	100		
5508	1	1	1	1	1	1	1	1	1	1	100		
5509	1	1	1	1	1	1	1	1	1	1	100		
5510	1	1	1	1	1	1	1	1	1	1	100		
5511	1	1	1	1	1	1	1	1	1	1	100		
5512	1	1	1	1	1	1	1	1	1	1	100		
5513	1	1	1	1	1	1	1	1	1	1	100		
5514	1	1	1	1	1	1	1	1	1	1	100		
5515	1	1	1	1	1	1	1	1	1	1	100		
5516	1	1	1	1	1	1	1	1	1	1	100		
5517	1	1	1	1	1	1	1	1	1	1	100		
5518	1	1	1	1	1	1	1	1	1	1	100		
5519	1	1	1	1	1	1	1	1	1	1	100		
5520	1	1	1	1	1	1	1	1	1	1	100		
5521	1	1	1	1	1	1	1	1	1	1	100		
5522	1	1	1	1	1	1	1	1	1	1	100		
5523	1	1	1	1	1	1	1	1	1	1	100		
5524	1	1	1	1	1	1	1	1	1	1	100		
5525	1	1	1	1	1	1	1	1	1	1	100		
5526	1	1	1	1	1	1	1	1	1	1	100		
5527	1	1	1	1	1	1	1	1	1	1	100		
5528	1	1	1	1	1	1	1	1	1	1	100		
5529	1	1	1	1	1	1	1	1	1	1	100		

USA Bin 1A Radar



Radars Frequency	DFS Detection Trials (1=Detection, Blank= No Detection)										Detection Rate (%)	Detection Bandwidth (MHz)	Limit (MHz)
	1	2	3	4	5	6	7	8	9	10			
5530	1	1	1	1	1	1	1	1	1	1	100	80	75
5531	1	1	1	1	1	1	1	1	1	1	100		
5532	1	1	1	1	1	1	1	1	1	1	100		
5533	1	1	1	1	1	1	1	1	1	1	100		
5534	1	1	1	1	1	1	1	1	1	1	100		
5535	1	1	1	1	1	1	1	1	1	1	100		
5536	1	1	1	1	1	1	1	1	1	1	100		
5537	1	1	1	1	1	1	1	1	1	1	100		
5538	1	1	1	1	1	1	1	1	1	1	100		
5539	1	1	1	1	1	1	1	1	1	1	100		
5540	1	1	1	1	1	1	1	1	1	1	100		
5541	1	1	1	1	1	1	1	1	1	1	100		
5542	1	1	1	1	1	1	1	1	1	1	100		
5543	1	1	1	1	1	1	1	1	1	1	100		
5544	1	1	1	1	1	1	1	1	1	1	100		
5545	1	1	1	1	1	1	1	1	1	1	100		
5546	1	1	1	1	1	1	1	1	1	1	100		
5547	1	1	1	1	1	1	1	1	1	1	100		
5548	1	1	1	1	1	1	1	1	1	1	100		
5549	1	1	1	1	1	1	1	1	1	1	100		
5550	1	1	1	1	1	1	1	1	1	1	100		
5551	1	1	1	1	1	1	1	1	1	1	100		
5552	1	1	1	1	1	1	1	1	1	1	100		
5553	1	1	1	1	1	1	1	1	1	1	100		
5554	1	1	1	1	1	1	1	1	1	1	100		
5555	1	1	1	1	1	1	1	1	1	1	100		
5556	1	1	1	1	1	1	1	1	1	1	100		
5557	1	1	1	1	1	1	1	1	1	1	100		
5558	1	1	1	1	1	1	1	1	1	1	100		
5559	1	1	1	1	1	1	1	1	1	1	100		
5560	1	1	1	1	1	1	1	1	1	1	100		
5561	1	1	1	1	1	1	1	1	1	1	100		
5562	1	1	1	1	1	1	1	1	1	1	100		
5563	1	1	1	1	1	1	1	1	1	1	100		
5564	1	1	1	1	1	1	1	1	1	1	100		
5565	1	1	1	1	1	1	1	1	1	1	100		
5566	1	1	1	1	1	1	1	1	1	1	100		
5567	1	1	1	1	1	1	1	1	1	1	100		
5568	1	1	1	1	1	1	1	1	1	1	100		
5569	1	1	1	1	1	1	1	1	1	1	100		
5570	1	1	1	1	1	1	1	1	1	1	100		

USA Bin 1A Radar (cont)



Radars Frequency	DFS Detection Trials (1=Detection, Blank= No Detection)										Detection Rate (%)	Detection Bandwidth (MHz)	Limit (MHz)
	1	2	3	4	5	6	7	8	9	10			
5490	1	1	1	1	1	1	1	1	1	1	100	80	75
5491	1	1	1	1	1	1	1	1	1	1	100		
5492	1	1	1	1	1	1	1	1	1	1	100		
5493	1	1	1	1	1	1	1	1	1	1	100		
5494	1	1	1	1	1	1	1	1	1	1	100		
5495	1	1	1	1	1	1	1	1	1	1	100		
5496	1	1	1	1	1	1	1	1	1	1	100		
5497	1	1	1	1	1	1	1	1	1	1	100		
5498	1	1	1	1	1	1	1	1	1	1	100		
5499	1	1	1	1	1	1	1	1	1	1	100		
5500	1	1	1	1	1	1	1	1	1	1	100		
5501	1	1	1	1	1	1	1	1	1	1	100		
5502	1	1	1	1	1	1	1	1	1	1	100		
5503	1	1	1	1	1	1	1	1	1	1	100		
5504	1	1	1	1	1	1	1	1	1	1	100		
5505	1	1	1	1	1	1	1	1	1	1	100		
5506	1	1	1	1	1	1	1	1	1	1	100		
5507	1	1	1	1	1	1	1	1	1	1	100		
5508	1	1	1	1	1	1	1	1	1	1	100		
5509	1	1	1	1	1	1	1	1	1	1	100		
5510	1	1	1	1	1	1	1	1	1	1	100		
5511	1	1	1	1	1	1	1	1	1	1	100		
5512	1	1	1	1	1	1	1	1	1	1	100		
5513	1	1	1	1	1	1	1	1	1	1	100		
5514	1	1	1	1	1	1	1	1	1	1	100		
5515	1	1	1	1	1	1	1	1	1	1	100		
5516	1	1	1	1	1	1	1	1	1	1	100		
5517	1	1	1	1	1	1	1	1	1	1	100		
5518	1	1	1	1	1	1	1	1	1	1	100		
5519	1	1	1	1	1	1	1	1	1	1	100		
5520	1	1	1	1	1	1	1	1	1	1	100		
5521	1	1	1	1	1	1	1	1	1	1	100		
5522	1	1	1	1	1	1	1	1	1	1	100		
5523	1	1	1	1	1	1	1	1	1	1	100		
5524	1	1	1	1	1	1	1	1	1	1	100		
5525	1	1	1	1	1	1	1	1	1	1	100		
5526	1	1	1	1	1	1	1	1	1	1	100		
5527	1	1	1	1	1	1	1	1	1	1	100		
5528	1	1	1	1	1	1	1	1	1	1	100		
5529	1	1	1	1	1	1	1	1	1	1	100		

USA Bin 1B Radar



Radars Frequency	DFS Detection Trials (1=Detection, Blank= No Detection)										Detection Rate (%)	Detection Bandwidth (MHz)	Limit (MHz)
	1	2	3	4	5	6	7	8	9	10			
5530	1	1	1	1	1	1	1	1	1	1	100	80	75
5531	1	1	1	1	1	1	1	1	1	1	100		
5532	1	1	1	1	1	1	1	1	1	1	100		
5533	1	1	1	1	1	1	1	1	1	1	100		
5534	1	1	1	1	1	1	1	1	1	1	100		
5535	1	1	1	1	1	1	1	1	1	1	100		
5536	1	1	1	1	1	1	1	1	1	1	100		
5537	1	1	1	1	1	1	1	1	1	1	100		
5538	1	1	1	1	1	1	1	1	1	1	100		
5539	1	1	1	1	1	1	1	1	1	1	100		
5540	1	1	1	1	1	1	1	1	1	1	100		
5541	1	1	1	1	1	1	1	1	1	1	100		
5542	1	1	1	1	1	1	1	1	1	1	100		
5543	1	1	1	1	1	1	1	1	1	1	100		
5544	1	1	1	1	1	1	1	1	1	1	100		
5545	1	1	1	1	1	1	1	1	1	1	100		
5546	1	1	1	1	1	1	1	1	1	1	100		
5547	1	1	1	1	1	1	1	1	1	1	100		
5548	1	1	1	1	1	1	1	1	1	1	100		
5549	1	1	1	1	1	1	1	1	1	1	100		
5550	1	1	1	1	1	1	1	1	1	1	100		
5551	1	1	1	1	1	1	1	1	1	1	100		
5552	1	1	1	1	1	1	1	1	1	1	100		
5553	1	1	1	1	1	1	1	1	1	1	100		
5554	1	1	1	1	1	1	1	1	1	1	100		
5555	1	1	1	1	1	1	1	1	1	1	100		
5556	1	1	1	1	1	1	1	1	1	1	100		
5557	1	1	1	1	1	1	1	1	1	1	100		
5558	1	1	1	1	1	1	1	1	1	1	100		
5559	1	1	1	1	1	1	1	1	1	1	100		
5560	1	1	1	1	1	1	1	1	1	1	100		
5561	1	1	1	1	1	1	1	1	1	1	100		
5562	1	1	1	1	1	1	1	1	1	1	100		
5563	1	1	1	1	1	1	1	1	1	1	100		
5564	1	1	1	1	1	1	1	1	1	1	100		
5565	1	1	1	1	1	1	1	1	1	1	100		
5566	1	1	1	1	1	1	1	1	1	1	100		
5567	1	1	1	1	1	1	1	1	1	1	100		
5568	1	1	1	1	1	1	1	1	1	1	100		
5569	1	1	1	1	1	1	1	1	1	1	100		
5570	1	1	1	1	1	1	1	1	1	1	100		

USA Bin 1B Radar (cont)



Radars Frequency	DFS Detection Trials (1=Detection, Blank= No Detection)										Detection Rate (%)	Detection Bandwidth (MHz)	Limit (MHz)
	1	2	3	4	5	6	7	8	9	10			
5490	1	1	1	1	1	1	1	1	1	1	100	80	75
5491	1	1	1	1	1	1	1	1	1	1	100		
5492	1	1	1	1	1	1	1	1	1	1	100		
5493	1	1	1	1	1	1	1	1	1	1	100		
5494	1	1	1	1	1	1	1	1	1	1	100		
5495	1	1	1	1	1	1	1	1	1	1	100		
5496	1	1	1	1	1	1	1	1	1	1	100		
5497	1	1	1	1	1	1	1	1	1	1	100		
5498	1	1	1	1	1	1	1	1	1	1	100		
5499	1	1	1	1	1	1	1	1	1	1	100		
5500	1	1	1	1	1	1	1	1	1	1	100		
5501	1	1	1	1	1	1	1	1	1	1	100		
5502	1	1	1	1	1	1	1	1	1	1	100		
5503	1	1	1	1	1	1	1	1	1	1	100		
5504	1	1	1	1	1	1	1	1	1	1	100		
5505	1	1	1	1	1	1	1	1	1	1	100		
5506	1	1	1	1	1	1	1	1	1	1	100		
5507	1	1	1	1	1	1	1	1	1	1	100		
5508	1	1	1	1	1	1	1	1	1	1	100		
5509	1	1	1	1	1	1	1	1	1	1	100		
5510	1	1	1	1	1	1	1	1	1	1	100		
5511	1	1	1	1	1	1	1	1	1	1	100		
5512	1	1	1	1	1	1	1	1	1	1	100		
5513	1	1	1	1	1	1	1	1	1	1	100		
5514	1	1	1	1	1	1	1	1	1	1	100		
5515	1	1	1	1	1	1	1	1	1	1	100		
5516	1	1	1	1	1	1	1	1	1	1	100		
5517	1	1	1	1	1	1	1	1	1	1	100		
5518	1	1	1	1	1	1	1	1	1	1	100		
5519	1	1	1	1	1	1	1	1	1	1	100		
5520	1	1	1	1	1	1	1	1	1	1	100		
5521	1	1	1	1	1	1	1	1	1	1	100		
5522	1	1	1	1	1	1	1	1	1	1	100		
5523	1	1	1	1	1	1	1	1	1	1	100		
5524	1	1	1	1	1	1	1	1	1	1	100		
5525	1	1	1	1	1	1	1	1	1	1	100		
5526	1	1	1	1	1	1	1	1	1	1	100		
5527	1	1	1	1	1	1	1	1	1	1	100		
5528	1	1	1	1	1	1	1	1	1	1	100		
5529	1	1	1	1	1	1	1	1	1	1	100		

USA Bin 2 Radar



Radars Frequency	DFS Detection Trials (1=Detection, Blank= No Detection)										Detection Rate (%)	Detection Bandwidth (MHz)	Limit (MHz)
	1	2	3	4	5	6	7	8	9	10			
5530	1	1	1	1	1	1	1	1	1	1	100	80	75
5531	1	1	1	1	1	1	1	1	1	1	100		
5532	1	1	1	1	1	1	1	1	1	1	100		
5533	1	1	1	1	1	1	1	1	1	1	100		
5534	1	1	1	1	1	1	1	1	1	1	100		
5535	1	1	1	1	1	1	1	1	1	1	100		
5536	1	1	1	1	1	1	1	1	1	1	100		
5537	1	1	1	1	1	1	1	1	1	1	100		
5538	1	1	1	1	1	1	1	1	1	1	100		
5539	1	1	1	1	1	1	1	1	1	1	100		
5540	1	1	1	1	1	1	1	1	1	1	100		
5541	1	1	1	1	1	1	1	1	1	1	100		
5542	1	1	1	1	1	1	1	1	1	1	100		
5543	1	1	1	1	1	1	1	1	1	1	100		
5544	1	1	1	1	1	1	1	1	1	1	100		
5545	1	1	1	1	1	1	1	1	1	1	100		
5546	1	1	1	1	1	1	1	1	1	1	100		
5547	1	1	1	1	1	1	1	1	1	1	100		
5548	1	1	1	1	1	1	1	1	1	1	100		
5549	1	1	1	1	1	1	1	1	1	1	100		
5550	1	1	1	1	1	1	1	1	1	1	100		
5551	1	1	1	1	1	1	1	1	1	1	100		
5552	1	1	1	1	1	1	1	1	1	1	100		
5553	1	1	1	1	1	1	1	1	1	1	100		
5554	1	1	1	1	1	1	1	1	1	1	100		
5555	1	1	1	1	1	1	1	1	1	1	100		
5556	1	1	1	1	1	1	1	1	1	1	100		
5557	1	1	1	1	1	1	1	1	1	1	100		
5558	1	1	1	1	1	1	1	1	1	1	100		
5559	1	1	1	1	1	1	1	1	1	1	100		
5560	1	1	1	1	1	1	1	1	1	1	100		
5561	1	1	1	1	1	1	1	1	1	1	100		
5562	1	1	1	1	1	1	1	1	1	1	100		
5563	1	1	1	1	1	1	1	1	1	1	100		
5564	1	1	1	1	1	1	1	1	1	1	100		
5565	1	1	1	1	1	1	1	1	1	1	100		
5566	1	1	1	1	1	1	1	1	1	1	100		
5567	1	1	1	1	1	1	1	1	1	1	100		
5568	1	1	1	1	1	1	1	1	1	1	100		
5569	1	1	1	1	1	1	1	1	1	1	100		
5570	1	1	1	1	1	1	1	1	1	1	100		

USA Bin 2 Radar (cont)



Radars Frequency	DFS Detection Trials (1=Detection, Blank= No Detection)										Detection Rate (%)	Detection Bandwidth (MHz)	Limit (MHz)
	1	2	3	4	5	6	7	8	9	10			
5490	1	1	1	1	1	1	1	1	1	1	100	80	75
5491	1	1	1	1	1	1	1	1	1	1	100		
5492	1	1	1	1	1	1	1	1	1	1	100		
5493	1	1	1	1	1	1	1	1	1	1	100		
5494	1	1	1	1	1	1	1	1	1	1	100		
5495	1	1	1	1	1	1	1	1	1	1	100		
5496	1	1	1	1	1	1	1	1	1	1	100		
5497	1	1	1	1	1	1	1	1	1	1	100		
5498	1	1	1	1	1	1	1	1	1	1	100		
5499	1	1	1	1	1	1	1	1	1	1	100		
5500	1	1	1	1	1	1	1	1	1	1	100		
5501	1	1	1	1	1	1	1	1	1	1	100		
5502	1	1	1	1	1	1	1	1	1	1	100		
5503	1	1	1	1	1	1	1	1	1	1	100		
5504	1	1	1	1	1	1	1	1	1	1	100		
5505	1	1	1	1	1	1	1	1	1	1	100		
5506	1	1	1	1	1	1	1	1	1	1	100		
5507	1	1	1	1	1	1	1	1	1	1	100		
5508	1	1	1	1	1	1	1	1	1	1	100		
5509	1	1	1	1	1	1	1	1	1	1	100		
5510	1	1	1	1	1	1	1	1	1	1	100		
5511	1	1	1	1	1	1	1	1	1	1	100		
5512	1	1	1	1	1	1	1	1	1	1	100		
5513	1	1	1	1	1	1	1	1	1	1	100		
5514	1	1	1	1	1	1	1	1	1	1	100		
5515	1	1	1	1	1	1	1	1	1	1	100		
5516	1	1	1	1	1	1	1	1	1	1	100		
5517	1	1	1	1	1	1	1	1	1	1	100		
5518	1	1	1	1	1	1	1	1	1	1	100		
5519	1	1	1	1	1	1	1	1	1	1	100		
5520	1	1	1	1	1	1	1	1	1	1	100		
5521	1	1	1	1	1	1	1	1	1	1	100		
5522	1	1	1	1	1	1	1	1	1	1	100		
5523	1	1	1	1	1	1	1	1	1	1	100		
5524	1	1	1	1	1	1	1	1	1	1	100		
5525	1	1	1	1	1	1	1	1	1	1	100		
5526	1	1	1	1	1	1	1	1	1	1	100		
5527	1	1	1	1	1	1	1	1	1	1	100		
5528	1	1	1	1	1	1	1	1	1	1	100		
5529	1	1	1	1	1	1	1	1	1	1	100		

USA Bin 3 Radar



Radars Frequency	DFS Detection Trials (1=Detection, Blank= No Detection)										Detection Rate (%)	Detection Bandwidth (MHz)	Limit (MHz)
	1	2	3	4	5	6	7	8	9	10			
5530	1	1	1	1	1	1	1	1	1	1	100	80	75
5531	1	1	1	1	1	1	1	1	1	1	100		
5532	1	1	1	1	1	1	1	1	1	1	100		
5533	1	1	1	1	1	1	1	1	1	1	100		
5534	1	1	1	1	1	1	1	1	1	1	100		
5535	1	1	1	1	1	1	1	1	1	1	100		
5536	1	1	1	1	1	1	1	1	1	1	100		
5537	1	1	1	1	1	1	1	1	1	1	100		
5538	1	1	1	1	1	1	1	1	1	1	100		
5539	1	1	1	1	1	1	1	1	1	1	100		
5540	1	1	1	1	1	1	1	1	1	1	100		
5541	1	1	1	1	1	1	1	1	1	1	100		
5542	1	1	1	1	1	1	1	1	1	1	100		
5543	1	1	1	1	1	1	1	1	1	1	100		
5544	1	1	1	1	1	1	1	1	1	1	100		
5545	1	1	1	1	1	1	1	1	1	1	100		
5546	1	1	1	1	1	1	1	1	1	1	100		
5547	1	1	1	1	1	1	1	1	1	1	100		
5548	1	1	1	1	1	1	1	1	1	1	100		
5549	1	1	1	1	1	1	1	1	1	1	100		
5550	1	1	1	1	1	1	1	1	1	1	100		
5551	1	1	1	1	1	1	1	1	1	1	100		
5552	1	1	1	1	1	1	1	1	1	1	100		
5553	1	1	1	1	1	1	1	1	1	1	100		
5554	1	1	1	1	1	1	1	1	1	1	100		
5555	1	1	1	1	1	1	1	1	1	1	100		
5556	1	1	1	1	1	1	1	1	1	1	100		
5557	1	1	1	1	1	1	1	1	1	1	100		
5558	1	1	1	1	1	1	1	1	1	1	100		
5559	1	1	1	1	1	1	1	1	1	1	100		
5560	1	1	1	1	1	1	1	1	1	1	100		
5561	1	1	1	1	1	1	1	1	1	1	100		
5562	1	1	1	1	1	1	1	1	1	1	100		
5563	1	1	1	1	1	1	1	1	1	1	100		
5564	1	1	1	1	1	1	1	1	1	1	100		
5565	1	1	1	1	1	1	1	1	1	1	100		
5566	1	1	1	1	1	1	1	1	1	1	100		
5567	1	1	1	1	1	1	1	1	1	1	100		
5568	1	1	1	1	1	1	1	1	1	1	100		
5569	1	1	1	1	1	1	1	1	1	1	100		
5570	1	1	1	1	1	1	1	1	1	1	100		

USA Bin 3 Radar (cont)



Radars Frequency	DFS Detection Trials (1=Detection, Blank= No Detection)										Detection Rate (%)	Detection Bandwidth (MHz)	Limit (MHz)
	1	2	3	4	5	6	7	8	9	10			
5490	1	1	1	1	1	1	1	1	1	1	100	80	75
5491	1	1	1	1	1	1	1	1	1	1	100		
5492	1	1	1	1	1	1	1	1	1	1	100		
5493	1	1	1	1	1	1	1	1	1	1	100		
5494	1	1	1	1	1	1	1	1	1	1	100		
5495	1	1	1	1	1	1	1	1	1	1	100		
5496	1	1	1	1	1	1	1	1	1	1	100		
5497	1	1	1	1	1	1	1	1	1	1	100		
5498	1	1	1	1	1	1	1	1	1	1	100		
5499	1	1	1	1	1	1	1	1	1	1	100		
5500	1	1	1	1	1	1	1	1	1	1	100		
5501	1	1	1	1	1	1	1	1	1	1	100		
5502	1	1	1	1	1	1	1	1	1	1	100		
5503	1	1	1	1	1	1	1	1	1	1	100		
5504	1	1	1	1	1	1	1	1	1	1	100		
5505	1	1	1	1	1	1	1	1	1	1	100		
5506	1	1	1	1	1	1	1	1	1	1	100		
5507	1	1	1	1	1	1	1	1	1	1	100		
5508	1	1	1	1	1	1	1	1	1	1	100		
5509	1	1	1	1	1	1	1	1	1	1	100		
5510	1	1	1	1	1	1	1	1	1	1	100		
5511	1	1	1	1	1	1	1	1	1	1	100		
5512	1	1	1	1	1	1	1	1	1	1	100		
5513	1	1	1	1	1	1	1	1	1	1	100		
5514	1	1	1	1	1	1	1	1	1	1	100		
5515	1	1	1	1	1	1	1	1	1	1	100		
5516	1	1	1	1	1	1	1	1	1	1	100		
5517	1	1	1	1	1	1	1	1	1	1	100		
5518	1	1	1	1	1	1	1	1	1	1	100		
5519	1	1	1	1	1	1	1	1	1	1	100		
5520	1	1	1	1	1	1	1	1	1	1	100		
5521	1	1	1	1	1	1	1	1	1	1	100		
5522	1	1	1	1	1	1	1	1	1	1	100		
5523	1	1	1	1	1	1	1	1	1	1	100		
5524	1	1	1	1	1	1	1	1	1	1	100		
5525	1	1	1	1	1	1	1	1	1	1	100		
5526	1	1	1	1	1	1	1	1	1	1	100		
5527	1	1	1	1	1	1	1	1	1	1	100		
5528	1	1	1	1	1	1	1	1	1	1	100		
5529	1	1	1	1	1	1	1	1	1	1	100		

USA Bin 4 Radar



Radars Frequency	DFS Detection Trials (1=Detection, Blank= No Detection)										Detection Rate (%)	Detection Bandwidth (MHz)	Limit (MHz)
	1	2	3	4	5	6	7	8	9	10			
5530	1	1	1	1	1	1	1	1	1	1	100	80	75
5531	1	1	1	1	1	1	1	1	1	1	100		
5532	1	1	1	1	1	1	1	1	1	1	100		
5533	1	1	1	1	1	1	1	1	1	1	100		
5534	1	1	1	1	1	1	1	1	1	1	100		
5535	1	1	1	1	1	1	1	1	1	1	100		
5536	1	1	1	1	1	1	1	1	1	1	100		
5537	1	1	1	1	1	1	1	1	1	1	100		
5538	1	1	1	1	1	1	1	1	1	1	100		
5539	1	1	1	1	1	1	1	1	1	1	100		
5540	1	1	1	1	1	1	1	1	1	1	100		
5541	1	1	1	1	1	1	1	1	1	1	100		
5542	1	1	1	1	1	1	1	1	1	1	100		
5543	1	1	1	1	1	1	1	1	1	1	100		
5544	1	1	1	1	1	1	1	1	1	1	100		
5545	1	1	1	1	1	1	1	1	1	1	100		
5546	1	1	1	1	1	1	1	1	1	1	100		
5547	1	1	1	1	1	1	1	1	1	1	100		
5548	1	1	1	1	1	1	1	1	1	1	100		
5549	1	1	1	1	1	1	1	1	1	1	100		
5550	1	1	1	1	1	1	1	1	1	1	100		
5551	1	1	1	1	1	1	1	1	1	1	100		
5552	1	1	1	1	1	1	1	1	1	1	100		
5553	1	1	1	1	1	1	1	1	1	1	100		
5554	1	1	1	1	1	1	1	1	1	1	100		
5555	1	1	1	1	1	1	1	1	1	1	100		
5556	1	1	1	1	1	1	1	1	1	1	100		
5557	1	1	1	1	1	1	1	1	1	1	100		
5558	1	1	1	1	1	1	1	1	1	1	100		
5559	1	1	1	1	1	1	1	1	1	1	100		
5560	1	1	1	1	1	1	1	1	1	1	100		
5561	1	1	1	1	1	1	1	1	1	1	100		
5562	1	1	1	1	1	1	1	1	1	1	100		
5563	1	1	1	1	1	1	1	1	1	1	100		
5564	1	1	1	1	1	1	1	1	1	1	100		
5565	1	1	1	1	1	1	1	1	1	1	100		
5566	1	1	1	1	1	1	1	1	1	1	100		
5567	1	1	1	1	1	1	1	1	1	1	100		
5568	1	1	1	1	1	1	1	1	1	1	100		
5569	1	1	1	1	1	1	1	1	1	1	100		
5570	1	1	1	1	1	1	1	1	1	1	100		

USA Bin 4 Radar (cont)



Radar Frequency	DFS Detection Trials (1=Detection, Blank= No Detection)										Detection Rate (%)	Detection Bandwidth (MHz)	Limit (MHz)
	1	2	3	4	5	6	7	8	9	10			
5494.5	1	1	1	1	1	1	1	1	1	1	100	80	75
5494.5	1	1	1	1	1	1	1	1	1	1	100		
5494.5	1	1	1	1	1	1	1	1	1	1	100		
5494.5	1	1	1	1	1	1	1	1	1	1	100		
5494.5	1	1	1	1	1	1	1	1	1	1	100		
5494.9	1	1	1	1	1	1	1	1	1	1	100		
5495.7	1	1	1	1	1	1	1	1	1	1	100		
5496.9	1	1	1	1	1	1	1	1	1	1	100		
5497.7	1	1	1	1	1	1	1	1	1	1	100		
5498.9	1	1	1	1	1	1	1	1	1	1	100		
5499.7	1	1	1	1	1	1	1	1	1	1	100		
5501	1	1	1	1	1	1	1	1	1	1	100		
5502	1	1	1	1	1	1	1	1	1	1	100		
5503	1	1	1	1	1	1	1	1	1	1	100		
5504	1	1	1	1	1	1	1	1	1	1	100		
5505	1	1	1	1	1	1	1	1	1	1	100		
5506	1	1	1	1	1	1	1	1	1	1	100		
5507	1	1	1	1	1	1	1	1	1	1	100		
5508	1	1	1	1	1	1	1	1	1	1	100		
5509	1	1	1	1	1	1	1	1	1	1	100		
5510	1	1	1	1	1	1	1	1	1	1	100		
5511	1	1	1	1	1	1	1	1	1	1	100		
5512	1	1	1	1	1	1	1	1	1	1	100		
5513	1	1	1	1	1	1	1	1	1	1	100		
5514	1	1	1	1	1	1	1	1	1	1	100		
5515	1	1	1	1	1	1	1	1	1	1	100		
5516	1	1	1	1	1	1	1	1	1	1	100		
5517	1	1	1	1	1	1	1	1	1	1	100		
5518	1	1	1	1	1	1	1	1	1	1	100		
5519	1	1	1	1	1	1	1	1	1	1	100		
5520	1	1	1	1	1	1	1	1	1	1	100		
5521	1	1	1	1	1	1	1	1	1	1	100		
5522	1	1	1	1	1	1	1	1	1	1	100		
5523	1	1	1	1	1	1	1	1	1	1	100		
5524	1	1	1	1	1	1	1	1	1	1	100		
5525	1	1	1	1	1	1	1	1	1	1	100		
5526	1	1	1	1	1	1	1	1	1	1	100		
5527	1	1	1	1	1	1	1	1	1	1	100		
5528	1	1	1	1	1	1	1	1	1	1	100		
5529	1	1	1	1	1	1	1	1	1	1	100		

USA Bin 5 Radar



Radars Frequency	DFS Detection Trials (1=Detection, Blank= No Detection)										Detection Rate (%)	Detection Bandwidth (MHz)	Limit (MHz)
	1	2	3	4	5	6	7	8	9	10			
5530	1	1	1	1	1	1	1	1	1	1	100	80	75
5531	1	1	1	1	1	1	1	1	1	1	100		
5532	1	1	1	1	1	1	1	1	1	1	100		
5533	1	1	1	1	1	1	1	1	1	1	100		
5534	1	1	1	1	1	1	1	1	1	1	100		
5535	1	1	1	1	1	1	1	1	1	1	100		
5536	1	1	1	1	1	1	1	1	1	1	100		
5537	1	1	1	1	1	1	1	1	1	1	100		
5538	1	1	1	1	1	1	1	1	1	1	100		
5539	1	1	1	1	1	1	1	1	1	1	100		
5540	1	1	1	1	1	1	1	1	1	1	100		
5541	1	1	1	1	1	1	1	1	1	1	100		
5542	1	1	1	1	1	1	1	1	1	1	100		
5543	1	1	1	1	1	1	1	1	1	1	100		
5544	1	1	1	1	1	1	1	1	1	1	100		
5545	1	1	1	1	1	1	1	1	1	1	100		
5546	1	1	1	1	1	1	1	1	1	1	100		
5547	1	1	1	1	1	1	1	1	1	1	100		
5548	1	1	1	1	1	1	1	1	1	1	100		
5549	1	1	1	1	1	1	1	1	1	1	100		
5550	1	1	1	1	1	1	1	1	1	1	100		
5551	1	1	1	1	1	1	1	1	1	1	100		
5552	1	1	1	1	1	1	1	1	1	1	100		
5553	1	1	1	1	1	1	1	1	1	1	100		
5554	1	1	1	1	1	1	1	1	1	1	100		
5555	1	1	1	1	1	1	1	1	1	1	100		
5556	1	1	1	1	1	1	1	1	1	1	100		
5557	1	1	1	1	1	1	1	1	1	1	100		
5558	1	1	1	1	1	1	1	1	1	1	100		
5559	1	1	1	1	1	1	1	1	1	1	100		
5560.3	1	1	1	1	1	1	1	1	1	1	100		
5561.1	1	1	1	1	1	1	1	1	1	1	100		
5562.3	1	1	1	1	1	1	1	1	1	1	100		
5563.1	1	1	1	1	1	1	1	1	1	1	100		
5564.3	1	1	1	1	1	1	1	1	1	1	100		
5565.1	1	1	1	1	1	1	1	1	1	1	100		
5565.5	1	1	1	1	1	1	1	1	1	1	100		
5565.5	1	1	1	1	1	1	1	1	1	1	100		
5565.5	1	1	1	1	1	1	1	1	1	1	100		
5565.5	1	1	1	1	1	1	1	1	1	1	100		
5565.5	1	1	1	1	1	1	1	1	1	1	100		

USA Bin 5 Radar (cont)



Radars Frequency	DFS Detection Trials (1=Detection, Blank= No Detection)										Detection Rate (%)	Detection Bandwidth (MHz)	Limit (MHz)
	1	2	3	4	5	6	7	8	9	10			
5490	1	1	1	1	1	1	1	1	1	1	100	80	75
5491	1	1	1	1	1	1	1	1	1	1	100		
5492	1	1	1	1	1	1	1	1	1	1	100		
5493	1	1	1	1	1	1	1	1	1	1	100		
5494	1	1	1	1	1	1	1	1	1	1	100		
5495	1	1	1	1	1	1	1	1	1	1	100		
5496	1	1	1	1	1	1	1	1	1	1	100		
5497	1	1	1	1	1	1	1	1	1	1	100		
5498	1	1	1	1	1	1	1	1	1	1	100		
5499	1	1	1	1	1	1	1	1	1	1	100		
5500	1	1	1	1	1	1	1	1	1	1	100		
5501	1	1	1	1	1	1	1	1	1	1	100		
5502	1	1	1	1	1	1	1	1	1	1	100		
5503	1	1	1	1	1	1	1	1	1	1	100		
5504	1	1	1	1	1	1	1	1	1	1	100		
5505	1	1	1	1	1	1	1	1	1	1	100		
5506	1	1	1	1	1	1	1	1	1	1	100		
5507	1	1	1	1	1	1	1	1	1	1	100		
5508	1	1	1	1	1	1	1	1	1	1	100		
5509	1	1	1	1	1	1	1	1	1	1	100		
5510	1	1	1	1	1	1	1	1	1	1	100		
5511	1	1	1	1	1	1	1	1	1	1	100		
5512	1	1	1	1	1	1	1	1	1	1	100		
5513	1	1	1	1	1	1	1	1	1	1	100		
5514	1	1	1	1	1	1	1	1	1	1	100		
5515	1	1	1	1	1	1	1	1	1	1	100		
5516	1	1	1	1	1	1	1	1	1	1	100		
5517	1	1	1	1	1	1	1	1	1	1	100		
5518	1	1	1	1	1	1	1	1	1	1	100		
5519	1	1	1	1	1	1	1	1	1	1	100		
5520	1	1	1	1	1	1	1	1	1	1	100		
5521	1	1	1	1	1	1	1	1	1	1	100		
5522	1	1	1	1	1	1	1	1	1	1	100		
5523	1	1	1	1	1	1	1	1	1	1	100		
5524	1	1	1	1	1	1	1	1	1	1	100		
5525	1	1	1	1	1	1	1	1	1	1	100		
5526	1	1	1	1	1	1	1	1	1	1	100		
5527	1	1	1	1	1	1	1	1	1	1	100		
5528	1	1	1	1	1	1	1	1	1	1	100		
5529	1	1	1	1	1	1	1	1	1	1	100		

USA Frequency Hopping Radar



Radars Frequency	DFS Detection Trials (1=Detection, Blank= No Detection)										Detection Rate (%)	Detection Bandwidth (MHz)	Limit (MHz)
	1	2	3	4	5	6	7	8	9	10			
5530	1	1	1	1	1	1	1	1	1	1	100	80	75
5531	1	1	1	1	1	1	1	1	1	1	100		
5532	1	1	1	1	1	1	1	1	1	1	100		
5533	1	1	1	1	1	1	1	1	1	1	100		
5534	1	1	1	1	1	1	1	1	1	1	100		
5535	1	1	1	1	1	1	1	1	1	1	100		
5536	1	1	1	1	1	1	1	1	1	1	100		
5537	1	1	1	1	1	1	1	1	1	1	100		
5538	1	1	1	1	1	1	1	1	1	1	100		
5539	1	1	1	1	1	1	1	1	1	1	100		
5540	1	1	1	1	1	1	1	1	1	1	100		
5541	1	1	1	1	1	1	1	1	1	1	100		
5542	1	1	1	1	1	1	1	1	1	1	100		
5543	1	1	1	1	1	1	1	1	1	1	100		
5544	1	1	1	1	1	1	1	1	1	1	100		
5545	1	1	1	1	1	1	1	1	1	1	100		
5546	0	1	1	1	1	1	1	1	1	1	90		
5547	1	1	1	1	1	1	1	1	1	1	100		
5548	1	1	1	1	1	1	1	1	1	1	100		
5549	1	1	1	1	1	1	1	1	1	1	100		
5550	1	1	1	1	1	1	1	1	1	1	100		
5551	1	1	1	1	1	1	1	1	1	1	100		
5552	1	1	1	1	1	1	1	1	1	1	100		
5553	1	1	1	1	1	1	1	1	1	1	100		
5554	1	1	1	1	1	1	1	1	1	1	100		
5555	1	1	1	1	1	1	1	1	1	1	100		
5556	1	1	1	1	1	1	1	1	1	1	100		
5557	1	1	1	1	1	1	1	1	1	1	100		
5558	1	1	1	1	1	1	1	1	1	1	100		
5559	1	1	1	1	1	1	1	1	1	1	100		
5560	1	1	1	1	1	1	1	1	1	1	100		
5561	1	1	1	1	1	1	1	1	1	1	100		
5562	1	1	1	1	1	1	1	1	1	1	100		
5563	1	1	1	1	1	1	1	1	1	1	100		
5564	1	1	1	1	1	1	1	1	1	1	100		
5565	1	1	1	1	1	1	1	1	1	1	100		
5566	1	1	1	1	1	1	1	1	1	1	100		
5567	1	1	1	1	1	1	1	1	1	1	100		
5568	1	1	1	1	1	1	1	1	1	1	100		
5569	1	1	1	1	1	1	1	1	1	1	100		
5570	1	1	1	1	1	1	1	1	1	1	100		

USA Frequency Hopping Radar (cont)



B.3 Initial Channel Availability Check Time

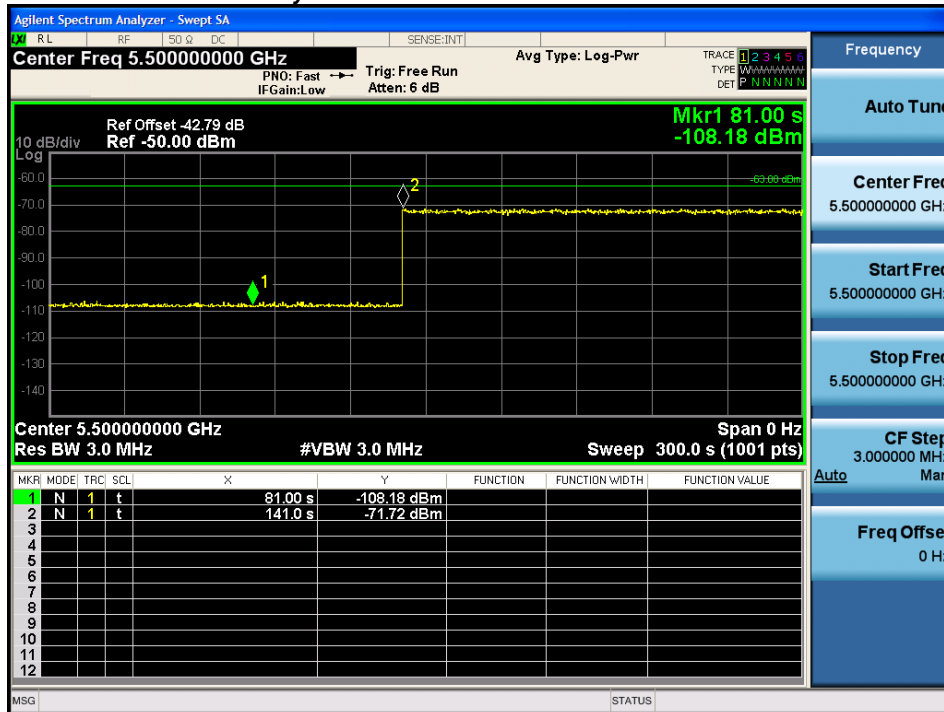
The tests that the UUT does not emit beacon, control, or data signals on the test Channel until the power-up sequence has been completed and the U-NII device checks for Radar Waveforms for one minute on the test Channel. This test does not use any Radar Waveforms.

The U-NII device is powered on and instructed to operate at 5500 MHz. At the same time the UUT is powered on, the spectrum analyzer is set to zero span mode with a 3 MHz resolution bandwidth at 5500MHz with a 2.5 minute sweep time. The analyzer's sweep will be started the same time power is applied to the U-NII device.

The UUT should not transmit any beacon or data transmissions until at least 1 minute after the completion of the power-on cycle.

The initial power up time of the UUT is indicated by marker 1 in the plot. Initial beacons/data transmissions are indicated by marker 2.

Initial Channel Availability Check Time





B.4 Radar Burst at the Beginning of the Channel Availability Check Time

The steps below define the procedure to verify successful radar detection on the selected Channel during a period equal to the Channel Availability Check Time and avoidance of operation on that Channel when a radar Burst with a level equal to the DFS Detection Threshold + 1 dB (-63dBm) occurs at the beginning of the Channel Availability Check Time.

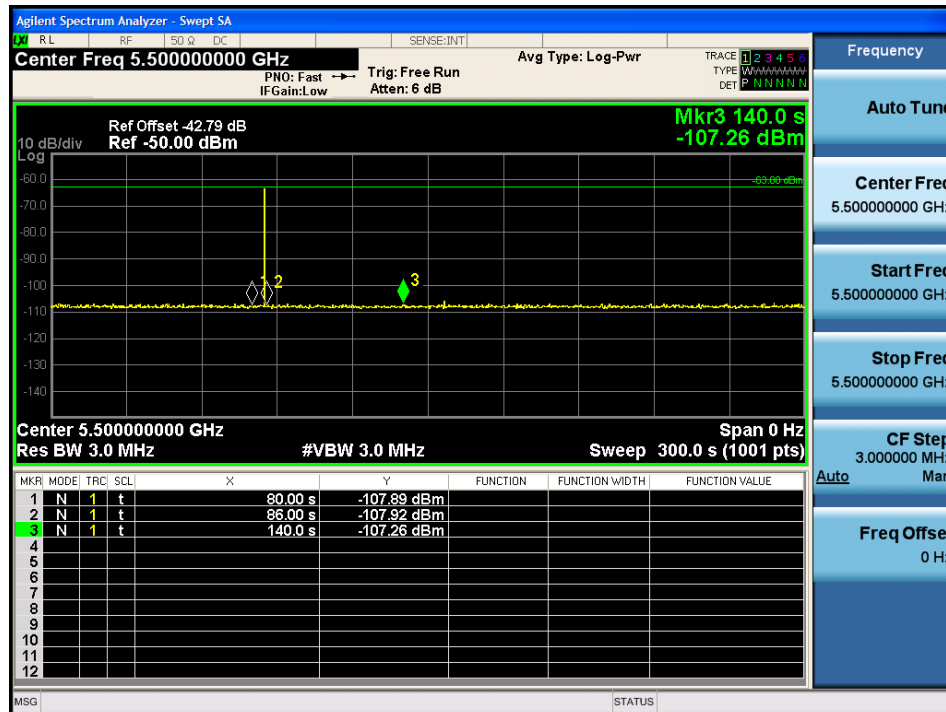
The UUT is powered on at T_0 . T_1 denotes the instant when the UUT has completed its power-up sequence. The Channel Availability Check Time commences at instant T_1 and will end no sooner than $T_1 + 60$ seconds.

A single Burst of short pulse of radar type 0 at -63 dBm will commence within a 6 second window starting at T_1 .

Visual indication on the UUT of successful detection of the radar Burst will be recorded and reported. Observation of emissions at 5500MHz will continue for 2.5 minutes after the radar Burst has been generated.

Verify that during the 2.5 minute measurement window no UUT transmissions occurred at 5500MHz.

Radar Burst at the Beginning of the Channel Availability Check Time





B.5 Radar Burst at the End of the Channel Availability Check Time

The steps below define the procedure to verify successful radar detection on the selected Channel during a period equal to the Channel Availability Check Time and avoidance of operation on that Channel when a radar Burst with a level equal to the DFS Detection Threshold + 1 dB (-63dBm) occurs at the end of the Channel Availability Check Time.

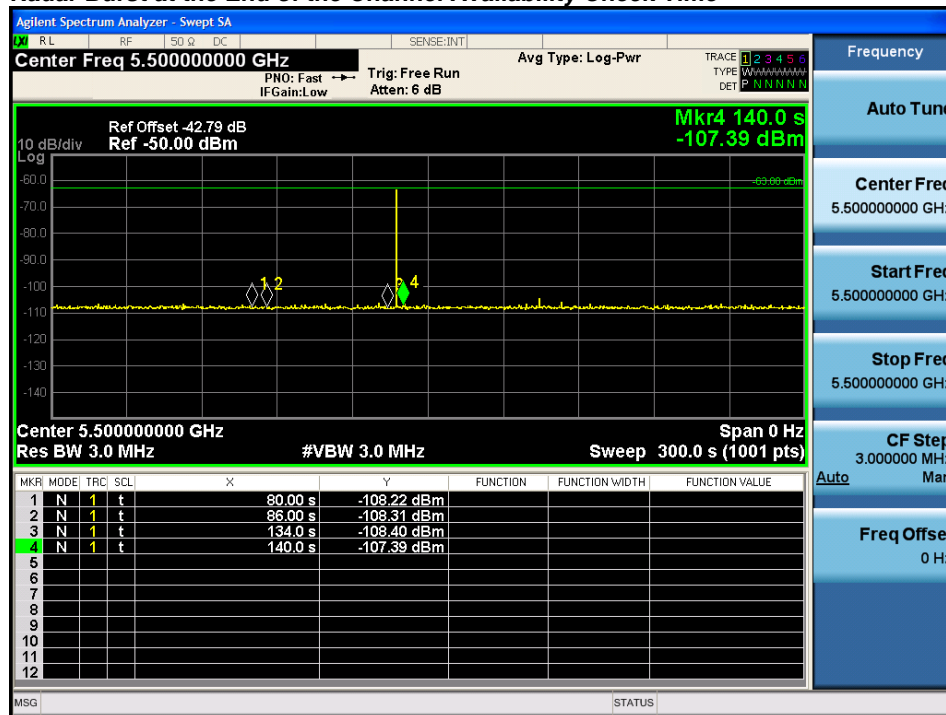
The UUT is powered on at T_0 . T_1 denotes the instant when the UUT has completed its power-up sequence. The Channel Availability Check Time commences at instant T_1 and will end no sooner than $T_1 + 60$ seconds.

A single Burst of short pulse of radar type 0 at -63 dBm will commence within a 6 second window starting at $T_1 + 54$ seconds.

Visual indication on the UUT of successful detection of the radar Burst will be recorded and reported. Observation of emissions at 5500MHz will continue for 2.5 minutes after the radar Burst has been generated.

Verify that during the 2.5 minute measurement window no UUT transmissions occurred at 5500MHz.

Radar Burst at the End of the Channel Availability Check Time





B.6 In-Service Monitoring for Channel Move Time, Channel Closing Transmission Time and Non-Occupancy Period

These tests define how the following DFS parameters are verified during In-Service Monitoring; Channel Closing Transmission Time, Channel Move Time, and Non-Occupancy Period.

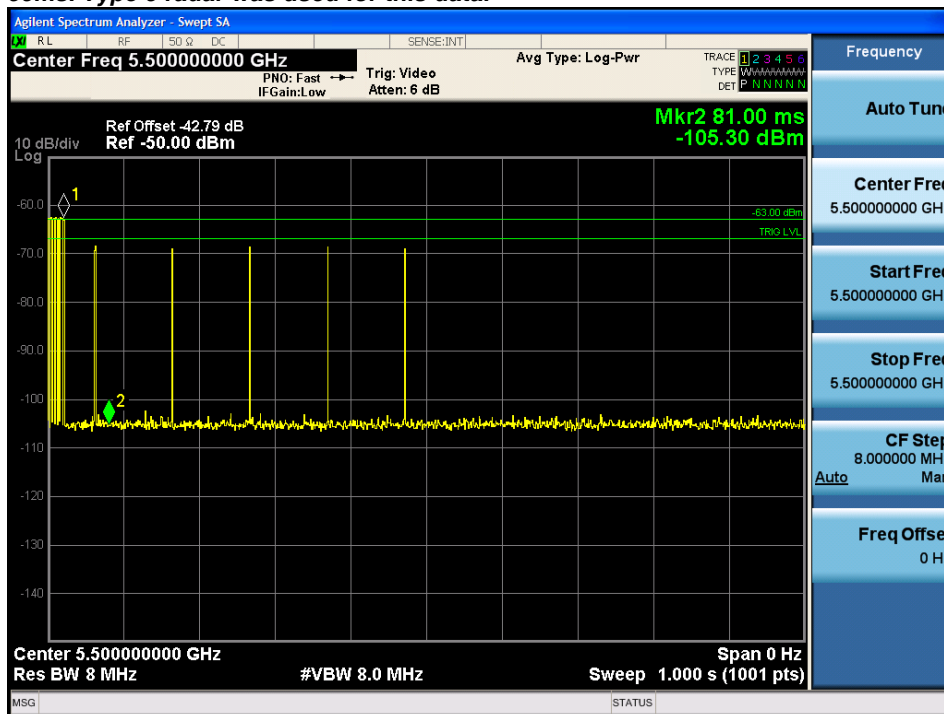
The steps below define the procedure to determine the above mentioned parameters when a radar Burst with a level equal to the DFS Detection Threshold + 1dB (-63dBm) is generated on the Operating Channel of the U-NII device.

A U-NII device operating as a Client Device will associate with the UUT (Master) at 5500 MHz. Stream the MPEG test file from the Master Device to the Client Device on the selected Channel for the entire period of the test.

At time T_0 the Radar Waveform generator sends a Burst of pulses for radar type 0 at -63dBm.

Observe the transmissions of the UUT at the end of the radar Burst on the Operating Channel for duration greater than 10 seconds. Measure and record the transmissions from the UUT during the observation time (Channel Move Time). Compare the Channel Move Time and Channel Closing Transmission Time results to the limits defined in the *DFS Response requirement values table*.

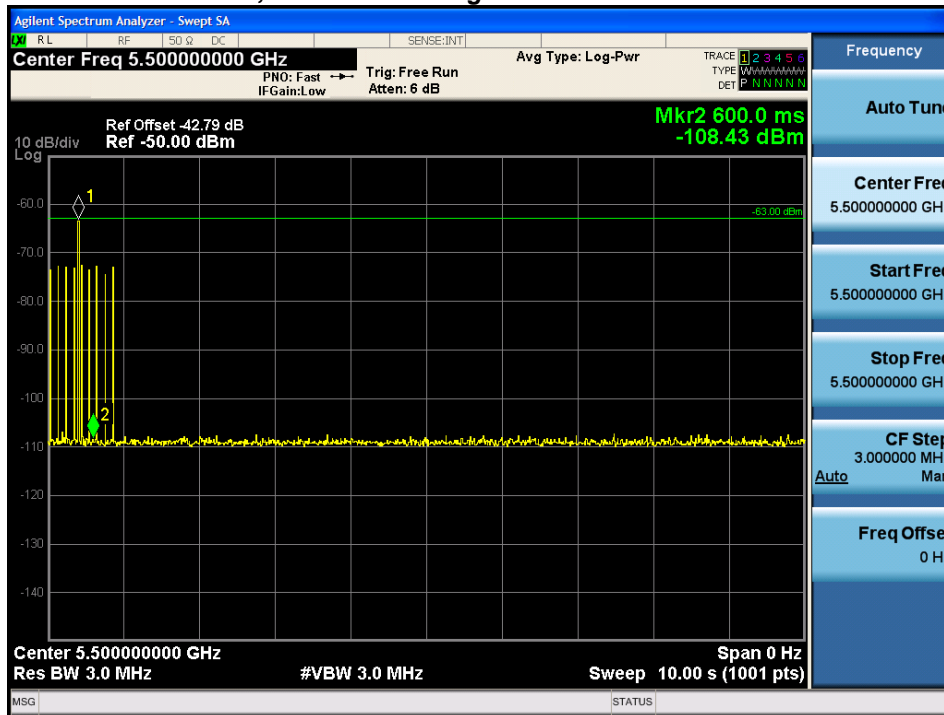
Marker 1 indicates the end of the radar pulse, Marker 2 is equal to Marker1 + 50ms. The plot demonstrates a closing time of 50ms or less. The aggregate beacons are visually verified less than 60ms. Type 0 radar was used for this data.



Channel Close time of 50ms



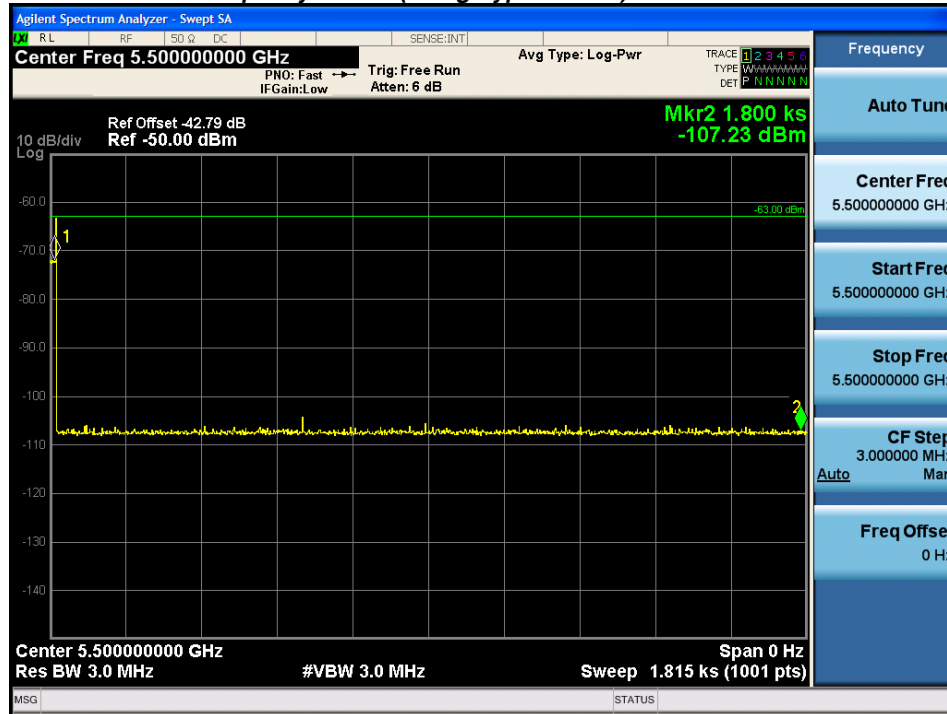
Channel Move Time, Channel Closing Transmission Time for





Measure the UUT for more than 30 minutes following the channel close/move time to verify that the UUT does not resume any transmissions on this Channel.

30 Minute Non-Occupancy Period (using Type 0 radar)



B.7 Statistical Performance Check

The steps below define the procedure to determine the minimum percentage of detection when a radar burst with a level equal to the DFS Detection Threshold + 1 dB (-63dBm) is generated on the Operating Channel of the U-NII device.

A U-NII device operating as a Client Device will associate with the UUT (Master) at 5500 MHz. Stream the MPEG test file from the Master Device to the Client Device on the selected Channel for the entire period of the test.

The Radar Waveform generator sends the individual waveform for each of the radar types 1-6 at -63dbm. Statistical data will be gathered to determine the ability of the device to detect the radar test waveforms. The device can utilize a test mode to demonstrate when detection occurs to prevent the need to reset the device between trial runs. The percentage of successful detection is calculated by:

$$\frac{\text{TotalWaveformDetections}}{\text{TotalWaveformTrials}} \times 100 = \text{Probability of Detection Radar Waveform}$$

The Minimum number of trails, minimum percentage of successful detection and the average minimum percentage of successful detection are found in the *Radar Test Waveforms* section.

KDB 905462 D02 UNII DFS compliance procedure New Rules v02:

Frequencies selected for statistical performance check (Section 7.8.4) should include several frequencies within the radar detection bandwidth and frequencies near the edge of the radar detection bandwidth. For 802.11 devices it is suggested to select frequencies in each of the bonded 20 MHz channels and the channel center frequency.

Statistical Performance Check

1. One frequency will be chosen from the *Operating Channels* of the UUT within the 5250-5350 MHz or 5470-5725 MHz bands
2. In case the UUT is a U-NII device operating as a *Client Device* (with or without Radar Detection), a U-NII device operating as a *Master Device* will be used to allow the UUT (Client device) to *Associate* with the *Master Device*. In case the UUT is a *Master Device*, a U-NII device operating as a *Client Device* will be used and it is assumed that the Client will *Associate* with the UUT (Master). In both cases for conducted tests, the *Radar Waveform* generator will be connected to the *Master Device*. For radiated tests, the emissions of the *Radar Waveform* generator will be directed towards the *Master Device*. If the *Master Device* has antenna gain, the main beam of the antenna will be directed toward the radar emitter. Vertical polarization is used for testing.
3. Stream the channel loading test file from the *Master Device* to the Client Device on the test *Channel* for the entire period of the test.
4. At time T_0 the *Radar Waveform* generator sends the individual waveform for each of the Radar Types 1- 6 in **Tables 5-7**, at levels defined in **Table 3**, on the *Operating Channel*. An additional 1 dB is added to the radar test signal to ensure it is at or above the *DFS Detection Threshold*, accounting for equipment variations/errors.
5. Observe the transmissions of the UUT at the end of the Burst on the Operating Channel for duration greater than 10 seconds for Radar Type 0 to ensure detection occurs.
6. Observe the transmissions of the UUT at the end of the Burst on the Operating Channel for duration greater than 22 seconds for Long Pulse Radar Type 5 to ensure detection occurs.

7. In case the UUT is a U-NII device operating as a Client Device with In-Service Monitoring, perform steps a) to f).

Short Radar Pulses Test

Once the performance requirements check is complete, statistical data will be gathered, to determine the ability of the device to detect the radar test waveforms (Short Pulse Radar Types 1-4) found in Table 5. The device can utilize a test mode to demonstrate when detection occurs to prevent the need to reset the device between trials. The percentage of successful detection is calculated by:

$$\frac{\text{TotalWaveformDetections}}{\text{TotalWaveformTrials}} \times 100 = \text{Probability of Detection Radar Waveform}$$

In addition an average minimum percentage of successful detection across all four Short pulse radar test waveforms is required and is calculated as follows:

$$\frac{P_d 1 + P_d 2 + P_d 3 + P_d 4}{4}$$

The minimum number of trails, minimum percentage of successful detection and the aggregate minimum percentage of successful detection are found in Table 5.

Long Pulse Radar Test

Statistical data will be gathered to determine the ability of the device to detect the Long Pulse Radar Type 5 found in Table 6. The device can utilize a test mode to demonstrate when detection occurs to prevent the need to reset the device between trials.

Three subsets of trials will be performed with a minimum of ten trials per subset. The subset of trials differ in where the Long Pulse Type 5 Signal is tuned in frequency:

- the Channel center frequency (Figure 18);
- tuned frequencies such that 90% of the Long Pulse Type 5 frequency modulation is within the low edge of the UUT Occupied Bandwidth (Figure 19); and
- tuned frequencies such that 90% of the Long Pulse Type 5 frequency modulation is within the high edge of the UUT Occupied Bandwidth (Figure 20).

For subset case 1: the center frequency of the signal generator will remain fixed at the center of the UUT Channel.

For subset case 2: to retain 90% frequency overlap between the radar signal and the UUT Occupied Bandwidth, the center frequency of the signal generator will vary for each of the ten trials in subset case 2. The center frequency of the signal generator for each trial is calculated by: $FL + (0.4 * \text{Chirp Width [in MHz]})$

For subset case 3: to retain 90% frequency overlap between the radar signal and the UUT *Occupied Bandwidth*, the center frequency of the signal generator will vary for each of the ten trials in subset case 3. The center frequency of the signal generator for each trial is calculated by $FH - (0.4 * \text{Chirp Width [in MHz]})$

Frequency Hopping Radar Test

Statistical data will be gathered to determine the ability of the device to detect the Frequency Hopping radar test signal (radar type 6) found in Table 7. The device can utilize a test mode to demonstrate when detection occurs to prevent the need to reset the device between trial runs.

**Test Channels:**

Channel 5500MHz 20MHz BW data see page 64
 Channel 5510MHz 40MHz BW data see page 79
 Channel 5530MHz 80MHz BW data see page 105

Channel 5500MHz, 20MHz BW, USA Bin 1A/1B Radar Statistical Performance

Trial	Radar Frequency	Pulses	PW (uS)	PRI (uS)	1=Detection 0=No Detection	Detection Percentage	Limit
1	5492	102	1	518	1	80.0%	60.0%
2	5492	83	1	638	1		
3	5492	81	1	658	1		
4	5492	86	1	618	1		
5	5492	62	1	858	0		
6	5492	59	1	898	1		
7	5495	72	1	738	1		
8	5495	57	1	938	1		
9	5495	83	1	638	1		
10	5495	59	1	898	1		
11	5495	58	1	918	1		
12	5495	89	1	598	1		
13	5500	57	1	938	1		
14	5500	89	1	598	1		
15	5500	65	1	818	1		
16	5500	77	1	689	0		
17	5500	29	1	1824	0		
18	5500	37	1	1445	1		
19	5505	77	1	688	1		
20	5505	26	1	2037	1		
21	5505	19	1	2828	0		
22	5505	82	1	645	1		
23	5505	26	1	2110	1		
24	5505	24	1	2286	1		
25	5508	30	1	1786	0		
26	5508	25	1	2139	1		
27	5508	30	1	1807	1		
28	5508	23	1	2324	1		
29	5508	24	1	2284	1		
30	5508	18	1	3008	0		


Channel 5500MHz, 20MHz BW, USA Bin 2 Radar Statistical Performance

Trial	Radar Frequency	Pulses	PW (uS)	PRI (uS)	1=Detection 0=No Detection	Detection Percentage	Limit
1	5492	25	1.8	225	1	86.7%	60.0%
2	5492	29	4.6	223	1		
3	5492	26	4.2	156	1		
4	5492	26	2	172	1		
5	5492	29	3.1	165	1		
6	5492	24	3.1	161	1		
7	5495	24	1.9	172	1		
8	5495	28	3.8	205	1		
9	5495	23	4.4	226	1		
10	5495	23	2.4	195	1		
11	5495	29	1.1	230	1		
12	5495	23	1.2	227	1		
13	5500	26	3.9	181	1		
14	5500	24	3.2	197	0		
15	5500	27	3.1	226	1		
16	5500	28	2.8	161	1		
17	5500	26	2.9	230	1		
18	5500	25	2.6	187	1		
19	5505	29	3.6	189	1		
20	5505	26	2.9	153	1		
21	5505	27	1.6	212	0		
22	5505	26	3.5	179	1		
23	5505	26	3.2	163	1		
24	5505	28	2.3	167	1		
25	5508	23	3.1	175	0		
26	5508	25	4.2	194	1		
27	5508	29	1.2	191	1		
28	5508	29	4.8	179	0		
29	5508	28	4.1	155	1		
30	5508	25	3.4	200	1		


Channel 5500MHz, 20MHz BW, USA Bin 3 Radar Statistical Performance

Trial	Radar Frequency	Pulses	PW (uS)	PRI (uS)	1=Detection 0=No Detection	Detection Percentage	Limit
1	5492	17	9.5	383	1	80.0%	60.0%
2	5492	17	9.2	274	0		
3	5492	16	7.9	387	1		
4	5492	16	9.8	488	1		
5	5492	18	6.4	253	1		
6	5492	16	8	485	0		
7	5495	18	10	206	1		
8	5495	18	7.2	206	0		
9	5495	16	7.8	410	1		
10	5495	17	8.5	475	1		
11	5495	16	6.5	317	1		
12	5495	18	8.5	211	1		
13	5500	17	6.7	466	1		
14	5500	16	9.8	400	1		
15	5500	18	7.9	242	1		
16	5500	16	7.1	250	0		
17	5500	18	9.2	382	1		
18	5500	16	8.3	322	1		
19	5505	16	8	412	1		
20	5505	16	6.5	310	1		
21	5505	18	8	394	1		
22	5505	16	9.4	443	1		
23	5505	16	9.3	260	0		
24	5505	18	8.8	430	1		
25	5508	18	8	315	1		
26	5508	18	9.2	224	1		
27	5508	17	9.4	303	0		
28	5508	17	6.1	323	1		
29	5508	17	9.8	481	1		
30	5508	18	9	261	1		

Channel 5500MHz, 20MHz BW, USA Bin 4 Radar Statistical Performance

Trial	Radar Frequency	Pulses	PW (uS)	PRI (uS)	1=Detection 0=No Detection	Detection Percentage	Limit
1	5492	14	12.2	401	1	86.7%	60.0%
2	5492	12	19.3	343	1		
3	5492	13	16.3	237	1		
4	5492	16	15.9	349	0		
5	5492	16	19.5	460	1		
6	5492	16	13.3	354	1		
7	5495	12	14.9	229	1		
8	5495	16	11.9	245	0		
9	5495	15	12.7	273	1		
10	5495	15	11.6	205	1		
11	5495	14	12.1	298	1		
12	5495	16	17.7	350	0		
13	5500	13	17	400	1		
14	5500	13	16.3	307	1		
15	5500	12	14.4	335	1		
16	5500	12	13.8	481	1		
17	5500	14	17.3	491	1		
18	5500	13	12.3	323	1		
19	5505	16	14.4	230	1		
20	5505	15	16	480	1		
21	5505	12	13	467	1		
22	5505	12	12.6	479	1		
23	5505	16	14	454	1		
24	5505	14	12.2	478	1		
25	5508	15	11.3	381	1		
26	5508	13	11.6	253	1		
27	5508	16	18	332	0		
28	5508	15	14	446	1		
29	5508	16	15.1	497	1		
30	5508	12	14.4	381	1		

In addition an average minimum percentage of successful detection across all four Short pulse radar test waveforms is required and is calculated as follows:

$$\frac{P_d 1 + P_d 2 + P_d 3 + P_d 4}{4} = (80.0\% + 86.7\% + 80.0\% + 86.7\%) / 4 = 83.3\% > 80\%$$



*See the Bin5 Radar Characteristics at the end of this report.

Channel 5500MHz, 20MHz, USA Bin 5 Radar Statistical Performance

Trial #	Name	1=Detection 0=No Detection	Detection Percentage	Limit
1	USA Bin 5 Radar Test 1	1	100.0%	80.0%
2	USA Bin 5 Radar Test 2	1		
3	USA Bin 5 Radar Test 3	1		
4	USA Bin 5 Radar Test 4	1		
5	USA Bin 5 Radar Test 5	1		
6	USA Bin 5 Radar Test 6	1		
7	USA Bin 5 Radar Test 7	1		
8	USA Bin 5 Radar Test 8	1		
9	USA Bin 5 Radar Test 9	1		
10	USA Bin 5 Radar Test 10	1		
11	USA Bin 5 Radar Test 11	1		
12	USA Bin 5 Radar Test 12	1		
13	USA Bin 5 Radar Test 13	1		
14	USA Bin 5 Radar Test 14	1		
15	USA Bin 5 Radar Test 15	1		
16	USA Bin 5 Radar Test 16	1		
17	USA Bin 5 Radar Test 17	1		
18	USA Bin 5 Radar Test 18	1		
19	USA Bin 5 Radar Test 19	1		
20	USA Bin 5 Radar Test 20	1		
21	USA Bin 5 Radar Test 21	1		
22	USA Bin 5 Radar Test 22	1		
23	USA Bin 5 Radar Test 23	1		
24	USA Bin 5 Radar Test 24	1		
25	USA Bin 5 Radar Test 25	1		
26	USA Bin 5 Radar Test 26	1		
27	USA Bin 5 Radar Test 27	1		
28	USA Bin 5 Radar Test 28	1		
29	USA Bin 5 Radar Test 29	1		
30	USA Bin 5 Radar Test 30	1		



USA Bin 5 Trial #1							
Burst #	Pulses	Frequency (MHz)	Chirp (MHz)	PW (uS)	Inter-pulse spacing (uS)	Inter-pulse spacing (uS)	Pulse Start (S)
1	1	5493.9	6	95			0.039064
2	1	5493.9	6	70			1.800911
3	1	5493.9	6	55			2.965472
4	2	5493.9	6	90	1998		4.582198
5	3	5493.9	6	80	1522	1077	5.980624
6	3	5493.9	6	90	1811	1084	7.353834
7	1	5493.9	6	85			8.629498
8	3	5493.9	6	100	1392	1171	10.427321
9	2	5493.9	6	60	1150		10.934185
USA Bin 5 Trial #2							
Burst #	Pulses	Frequency (MHz)	Chirp (MHz)	PW (uS)	Inter-pulse spacing (uS)	Inter-pulse spacing (uS)	Pulse Start (S)
1	2	5496.7	13	55	1409		0.276432
2	3	5496.7	13	75	1464	1939	2.151556
3	1	5496.7	13	70			2.523918
4	2	5496.7	13	100	1300		4.320646
5	3	5496.7	13	90	1859	1635	4.624279
6	3	5496.7	13	100	1859	1625	5.888806
7	2	5496.7	13	85	1690		7.040008
8	2	5496.7	13	90	1609		8.586508
9	1	5496.7	13	95			9.038024
10	2	5496.7	13	50	1727		10.464947
11	3	5496.7	13	65	1246	1690	11.189223
USA Bin 5 Trial #3							
Burst #	Pulses	Frequency (MHz)	Chirp (MHz)	PW (uS)	Inter-pulse spacing (uS)	Inter-pulse spacing (uS)	Pulse Start (S)
1	2	5495.1	9	60	1802		0.553741
2	2	5495.1	9	50	1917		2.347905
3	1	5495.1	9	55			3.713521
4	2	5495.1	9	75	1083		5.204393
5	1	5495.1	9	90			6.084218
6	2	5495.1	9	50	1626		7.939934
7	1	5495.1	9	90			9.952136
8	1	5495.1	9	60			11.527747
USA Bin 5 Trial #4							
Burst #	Pulses	Frequency (MHz)	Chirp (MHz)	PW (uS)	Inter-pulse spacing (uS)	Inter-pulse spacing (uS)	Pulse Start (S)
1	2	5493.9	6	50	1882		0.333892
2	2	5493.9	6	95	1389		1.263913
3	1	5493.9	6	80			3.180456
4	3	5493.9	6	90	1521	1552	4.418928
5	2	5493.9	6	50	1003		5.790098
6	2	5493.9	6	65	1905		6.060505
7	2	5493.9	6	95	1312		7.615753
8	1	5493.9	6	70			8.908847
9	3	5493.9	6	90	1849	1236	10.730804
10	1	5493.9	6	65			11.674536
USA Bin 5 Trial #5							
Burst #	Pulses	Frequency (MHz)	Chirp (MHz)	PW (uS)	Inter-pulse spacing (uS)	Inter-pulse spacing (uS)	Pulse Start (S)
1	3	5497.9	16	100	1931	1008	1.489224
2	3	5497.9	16	100	1571		2.420551
3	3	5497.9	16	100	1705	1419	4.373871
4	1	5497.9	16	70			5.777913
5	1	5497.9	16	95			7.140937
6	2	5497.9	16	80	1113		8.415083
7	1	5497.9	16	85			10.188532
8	3	5497.9	16	60	1144	1819	11.306351
USA Bin 5 Trial #6							
Burst #	Pulses	Frequency (MHz)	Chirp (MHz)	PW (uS)	Inter-pulse spacing (uS)	Inter-pulse spacing (uS)	Pulse Start (S)
1	1	5496.7	13	90			0.393123
2	2	5496.7	13	100	1005		1.175791
3	1	5496.7	13	60			2.307177
4	1	5496.7	13	65			3.106678
5	1	5496.7	13	100			3.240191
6	3	5496.7	13	70	1158	1105	4.327377
7	3	5496.7	13	50	1456	1502	5.346335
8	3	5496.7	13	95	1662	1238	5.904492
9	2	5496.7	13	85	1025		7.090517
10	2	5496.7	13	65	1262		7.876983
11	1	5496.7	13	95			8.100194
12	2	5496.7	13	50	1579		8.917478
13	3	5496.7	13	95	1906	1799	9.641878
14	2	5496.7	13	55	1489		11.147391
15	2	5496.7	13	90	1620		11.521649



USA Bin 5 Trial #7							
Burst #	Pulses	Frequency (MHz)	Chirp (MHz)	PW (uS)	Inter-pulse spacing (uS)	Inter-pulse spacing (uS)	Pulse Start (S)
1	3	5497.9	16	90	1341	1838	0.295935
2	2	5497.9	16	60	1525		2.343393
3	1	5497.9	16	90			2.890391
4	3	5497.9	16	100	1638	1529	4.361097
5	1	5497.9	16	90			5.684015
6	1	5497.9	16	75			6.471176
7	3	5497.9	16	55	1662	1653	7.994864
8	3	5497.9	16	90	1028	1867	8.47805
9	1	5497.9	16	100			9.871836
10	3	5497.9	16	55	1761	1045	11.295308

USA Bin 5 Trial #8							
Burst #	Pulses	Frequency (MHz)	Chirp (MHz)	PW (uS)	Inter-pulse spacing (uS)	Inter-pulse spacing (uS)	Pulse Start (S)
1	2	5497.5	15	95	1337		0.244204
2	2	5497.5	15	95	1490		1.197965
3	1	5497.5	15	65			2.057231
4	2	5497.5	15	80	1433		2.465536
5	1	5497.5	15	65			3.54061
6	3	5497.5	15	95	1622	1052	4.725697
7	2	5497.5	15	90	1082		5.383665
8	2	5497.5	15	60	1003		6.244219
9	2	5497.5	15	65	1691		6.863138
10	3	5497.5	15	55	1081	1589	7.878721
11	2	5497.5	15	100	1713		8.309891
12	3	5497.5	15	85	1889	1871	9.375772
13	1	5497.5	15	100			10.153258
14	3	5497.5	15	85	1331	1503	10.53781
15	1	5497.5	15	85			11.631448

USA Bin 5 Trial #9							
Burst #	Pulses	Frequency (MHz)	Chirp (MHz)	PW (uS)	Inter-pulse spacing (uS)	Inter-pulse spacing (uS)	Pulse Start (S)
1	1	5497.1	14	50			0.810745
2	3	5497.1	14	85	1468	1468	1.705098
3	1	5497.1	14	100			2.238486
4	1	5497.1	14	75			3.906337
5	2	5497.1	14	60	1078		4.072783
6	1	5497.1	14	85			5.366086
7	3	5497.1	14	70	1301	1633	6.845553
8	2	5497.1	14	60	1491		7.023497
9	1	5497.1	14	100			8.028997
10	1	5497.1	14	80			9.45303
11	2	5497.1	14	95	1923		10.430546
12	3	5497.1	14	75	1277	1627	11.001452

USA Bin 5 Trial #10							
Burst #	Pulses	Frequency (MHz)	Chirp (MHz)	PW (uS)	Inter-pulse spacing (uS)	Inter-pulse spacing (uS)	Pulse Start (S)
1	1	5497.1	14	55			0.549811
2	1	5497.1	14	75			1.619347
3	1	5497.1	14	50			2.632769
4	3	5497.1	14	95	1392	1852	4.154804
5	1	5497.1	14	80			5.908451
6	3	5497.1	14	95	1773	1418	6.801326
7	1	5497.1	14	75			7.450576
8	2	5497.1	14	75	1340		8.899164
9	3	5497.1	14	85	1052	1777	9.67367
10	1	5497.1	14	75			11.529043

USA Bin 5 Trial #11							
Burst #	Pulses	Frequency (MHz)	Chirp (MHz)	PW (uS)	Inter-pulse spacing (uS)	Inter-pulse spacing (uS)	Pulse Start (S)
1	2	5500	11	100	1762		0.259825
2	2	5500	11	55	1994		1.610305
3	2	5500	11	50	1388		2.489473
4	1	5500	11	50			2.711781
5	1	5500	11	70			4.284401
6	3	5500	11	75	1782	1571	4.315869
7	2	5500	11	55	1595		5.976979
8	2	5500	11	95	1770		6.454014
9	2	5500	11	75	1919		7.001339
10	3	5500	11	60	1931	1649	8.22155
11	1	5500	11	70			8.658836
12	3	5500	11	75	1582	1386	9.889807
13	3	5500	11	100	1922	1338	10.899636
14	3	5500	11	95	1940	1383	11.744834

USA Bin 5 Trial #12							
Burst #	Pulses	Frequency (MHz)	Chirp (MHz)	PW (uS)	Inter-pulse spacing (uS)	Inter-pulse spacing (uS)	Pulse Start (S)



1	2	5500	11	100	1535		0.173352
2	1	5500	11	100			0.913458
3	2	5500	11	90	1949		1.467776
4	2	5500	11	95	1464		2.057243
5	2	5500	11	75	1630		2.656551
6	3	5500	11	95	1294	1645	3.452258
7	1	5500	11	70			3.762037
8	3	5500	11	55	1486	1082	4.238217
9	3	5500	11	70	1938	1529	5.363357
10	1	5500	11	95			5.551729
11	2	5500	11	50	1097		6.157972
12	1	5500	11	100			7.141522
13	3	5500	11	95	1876	1357	7.615045
14	2	5500	11	95	1951		8.092641
15	3	5500	11	60	1625	1816	8.802754
16	1	5500	11	80			9.17448
17	3	5500	11	80	1437	1252	9.66853
18	1	5500	11	85			10.582281
19	3	5500	11	95	1629	1464	10.858205
20	1	5500	11	100			11.468876

USA Bin 5 Trial #13

Burst #	Pulses	Frequency (MHz)	Chirp (MHz)	PW (uS)	Inter-pulse spacing (uS)	Inter-pulse spacing (uS)	Pulse Start (S)
1	2	5500	7	100	1999		1.004257
2	3	5500	7	65	1915	1126	1.960627
3	1	5500	7	80			2.681826
4	1	5500	7	85			5.011383
5	2	5500	7	50	1614		6.247666
6	2	5500	7	65	1962		7.527519
7	2	5500	7	90	1001		8.97493
8	1	5500	7	65			9.539403
9	2	5500	7	80	1461		11.739487

USA Bin 5 Trial #14

Burst #	Pulses	Frequency (MHz)	Chirp (MHz)	PW (uS)	Inter-pulse spacing (uS)	Inter-pulse spacing (uS)	Pulse Start (S)
1	1	5500	12	50			0.682406
2	1	5500	12	65			1.298853
3	1	5500	12	85			2.704689
4	2	5500	12	90	1894		3.259316
5	3	5500	12	95	1332	1077	4.354549
6	1	5500	12	55			5.637118
7	3	5500	12	80	1407	1111	6.620047
8	1	5500	12	85			7.806292
9	3	5500	12	65	1595	1245	8.935548
10	1	5500	12	95			9.294284
11	1	5500	12	80			10.28838
12	1	5500	12	80			11.663497

USA Bin 5 Trial #15

Burst #	Pulses	Frequency (MHz)	Chirp (MHz)	PW (uS)	Inter-pulse spacing (uS)	Inter-pulse spacing (uS)	Pulse Start (S)
1	2	5500	9	100	1646		0.09516
2	1	5500	9	75			0.838257
3	2	5500	9	80	1853		1.404617
4	3	5500	9	80	1830	1199	2.285092
5	2	5500	9	75	1349		3.029309
6	3	5500	9	50	1614	1205	3.160869
7	2	5500	9	65	1319		4.208743
8	3	5500	9	85	1824	1117	4.942453
9	1	5500	9	50			5.448917
10	2	5500	9	80	1730		5.722339
11	2	5500	9	50	1087		6.711039
12	2	5500	9	90	1446		7.018918
13	3	5500	9	55	1394	1759	7.843874
14	1	5500	9	50			8.563104
15	2	5500	9	50	1493		8.955646
16	3	5500	9	95	1989	1292	9.578238
17	2	5500	9	90	1409		10.563264
18	1	5500	9	55			11.185188
19	1	5500	9	95			11.851113

USA Bin 5 Trial #16

Burst #	Pulses	Frequency (MHz)	Chirp (MHz)	PW (uS)	Inter-pulse spacing (uS)	Inter-pulse spacing (uS)	Pulse Start (S)
1	3	5500	11	85	1808	1103	0.528238
2	2	5500	11	55	1725		1.969328
3	2	5500	11	70	1711		2.409349
4	2	5500	11	85	1319		3.459014
5	3	5500	11	55	1521	1600	4.979854
6	1	5500	11	85			5.750562
7	1	5500	11	95			6.599143



8	3	5500	11	85	1589	1890	8.630028
9	3	5500	11	75	1564	1096	9.726765
10	3	5500	11	65	1320	1631	10.200541
11	1	5500	11	65			11.763543
USA Bin 5 Trial #17							
Burst #	Pulses	Frequency (MHz)	Chirp (MHz)	PW (uS)	Inter-pulse spacing (uS)	Inter-pulse spacing (uS)	Pulse Start (S)
1	1	5500	18	85			0.687715
2	2	5500	18	85	1155		1.803758
3	2	5500	18	85	1524		3.23188
4	3	5500	18	75	1925	1388	4.93919
5	2	5500	18	60	1054		5.394582
6	2	5500	18	95	1935		6.775385
7	2	5500	18	90	1810		8.506036
8	3	5500	18	65	1970	1414	10.4943
9	1	5500	18	80			11.479945
USA Bin 5 Trial #18							
Burst #	Pulses	Frequency (MHz)	Chirp (MHz)	PW (uS)	Inter-pulse spacing (uS)	Inter-pulse spacing (uS)	Pulse Start (S)
1	1	5500	7	100			0.448239
2	3	5500	7	75	1569	1693	1.025254
3	1	5500	7	65			1.714579
4	1	5500	7	60			2.231783
5	1	5500	7	100			3.119261
6	3	5500	7	70	1951	1032	3.706588
7	3	5500	7	65	1716	1834	4.391
8	2	5500	7	75	1858		4.913682
9	3	5500	7	85	1326	1183	5.188023
10	1	5500	7	95			5.903278
11	1	5500	7	70			6.436608
12	3	5500	7	65	1676	1360	7.531374
13	2	5500	7	65	1188		7.8247
14	1	5500	7	60			8.501454
15	3	5500	7	100	1261	1814	9.34065
16	1	5500	7	80			9.876967
17	3	5500	7	50	1217	1897	10.425341
18	3	5500	7	70	1126	1483	10.826946
19	2	5500	7	100	1573		11.963149
USA Bin 5 Trial #19							
Burst #	Pulses	Frequency (MHz)	Chirp (MHz)	PW (uS)	Inter-pulse spacing (uS)	Inter-pulse spacing (uS)	Pulse Start (S)
1	1	5500	16	65			0.697112
2	1	5500	16	90			1.500634
3	1	5500	16	85			3.429692
4	3	5500	16	55	1736	1962	4.987592
5	3	5500	16	85	1910	1100	6.018823
6	1	5500	16	100			6.811201
7	1	5500	16	75			8.835743
8	1	5500	16	65			9.563435
9	3	5500	16	65	1475	1700	10.924489
USA Bin 5 Trial #20							
Burst #	Pulses	Frequency (MHz)	Chirp (MHz)	PW (uS)	Inter-pulse spacing (uS)	Inter-pulse spacing (uS)	Pulse Start (S)
1	1	5500	9	50			0.432413
2	2	5500	9	55	1359		0.620499
3	2	5500	9	70	1287		1.48702
4	2	5500	9	65	1219		2.110261
5	1	5500	9	85			2.780227
6	2	5500	9	85	1279		3.150143
7	1	5500	9	60			3.759796
8	2	5500	9	65	1080		4.732724
9	1	5500	9	60			4.848347
10	3	5500	9	70	1377	1700	5.553001
11	1	5500	9	55			6.313847
12	3	5500	9	90	1074	1562	6.98255
13	1	5500	9	80			7.236219
14	2	5500	9	90	1339		8.25961
15	3	5500	9	60	1382	1351	8.525424
16	1	5500	9	65			9.23133
17	3	5500	9	70	1245	1487	9.863713
18	1	5500	9	100			10.58427
19	3	5500	9	60	1070	1770	11.090259
20	2	5500	9	100	1158		11.717453
USA Bin 5 Trial #21							
Burst #	Pulses	Frequency (MHz)	Chirp (MHz)	PW (uS)	Inter-pulse spacing (uS)	Inter-pulse spacing (uS)	Pulse Start (S)
1	2	5502.9	14	55	1772		0.569126
2	2	5502.9	14	90	1288		0.823107
3	2	5502.9	14	60	1719		1.661256



4	3	5502.9	14	75	1914	1281	1.975203
5	1	5502.9	14	100			2.586651
6	2	5502.9	14	65	1348		3.328323
7	1	5502.9	14	100			4.078576
8	3	5502.9	14	70	1813	1072	4.597439
9	1	5502.9	14	100			5.328159
10	2	5502.9	14	85	1405		5.655327
11	1	5502.9	14	55			6.54627
12	1	5502.9	14	50			7.078698
13	3	5502.9	14	60	1094	1473	7.311514
14	1	5502.9	14	75			8.231359
15	2	5502.9	14	50	1043		8.837373
16	1	5502.9	14	90			9.56201
17	3	5502.9	14	90	1109	1259	10.14026
18	2	5502.9	14	60	1842		10.314849
19	3	5502.9	14	70	1459	1420	11.13593
20	1	5502.9	14	95			11.498397
USA Bin 5 Trial #22							
Burst #	Pulses	Frequency (MHz)	Chirp (MHz)	PW (uS)	Inter-pulse spacing (uS)	Inter-pulse spacing (uS)	Pulse Start (S)
1	1	5501.3	18	70			0.880897
2	2	5501.3	18	90	1778		2.064528
3	1	5501.3	18	75			4.478887
4	3	5501.3	18	70	1821	1192	5.510119
5	2	5501.3	18	60	1324		7.464765
6	1	5501.3	18	80			8.991922
7	3	5501.3	18	75	1514	1957	9.312169
8	2	5501.3	18	90	1880		10.527267
USA Bin 5 Trial #23							
Burst #	Pulses	Frequency (MHz)	Chirp (MHz)	PW (uS)	Inter-pulse spacing (uS)	Inter-pulse spacing (uS)	Pulse Start (S)
1	1	5502.9	14	60			0.908941
2	2	5502.9	14	50	1515		1.538831
3	1	5502.9	14	70			2.324777
4	3	5502.9	14	90	1567	1708	3.404048
5	3	5502.9	14	50	1649	1679	4.273221
6	1	5502.9	14	100			5.175111
7	2	5502.9	14	70	1385		6.085255
8	2	5502.9	14	95	1828		6.541939
9	3	5502.9	14	90	1923	1101	8.102989
10	1	5502.9	14	95			8.50128
11	1	5502.9	14	85			10.113059
12	1	5502.9	14	95			10.617574
13	2	5502.9	14	55	1779		11.359852
USA Bin 5 Trial #24							
Burst #	Pulses	Frequency (MHz)	Chirp (MHz)	PW (uS)	Inter-pulse spacing (uS)	Inter-pulse spacing (uS)	Pulse Start (S)
1	1	5504.1	11	95			1.435327
2	3	5504.1	11	55	1731	1143	1.981489
3	1	5504.1	11	60			4.271252
4	2	5504.1	11	60	1338		5.639598
5	3	5504.1	11	55	1358	1503	6.309343
6	3	5504.1	11	70	1640	1416	8.135309
7	1	5504.1	11	100			10.41466
8	1	5504.1	11	65			10.998881
USA Bin 5 Trial #25							
Burst #	Pulses	Frequency (MHz)	Chirp (MHz)	PW (uS)	Inter-pulse spacing (uS)	Inter-pulse spacing (uS)	Pulse Start (S)
1	1	5501.3	18	65			0.713702
2	1	5501.3	18	65			1.292894
3	3	5501.3	18	90	1645	1760	2.21769
4	1	5501.3	18	65			3.133481
5	2	5501.3	18	100	1801		3.271076
6	2	5501.3	18	95	1320		4.252336
7	2	5501.3	18	55	1674		5.388251
8	1	5501.3	18	50			5.948559
9	1	5501.3	18	95			7.117952
10	3	5501.3	18	90	1259	1251	7.934012
11	1	5501.3	18	60			8.264178
12	1	5501.3	18	100			9.074118
13	2	5501.3	18	75	1282		9.883907
14	1	5501.3	18	65			10.987826
15	3	5501.3	18	75	1546	1674	11.322611
USA Bin 5 Trial #26							
Burst #	Pulses	Frequency (MHz)	Chirp (MHz)	PW (uS)	Inter-pulse spacing (uS)	Inter-pulse spacing (uS)	Pulse Start (S)
1	2	5502.5	15	60	1791		0.763513
2	1	5502.5	15	90			1.071192
3	3	5502.5	15	100	1707	1981	2.334175



4	1	5502.5	15	60			3.091602
5	1	5502.5	15	75			4.248255
6	1	5502.5	15	85			5.86047
7	2	5502.5	15	85	1821		6.302108
8	3	5502.5	15	80	1791	1845	7.831172
9	2	5502.5	15	95	1419		8.502741
10	2	5502.5	15	100	1565		9.27751
11	3	5502.5	15	55	1025	1963	10.848931
12	3	5502.5	15	50	1227	1179	11.166152
USA Bin 5 Trial #27							
Burst #	Pulses	Frequency (MHz)	Chirp (MHz)	PW (uS)	Inter-pulse spacing (uS)	Inter-pulse spacing (uS)	Pulse Start (S)
1	1	5501.7	17	70			0.376578
2	2	5501.7	17	70	1155		1.662932
3	1	5501.7	17	60			2.52096
4	2	5501.7	17	60	1397		2.788129
5	3	5501.7	17	60	1761	1406	4.339943
6	1	5501.7	17	70			4.75455
7	2	5501.7	17	50	1229		5.688405
8	1	5501.7	17	55			6.671621
9	2	5501.7	17	80	1195		7.858376
10	3	5501.7	17	85	1500	1640	8.559948
11	3	5501.7	17	60	1785	1688	9.935382
12	3	5501.7	17	95	1248	1990	10.87421
13	3	5501.7	17	95	1106	1060	11.490239
USA Bin 5 Trial #28							
Burst #	Pulses	Frequency (MHz)	Chirp (MHz)	PW (uS)	Inter-pulse spacing (uS)	Inter-pulse spacing (uS)	Pulse Start (S)
1	1	5503.3	13	60			0.315857
2	3	5503.3	13	80	1076	1072	0.908029
3	2	5503.3	13	65	1430		1.526552
4	3	5503.3	13	50	1621	1597	2.382441
5	3	5503.3	13	100	1083	1236	3.283604
6	2	5503.3	13	50	1986		3.634559
7	3	5503.3	13	65	1663	1344	4.289785
8	3	5503.3	13	75	1605	1597	5.449152
9	3	5503.3	13	65	1043	1021	6.072936
10	1	5503.3	13	75			6.543823
11	2	5503.3	13	50	1681		7.338724
12	3	5503.3	13	75	1390	1645	8.253093
13	1	5503.3	13	65			8.653236
14	1	5503.3	13	75			9.337734
15	2	5503.3	13	70	1699		10.10857
16	2	5503.3	13	95	1453		10.83164
17	2	5503.3	13	55	1941		11.391245
USA Bin 5 Trial #29							
Burst #	Pulses	Frequency (MHz)	Chirp (MHz)	PW (uS)	Inter-pulse spacing (uS)	Inter-pulse spacing (uS)	Pulse Start (S)
1	1	5503.7	12	85			0.554239
2	2	5503.7	12	85	1737		1.105601
3	2	5503.7	12	80	1836		1.37755
4	2	5503.7	12	55	1664		2.086105
5	1	5503.7	12	70			2.723191
6	3	5503.7	12	95	1850	1353	3.99485
7	2	5503.7	12	95	1329		4.073609
8	1	5503.7	12	90			5.035251
9	2	5503.7	12	90	1176		5.679977
10	1	5503.7	12	55			6.660203
11	1	5503.7	12	80			7.186888
12	1	5503.7	12	80			7.763429
13	3	5503.7	12	90	1599	1006	8.218952
14	3	5503.7	12	60	1491	1978	9.158689
15	2	5503.7	12	70	1255		9.508785
16	2	5503.7	12	75	1967		10.245011
17	2	5503.7	12	60	1060		10.77123
18	3	5503.7	12	90	1708	1337	11.941961
USA Bin 5 Trial #30							
Burst #	Pulses	Frequency (MHz)	Chirp (MHz)	PW (uS)	Inter-pulse spacing (uS)	Inter-pulse spacing (uS)	Pulse Start (S)
1	1	5503.3	13	70			1.022502
2	2	5503.3	13	85	1815		1.561561
3	1	5503.3	13	85			2.402658
4	2	5503.3	13	80	1352		4.256393
5	2	5503.3	13	100	1945		5.209635
6	3	5503.3	13	80	1691	1583	6.992842
7	2	5503.3	13	80	1924		8.313233
8	1	5503.3	13	60			9.437473
9	2	5503.3	13	75	1671		10.1727
10	1	5503.3	13	65			11.936405



*See the Bin6 Radar Characteristics at the end of this report.

Channel 5500MHz, 20MHz BW, USA Frequency Hopping Radar Statistical Performance

Trial #	Name	1=Detection 0=No Detection	Detection Percentage	Limit
1	USA Bin 6 Radar Test 1	1	90.0%	70.0%
2	USA Bin 6 Radar Test 2	1		
3	USA Bin 6 Radar Test 3	1		
4	USA Bin 6 Radar Test 4	1		
5	USA Bin 6 Radar Test 5	1		
6	USA Bin 6 Radar Test 6	0		
7	USA Bin 6 Radar Test 7	1		
8	USA Bin 6 Radar Test 8	0		
9	USA Bin 6 Radar Test 9	1		
10	USA Bin 6 Radar Test 10	1		
11	USA Bin 6 Radar Test 11	1		
12	USA Bin 6 Radar Test 12	0		
13	USA Bin 6 Radar Test 13	1		
14	USA Bin 6 Radar Test 14	1		
15	USA Bin 6 Radar Test 15	1		
16	USA Bin 6 Radar Test 16	1		
17	USA Bin 6 Radar Test 17	1		
18	USA Bin 6 Radar Test 18	1		
19	USA Bin 6 Radar Test 19	1		
20	USA Bin 6 Radar Test 20	1		
21	USA Bin 6 Radar Test 21	1		
22	USA Bin 6 Radar Test 22	1		
23	USA Bin 6 Radar Test 23	1		
24	USA Bin 6 Radar Test 24	1		
25	USA Bin 6 Radar Test 25	1		
26	USA Bin 6 Radar Test 26	1		
27	USA Bin 6 Radar Test 27	1		
28	USA Bin 6 Radar Test 28	1		
29	USA Bin 6 Radar Test 29	1		
30	USA Bin 6 Radar Test 30	1		



USA Frequency Hopping Trial #1

Hop #	Freq (GHz)	Pulse Start (mS)
3	5492	9
4	5499	12
8	5491	24
52	5496	156
55	5506	165
56	5503	168
59	5498	177
77	5500	231

USA Frequency Hopping Trial #2

Hop #	Freq (GHz)	Pulse Start (mS)
57	5504	171
63	5500	189

USA Frequency Hopping Trial #3

Hop #	Freq (GHz)	Pulse Start (mS)
5	5506	15
9	5498	27
26	5491	78
41	5495	123
46	5496	138
51	5503	153
65	5493	195
66	5501	198

USA Frequency Hopping Trial #4

Hop #	Freq (GHz)	Pulse Start (mS)
17	5503	51
28	5498	84
39	5497	117
91	5494	273

USA Frequency Hopping Trial #5

Hop #	Freq (GHz)	Pulse Start (mS)
13	5494	39
50	5504	150
56	5503	168
68	5501	204

USA Frequency Hopping Trial #6

Hop #	Freq (GHz)	Pulse Start (mS)
16	5500	48

USA Frequency Hopping Trial #7

Hop #	Freq (GHz)	Pulse Start (mS)
69	5504	207
72	5499	216

USA Frequency Hopping Trial #8

Hop #	Freq (GHz)	Pulse Start (mS)
17	5500	51

USA Frequency Hopping Trial #9

Hop #	Freq (GHz)	Pulse Start (mS)
23	5494	69
93	5505	279

USA Frequency Hopping Trial #10

Hop #	Freq (GHz)	Pulse Start (mS)
24	5497	72
42	5501	126
49	5504	147
51	5509	153
63	5507	189
64	5500	192

USA Frequency Hopping Trial #11

Hop #	Freq (GHz)	Pulse Start (mS)
2	5492	6
74	5504	222
76	5491	228
78	5505	234

USA Frequency Hopping Trial #12

Hop #	Freq (GHz)	Pulse Start (mS)
0	5508	0

USA Frequency Hopping Trial #13



Hop #	Freq (GHz)	Pulse Start (mS)
38	5503	114
43	5496	129

USA Frequency Hopping Trial #14

Hop #	Freq (GHz)	Pulse Start (mS)
2	5502	6
31	5493	93
54	5507	162
61	5498	183
74	5503	222

USA Frequency Hopping Trial #15

Hop #	Freq (GHz)	Pulse Start (mS)
17	5506	51
73	5491	219
75	5494	225

USA Frequency Hopping Trial #16

Hop #	Freq (GHz)	Pulse Start (mS)
7	5496	21
24	5497	72
56	5499	168
93	5504	279

USA Frequency Hopping Trial #17

Hop #	Freq (GHz)	Pulse Start (mS)
21	5506	63
48	5503	144

USA Frequency Hopping Trial #18

Hop #	Freq (GHz)	Pulse Start (mS)
2	5499	6
25	5509	75
34	5493	102
64	5501	192
84	5506	252
86	5494	258

USA Frequency Hopping Trial #19

Hop #	Freq (GHz)	Pulse Start (mS)
6	5497	18
76	5499	228

USA Frequency Hopping Trial #20

Hop #	Freq (GHz)	Pulse Start (mS)
7	5497	21
16	5495	48
65	5494	195
93	5501	279

USA Frequency Hopping Trial #21

Hop #	Freq (GHz)	Pulse Start (mS)
2	5493	6
7	5502	21
52	5491	156
80	5508	240

USA Frequency Hopping Trial #22

Hop #	Freq (GHz)	Pulse Start (mS)
2	5501	6
21	5505	63
58	5502	174
86	5498	258

USA Frequency Hopping Trial #23

Hop #	Freq (GHz)	Pulse Start (mS)
24	5505	72

USA Frequency Hopping Trial #24

Hop #	Freq (GHz)	Pulse Start (mS)
19	5492	57
71	5505	213

USA Frequency Hopping Trial #25

Hop #	Freq (GHz)	Pulse Start (mS)
7	5504	21
17	5501	51
42	5492	126
72	5491	216

USA Frequency Hopping Trial #26



Hop #	Freq (GHz)	Pulse Start (mS)
12	5497	36
15	5499	45
29	5509	87
54	5492	162
57	5506	171
82	5508	246

USA Frequency Hopping Trial #27

Hop #	Freq (GHz)	Pulse Start (mS)
2	5491	6
87	5494	261

USA Frequency Hopping Trial #28

Hop #	Freq (GHz)	Pulse Start (mS)
16	5503	48
44	5502	132
58	5506	174

USA Frequency Hopping Trial #29

Hop #	Freq (GHz)	Pulse Start (mS)
8	5500	24
37	5507	111
75	5501	225

USA Frequency Hopping Trial #30

Hop #	Freq (GHz)	Pulse Start (mS)
26	5499	78
30	5503	90
49	5497	147
88	5495	264


Channel 5510MHz, 40MHz BW, USA Bin 1A/1B Radar Statistical Performance

Trial	Radar Frequency	Pulses	PW (uS)	PRI (uS)	1=Detection 0=No Detection	Detection Percentage	Limit
1	5492	68	1	778	1	100.0%	60.0%
2	5492	102	1	518	1		
3	5492	99	1	538	1		
4	5492	62	1	858	1		
5	5492	81	1	658	1		
6	5492	68	1	778	1		
7	5500	72	1	738	1		
8	5500	78	1	678	1		
9	5500	62	1	858	1		
10	5500	81	1	658	1		
11	5500	76	1	698	1		
12	5500	70	1	758	1		
13	5510	72	1	738	1		
14	5510	63	1	838	1		
15	5510	99	1	538	1		
16	5510	32	1	1692	1		
17	5510	23	1	2350	1		
18	5510	27	1	1959	1		
19	5520	27	1	2011	1		
20	5520	22	1	2424	1		
21	5520	19	1	2823	1		
22	5520	25	1	2173	1		
23	5520	24	1	2254	1		
24	5520	60	1	890	1		
25	5528	66	1	810	1		
26	5528	25	1	2185	1		
27	5528	31	1	1715	1		
28	5528	19	1	2815	1		
29	5528	22	1	2426	1		
30	5528	53	1	1011	1		


Channel 5510MHz, 40MHz BW, USA Bin 2 Radar Statistical Performance

Trial	Radar Frequency	Pulses	PW (uS)	PRI (uS)	1=Detection 0=No Detection	Detection Percentage	Limit
1	5492	29	4.2	175	1	83.3%	60.0%
2	5492	29	1.6	162	0		
3	5492	26	1.1	216	1		
4	5492	24	2.9	154	1		
5	5492	23	3.5	177	1		
6	5492	23	4.8	214	1		
7	5500	23	2.6	229	1		
8	5500	25	2.6	212	1		
9	5500	24	3.8	197	0		
10	5500	29	1.9	209	1		
11	5500	28	2.5	171	1		
12	5500	25	4.6	227	0		
13	5510	28	2.3	199	1		
14	5510	26	4.7	212	1		
15	5510	26	1.7	193	1		
16	5510	29	2.4	170	1		
17	5510	27	1.5	208	1		
18	5510	26	3.7	191	1		
19	5520	25	2.2	172	1		
20	5520	25	1.8	189	1		
21	5520	27	2.8	228	1		
22	5520	28	1.8	167	1		
23	5520	25	2.3	157	1		
24	5520	25	4.6	164	1		
25	5528	26	1.3	213	1		
26	5528	24	4.6	221	0		
27	5528	27	2.2	205	1		
28	5528	23	2.4	164	1		
29	5528	29	4.8	188	0		
30	5528	24	1.5	163	1		


Channel 5510MHz, 40MHz BW, USA Bin 3 Radar Statistical Performance

Trial	Radar Frequency	Pulses	PW (uS)	PRI (uS)	1=Detection 0=No Detection	Detection Percentage	Limit
1	5492	17	9.9	342	1	76.7%	60.0%
2	5492	18	6.2	321	1		
3	5492	17	8.6	423	1		
4	5492	16	7	343	1		
5	5492	17	8.6	381	1		
6	5492	17	6.8	233	0		
7	5500	17	9.6	305	1		
8	5500	17	9.5	458	1		
9	5500	17	6.1	415	1		
10	5500	16	8	301	0		
11	5500	17	9.9	322	1		
12	5500	18	8.4	376	1		
13	5510	17	7.3	493	1		
14	5510	18	8.1	386	0		
15	5510	17	6.5	371	1		
16	5510	17	7.7	430	1		
17	5510	18	7.1	383	1		
18	5510	18	7.8	272	0		
19	5520	18	6.8	500	1		
20	5520	18	6.1	258	1		
21	5520	16	6.6	433	1		
22	5520	18	9	377	0		
23	5520	17	6.5	244	1		
24	5520	18	8.6	408	1		
25	5528	17	7.3	495	1		
26	5528	17	7.8	349	0		
27	5528	16	7	221	1		
28	5528	16	7.5	319	1		
29	5528	18	7	434	1		
30	5528	18	6.4	240	0		


Channel 5510MHz, 40MHz BW, USA Bin 4 Radar Statistical Performance

Trial	Radar Frequency	Pulses	PW (uS)	PRI (uS)	1=Detection 0=No Detection	Detection Percentage	Limit
1	5492	14	14.4	333	1	83.3%	60.0%
2	5492	13	15.4	429	1		
3	5492	15	18	306	1		
4	5492	16	12.6	328	1		
5	5492	15	12.2	270	1		
6	5492	14	12.5	268	0		
7	5500	14	19.7	246	1		
8	5500	14	14.3	311	1		
9	5500	16	13.6	456	1		
10	5500	16	14.6	454	0		
11	5500	12	14.7	223	1		
12	5500	12	15.9	409	1		
13	5510	14	15.9	274	1		
14	5510	15	19.7	243	1		
15	5510	14	19.1	457	1		
16	5510	16	13.4	488	1		
17	5510	14	11.6	377	1		
18	5510	15	17.1	278	1		
19	5520	13	19.4	375	1		
20	5520	12	11.2	411	1		
21	5520	12	16.9	284	1		
22	5520	14	16.3	256	0		
23	5520	13	14.5	468	1		
24	5520	16	12.4	462	1		
25	5528	15	16	465	1		
26	5528	16	15.9	347	0		
27	5528	16	18.1	302	1		
28	5528	16	17.5	468	1		
29	5528	14	13.1	300	1		
30	5528	13	15.3	422	0		

In addition an average minimum percentage of successful detection across all four Short pulse radar test waveforms is required and is calculated as follows:

$$\frac{P_d 1 + P_d 2 + P_d 3 + P_d 4}{4} = (100.0\% + 83.3\% + 76.7\% + 83.3\%) / 4 = 85.8\% > 80\%$$



*See the Bin5 Radar Characteristics at the end of this report.

Channel 5510MHz, 40MHz BW, USA Bin 5 Radar Statistical Performance

Trial #	Name	1=Detection 0=No Detection	Detection Percentage	Limit
1	USA Bin 5 Radar Test 1	1	100.0%	80.0%
2	USA Bin 5 Radar Test 2	1		
3	USA Bin 5 Radar Test 3	1		
4	USA Bin 5 Radar Test 4	1		
5	USA Bin 5 Radar Test 5	1		
6	USA Bin 5 Radar Test 6	1		
7	USA Bin 5 Radar Test 7	1		
8	USA Bin 5 Radar Test 8	1		
9	USA Bin 5 Radar Test 9	1		
10	USA Bin 5 Radar Test 10	1		
11	USA Bin 5 Radar Test 11	1		
12	USA Bin 5 Radar Test 12	1		
13	USA Bin 5 Radar Test 13	1		
14	USA Bin 5 Radar Test 14	1		
15	USA Bin 5 Radar Test 15	1		
16	USA Bin 5 Radar Test 16	1		
17	USA Bin 5 Radar Test 17	1		
18	USA Bin 5 Radar Test 18	1		
19	USA Bin 5 Radar Test 19	1		
20	USA Bin 5 Radar Test 20	1		
21	USA Bin 5 Radar Test 21	1		
22	USA Bin 5 Radar Test 22	1		
23	USA Bin 5 Radar Test 23	1		
24	USA Bin 5 Radar Test 24	1		
25	USA Bin 5 Radar Test 25	1		
26	USA Bin 5 Radar Test 26	1		
27	USA Bin 5 Radar Test 27	1		
28	USA Bin 5 Radar Test 28	1		
29	USA Bin 5 Radar Test 29	1		
30	USA Bin 5 Radar Test 30	1		



USA Bin 5 Trial #1

Burst #	Pulses	Frequency (MHz)	Chirp (MHz)	PW (uS)	Inter-pulse spacing (uS)	Inter-pulse spacing (uS)	Pulse Start (S)
1	3	5497.2	13	80	1394	1225	0.49607
2	3	5497.2	13	100	1347	1460	0.986401
3	1	5497.2	13	95			2.121659
4	2	5497.2	13	90	1027		2.677555
5	1	5497.2	13	70			4.197949
6	3	5497.2	13	70	1797	1763	4.336188
7	1	5497.2	13	65			5.298873
8	3	5497.2	13	60	1093	1412	6.522593
9	2	5497.2	13	90	1838		7.271775
10	2	5497.2	13	90	1439		8.455688
11	3	5497.2	13	75	1142	1890	8.867488
12	1	5497.2	13	50			9.859476
13	3	5497.2	13	65	1709	1403	10.928279
14	3	5497.2	13	60	1723	1259	11.165637

USA Bin 5 Trial #2

Burst #	Pulses	Frequency (MHz)	Chirp (MHz)	PW (uS)	Inter-pulse spacing (uS)	Inter-pulse spacing (uS)	Pulse Start (S)
1	3	5497.6	14	55	1689	1362	0.491486
2	3	5497.6	14	50	1719	1490	1.594911
3	1	5497.6	14	95			2.939384
4	1	5497.6	14	75			3.694513
5	2	5497.6	14	50	1644		4.399085
6	3	5497.6	14	90	1613	1924	5.243279
7	3	5497.6	14	60	1441	1548	6.401453
8	2	5497.6	14	75	1512		7.539435
9	2	5497.6	14	90	1533		8.805565
10	2	5497.6	14	70	1018		9.386579
11	3	5497.6	14	65	1919	1513	10.109537
12	2	5497.6	14	55	1795		11.157868

USA Bin 5 Trial #3

Burst #	Pulses	Frequency (MHz)	Chirp (MHz)	PW (uS)	Inter-pulse spacing (uS)	Inter-pulse spacing (uS)	Pulse Start (S)
1	1	5496.4	11	65			0.308063
2	1	5496.4	11	90			1.945631
3	3	5496.4	11	80	1710	1762	2.911394
4	2	5496.4	11	55	1530		5.219638
5	2	5496.4	11	50	1539		5.508864
6	2	5496.4	11	95	1246		7.78139
7	2	5496.4	11	95	1465		8.925026



8	3	5496.4	11	55	1279	1712	9.375982
9	2	5496.4	11	50	1948		11.05535

USA Bin 5 Trial #4

Burst #	Pulses	Frequency (MHz)	Chirp (MHz)	PW (uS)	Inter-pulse spacing (uS)	Inter-pulse spacing (uS)	Pulse Start (S)
1	3	5494.4	6	90	1343	1432	1.106497
2	3	5494.4	6	65	1097	1794	1.690329
3	1	5494.4	6	50			3.010143
4	3	5494.4	6	95	1181	1197	3.681266
5	3	5494.4	6	70	1632	1561	5.77971
6	1	5494.4	6	95			6.61791
7	2	5494.4	6	90	1444		7.46232
8	3	5494.4	6	75	1005	1489	9.367248
9	3	5494.4	6	85	1500	1459	10.413948
10	1	5494.4	6	90			11.903988

USA Bin 5 Trial #5

Burst #	Pulses	Frequency (MHz)	Chirp (MHz)	PW (uS)	Inter-pulse spacing (uS)	Inter-pulse spacing (uS)	Pulse Start (S)
1	1	5498	15	75			0.000975
2	1	5498	15	65			0.684731
3	1	5498	15	50			1.225742
4	2	5498	15	75	1980		2.386501
5	3	5498	15	85	1663	1473	2.638152
6	1	5498	15	50			3.114208
7	3	5498	15	65	1610	1659	3.955808
8	2	5498	15	80	1657		4.360043
9	3	5498	15	60	1206	1509	5.331679
10	1	5498	15	80			5.409782
11	1	5498	15	95			6.455413
12	3	5498	15	60	1744	1119	6.640334
13	2	5498	15	95	1076		7.215338
14	1	5498	15	75			7.971875
15	1	5498	15	90			8.569352
16	2	5498	15	55	1960		9.128625
17	1	5498	15	55			10.097557
18	1	5498	15	60			10.388186
19	1	5498	15	75			11.385343
20	3	5498	15	80	1754	1934	11.984593

USA Bin 5 Trial #6

Burst #	Pulses	Frequency (MHz)	Chirp (MHz)	PW (uS)	Inter-pulse spacing (uS)	Inter-pulse spacing (uS)	Pulse Start (S)
1	2	5496.8	12	80	1135		1.298711



2	2	5496.8	12	100	1760		2.005893
3	2	5496.8	12	100	1805		3.954419
4	2	5496.8	12	65	1751		5.449289
5	2	5496.8	12	90	1156		6.390906
6	3	5496.8	12	50	1441	1280	7.934817
7	3	5496.8	12	55	1581	1234	10.070847
8	1	5496.8	12	65			10.945137

USA Bin 5 Trial #7

Burst #	Pulses	Frequency (MHz)	Chirp (MHz)	PW (uS)	Inter-pulse spacing (uS)	Inter-pulse spacing (uS)	Pulse Start (S)
1	1	5494.4	6	90			0.070382
2	1	5494.4	6	70			1.77366
3	3	5494.4	6	85	1476	1565	3.88391
4	2	5494.4	6	85	1804		5.700779
5	1	5494.4	6	60			6.250706
6	1	5494.4	6	95			8.443709
7	1	5494.4	6	95			9.281859
8	2	5494.4	6	85	1456		11.724287

USA Bin 5 Trial #8

Burst #	Pulses	Frequency (MHz)	Chirp (MHz)	PW (uS)	Inter-pulse spacing (uS)	Inter-pulse spacing (uS)	Pulse Start (S)
1	1	5496.8	12	75			0.606147
2	1	5496.8	12	85			1.2812
3	3	5496.8	12	70	1850	1910	1.513054
4	2	5496.8	12	55	1277		2.763024
5	3	5496.8	12	65	1869	1441	3.550646
6	3	5496.8	12	50	1387	1232	4.352178
7	3	5496.8	12	60	1695	1118	4.842022
8	2	5496.8	12	55	1798		5.28015
9	2	5496.8	12	55	1659		6.411265
10	2	5496.8	12	50	1003		7.06126
11	1	5496.8	12	80			8.014503
12	2	5496.8	12	65	1508		8.469696
13	1	5496.8	12	80			9.008858
14	1	5496.8	12	85			10.32928
15	1	5496.8	12	55			10.774227
16	1	5496.8	12	80			11.904565

USA Bin 5 Trial #9

Burst #	Pulses	Frequency (MHz)	Chirp (MHz)	PW (uS)	Inter-pulse spacing (uS)	Inter-pulse spacing (uS)	Pulse Start (S)
1	1	5494	5	70			0.551021
2	1	5494	5	100			0.892976



3	3	5494	5	70	1808	1716	2.09751
4	2	5494	5	95	1857		3.20494
5	1	5494	5	70			3.995642
6	1	5494	5	50			4.845348
7	1	5494	5	65			5.379566
8	3	5494	5	95	1362	1608	6.15119
9	2	5494	5	95	1991		7.682475
10	3	5494	5	50	1109	1723	8.433871
11	1	5494	5	75			8.725741
12	3	5494	5	95	1761	1130	10.260703
13	3	5494	5	65	1129	1664	10.667066
14	1	5494	5	90			11.974322

USA Bin 5 Trial #10

Burst #	Pulses	Frequency (MHz)	Chirp (MHz)	PW (uS)	Inter-pulse spacing (uS)	Inter-pulse spacing (uS)	Pulse Start (S)
1	2	5499.2	18	60	1178		0.24839
2	1	5499.2	18	50			2.02588
3	2	5499.2	18	90	1597		3.112246
4	3	5499.2	18	75	1020	1994	4.049131
5	2	5499.2	18	65	1865		4.516156
6	1	5499.2	18	100			5.529447
7	3	5499.2	18	80	1369	1885	6.63522
8	2	5499.2	18	85	1591		8.465108
9	3	5499.2	18	80	1597	1645	8.843845
10	1	5499.2	18	50			10.764814
11	1	5499.2	18	100			11.337605

USA Bin 5 Trial #11

Burst #	Pulses	Frequency (MHz)	Chirp (MHz)	PW (uS)	Inter-pulse spacing (uS)	Inter-pulse spacing (uS)	Pulse Start (S)
1	2	5510	12	50	1364		0.297828
2	3	5510	12	60	1974	1619	1.971565
3	2	5510	12	80	1580		2.560898
4	1	5510	12	95			3.319931
5	3	5510	12	90	1511	1808	4.110334
6	2	5510	12	60	1534		5.835569
7	3	5510	12	70	1816	1779	6.322789
8	1	5510	12	100			7.653514
9	3	5510	12	85	1783	1129	8.856247
10	2	5510	12	55	1157		9.395241
11	2	5510	12	95	1229		10.362005
12	1	5510	12	75			11.706822

USA Bin 5 Trial #12



Burst #	Pulses	Frequency (MHz)	Chirp (MHz)	PW (uS)	Inter-pulse spacing (uS)	Inter-pulse spacing (uS)	Pulse Start (S)
1	2	5510	7	75	1610		0.178922
2	1	5510	7	95			0.970585
3	1	5510	7	50			1.379396
4	1	5510	7	65			1.990615
5	1	5510	7	70			2.848374
6	3	5510	7	70	1514	1182	3.001794
7	2	5510	7	100	1853		3.87621
8	1	5510	7	75			4.476058
9	3	5510	7	55	1266	1476	5.31835
10	1	5510	7	75			5.905669
11	3	5510	7	85	1988	1766	6.018382
12	1	5510	7	65			6.910697
13	1	5510	7	55			7.661844
14	1	5510	7	65			8.224153
15	2	5510	7	60	1220		8.888441
16	3	5510	7	75	1056	1493	9.00452
17	3	5510	7	75	1875	1038	10.130262
18	1	5510	7	95			10.391664
19	1	5510	7	55			11.314438
20	3	5510	7	100	1556	1194	11.819212

USA Bin 5 Trial #13

Burst #	Pulses	Frequency (MHz)	Chirp (MHz)	PW (uS)	Inter-pulse spacing (uS)	Inter-pulse spacing (uS)	Pulse Start (S)
1	2	5510	7	95	1022		1.061287
2	2	5510	7	50	1186		2.15986
3	1	5510	7	100			2.638969
4	2	5510	7	80	1438		4.614564
5	2	5510	7	90	1749		4.978855
6	2	5510	7	75	1670		6.769945
7	2	5510	7	80	1889		7.707222
8	3	5510	7	55	1672	1759	8.826632
9	2	5510	7	55	1506		9.83001
10	3	5510	7	90	1036	1170	11.06116

USA Bin 5 Trial #14

Burst #	Pulses	Frequency (MHz)	Chirp (MHz)	PW (uS)	Inter-pulse spacing (uS)	Inter-pulse spacing (uS)	Pulse Start (S)
1	2	5510	10	55	1350		0.299617
2	3	5510	10	50	1270	1542	1.630723
3	2	5510	10	100	1599		2.323999
4	2	5510	10	85	1789		2.961836



5	2	5510	10	85	1897		4.449968
6	2	5510	10	90	1802		5.526078
7	1	5510	10	85			5.549749
8	3	5510	10	65	1987	1428	6.784097
9	3	5510	10	95	1549	1332	7.57373
10	2	5510	10	95	1328		9.106285
11	3	5510	10	60	1586	1571	9.425911
12	2	5510	10	65	1881		10.446082
13	3	5510	10	75	1205	1459	11.339363

USA Bin 5 Trial #15

Burst #	Pulses	Frequency (MHz)	Chirp (MHz)	PW (uS)	Inter-pulse spacing (uS)	Inter-pulse spacing (uS)	Pulse Start (S)
1	2	5510	7	50	1980		0.488693
2	1	5510	7	80			0.828562
3	3	5510	7	85	1027	1702	1.892775
4	1	5510	7	65			2.542215
5	3	5510	7	90	1943	1837	3.204517
6	2	5510	7	55	1343		3.852963
7	3	5510	7	85	1526	1630	4.157946
8	3	5510	7	85	1304	1424	5.16647
9	2	5510	7	75	1229		5.364403
10	2	5510	7	85	1969		6.517272
11	2	5510	7	80	1772		7.148834
12	1	5510	7	75			7.371458
13	2	5510	7	60	1595		8.013234
14	1	5510	7	70			9.008434
15	1	5510	7	100			9.560635
16	3	5510	7	70	1747	1403	10.396393
17	1	5510	7	95			10.762538
18	2	5510	7	100	1381		11.482365

USA Bin 5 Trial #16

Burst #	Pulses	Frequency (MHz)	Chirp (MHz)	PW (uS)	Inter-pulse spacing (uS)	Inter-pulse spacing (uS)	Pulse Start (S)
1	3	5510	20	85	1863	1929	0.586426
2	2	5510	20	100	1074		1.280898
3	3	5510	20	90	1001	1948	1.899847
4	2	5510	20	55	1704		2.223632
5	2	5510	20	95	1059		3.472866
6	2	5510	20	75	1706		3.848186
7	3	5510	20	60	1280	1086	4.778592
8	1	5510	20	85			5.162123
9	2	5510	20	90	1331		5.907794
10	3	5510	20	85	1367	1544	6.548684



11	3	5510	20	75	1635	1752	7.558427
12	3	5510	20	100	1556	1355	7.766685
13	3	5510	20	80	1489	1445	8.772162
14	3	5510	20	50	1527	1770	9.819548
15	1	5510	20	85			9.900754
16	3	5510	20	95	1603	1561	11.097378
17	3	5510	20	80	1244	1826	11.730514

USA Bin 5 Trial #17

Burst #	Pulses	Frequency (MHz)	Chirp (MHz)	PW (uS)	Inter-pulse spacing (uS)	Inter-pulse spacing (uS)	Pulse Start (S)
1	1	5510	12	65			0.124858
2	1	5510	12	55			0.885901
3	1	5510	12	85			1.706903
4	3	5510	12	90	1044	1695	2.255123
5	3	5510	12	85	1057	1773	3.373128
6	3	5510	12	95	1234	1287	3.896358
7	1	5510	12	100			5.133475
8	1	5510	12	85			5.480827
9	3	5510	12	55	1042	1812	6.68232
10	3	5510	12	80	1365	1997	7.14298
11	1	5510	12	75			8.013272
12	1	5510	12	70			8.745026
13	2	5510	12	65	1938		9.019835
14	1	5510	12	85			10.075052
15	1	5510	12	85			10.777669
16	2	5510	12	65	1185		11.805306

USA Bin 5 Trial #18

Burst #	Pulses	Frequency (MHz)	Chirp (MHz)	PW (uS)	Inter-pulse spacing (uS)	Inter-pulse spacing (uS)	Pulse Start (S)
1	1	5510	16	80			0.081948
2	1	5510	16	75			1.330336
3	3	5510	16	65	1814	1611	2.764938
4	3	5510	16	70	1499	1545	3.571996
5	1	5510	16	55			3.793759
6	3	5510	16	100	1913	1359	5.099806
7	2	5510	16	55	1391		5.643213
8	3	5510	16	55	1715	1492	6.69679
9	2	5510	16	95	1818		8.185028
10	1	5510	16	75			8.725624
11	2	5510	16	100	1491		10.118187
12	1	5510	16	55			10.854452
13	3	5510	16	100	1587	1366	11.766433

USA Bin 5 Trial #19



Burst #	Pulses	Frequency (MHz)	Chirp (MHz)	PW (uS)	Inter-pulse spacing (uS)	Inter-pulse spacing (uS)	Pulse Start (S)
1	2	5510	7	100	1790		0.164271
2	2	5510	7	60	1186		1.210385
3	3	5510	7	50	1842	1100	2.36574
4	2	5510	7	70	1001		3.165314
5	1	5510	7	95			4.063699
6	3	5510	7	85	1093	1076	4.451791
7	1	5510	7	80			5.46236
8	1	5510	7	65			6.147536
9	3	5510	7	90	1027	1193	7.590101
10	3	5510	7	70	1014	1627	7.793922
11	2	5510	7	70	1557		8.906044
12	1	5510	7	50			9.690777
13	3	5510	7	60	1393	1593	10.415155
14	2	5510	7	55	1762		11.817053

USA Bin 5 Trial #20

Burst #	Pulses	Frequency (MHz)	Chirp (MHz)	PW (uS)	Inter-pulse spacing (uS)	Inter-pulse spacing (uS)	Pulse Start (S)
1	3	5510	9	85	1788	1587	1.005995
2	2	5510	9	55	1026		1.611775
3	2	5510	9	65	1052		3.179322
4	2	5510	9	55	1468		5.043379
5	1	5510	9	100			6.481244
6	3	5510	9	100	1351	1994	7.774624
7	3	5510	9	80	1936	1855	8.827415
8	3	5510	9	60	1355	1440	10.551066
9	2	5510	9	55	1097		11.215643

USA Bin 5 Trial #21

Burst #	Pulses	Frequency (MHz)	Chirp (MHz)	PW (uS)	Inter-pulse spacing (uS)	Inter-pulse spacing (uS)	Pulse Start (S)
1	3	5524.8	8	70	1371	1138	0.694044
2	2	5524.8	8	65	1156		1.113649
3	1	5524.8	8	80			2.153798
4	2	5524.8	8	60	1762		2.373113
5	3	5524.8	8	95	1814	1643	3.182901
6	2	5524.8	8	90	1831		4.005538
7	1	5524.8	8	85			4.993554
8	2	5524.8	8	100	1688		5.825672
9	3	5524.8	8	60	1436	1234	6.05532
10	1	5524.8	8	60			7.456908
11	3	5524.8	8	60	1747	1849	8.025271



12	1	5524.8	8	100			8.769451
13	1	5524.8	8	70			9.654935
14	3	5524.8	8	100	1770	1506	9.976492
15	1	5524.8	8	50			10.900042
16	1	5524.8	8	75			11.689661

USA Bin 5 Trial #22

Burst #	Pulses	Frequency (MHz)	Chirp (MHz)	PW (uS)	Inter-pulse spacing (uS)	Inter-pulse spacing (uS)	Pulse Start (S)
1	2	5524.8	8	70	1801		0.411478
2	2	5524.8	8	50	1048		1.020687
3	3	5524.8	8	75	1093	1003	1.480455
4	1	5524.8	8	75			1.929233
5	1	5524.8	8	80			2.78258
6	2	5524.8	8	65	1671		3.040193
7	1	5524.8	8	70			4.09832
8	1	5524.8	8	55			4.510798
9	2	5524.8	8	50	1681		5.264914
10	3	5524.8	8	90	1002	1054	5.572357
11	2	5524.8	8	55	1559		6.517252
12	1	5524.8	8	75			6.854869
13	3	5524.8	8	80	1294	1987	7.235817
14	1	5524.8	8	55			8.190832
15	3	5524.8	8	60	1532	1895	8.823769
16	2	5524.8	8	60	1627		9.070288
17	1	5524.8	8	85			9.958963
18	1	5524.8	8	80			10.658285
19	3	5524.8	8	65	1571	1958	11.360541
20	1	5524.8	8	95			11.495477

USA Bin 5 Trial #23

Burst #	Pulses	Frequency (MHz)	Chirp (MHz)	PW (uS)	Inter-pulse spacing (uS)	Inter-pulse spacing (uS)	Pulse Start (S)
1	1	5521.6	16	85			0.189317
2	1	5521.6	16	80			1.167181
3	1	5521.6	16	65			1.308024
4	1	5521.6	16	85			2.040463
5	1	5521.6	16	85			2.904898
6	1	5521.6	16	60			3.767425
7	2	5521.6	16	85	1230		4.139708
8	3	5521.6	16	80	1356	1096	4.918578
9	3	5521.6	16	60	1618	1153	5.621569
10	3	5521.6	16	75	1277	1823	6.04079
11	3	5521.6	16	85	1719	1111	6.877319
12	2	5521.6	16	100	1837		7.242769



13	2	5521.6	16	80	1858		7.818038
14	3	5521.6	16	95	1758	1090	8.277055
15	2	5521.6	16	95	1311		9.305147
16	2	5521.6	16	80	1479		9.756388
17	1	5521.6	16	75			10.662739
18	2	5521.6	16	80	1427		10.891011
19	1	5521.6	16	70			11.615168

USA Bin 5 Trial #24

Burst #	Pulses	Frequency (MHz)	Chirp (MHz)	PW (uS)	Inter-pulse spacing (uS)	Inter-pulse spacing (uS)	Pulse Start (S)
1	2	5524.4	9	90	1036		0.274681
2	1	5524.4	9	85			1.555257
3	1	5524.4	9	95			3.002327
4	3	5524.4	9	65	1681	1614	4.628387
5	3	5524.4	9	70	1640	1569	5.168936
6	1	5524.4	9	55			7.186661
7	2	5524.4	9	85	1527		7.643031
8	1	5524.4	9	90			8.85815
9	3	5524.4	9	90	1018	1247	10.546342
10	1	5524.4	9	50			10.938799

USA Bin 5 Trial #25

Burst #	Pulses	Frequency (MHz)	Chirp (MHz)	PW (uS)	Inter-pulse spacing (uS)	Inter-pulse spacing (uS)	Pulse Start (S)
1	1	5523.2	12	90			0.308376
2	3	5523.2	12	50	1691	1664	2.300411
3	3	5523.2	12	80	1825	1245	2.80186
4	2	5523.2	12	90	1919		4.280902
5	2	5523.2	12	90	1656		5.409083
6	1	5523.2	12	90			7.780799
7	1	5523.2	12	75			8.097915
8	1	5523.2	12	80			10.469226
9	2	5523.2	12	70	1420		11.551615

USA Bin 5 Trial #26

Burst #	Pulses	Frequency (MHz)	Chirp (MHz)	PW (uS)	Inter-pulse spacing (uS)	Inter-pulse spacing (uS)	Pulse Start (S)
1	2	5522	15	50	1949		0.488024
2	1	5522	15	85			1.614962
3	3	5522	15	80	1657	1041	2.413783
4	1	5522	15	100			3.876286
5	1	5522	15	50			4.439597
6	3	5522	15	60	1608	1183	5.247516
7	1	5522	15	70			6.612774



8	2	5522	15	75	1708		7.710032
9	2	5522	15	95	1795		8.988023
10	1	5522	15	100			9.137326
11	3	5522	15	75	1625	1124	10.794719
12	1	5522	15	70			11.640021

USA Bin 5 Trial #27

Burst #	Pulses	Frequency (MHz)	Chirp (MHz)	PW (uS)	Inter-pulse spacing (uS)	Inter-pulse spacing (uS)	Pulse Start (S)
1	1	5521.6	16	60			0.658935
2	1	5521.6	16	70			1.401124
3	3	5521.6	16	85	1353	1320	1.744688
4	3	5521.6	16	100	1687	1178	2.956817
5	1	5521.6	16	55			3.854823
6	1	5521.6	16	75			5.000686
7	2	5521.6	16	80	1925		5.17006
8	3	5521.6	16	95	1164	1083	6.803585
9	2	5521.6	16	80	1255		6.864713
10	2	5521.6	16	70	1283		7.87777
11	1	5521.6	16	50			8.70262
12	3	5521.6	16	75	1681	1353	10.214029
13	3	5521.6	16	60	1701	1443	10.871504
14	2	5521.6	16	90	1883		11.754895

USA Bin 5 Trial #28

Burst #	Pulses	Frequency (MHz)	Chirp (MHz)	PW (uS)	Inter-pulse spacing (uS)	Inter-pulse spacing (uS)	Pulse Start (S)
1	3	5524	10	75	1342	1281	0.535664
2	1	5524	10	100			0.964571
3	3	5524	10	80	1214	1203	1.245444
4	1	5524	10	85			2.171756
5	3	5524	10	60	1685	1128	2.664879
6	2	5524	10	60	1789		3.404617
7	2	5524	10	50	1994		3.684799
8	2	5524	10	60	1394		4.729779
9	3	5524	10	55	1764	1055	5.198648
10	3	5524	10	65	1506	1910	5.419937
11	3	5524	10	75	1153	1894	6.372056
12	2	5524	10	65	1705		6.719433
13	2	5524	10	90	1195		7.556855
14	2	5524	10	55	1074		8.219052
15	2	5524	10	95	1579		8.851787
16	2	5524	10	80	1244		9.330986
17	3	5524	10	100	1076	1356	9.91315
18	2	5524	10	60	1517		10.27676



19	2	5524	10	55	1189	10.803487
20	1	5524	10	60		11.768728

USA Bin 5 Trial #29

Burst #	Pulses	Frequency (MHz)	Chirp (MHz)	PW (uS)	Inter-pulse spacing (uS)	Inter-pulse spacing (uS)	Pulse Start (S)
1	3	5520.4	19	70	1640	1421	0.687798
2	2	5520.4	19	80	1099		1.36465
3	2	5520.4	19	85	1647		1.913925
4	1	5520.4	19	55			2.616709
5	3	5520.4	19	85	1896	1347	2.993712
6	3	5520.4	19	85	1813	1896	3.732088
7	2	5520.4	19	90	1240		4.616298
8	1	5520.4	19	75			5.305349
9	1	5520.4	19	95			6.24298
10	2	5520.4	19	90	1397		6.475412
11	2	5520.4	19	90	1005		7.118184
12	3	5520.4	19	100	1084	1252	8.408588
13	2	5520.4	19	65	1311		8.655606
14	1	5520.4	19	55			9.441872
15	2	5520.4	19	55	1876		10.23553
16	3	5520.4	19	80	1443	1004	10.864767
17	3	5520.4	19	75	1942	1703	11.696507

USA Bin 5 Trial #30

Burst #	Pulses	Frequency (MHz)	Chirp (MHz)	PW (uS)	Inter-pulse spacing (uS)	Inter-pulse spacing (uS)	Pulse Start (S)
1	1	5522	15	60			0.301694
2	1	5522	15	70			2.103805
3	2	5522	15	95	1238		2.787617
4	2	5522	15	65	1950		3.406476
5	3	5522	15	55	1291	1374	4.729056
6	1	5522	15	50			6.189573
7	3	5522	15	60	1909	1232	7.156684
8	3	5522	15	70	1619	1269	8.108034
9	3	5522	15	65	1678	1512	8.847835
10	2	5522	15	55	1187		10.203551
11	2	5522	15	55	1817		11.00864



*See the Bin6 Radar Characteristics at the end of this report.

Channel 5510MHz, 40MHz BW, USA Frequency Hopping Radar Statistical Performance

Trial #	Name	1=Detection 0=No Detection	Detection Percentage	Limit
1	USA Bin 6 Radar Test 1	1	100.0%	70.0%
2	USA Bin 6 Radar Test 2	1		
3	USA Bin 6 Radar Test 3	1		
4	USA Bin 6 Radar Test 4	1		
5	USA Bin 6 Radar Test 5	1		
6	USA Bin 6 Radar Test 6	1		
7	USA Bin 6 Radar Test 7	1		
8	USA Bin 6 Radar Test 8	1		
9	USA Bin 6 Radar Test 9	1		
10	USA Bin 6 Radar Test 10	1		
11	USA Bin 6 Radar Test 11	1		
12	USA Bin 6 Radar Test 12	1		
13	USA Bin 6 Radar Test 13	1		
14	USA Bin 6 Radar Test 14	1		
15	USA Bin 6 Radar Test 15	1		
16	USA Bin 6 Radar Test 16	1		
17	USA Bin 6 Radar Test 17	1		
18	USA Bin 6 Radar Test 18	1		
19	USA Bin 6 Radar Test 19	1		
20	USA Bin 6 Radar Test 20	1		
21	USA Bin 6 Radar Test 21	1		
22	USA Bin 6 Radar Test 22	1		
23	USA Bin 6 Radar Test 23	1		
24	USA Bin 6 Radar Test 24	1		
25	USA Bin 6 Radar Test 25	1		
26	USA Bin 6 Radar Test 26	1		
27	USA Bin 6 Radar Test 27	1		
28	USA Bin 6 Radar Test 28	1		
29	USA Bin 6 Radar Test 29	1		
30	USA Bin 6 Radar Test 30	1		



USA Frequency Hopping Trial #1

Hop #	Freq (GHz)	Pulse Start (mS)
5	5496	15
17	5504	51
44	5518	132
47	5508	141
51	5493	153
52	5519	156
56	5516	168
61	5494	183
74	5515	222
88	5499	264
89	5507	267
99	5527	297

USA Frequency Hopping Trial #2

Hop #	Freq (GHz)	Pulse Start (mS)
45	5499	135
62	5498	186
64	5528	192
65	5507	195
67	5511	201
72	5501	216
89	5510	267
94	5523	282
97	5525	291

USA Frequency Hopping Trial #3

Hop #	Freq (GHz)	Pulse Start (mS)
3	5521	9
23	5515	69
40	5500	120
42	5511	126
52	5513	156
73	5510	219
81	5503	243

USA Frequency Hopping Trial #4

Hop #	Freq (GHz)	Pulse Start (mS)
12	5505	36
23	5509	69
29	5515	87
42	5494	126
59	5512	177



63	5520	189
70	5527	210
92	5498	276
93	5496	279
99	5497	297

USA Frequency Hopping Trial #5

Hop #	Freq (GHz)	Pulse Start (mS)
2	5507	6
27	5525	81
29	5524	87
40	5509	120
62	5492	186
68	5510	204
70	5497	210
85	5502	255
92	5515	276

USA Frequency Hopping Trial #6

Hop #	Freq (GHz)	Pulse Start (mS)
2	5517	6
23	5502	69
38	5507	114
68	5493	204
83	5512	249
88	5506	264
94	5499	282

USA Frequency Hopping Trial #7

Hop #	Freq (GHz)	Pulse Start (mS)
24	5496	72
40	5495	120
48	5508	144
57	5500	171
61	5502	183
67	5512	201
70	5519	210
82	5517	246
84	5511	252
94	5503	282

USA Frequency Hopping Trial #8

Hop #	Freq (GHz)	Pulse Start (mS)
45	5516	135
59	5522	177



67	5505	201
69	5514	207
83	5518	249
85	5519	255

USA Frequency Hopping Trial #9

Hop #	Freq (GHz)	Pulse Start (mS)
9	5503	27
10	5514	30
59	5508	177
63	5521	189
83	5504	249
87	5507	261
97	5492	291

USA Frequency Hopping Trial #10

Hop #	Freq (GHz)	Pulse Start (mS)
4	5526	12
8	5499	24
37	5518	111
39	5513	117
67	5510	201
68	5500	204
72	5520	216
75	5508	225
91	5506	273
97	5497	291

USA Frequency Hopping Trial #11

Hop #	Freq (GHz)	Pulse Start (mS)
16	5498	48
18	5504	54
42	5527	126
47	5511	141
58	5525	174
70	5492	210
80	5528	240

USA Frequency Hopping Trial #12

Hop #	Freq (GHz)	Pulse Start (mS)
9	5519	27
12	5508	36
38	5515	114
48	5492	144
64	5507	192



USA Frequency Hopping Trial #13

Hop #	Freq (GHz)	Pulse Start (mS)
7	5515	21
55	5524	165
93	5527	279
97	5504	291

USA Frequency Hopping Trial #14

Hop #	Freq (GHz)	Pulse Start (mS)
25	5519	75
45	5524	135
57	5515	171
81	5527	243
83	5505	249
84	5498	252

USA Frequency Hopping Trial #15

Hop #	Freq (GHz)	Pulse Start (mS)
16	5507	48
34	5512	102
36	5521	108
39	5527	117
41	5503	123
57	5526	171
66	5514	198
69	5525	207

USA Frequency Hopping Trial #16

Hop #	Freq (GHz)	Pulse Start (mS)
15	5526	45
59	5498	177
61	5503	183
78	5500	234
79	5518	237

USA Frequency Hopping Trial #17

Hop #	Freq (GHz)	Pulse Start (mS)
6	5499	18
8	5492	24
27	5493	81
37	5526	111
46	5509	138
47	5508	141
55	5502	165



62	5513	186
95	5525	285

USA Frequency Hopping Trial #18

Hop #	Freq (GHz)	Pulse Start (mS)
9	5528	27
24	5524	72
36	5517	108
52	5514	156
53	5494	159
58	5522	174
59	5510	177
70	5518	210
82	5500	246

USA Frequency Hopping Trial #19

Hop #	Freq (GHz)	Pulse Start (mS)
9	5496	27
20	5523	60
27	5501	81
31	5522	93
36	5524	108
47	5502	141
67	5498	201
98	5516	294

USA Frequency Hopping Trial #20

Hop #	Freq (GHz)	Pulse Start (mS)
5	5497	15
16	5507	48
26	5493	78
62	5527	186
68	5521	204
71	5509	213
81	5514	243
99	5524	297

USA Frequency Hopping Trial #21

Hop #	Freq (GHz)	Pulse Start (mS)
5	5518	15
8	5506	24
15	5513	45
27	5528	81
57	5519	171
73	5515	219



74	5496	222
81	5520	243
94	5501	282
98	5523	294

USA Frequency Hopping Trial #22

Hop #	Freq (GHz)	Pulse Start (mS)
17	5497	51
22	5513	66
25	5503	75
46	5525	138
54	5526	162
64	5506	192
73	5522	219
80	5502	240
90	5498	270

USA Frequency Hopping Trial #23

Hop #	Freq (GHz)	Pulse Start (mS)
13	5523	39
28	5518	84
34	5509	102
46	5516	138
57	5517	171
63	5502	189
74	5504	222
81	5500	243
86	5520	258
87	5499	261

USA Frequency Hopping Trial #24

Hop #	Freq (GHz)	Pulse Start (mS)
1	5498	3
11	5528	33
24	5501	72
27	5495	81
50	5526	150
65	5524	195
73	5523	219
84	5519	252

USA Frequency Hopping Trial #25

Hop #	Freq (GHz)	Pulse Start (mS)
0	5494	0
34	5517	102



41	5501	123
52	5526	156
56	5523	168
57	5528	171
84	5519	252

USA Frequency Hopping Trial #26

Hop #	Freq (GHz)	Pulse Start (mS)
4	5495	12
30	5515	90
33	5493	99
43	5512	129
64	5503	192
67	5492	201
79	5505	237
90	5507	270
95	5508	285
99	5496	297

USA Frequency Hopping Trial #27

Hop #	Freq (GHz)	Pulse Start (mS)
2	5497	6
19	5512	57
27	5513	81
39	5511	117
45	5528	135
59	5522	177
67	5521	201

USA Frequency Hopping Trial #28

Hop #	Freq (GHz)	Pulse Start (mS)
35	5493	105
37	5517	111
44	5496	132
61	5515	183
66	5516	198
77	5504	231

USA Frequency Hopping Trial #29

Hop #	Freq (GHz)	Pulse Start (mS)
2	5526	6
19	5517	57
41	5492	123
45	5506	135
51	5495	153



USA Frequency Hopping Trial #30

Hop #	Freq (GHz)	Pulse Start (mS)
4	5506	12
21	5519	63
36	5527	108
61	5510	183
65	5522	195
75	5507	225
80	5515	240


Channel 5530MHz, 80MHz BW, USA Bin 1A/1B Radar Statistical Performance

Trial	Radar Frequency	Pulses	PW (uS)	PRI (uS)	1=Detection 0=No Detection	Detection Percentage	Limit
1	5462	63	1	838	1	100.0%	60.0%
2	5462	63	1	838	1		
3	5462	92	1	578	1		
4	5462	86	1	618	1		
5	5500	83	1	638	1		
6	5500	70	1	758	1		
7	5500	76	1	698	1		
8	5500	78	1	678	1		
9	5520	86	1	618	1		
10	5520	57	1	938	1		
11	5520	72	1	738	1		
12	5520	99	1	538	1		
13	5530	99	1	538	1		
14	5530	63	1	838	1		
15	5530	59	1	898	1		
16	5530	39	1	1374	1		
17	5530	28	1	1909	1		
18	5530	27	1	1964	1		
19	5540	19	1	2803	1		
20	5540	25	1	2139	1		
21	5540	38	1	1421	1		
22	5540	27	1	1964	1		
23	5560	39	1	1379	1		
24	5560	22	1	2505	1		
25	5560	24	1	2279	1		
26	5560	24	1	2257	1		
27	5568	31	1	1718	1		
28	5568	68	1	787	1		
29	5568	19	1	2903	1		
30	5568	24	1	2219	1		


Channel 5530MHz, 80MHz BW, USA Bin 2 Radar Statistical Performance

Trial	Radar Frequency	Pulses	PW (uS)	PRI (uS)	1=Detection 0=No Detection	Detection Percentage	Limit
1	5462	26	4.2	167	1	80.0%	60.0%
2	5462	27	3.7	154	1		
3	5462	27	2.3	179	0		
4	5462	28	3.5	216	1		
5	5500	28	2.8	218	1		
6	5500	29	1.8	155	1		
7	5500	25	4.3	167	1		
8	5500	24	5	170	1		
9	5520	29	2.4	207	1		
10	5520	25	1.5	185	1		
11	5520	24	2.7	161	1		
12	5520	23	3.1	171	1		
13	5530	29	4.4	193	1		
14	5530	27	2	169	1		
15	5530	27	1.4	182	0		
16	5530	29	3.8	152	0		
17	5530	24	3.7	151	1		
18	5530	23	5	220	0		
19	5540	24	3.3	185	1		
20	5540	28	2.6	197	1		
21	5540	29	2.3	171	1		
22	5540	26	2	190	1		
23	5560	24	3.1	196	1		
24	5560	23	3.8	222	1		
25	5560	29	2.5	225	1		
26	5560	26	4.8	223	1		
27	5568	24	2.6	198	0		
28	5568	26	4.1	193	1		
29	5568	23	3.7	212	1		
30	5568	24	4.7	220	0		


Channel 5530MHz, 80MHz BW, USA Bin 3 Radar Statistical Performance

Trial	Radar Frequency	Pulses	PW (uS)	PRI (uS)	1=Detection 0=No Detection	Detection Percentage	Limit
1	5462	18	7.8	313	1	90.0%	60.0%
2	5462	17	8.6	330	1		
3	5462	17	7.8	467	1		
4	5462	16	6.4	371	1		
5	5500	18	6.9	358	1		
6	5500	16	8.7	309	1		
7	5500	16	7.7	375	0		
8	5500	16	8.2	387	1		
9	5520	17	7.4	460	1		
10	5520	16	7.1	477	1		
11	5520	18	6.8	258	1		
12	5520	16	8.7	328	0		
13	5530	17	9.4	470	1		
14	5530	16	10	399	1		
15	5530	16	7.7	204	0		
16	5530	18	9.4	219	1		
17	5530	18	8.7	304	1		
18	5530	16	7.5	413	1		
19	5540	16	7.4	420	1		
20	5540	16	6.5	249	1		
21	5540	18	9	469	1		
22	5540	16	7.1	496	1		
23	5560	17	9.6	340	1		
24	5560	16	6.4	319	1		
25	5560	16	8.4	342	1		
26	5560	18	6.1	388	1		
27	5568	18	9.7	413	1		
28	5568	17	10	418	1		
29	5568	17	7.8	230	1		
30	5568	16	8.7	238	1		

Channel 5530MHz, 80MHz BW, USA Bin 4 Radar Statistical Performance

Trial	Radar Frequency	Pulses	PW (uS)	PRI (uS)	1=Detection 0=No Detection	Detection Percentage	Limit
1	5462	12	19.1	428	1	86.7%	60.0%
2	5462	15	12.7	299	1		
3	5462	14	18.5	295	1		
4	5462	15	18.6	421	1		
5	5500	15	11.4	202	1		
6	5500	14	12.5	455	1		
7	5500	15	17.9	289	1		
8	5500	16	19.9	259	0		
9	5520	14	16.9	438	1		
10	5520	16	15.7	465	0		
11	5520	15	16.4	412	0		
12	5520	15	13.7	254	1		
13	5530	14	14.3	220	1		
14	5530	16	11.2	411	1		
15	5530	12	16.5	262	1		
16	5530	12	11.2	492	1		
17	5530	13	18.9	215	1		
18	5530	16	17	468	1		
19	5540	14	13.7	487	1		
20	5540	13	16.2	445	1		
21	5540	13	19.6	214	1		
22	5540	16	19.8	468	0		
23	5560	16	11.5	337	1		
24	5560	16	15	376	1		
25	5560	16	19.3	347	1		
26	5560	15	12	478	1		
27	5568	16	14.1	349	1		
28	5568	13	17.7	295	1		
29	5568	16	11.9	314	1		
30	5568	13	18.5	481	1		

In addition an average minimum percentage of successful detection across all four Short pulse radar test waveforms is required and is calculated as follows:

$$\frac{P_d 1 + P_d 2 + P_d 3 + P_d 4}{4} = (100.0\% + 80.0\% + 90.0\% + 86.7\%) / 4 = 89.2\% > 80\%$$



*See the Bin5 Radar Characteristics at the end of this report.

Channel 5530MHz, 80MHz BW, USA Bin 5 Radar Statistical Performance

Trial #	Name	1=Detection 0=No Detection	Detection Percentage	Limit
1	USA Bin 5 Radar Test 1	1	100.0%	80.0%
2	USA Bin 5 Radar Test 2	1		
3	USA Bin 5 Radar Test 3	1		
4	USA Bin 5 Radar Test 4	1		
5	USA Bin 5 Radar Test 5	1		
6	USA Bin 5 Radar Test 6	1		
7	USA Bin 5 Radar Test 7	1		
8	USA Bin 5 Radar Test 8	1		
9	USA Bin 5 Radar Test 9	1		
10	USA Bin 5 Radar Test 10	1		
11	USA Bin 5 Radar Test 11	1		
12	USA Bin 5 Radar Test 12	1		
13	USA Bin 5 Radar Test 13	1		
14	USA Bin 5 Radar Test 14	1		
15	USA Bin 5 Radar Test 15	1		
16	USA Bin 5 Radar Test 16	1		
17	USA Bin 5 Radar Test 17	1		
18	USA Bin 5 Radar Test 18	1		
19	USA Bin 5 Radar Test 19	1		
20	USA Bin 5 Radar Test 20	1		
21	USA Bin 5 Radar Test 21	1		
22	USA Bin 5 Radar Test 22	1		
23	USA Bin 5 Radar Test 23	1		
24	USA Bin 5 Radar Test 24	1		
25	USA Bin 5 Radar Test 25	1		
26	USA Bin 5 Radar Test 26	1		
27	USA Bin 5 Radar Test 27	1		
28	USA Bin 5 Radar Test 28	1		
29	USA Bin 5 Radar Test 29	1		
30	USA Bin 5 Radar Test 30	1		



USA Bin 5 Trial #1

Burst #	Pulses	Frequency (MHz)	Chirp (MHz)	PW (uS)	Inter-pulse spacing (uS)	Inter-pulse spacing (uS)	Pulse Start (S)
1	2	5496.9	11	55	1333		0.431575
2	3	5496.9	11	50	1693	1806	1.601572
3	2	5496.9	11	50	1202		2.000956
4	2	5496.9	11	95	1870		3.304044
5	3	5496.9	11	70	1064	1805	3.5523
6	2	5496.9	11	100	1767		4.849638
7	1	5496.9	11	55			5.833958
8	1	5496.9	11	100			6.561003
9	3	5496.9	11	95	1676	1940	7.5909
10	2	5496.9	11	60	1134		8.516213
11	3	5496.9	11	95	1061	1665	9.081161
12	3	5496.9	11	95	1145	1885	9.585659
13	1	5496.9	11	70			11.024474
14	2	5496.9	11	75	1605		11.971846

USA Bin 5 Trial #2

Burst #	Pulses	Frequency (MHz)	Chirp (MHz)	PW (uS)	Inter-pulse spacing (uS)	Inter-pulse spacing (uS)	Pulse Start (S)
1	2	5498.9	16	55	1653		0.220067
2	1	5498.9	16	50			0.717467
3	3	5498.9	16	90	1427	1961	1.485743
4	2	5498.9	16	80	1835		2.160982
5	3	5498.9	16	50	1218	1330	3.041704
6	1	5498.9	16	55			3.562109
7	2	5498.9	16	75	1441		4.388981
8	1	5498.9	16	70			5.208817
9	2	5498.9	16	65	1595		6.280488
10	3	5498.9	16	80	1435	1736	6.420825
11	2	5498.9	16	85	1082		7.089067
12	2	5498.9	16	95	1298		8.214974
13	2	5498.9	16	85	1213		9.019168
14	1	5498.9	16	50			9.52762
15	2	5498.9	16	90	1596		9.950431
16	3	5498.9	16	90	1488	1009	10.835312
17	2	5498.9	16	80	1565		11.767557

USA Bin 5 Trial #3

Burst #	Pulses	Frequency (MHz)	Chirp (MHz)	PW (uS)	Inter-pulse spacing (uS)	Inter-pulse spacing (uS)	Pulse Start (S)
1	3	5500.5	20	70	1432	1269	0.337293
2	3	5500.5	20	85	1335	1870	1.558357



3	3	5500.5	20	65	1194	1841	2.15045
4	3	5500.5	20	75	1209	1922	3.185428
5	2	5500.5	20	70	1522		4.268688
6	1	5500.5	20	50			4.486887
7	1	5500.5	20	85			5.475499
8	3	5500.5	20	90	1313	1390	6.768735
9	3	5500.5	20	65	1474	1234	7.526641
10	3	5500.5	20	80	1374	1381	8.110288
11	3	5500.5	20	95	1483	1973	8.968933
12	3	5500.5	20	60	1279	1967	9.841843
13	2	5500.5	20	50	1554		11.049705
14	3	5500.5	20	60	1318	1977	11.486295

USA Bin 5 Trial #4

Burst #	Pulses	Frequency (MHz)	Chirp (MHz)	PW (uS)	Inter-pulse spacing (uS)	Inter-pulse spacing (uS)	Pulse Start (S)
1	1	5496.5	10	85			0.636559
2	3	5496.5	10	90	1380	1522	1.617552
3	3	5496.5	10	80	1104	1573	2.009685
4	1	5496.5	10	80			3.141376
5	2	5496.5	10	65	1912		3.971014
6	1	5496.5	10	60			5.078244
7	2	5496.5	10	55	1648		5.688292
8	3	5496.5	10	65	1598	1517	6.918956
9	3	5496.5	10	100	1051	1769	7.914301
10	1	5496.5	10	60			8.719224
11	3	5496.5	10	85	1106	1955	10.097124
12	3	5496.5	10	85	1053	1074	10.884659
13	2	5496.5	10	60	1022		11.565407

USA Bin 5 Trial #5

Burst #	Pulses	Frequency (MHz)	Chirp (MHz)	PW (uS)	Inter-pulse spacing (uS)	Inter-pulse spacing (uS)	Pulse Start (S)
1	3	5495.3	7	80	1715	1066	0.99383
2	2	5495.3	7	50	1820		2.806874
3	2	5495.3	7	55	1982		3.462716
4	2	5495.3	7	50	1796		4.762224
5	2	5495.3	7	50	1834		6.883969
6	1	5495.3	7	75			7.738579
7	3	5495.3	7	85	1527	1975	9.081312
8	3	5495.3	7	70	1918	1986	11.753708

USA Bin 5 Trial #6

Burst #	Pulses	Frequency (MHz)	Chirp (MHz)	PW (uS)	Inter-pulse spacing (uS)	Inter-pulse spacing (uS)	Pulse Start (S)
---------	--------	-----------------	-------------	---------	--------------------------	--------------------------	-----------------



1	3	5496.1	9	55	1352	1703	0.23411
2	3	5496.1	9	65	1140	1937	1.196055
3	3	5496.1	9	75	1095	1293	2.669475
4	1	5496.1	9	80			3.202119
5	3	5496.1	9	50	1032	1439	4.026496
6	3	5496.1	9	80	1915	1061	4.851495
7	3	5496.1	9	50	1414	1536	5.947199
8	3	5496.1	9	95	1789	1042	7.121671
9	3	5496.1	9	55	1989	1814	8.039397
10	2	5496.1	9	65	1649		8.782146
11	3	5496.1	9	95	1244	1047	10.133264
12	1	5496.1	9	85			11.057893
13	3	5496.1	9	95	1971	1207	11.851792

USA Bin 5 Trial #7

Burst #	Pulses	Frequency (MHz)	Chirp (MHz)	PW (uS)	Inter-pulse spacing (uS)	Inter-pulse spacing (uS)	Pulse Start (S)
1	3	5496.5	10	95	1239	1543	1.000362
2	2	5496.5	10	80	1122		2.225311
3	2	5496.5	10	80	1424		3.217001
4	3	5496.5	10	90	1565	1995	3.763522
5	3	5496.5	10	80	1913	1423	5.314255
6	2	5496.5	10	95	1774		6.534789
7	1	5496.5	10	80			7.367364
8	2	5496.5	10	70	1434		8.411504
9	2	5496.5	10	65	1543		10.655246
10	1	5496.5	10	90			11.691947

USA Bin 5 Trial #8

Burst #	Pulses	Frequency (MHz)	Chirp (MHz)	PW (uS)	Inter-pulse spacing (uS)	Inter-pulse spacing (uS)	Pulse Start (S)
1	3	5495.7	8	100	1574	1513	0.367409
2	3	5495.7	8	80	1751	1343	1.355717
3	3	5495.7	8	100	1759	1063	2.750859
4	3	5495.7	8	85	1482	1409	4.817384
5	3	5495.7	8	75	1607	1811	6.29716
6	3	5495.7	8	65	2000	1729	6.761365
7	3	5495.7	8	50	1796	1010	8.035298
8	2	5495.7	8	70	1482		10.223677
9	2	5495.7	8	65	1942		11.57876

USA Bin 5 Trial #9

Burst #	Pulses	Frequency (MHz)	Chirp (MHz)	PW (uS)	Inter-pulse spacing (uS)	Inter-pulse spacing (uS)	Pulse Start (S)
1	1	5500.5	20	80			0.152168



2	3	5500.5	20	60	1591	1128	1.709094
3	3	5500.5	20	95	1844	1519	2.301089
4	3	5500.5	20	65	1317	1656	3.082166
5	1	5500.5	20	70			4.659731
6	1	5500.5	20	85			5.75966
7	1	5500.5	20	60			6.803753
8	3	5500.5	20	60	1847	1002	7.592269
9	3	5500.5	20	100	1384	1768	8.739161
10	2	5500.5	20	55	1299		9.709647
11	1	5500.5	20	90			10.112067
12	3	5500.5	20	50	1624	1056	11.913648

USA Bin 5 Trial #10

Burst #	Pulses	Frequency (MHz)	Chirp (MHz)	PW (uS)	Inter-pulse spacing (uS)	Inter-pulse spacing (uS)	Pulse Start (S)
1	2	5500.5	20	60	1472		0.03701
2	2	5500.5	20	100	1113		1.489779
3	1	5500.5	20	100			1.597451
4	2	5500.5	20	100	1798		2.828222
5	3	5500.5	20	100	1206	1714	3.228113
6	1	5500.5	20	90			4.291143
7	2	5500.5	20	70	1802		5.083955
8	2	5500.5	20	90	1778		5.990171
9	2	5500.5	20	75	1478		6.18237
10	2	5500.5	20	55	1033		7.351282
11	3	5500.5	20	65	1216	1424	7.644938
12	3	5500.5	20	95	1211	1169	8.893475
13	2	5500.5	20	65	1795		9.210201
14	2	5500.5	20	50	1452		9.969657
15	3	5500.5	20	90	1247	1202	10.845999
16	1	5500.5	20	95			11.950137

USA Bin 5 Trial #11

Burst #	Pulses	Frequency (MHz)	Chirp (MHz)	PW (uS)	Inter-pulse spacing (uS)	Inter-pulse spacing (uS)	Pulse Start (S)
1	3	5530	18	75	1679	1619	0.013991
2	2	5530	18	50	1317		2.794805
3	2	5530	18	80	1843		3.31694
4	2	5530	18	65	1461		4.870848
5	2	5530	18	50	1763		6.65706
6	2	5530	18	90	1373		8.490868
7	1	5530	18	80			10.366641
8	3	5530	18	100	1196	1973	11.683835

USA Bin 5 Trial #12



Burst #	Pulses	Frequency (MHz)	Chirp (MHz)	PW (uS)	Inter-pulse spacing (uS)	Inter-pulse spacing (uS)	Pulse Start (S)
1	2	5530	16	85	1392		0.709564
2	1	5530	16	70			1.92654
3	3	5530	16	55	1606	1864	2.683763
4	2	5530	16	100	1104		3.657074
5	2	5530	16	50	1663		5.745445
6	1	5530	16	95			6.069188
7	3	5530	16	95	1718	1848	7.570094
8	1	5530	16	100			9.330337
9	1	5530	16	85			9.739542
10	3	5530	16	60	1576	1965	11.051931

USA Bin 5 Trial #13

Burst #	Pulses	Frequency (MHz)	Chirp (MHz)	PW (uS)	Inter-pulse spacing (uS)	Inter-pulse spacing (uS)	Pulse Start (S)
1	3	5530	16	85	1454	1202	0.402261
2	1	5530	16	90			1.341912
3	3	5530	16	60	1775	1300	1.710965
4	2	5530	16	50	1050		2.835923
5	3	5530	16	70	1145	1533	3.378005
6	3	5530	16	90	1828	1619	4.483027
7	3	5530	16	75	1966	1504	5.477741
8	2	5530	16	85	1548		5.853981
9	2	5530	16	85	1287		6.626781
10	2	5530	16	50	1325		7.976014
11	3	5530	16	95	1181	1317	8.112078
12	1	5530	16	100			9.015145
13	3	5530	16	95	1820	1074	9.941378
14	1	5530	16	100			10.577581
15	2	5530	16	65	1220		11.932327

USA Bin 5 Trial #14

Burst #	Pulses	Frequency (MHz)	Chirp (MHz)	PW (uS)	Inter-pulse spacing (uS)	Inter-pulse spacing (uS)	Pulse Start (S)
1	3	5530	19	90	1647	1299	0.636616
2	2	5530	19	65	1139		1.280032
3	1	5530	19	65			2.305728
4	2	5530	19	85	1361		3.377849
5	3	5530	19	60	1707	1609	3.895652
6	3	5530	19	85	1364	1391	4.933429
7	3	5530	19	80	1319	1349	5.972169
8	2	5530	19	65	1391		6.017217
9	3	5530	19	55	1413	1413	7.666731



10	2	5530	19	60	1035	8.456926
11	1	5530	19	55		9.242648
12	2	5530	19	50	1636	9.710538
13	2	5530	19	65	1516	10.799037
14	2	5530	19	75	1484	11.789929

USA Bin 5 Trial #15

Burst #	Pulses	Frequency (MHz)	Chirp (MHz)	PW (uS)	Inter-pulse spacing (uS)	Inter-pulse spacing (uS)	Pulse Start (S)
1	1	5530	6	60			1.103427
2	3	5530	6	55	1564	1418	2.481837
3	3	5530	6	85	1646	1740	2.678382
4	3	5530	6	70	1602	1463	4.760066
5	1	5530	6	75			6.137494
6	3	5530	6	65	1816	1700	7.455892
7	3	5530	6	95	1034	1086	8.615103
8	2	5530	6	80	1305		9.552687
9	2	5530	6	55	1845		11.061542

USA Bin 5 Trial #16

Burst #	Pulses	Frequency (MHz)	Chirp (MHz)	PW (uS)	Inter-pulse spacing (uS)	Inter-pulse spacing (uS)	Pulse Start (S)
1	1	5530	16	50			0.449494
2	3	5530	16	95	1985	1878	0.746182
3	1	5530	16	55			1.714789
4	1	5530	16	80			2.459396
5	2	5530	16	65	1369		2.877143
6	3	5530	16	75	1655	1818	3.463854
7	3	5530	16	85	1968	1134	4.257787
8	1	5530	16	65			4.650825
9	3	5530	16	95	1865	1714	5.653474
10	3	5530	16	75	1984	1650	5.981944
11	3	5530	16	60	1809	1559	6.858928
12	1	5530	16	95			7.454094
13	2	5530	16	85	1380		7.68232
14	1	5530	16	90			8.302723
15	2	5530	16	60	1882		9.163766
16	1	5530	16	50			9.771689
17	2	5530	16	65	1030		10.406052
18	1	5530	16	50			10.751133
19	3	5530	16	50	1061	1140	11.573853

USA Bin 5 Trial #17

Burst #	Pulses	Frequency (MHz)	Chirp (MHz)	PW (uS)	Inter-pulse spacing (uS)	Inter-pulse spacing (uS)	Pulse Start (S)
---------	--------	-----------------	-------------	---------	--------------------------	--------------------------	-----------------



1	2	5530	5	80	1974		0.856689
2	2	5530	5	90	1722		1.033718
3	1	5530	5	90			2.198504
4	1	5530	5	65			3.578952
5	3	5530	5	80	1708	1076	4.002585
6	2	5530	5	95	1533		5.200755
7	1	5530	5	90			6.864077
8	2	5530	5	100	1736		7.792015
9	1	5530	5	65			8.372953
10	2	5530	5	95	1174		9.864692
11	1	5530	5	50			10.106162
12	3	5530	5	95	1559	1383	11.608993

USA Bin 5 Trial #18

Burst #	Pulses	Frequency (MHz)	Chirp (MHz)	PW (uS)	Inter-pulse spacing (uS)	Inter-pulse spacing (uS)	Pulse Start (S)
1	2	5530	6	60	1853		0.259073
2	2	5530	6	100	1998		1.090367
3	3	5530	6	100	1761	1750	1.838365
4	2	5530	6	80	1765		2.390624
5	2	5530	6	60	1254		3.28013
6	3	5530	6	75	1069	1398	3.988745
7	3	5530	6	60	1549	1591	4.254056
8	2	5530	6	60	1567		4.988963
9	2	5530	6	70	1637		5.452005
10	3	5530	6	65	1720	1297	6.1986
11	1	5530	6	100			7.074862
12	1	5530	6	85			7.77577
13	1	5530	6	95			8.341825
14	1	5530	6	100			8.951811
15	3	5530	6	80	1401	1996	9.505315
16	1	5530	6	85			10.445613
17	2	5530	6	75	1013		10.735647
18	3	5530	6	100	1374	1838	11.390165

USA Bin 5 Trial #19

Burst #	Pulses	Frequency (MHz)	Chirp (MHz)	PW (uS)	Inter-pulse spacing (uS)	Inter-pulse spacing (uS)	Pulse Start (S)
1	3	5530	20	100	1498	1208	0.041358
2	3	5530	20	55	1755	1624	2.96891
3	1	5530	20	65			4.491036
4	2	5530	20	90	1358		5.178552
5	3	5530	20	55	1050	1384	6.873948
6	2	5530	20	95	1325		8.477199
7	2	5530	20	100	1477		9.640535



8 3 5530 20 80 1731 1712 11.844029
USA Bin 5 Trial #20

Burst #	Pulses	Frequency (MHz)	Chirp (MHz)	PW (uS)	Inter-pulse spacing (uS)	Inter-pulse spacing (uS)	Pulse Start (S)
1	3	5530	18	50	1575	1516	1.259341
2	2	5530	18	90	1326		1.658108
3	2	5530	18	100	1346		3.322588
4	3	5530	18	50	1096	1960	5.255961
5	3	5530	18	70	1095	1081	6.007312
6	2	5530	18	65	1378		6.936407
7	3	5530	18	50	1938	1939	8.810018
8	1	5530	18	95			9.580795
9	2	5530	18	85	1126		10.789048

USA Bin 5 Trial #21

Burst #	Pulses	Frequency (MHz)	Chirp (MHz)	PW (uS)	Inter-pulse spacing (uS)	Inter-pulse spacing (uS)	Pulse Start (S)
1	2	5562.3	13	85	1389		0.516322
2	3	5562.3	13	65	1847	1215	1.346775
3	1	5562.3	13	70			1.986141
4	2	5562.3	13	70	1027		2.332049
5	1	5562.3	13	55			3.655776
6	1	5562.3	13	70			3.797228
7	2	5562.3	13	95	2000		4.604293
8	1	5562.3	13	80			5.559935
9	2	5562.3	13	85	1914		6.364543
10	1	5562.3	13	55			7.31886
11	2	5562.3	13	70	1470		7.810749
12	1	5562.3	13	85			8.258622
13	2	5562.3	13	70	1785		9.714575
14	2	5562.3	13	90	1259		9.892932
15	2	5562.3	13	75	1419		10.97535
16	3	5562.3	13	70	1143	1551	11.781803

USA Bin 5 Trial #22

Burst #	Pulses	Frequency (MHz)	Chirp (MHz)	PW (uS)	Inter-pulse spacing (uS)	Inter-pulse spacing (uS)	Pulse Start (S)
1	1	5564.3	8	55			0.089379
2	3	5564.3	8	90	1212	1755	1.868588
3	3	5564.3	8	55	1965	1967	3.545947
4	2	5564.3	8	80	1826		3.964195
5	1	5564.3	8	95			4.996547
6	1	5564.3	8	90			6.1426
7	3	5564.3	8	85	1264	1157	7.242265



8	1	5564.3	8	100			9.014171
9	3	5564.3	8	95	1218	1720	10.607553
10	2	5564.3	8	60	1893		10.882265

USA Bin 5 Trial #23

Burst #	Pulses	Frequency (MHz)	Chirp (MHz)	PW (uS)	Inter-pulse spacing (uS)	Inter-pulse spacing (uS)	Pulse Start (S)
1	1	5562.7	12	95			0.526135
2	2	5562.7	12	65	1098		1.810065
3	1	5562.7	12	60			2.606436
4	2	5562.7	12	75	1108		4.791378
5	1	5562.7	12	85			5.640544
6	2	5562.7	12	55	1095		6.306087
7	3	5562.7	12	55	1984	1600	8.302987
8	2	5562.7	12	65	1661		9.179692
9	3	5562.7	12	75	1549	1795	9.808294
10	3	5562.7	12	75	1147	1435	11.139956

USA Bin 5 Trial #24

Burst #	Pulses	Frequency (MHz)	Chirp (MHz)	PW (uS)	Inter-pulse spacing (uS)	Inter-pulse spacing (uS)	Pulse Start (S)
1	1	5564.3	8	75			0.189428
2	2	5564.3	8	95	1521		0.89462
3	1	5564.3	8	80			1.76705
4	1	5564.3	8	85			2.213202
5	3	5564.3	8	100	1921	1040	3.233919
6	1	5564.3	8	70			3.454489
7	2	5564.3	8	50	1773		4.24322
8	1	5564.3	8	55			4.98594
9	2	5564.3	8	70	1902		5.411786
10	3	5564.3	8	90	1309	1988	6.16126
11	3	5564.3	8	55	1945	1006	7.06273
12	3	5564.3	8	50	1500	1689	7.67912
13	3	5564.3	8	70	1190	1263	8.393699
14	2	5564.3	8	50	1060		9.112743
15	3	5564.3	8	75	1907	1067	9.718171
16	3	5564.3	8	100	1639	1172	10.121795
17	2	5564.3	8	100	1136		10.932706
18	3	5564.3	8	75	1029	1322	11.76095

USA Bin 5 Trial #25

Burst #	Pulses	Frequency (MHz)	Chirp (MHz)	PW (uS)	Inter-pulse spacing (uS)	Inter-pulse spacing (uS)	Pulse Start (S)
1	2	5565.1	6	95	1064		0.708756
2	1	5565.1	6	60			1.069278



3	3	5565.1	6	75	1533	1743	2.039931
4	3	5565.1	6	60	1119	1625	2.82836
5	3	5565.1	6	100	1446	1009	3.190335
6	2	5565.1	6	70	1258		4.345171
7	1	5565.1	6	95			4.807886
8	3	5565.1	6	95	1046	1339	5.631786
9	3	5565.1	6	55	1732	1775	6.131844
10	1	5565.1	6	80			7.350024
11	2	5565.1	6	90	1158		7.973231
12	3	5565.1	6	50	1867	1845	8.635438
13	2	5565.1	6	65	1278		9.032423
14	3	5565.1	6	50	1813	1543	9.796386
15	2	5565.1	6	55	1719		10.971455
16	3	5565.1	6	95	1518	1772	11.316789

USA Bin 5 Trial #26

Burst #	Pulses	Frequency (MHz)	Chirp (MHz)	PW (uS)	Inter-pulse spacing (uS)	Inter-pulse spacing (uS)	Pulse Start (S)
1	3	5561.1	16	90	1727	1679	0.202682
2	3	5561.1	16	100	1521	1801	1.755436
3	3	5561.1	16	65	1559	1864	4.319935
4	2	5561.1	16	60	1540		4.748363
5	3	5561.1	16	75	1199	1979	6.544597
6	1	5561.1	16	90			8.078918
7	1	5561.1	16	70			10.21495
8	2	5561.1	16	85	1762		11.313439

USA Bin 5 Trial #27

Burst #	Pulses	Frequency (MHz)	Chirp (MHz)	PW (uS)	Inter-pulse spacing (uS)	Inter-pulse spacing (uS)	Pulse Start (S)
1	2	5564.3	8	75	1060		0.024712
2	2	5564.3	8	80	1249		1.133942
3	3	5564.3	8	95	1093	1679	1.654143
4	3	5564.3	8	70	1955	1608	2.108022
5	3	5564.3	8	85	1303	1922	2.566774
6	3	5564.3	8	75	1957	1951	3.40565
7	3	5564.3	8	65	1862	1980	3.973646
8	2	5564.3	8	70	1408		4.967188
9	3	5564.3	8	100	1483	1395	5.082001
10	1	5564.3	8	65			5.956872
11	1	5564.3	8	50			6.724222
12	3	5564.3	8	95	1087	1334	7.322408
13	2	5564.3	8	100	1545		7.593412
14	1	5564.3	8	95			8.359104
15	1	5564.3	8	85			9.250657



16	1	5564.3	8	70			9.796654
17	2	5564.3	8	55	1016		10.26479
18	2	5564.3	8	70	1915		10.818483
19	3	5564.3	8	95	1449	1220	11.729983

USA Bin 5 Trial #28

Burst #	Pulses	Frequency (MHz)	Chirp (MHz)	PW (uS)	Inter-pulse spacing (uS)	Inter-pulse spacing (uS)	Pulse Start (S)
1	1	5561.1	16	75			0.641838
2	1	5561.1	16	70			1.094907
3	3	5561.1	16	50	1773	1625	1.592569
4	1	5561.1	16	70			2.232952
5	3	5561.1	16	60	1253	1554	3.19568
6	2	5561.1	16	85	1748		3.423308
7	3	5561.1	16	100	1532	1973	4.026362
8	1	5561.1	16	100			5.002681
9	1	5561.1	16	70			5.753343
10	2	5561.1	16	85	1905		6.453565
11	1	5561.1	16	90			6.747881
12	1	5561.1	16	90			7.546326
13	1	5561.1	16	55			8.451837
14	3	5561.1	16	50	1137	1750	9.196399
15	2	5561.1	16	65	1824		9.61607
16	3	5561.1	16	95	1359	1444	10.083084
17	2	5561.1	16	55	1130		10.935384
18	1	5561.1	16	95			11.934232

USA Bin 5 Trial #29

Burst #	Pulses	Frequency (MHz)	Chirp (MHz)	PW (uS)	Inter-pulse spacing (uS)	Inter-pulse spacing (uS)	Pulse Start (S)
1	2	5561.9	14	50	1098		0.067457
2	3	5561.9	14	80	1170	1449	1.139918
3	3	5561.9	14	65	1738	1132	2.285951
4	2	5561.9	14	70	1473		2.682957
5	2	5561.9	14	90	1702		3.411231
6	2	5561.9	14	55	1038		4.245304
7	1	5561.9	14	50			5.174809
8	2	5561.9	14	90	1293		5.656147
9	3	5561.9	14	85	1966	1962	6.607713
10	2	5561.9	14	85	1148		7.245186
11	2	5561.9	14	60	1276		8.466553
12	2	5561.9	14	95	1950		9.000968
13	1	5561.9	14	75			10.332202
14	1	5561.9	14	50			10.683063
15	2	5561.9	14	65	1961		11.310937



USA Bin 5 Trial #30

Burst #	Pulses	Frequency (MHz)	Chirp (MHz)	PW (uS)	Inter-pulse spacing (uS)	Inter-pulse spacing (uS)	Pulse Start (S)
1	3	5563.5	10	100	1857	1389	1.126267
2	1	5563.5	10	65			1.538916
3	3	5563.5	10	80	1925	1023	2.481583
4	3	5563.5	10	60	1961	1437	4.075383
5	1	5563.5	10	85			5.581176
6	1	5563.5	10	70			6.767426
7	3	5563.5	10	80	1187	1524	8.24796
8	3	5563.5	10	60	1592	1676	9.196501
9	1	5563.5	10	55			9.898783
10	3	5563.5	10	60	1046	1968	11.055848



*See the Bin6 Radar Characteristics at the end of this report.

Channel 5530MHz, 80MHz BW, USA Frequency Hopping Radar Statistical Performance

Trial #	Name	1=Detection 0=No Detection	Detection Percentage	Limit
1	USA Bin 6 Radar Test 1	1	100.0%	70.0%
2	USA Bin 6 Radar Test 2	1		
3	USA Bin 6 Radar Test 3	1		
4	USA Bin 6 Radar Test 4	1		
5	USA Bin 6 Radar Test 5	1		
6	USA Bin 6 Radar Test 6	1		
7	USA Bin 6 Radar Test 7	1		
8	USA Bin 6 Radar Test 8	1		
9	USA Bin 6 Radar Test 9	1		
10	USA Bin 6 Radar Test 10	1		
11	USA Bin 6 Radar Test 11	1		
12	USA Bin 6 Radar Test 12	1		
13	USA Bin 6 Radar Test 13	1		
14	USA Bin 6 Radar Test 14	1		
15	USA Bin 6 Radar Test 15	1		
16	USA Bin 6 Radar Test 16	1		
17	USA Bin 6 Radar Test 17	1		
18	USA Bin 6 Radar Test 18	1		
19	USA Bin 6 Radar Test 19	1		
20	USA Bin 6 Radar Test 20	1		
21	USA Bin 6 Radar Test 21	1		
22	USA Bin 6 Radar Test 22	1		
23	USA Bin 6 Radar Test 23	1		
24	USA Bin 6 Radar Test 24	1		
25	USA Bin 6 Radar Test 25	1		
26	USA Bin 6 Radar Test 26	1		
27	USA Bin 6 Radar Test 27	1		
28	USA Bin 6 Radar Test 28	1		
29	USA Bin 6 Radar Test 29	1		
30	USA Bin 6 Radar Test 30	1		

**USA Frequency Hopping Trial #1**

Hop #	Freq (GHz)	Pulse Start (mS)
16	5543	48
26	5510	78
32	5534	96
39	5496	117
43	5529	129
49	5497	147
52	5495	156
61	5540	183
66	5530	198
70	5517	210
74	5513	222
75	5563	225
86	5524	258
95	5515	285
98	5494	294

USA Frequency Hopping Trial #2

Hop #	Freq (GHz)	Pulse Start (mS)
10	5540	30
15	5549	45
37	5501	111
44	5528	132
45	5507	135
61	5565	183
62	5553	186
63	5495	189
64	5508	192
70	5510	210
73	5552	219
82	5531	246
94	5532	282

USA Frequency Hopping Trial #3

Hop #	Freq (GHz)	Pulse Start (mS)
4	5512	12
9	5554	27
13	5516	39
17	5514	51
18	5533	54
24	5495	72
29	5521	87
31	5499	93



52	5560	156
56	5548	168
57	5556	171
61	5502	183
64	5526	192
67	5562	201
68	5528	204
77	5542	231
83	5545	249
90	5557	270
99	5505	297

USA Frequency Hopping Trial #4

Hop #	Freq (GHz)	Pulse Start (ms)
11	5520	33
12	5505	36
13	5534	39
15	5496	45
16	5512	48
18	5539	54
25	5558	75
27	5515	81
35	5510	105
36	5545	108
40	5501	120
41	5508	123
47	5537	141
50	5538	150
51	5492	153
54	5518	162
58	5563	174
89	5498	267

USA Frequency Hopping Trial #5

Hop #	Freq (GHz)	Pulse Start (ms)
12	5534	36
29	5499	87
43	5537	129
45	5556	135
54	5528	162
62	5532	186
64	5524	192
66	5551	198
75	5536	225
77	5507	231



	86	5560	258
USA Frequency Hopping Trial #6			
Hop #	Freq (GHz)	Pulse Start (mS)	
9	5554	27	
11	5562	33	
15	5560	45	
24	5530	72	
26	5550	78	
42	5522	126	
47	5519	141	
52	5561	156	
60	5545	180	
66	5568	198	
67	5506	201	
72	5517	216	
80	5566	240	
82	5521	246	
84	5495	252	
91	5501	273	
93	5549	279	
95	5537	285	

		Freq (GHz)	Pulse Start (mS)
USA Frequency Hopping Trial #7			
Hop #		Freq (GHz)	Pulse Start (mS)
7		5531	21
8		5524	24
10		5521	30
11		5557	33
17		5554	51
43		5516	129
44		5559	132
57		5536	171
62		5522	186
63		5562	189
69		5567	207
77		5529	231
85		5555	255
93		5513	279

		Freq (GHz)	Pulse Start (mS)
USA Frequency Hopping Trial #8			
Hop #		Freq (GHz)	Pulse Start (mS)
9		5541	27
19		5559	57
34		5499	102



37	5510	111
38	5556	114
41	5522	123
43	5557	129
53	5525	159
62	5561	186
77	5512	231
78	5566	234
84	5551	252
88	5539	264

USA Frequency Hopping Trial #9

Hop #	Freq (GHz)	Pulse Start (mS)
0	5497	0
4	5534	12
8	5500	24
9	5551	27
14	5558	42
27	5494	81
40	5545	120
48	5525	144
56	5499	168
59	5509	177
66	5560	198
69	5531	207
85	5520	255
93	5543	279
95	5555	285

USA Frequency Hopping Trial #10

Hop #	Freq (GHz)	Pulse Start (mS)
6	5562	18
10	5559	30
11	5513	33
12	5549	36
13	5538	39
15	5496	45
33	5563	99
35	5551	105
36	5531	108
38	5506	114
51	5527	153
54	5515	162
55	5526	165
57	5492	171



70	5512	210
78	5494	234
89	5503	267
92	5514	276

USA Frequency Hopping Trial #11

Hop #	Freq (GHz)	Pulse Start (mS)
8	5538	24
9	5511	27
13	5513	39
16	5553	48
17	5546	51
19	5519	57
23	5563	69
28	5535	84
36	5568	108
45	5537	135
47	5524	141
49	5517	147
52	5527	156
53	5512	159
56	5560	168
59	5544	177
60	5545	180
64	5510	192
67	5518	201
69	5494	207
75	5499	225
77	5521	231

USA Frequency Hopping Trial #12

Hop #	Freq (GHz)	Pulse Start (mS)
3	5520	9
10	5540	30
14	5566	42
18	5515	54
31	5539	93
34	5551	102
35	5537	105
42	5499	126
46	5536	138
54	5527	162
56	5522	168
57	5555	171
65	5535	195



76	5546	228
85	5552	255
97	5521	291

USA Frequency Hopping Trial #13

Hop #	Freq (GHz)	Pulse Start (mS)
10	5564	30
29	5548	87
32	5543	96
33	5498	99
37	5556	111
40	5508	120
41	5511	123
49	5492	147
53	5526	159
69	5559	207
70	5521	210
75	5544	225
77	5520	231
84	5567	252
90	5535	270

USA Frequency Hopping Trial #14

Hop #	Freq (GHz)	Pulse Start (mS)
11	5509	33
19	5512	57
20	5568	60
26	5504	78
28	5514	84
37	5539	111
46	5546	138
64	5543	192
70	5530	210
72	5500	216
76	5536	228
83	5519	249
89	5495	267
93	5494	279
95	5533	285
96	5553	288

USA Frequency Hopping Trial #15

Hop #	Freq (GHz)	Pulse Start (mS)
4	5494	12
12	5551	36



18	5492	54
28	5528	84
36	5537	108
43	5500	129
45	5562	135
46	5505	138
53	5563	159
61	5541	183
64	5515	192
65	5506	195
72	5514	216
85	5560	255
90	5511	270
95	5568	285

USA Frequency Hopping Trial #16

Hop #	Freq (GHz)	Pulse Start (mS)
1	5506	3
4	5493	12
9	5533	27
11	5519	33
21	5501	63
39	5497	117
53	5531	159
54	5494	162
56	5503	168
62	5559	186
64	5536	192
74	5550	222
77	5564	231
80	5518	240
88	5527	264
91	5535	273

USA Frequency Hopping Trial #17

Hop #	Freq (GHz)	Pulse Start (mS)
4	5503	12
8	5499	24
13	5536	39
14	5542	42
22	5549	66
25	5504	75
30	5518	90
33	5520	99
37	5556	111



42	5555	126
44	5527	132
57	5550	171
60	5541	180
69	5497	207
76	5507	228
92	5535	276
95	5510	285
97	5557	291

USA Frequency Hopping Trial #18

Hop #	Freq (GHz)	Pulse Start (mS)
0	5547	0
5	5565	15
9	5500	27
16	5561	48
18	5563	54
19	5568	57
25	5532	75
47	5492	141
53	5567	159
67	5542	201
77	5526	231
89	5551	267
90	5523	270
91	5495	273

USA Frequency Hopping Trial #19

Hop #	Freq (GHz)	Pulse Start (mS)
6	5556	18
12	5496	36
13	5565	39
19	5558	57
21	5555	63
29	5516	87
49	5532	147
64	5549	192
70	5518	210
71	5543	213
95	5499	285
96	5542	288
97	5557	291
98	5507	294

USA Frequency Hopping Trial #20



Hop #	Freq (GHz)	Pulse Start (mS)
2	5541	6
3	5493	9
10	5526	30
30	5544	90
36	5501	108
42	5565	126
43	5518	129
45	5529	135
46	5508	138
47	5502	141
51	5555	153
62	5505	186
82	5531	246
99	5498	297

USA Frequency Hopping Trial #21

Hop #	Freq (GHz)	Pulse Start (mS)
14	5528	42
20	5499	60
43	5567	129
64	5495	192
78	5541	234
79	5506	237
93	5535	279
98	5517	294

USA Frequency Hopping Trial #22

Hop #	Freq (GHz)	Pulse Start (mS)
9	5546	27
15	5528	45
16	5518	48
17	5552	51
20	5504	60
24	5508	72
41	5539	123
59	5501	177
67	5543	201
83	5547	249
84	5492	252
86	5493	258
90	5558	270
91	5513	273

USA Frequency Hopping Trial #23



Hop #	Freq (GHz)	Pulse Start (mS)
4	5523	12
15	5555	45
16	5539	48
21	5557	63
25	5508	75
26	5562	78
27	5513	81
31	5493	93
32	5514	96
37	5515	111
38	5507	114
46	5567	138
64	5501	192
67	5542	201
73	5549	219
86	5529	258
94	5551	282
98	5560	294

USA Frequency Hopping Trial #24

Hop #	Freq (GHz)	Pulse Start (mS)
9	5530	27
25	5544	75
34	5556	102
45	5507	135
50	5542	150
53	5519	159
57	5493	171
58	5553	174
59	5510	177
74	5516	222
76	5548	228

USA Frequency Hopping Trial #25

Hop #	Freq (GHz)	Pulse Start (mS)
3	5514	9
12	5508	36
18	5515	54
29	5558	87
33	5517	99
43	5530	129
46	5543	138
53	5546	159



60	5503	180
66	5539	198
78	5535	234
84	5556	252
89	5565	267
93	5526	279

USA Frequency Hopping Trial #26

Hop #	Freq (GHz)	Pulse Start (mS)
2	5541	6
5	5568	15
15	5565	45
29	5523	87
36	5545	108
38	5501	114
41	5546	123
58	5496	174
61	5517	183
62	5535	186
65	5505	195
76	5522	228
78	5510	234
83	5527	249
85	5540	255

USA Frequency Hopping Trial #27

Hop #	Freq (GHz)	Pulse Start (mS)
24	5509	72
36	5493	108
37	5552	111
41	5519	123
66	5508	198
77	5500	231
81	5547	243

USA Frequency Hopping Trial #28

Hop #	Freq (GHz)	Pulse Start (mS)
4	5538	12
9	5500	27
13	5535	39
15	5541	45
17	5533	51
18	5552	54
20	5534	60
24	5544	72



26	5515	78
31	5542	93
33	5499	99
36	5540	108
56	5492	168
68	5545	204
69	5522	207
74	5497	222
79	5555	237
83	5511	249
89	5539	267
94	5513	282
99	5532	297

USA Frequency Hopping Trial #29

Hop #	Freq (GHz)	Pulse Start (mS)
1	5515	3
2	5504	6
8	5526	24
10	5524	30
11	5521	33
22	5537	66
40	5505	120
41	5533	123
50	5558	150
78	5492	234
85	5499	255
94	5556	282
98	5553	294

USA Frequency Hopping Trial #30

Hop #	Freq (GHz)	Pulse Start (mS)
0	5550	0
1	5523	3
14	5499	42
33	5493	99
36	5543	108
40	5496	120
41	5522	123
63	5501	189
73	5515	219
87	5529	261
88	5534	264
92	5563	276


Appendix C: List of Test Equipment Used to perform the test

Equip No	Model Manufacturer	Description	Last Cal	Next Cal
CIS050721	N9030A Keysight	PXA Signal Analyzer	30-Mar-16	30-Mar-17
CIS054660	BWS20-W2 Aeroflex	SMA 20dB Attenuator	21-Jul-16	21-Jul-17
CIS054659	PS4-09-452/4S Pulsar	Splitter	19-Sep-16	19-Sep-17
CIS054657	ZFSC-2-10G Mini-Circuits	Splitter	19-Sep-16	19-Sep-17
CIS054678	RA08-S1S1-12 MegaPhase	SMA 12" Cable	22-Sep-16	22-Sep-17
CIS054668	RA08-S1S1-18 MegaPhase	SMA 18" Cable	22-Sep-16	22-Sep-17
CIS054667	RA08-S1S1-18 MegaPhase	SMA 18" Cable	22-Sep-16	22-Sep-17
CIS054665	RA08-S1S1-24 MegaPhase	SMA 24" Cable	22-Sep-16	22-Sep-17
CIS054663	F120-S1S1-48 MegaPhase	SMA 48" Cable	22-Sep-16	22-Sep-17
CIS054662	SF18-S1S1-36 MegaPhase	SMA 36" cable	22-Sep-16	22-Sep-17
CIS054695	D3C2060 Ditom	Circulator	20-Oct-15	20-Oct-16
CIS054661	BWS30-W2 Aeroflex	SMA 30dB Attenuator	24-Sep-16	24-Sep-17
CIS054686	NI PXI-2796 National Instruments	Plug-in switch module	Cal before Use	Cal before Use
CIS-49514	National Instruments /PXI-1042	DFS Automation System	Cal before Use	Cal before Use
CIS-49514	National Instruments /PXI-5422	16-Bit 200MS/s AWG	Cal before Use	Cal before Use
CIS-49514	National Instruments /PXI-5422	16-Bit 200MS/s AWG	Cal before Use	Cal before Use
CIS049514	PXI-1042 National Instruments	DFS Automation System	Cal before Use	Cal before Use

End